



**JASON  
CANDLE**  
2017 MAC Coach of the Year

**JON'VEA  
JOHNSON**  
2016 Second-Team All-MAC | WR

**DIONTAE  
JOHNSON**  
2017 First-Team All-MAC | WR, PR  
2017 Second-Team All-MAC | KR

**CODY  
THOMPSON**  
2016 First-Team All-MAC | WR

**JAMESON  
VEST**  
2017 First-Team All-MAC | PK

# TOLEDO FOOTBALL

— 2018 MEDIA GUIDE —



# ROCKET FOOTBALL

## 2018 TOLEDO FOOTBALL SCHEDULE

Date	Opponent	Time
Sept. 1	VMI (ESPN3)	7:00 p.m.
Sept. 15	MIAMI (FLA.) (ESPN Networks)	Noon
Sept. 22	NEVADA (ESPN Networks)	TBA
Sept. 29	at Fresno State (ESPN Networks)	TBA
Oct. 6	BOWLING GREEN* HC (ESPN+)	3:30 p.m.
Oct. 13	at Eastern Michigan* (ESPN Networks)	TBA
Oct. 20	BUFFALO* (ESPN+)	Noon
Oct. 25	at Western Michigan* (ESPN2/CBSSN)	7:00 p.m.
Oct. 31	BALL STATE* (ESPN2)	7:30 p.m.
Nov. 7	at Northern Illinois* (ESPN2/ESPNU)	TBA
Nov. 15	at Kent State* (CBSSN)	6:00 p.m.
Nov. 23	CENTRAL MICHIGAN* (TV-TBA)	TBA
Nov. 30	MAC Championship Game# (ESPN2)	7:00 p.m.

*Schedule subject to change.*

*All times are site times.*

*\* Mid-American Conference Game*

*# West Division champion vs. East Division champion, Ford Field, Detroit, Mich. (ESPN2)*

*HC - Homecoming*

ESPN NETWORKS: ESPN must alert the schools no less than 12 days before the designated game day what time kickoff will be and what platform it will be distributed on (ABC, ESPN, ESPN2, ESPNNews, ESPNU or ESPN3).

## IMPORTANT DATES

**Players report to preseason camp**

Thursday, Aug. 2

**First day of practice**

Friday, Aug. 3

**Media Day**

Friday, Aug. 3 (1:00 p.m.)

**UT fall classes begin**

Monday, Aug. 27

**Home Opener vs. VMI**

Saturday, Sept. 1

## FOLLOW THE ROCKETS



Online

utrockets.com



Twitter

@ToledoFB  
@ToledoRockets  
@CoachCandle  
@UTPaulHelgren



Facebook

UTRockets



Instagram

@UTRockets



Snapchat

@UToledoRockets



YouTube

UTRockets





## THE COACHING STAFF (42-65)

Head Coach Jason Candle.....	42-48
Assistant Coaches.....	49-58
Support Staff.....	59-63
Coaches' Families.....	64-65

## PLAYER PROFILES (66-104)

Returning Players .....	66-97
Newcomers .....	98-104

## 2017 IN REVIEW (105-132)

Game-By-Game Reviews .....	106-119
Results and Statistics.....	120-130
Starters/Participation.....	131-132

## ROCKET HISTORY (133-189)

101 Years of Excellence.....	134-135
All-Century Team .....	136
Rocket Football Timeline .....	137-142
35 Wins In A Row! .....	143
History of the Glass Bowl .....	144-147
Rocket All-Americans.....	148-149
Rocket All-MAC Honorees .....	150-154
Postseason Honors .....	155-156
Heisman Votes/Retired Jersey Numbers.....	157
Academic Honors/Academic All-MAC .....	158-160
All-time Letterwinners.....	161-167
Team Awards.....	168-172
Team Captains .....	173-174
All-Time Coaching Greats .....	175-176
Assistant Coaches All-Time List .....	177-180
Rockets In the NFL .....	181-182
Rockets In Other Professional Leagues .....	183
Rockets in the NFL Draft .....	184-185
Toledo's Bowl Appearances .....	186-189

## WE ARE THE ROCKETS! (2-22)

2018 Schedule/Important Dates/Social Media .....	2
Quick Facts/Future Schedules .....	5
101 Years of Rocket Football.....	6
Great Rocket Victories.....	7
Rocket All-Americans.....	8
Rockets in the NFL.....	9
Rockets on National TV .....	10
Rockets in the Community .....	11
Victory Day! .....	12
Rocket Academics.....	13-14
The Glass Bowl.....	15-16
Larimer Athletic Complex.....	17-18
Fetterman Training Center .....	19
The University .....	20-21
The Mid-American Conference .....	22

## 2018 SEASON OUTLOOK (23-41)

Season Outlook Story .....	23-27
Rocket Notebook.....	28-29
Q&A with Coach Candle.....	30-34
Alphabetical Roster .....	35-36
Numerical Roster .....	37-38
Geographical Roster .....	39
Roster by Class.....	40
Returning Starters/Pronunciation Guide.....	41





### THE RECORD BOOK (190-241)

All-Time Record by Season.....	191-192
All-Time Coaching Records.....	193-195
Year-By-Year Scores.....	196-205
Records/Polls.....	206
Streaks/Comebacks .....	207
Attendance Records .....	208-209
Team Records.....	210-213
Individual Records .....	214-226
Individual Records by UT Opponents .....	227
When Was the Last Time? .....	228-229
Glass Bowl Records .....	230
Homecoming Results.....	231
Annual Statistical Leaders .....	232-238
MAC Championship Game.....	239
UT Record vs. Opponents and Conferences .....	230-241

*Credits: The 2018 Toledo Football Guide was written and edited by Paul Helgren and Chris Cullum. Front Cover Design: Derek Marckel. Editorial Assistance: Steve Easton, Rachel Schneider, Reid Teatsorth. Cover Photography: Daniel Miller. Inside Photographs: Daniel Miller, UT Photography. Special thanks to Scott Grau for permission to use his photos. Thanks to NFL teams for additional photographs.*

*The University of Toledo is committed to a policy of equal opportunity in education, employment, membership and contracts, and no differentiation will be made based on race, color, religion, sex, age, national origin, sexual orientation, veteran status or the presence of a disability. The university will take affirmative action as required by state or federal law.*

### THE UNIVERSITY/MEDIA INFORMATION (242-263)

University History and Traditions .....	243-245
Athletic Traditions .....	246-252
President Sharon Gaber .....	253
Vice President and Athletic Director Mike O'Brien.....	254-255
Student-Athlete Academic Services .....	256
NCAA Compliance.....	257
Sports Medicine .....	258
Strength and Conditioning.....	259
Media Information .....	260-263
Directions to Campus and the Glass Bowl .....	264-265
City of Toledo .....	266
Website/Social Media .....	267

#### University of Toledo Mission Statement

*"The University of Toledo is a national, public research university where students obtain a world-class education and become part of a diverse community of leaders committed to improving the human condition in the region and the world."*

#### The Mission Statement of the Intercollegiate Athletics Department

*"The University of Toledo Department of Intercollegiate Athletics is committed to providing a broad-based athletes program for men and women that strives for academic and competitive excellence at conference, regional and national levels."*



# TOLEDO QUICK FACTS

## UNIVERSITY INFORMATION

**Location:** Toledo, Ohio 43606-3390  
**Population:** 287,508 (city); 608,145 (metro)  
**Founded:** 1872  
**Enrollment:** 20,381  
**Conference:** Mid-American (West Division)  
**Nickname:** Rockets  
**Colors:** Midnight Blue and Gold  
**Mascot:** Rocky the Rocket  
**Stadium (built):** Glass Bowl (1937)  
**Stadium Capacity/Surface:** 26,038/Field Turf  
**Ticket Office Phone:** (419) 530-GOLD  
**President:** Dr. Sharon Gaber  
**Vice-President and Athletic Director:** Mike O'Brien  
**Faculty Representative:** Dr. Mary Powers

## COACHING STAFF

**Head Coach:** Jason Candle (Mount Union '03)  
**Record at Toledo:** 21-7 (Two years)  
**Overall Coaching Record:** Same  
**For Interviews:** Call Paul Helgren (419) 530-4918  
**Coaching Staff:**

- Jason Candle - Head Coach (Field)
- Brian George - Def. Coordinator/Def. Line (Press Box)
- Brian Wright - Off. Coordinator/QBs (Press Box)
- Mike Bellamy - Wide Receivers (Field)
- Ricky Ciccone - Nickel Backs (Field)
- Robby Discher - Tight Ends/Special Teams (Field)
- Kerry Dixon II - Running Backs (Field)
- Mike Hallett - Offensive Line (Press Box)
- Hank Poteat - Cornerbacks (Field)
- Mike Ward - Linebackers (Field)
- Ross Watson - Safeties (Field)
- Brad Bichey - Strength and Conditioning (Field)

*Field/Press Box positions in parentheses*

## FOOTBALL INFORMATION

**2017 Record:** 11-3 (MAC Champions)  
**2017 MAC Record:** 7-1  
**2017 Home Record:** 6-0  
**2017 Road Record:** 4-2  
**2017 Neutral Record:** 1-1  
**2017 Bowl:** Dollar General Bowl  
**2017 Letterwinners Returning:** 44 (24 off., 23 def., 2 specialists)  
**2017 Letterwinners Lost:** 20 (10 off., 8 def., 2 spec.)  
**2017 Starters Returning:** 14 (6 off., 6 def., 2 spec.)  
**2017 Starters Lost:** 11 (5 off., 5 def., 1 spec.)  
**Offensive/Defensive Sets:** Spread / Multiple

## UT ATHLETIC COMMUNICATIONS

**Associate AD/Communications:** Paul Helgren  
**E-Mail:** paul.helgren@utoledo.edu  
**Twitter:** @UTPaulHelgren  
**Office Phone Number:** (419) 530-4918  
**Mobile Phone Number:** (419) 262-3861  
**Athletic Communications Fax:** (419) 530-4930  
**Press Box Phone Number:** (419) 530-3732  
**Internet Address:** www.utrockets.com

## 2017 TOLEDO FOOTBALL RESULTS

**Record: 11-3, 7-1 MAC**

Date	Opponent	Results
Aug. 31	ELON (ESPN3)	W, 47-13
Sept. 9	at Nevada (ESPN3)	W, 37-24
Sept. 16	TULSA (ESPN3)	W, 54-51
Sept. 23	at #14 Miami (Fla.) (ACC-RSN)	L, 52-30
Oct. 7	E. MICHIGAN * (CBSSN)	W, 20-15
Oct. 14	at Central Michigan * (ESPN3)	W, 30-10
Oct. 21	AKRON * (Raycom/ESPN3)	W, 48-21
Oct. 26	at Ball State* (ESPN3)	W, 58-17
Nov. 2	N. ILLINOIS * (ESPNU)	W, 27-17
Nov. 8	at Ohio * (ESPN2)	L, 38-10
Nov. 15	at Bowling Green * (ESPNU)	W, 66-37
Nov. 24	WMU * (ESPNU)	W, 37-10
Dec. 2	vs. Akron# (ESPN)	W, 45-28
Dec. 23	vs. Appalachian State& (ESPN)	L, 34-0

*\* Mid-American Conference Game  
# MAC Championship Game, Detroit, Mich.  
& Dollar General Bowl, Mobile, Ala.*

## 2017 MAC STANDINGS

### West Division

Team	MAC	ALL
Toledo	7-1	11-3
Central Michigan	6-2	8-5
Northern Illinois	6-2	8-5
Western Michigan	4-4	6-6
Eastern Michigan	3-5	5-7
Ball State	0-8	2-10

### East Division

Team	MAC	ALL
Akron	6-2	7-7
Ohio	5-3	9-4
Miami	4-4	5-7
Buffalo	4-4	6-6
Bowling Green	2-6	2-10
Kent State	1-7	2-10

### MAC Championship Game

**Toledo 45, Akron 28**

## FUTURE NON-CONFERENCE SCHEDULES

### 2019

Aug. 31 – at Kentucky  
**Sept. 14 - MURRAY STATE**  
Sept. 21 – at Colorado State  
**Sept. 28 – BYU**

### 2020

Sept. 5 – at Tulsa  
**Sept. 12 - SAN DIEGO STATE**  
Sept. 19 – at Michigan State

### 2021

Sept. 11 – at Notre Dame  
**Sept. 25 – COLORADO STATE**

### 2022

Sept. 10 – at San Diego State  
Sept. 17 – at Ohio State

### 2023

Sept. 2 – at Illinois

*Last updated July 12, 2018*



# 101 YEARS OF ROCKET FOOTBALL

## A TRADITION OF EXCELLENCE

Toledo Football had its humble beginnings on a plain dirt field on campus in 1917. In the 101 years since then, the Rockets have grown to become one of the great college football programs in the country.

## BIG-TIME GAMES IN THE GLASS BOWL

- Toledo has hosted schools from each of the Power Five conferences, including Missouri, Arizona, Purdue, Pittsburgh, Iowa State, Colorado, Syracuse, Kansas, Indiana and Minnesota.
- Toledo will host Miami (Fla.) in 2018, BYU in 2019 and Colorado State in 2021.

## NATIONAL TELEVISION

- All 12 of Toledo's games will be televised nationally or streamed on ESPN in 2018.
- The Rockets appeared on national TV eight times in 2017 and 72 times in the past 13 years.

## ROCKETS IN THE NFL

- Toledo has 20 former players on NFL rosters (through Aug. 7).
- Quarterback Logan Woodside was selected in the seventh round of the 2018 NFL Draft. Four Rockets have been drafted in the last two years.
- Kareem Hunt (2017 draft pick) led the NFL in rushing as a rookie for Kansas City in 2017, gaining 1,327 yards.
- Chester Taylor was the first player out of the Mid-American Conference to rush for 1,000 yards in an NFL season when he ran for 1,216 yards for the Minnesota Vikings in 2006.

## BOWL GAMES

- Toledo has appeared in 11 bowl games in the last 16 years.
- The Rockets have an 11-6 all-time record in bowl games.

## NATIONAL IMPACT

- The Rockets have had 37 All-Americans, most recently tight end Michael Roberts in 2016.
- Toledo has been ranked in the Top 25 in nine different seasons, including a No. 19 ranking in 2015.
- The Rockets have won 11 MAC Championships and won or shared 11 MAC West Division titles.
- The Rockets had a 35-game winning streak from 1969-71, the second-longest in Division I-A college football history behind Oklahoma's 47-game streak from 1953-57.
- Chuck Ealey, the quarterback who engineered the 35-game winning streak, finished eighth in the Heisman voting in 1971.

## SHOT DOWN BY THE ROCKETS!

- In 2015, the Rockets defeated teams from the SEC (No. 18 Arkansas) and the Big 12 (Iowa State).
- The Rockets had consecutive home wins against Big 12 teams in 2006 (Kansas), 2007 (Iowa State) and 2009 (Colorado).
- Toledo defeated Big Ten opponents in 2000 (Penn State), 2001 (Minnesota), 2008 (Michigan) and 2010 (Purdue). The Rockets are the only school in the country to be undefeated against both Michigan and Penn State.



# GREAT ROCKET VICTORIES

Jason Candle and the Rockets blasted the Akron Zips in the 2017 MAC Championship Game.

## BIG ROCKET VICTORIES IN THE 21ST CENTURY

2017: Toledo 45, Akron 28  
(MAC Championship)

2015: Toledo 16, #18 Arkansas 12

2015: Toledo 30, Iowa State 23 (2OT)

2015: Toledo 32, #24 Temple 17  
(Marmot Boca Raton Bowl)

2014: Toledo 66, Arkansas State 44  
(GoDaddy Bowl)

2013: Toledo 45, Navy 44 (2OT)

2012: Toledo 29, #18 Cincinnati 23

2011: Toledo 42, Air Force 41  
(Military Bowl)

2010: Toledo 31, Purdue 20

2009: Toledo 54, Colorado 38

2008: Toledo 13, Michigan 10

2007: Toledo 36, Iowa State 35

2006: Toledo 37, Kansas 31 (2OT)

2005: Toledo 45, UTEP 13 (GMAC Bowl)

2004: Toledo 35, Miami 27 (MAC Championship)

2003: Toledo 35, #9 Pittsburgh 31

2001: Toledo 38, Minnesota 7

2001: Toledo 23, Cincinnati 16  
(Motor City Bowl)

2000: Toledo 24, Penn State 6




**2015:** Orion Jones (97) and DeJuan Rogers celebrate Toledo's 16-12 victory over No. 18 Arkansas.



**2000:** Toledo dominated Penn State, 24-6.



**2003:** The Rockets upset No. 9 Pitt at the Glass Bowl, 35-31.



**2008:** Aaron Opelt and the Rockets took home a 13-10 win over Michigan in the Big House.





Tight end Michael Roberts was named first-team All-America in 2016.

# ROCKET ALL-AMERICANS

## First/Second/Third Team All-Americans

- **Tom Beutler, LB:** 1st-team - Central Press, 2nd-team - NEA; Honorable mention - AP (1967).
- **Dan Bukovich, OL/LB:** 1st-team - AP (1938).
- **Myron "Mike" Carman, C/LB:** 2nd-team - Williamson (1947).
- **Chuck Ealey, QB:** 1st-team - Football News; 2nd-team - UPI; Third-team - AP (1971).
- **DeJuan Goulde, DL:** 3rd-team - Football News (2000).
- **John Greco, OL:** 3rd-team - Rivals.com (2007).
- **Curtis Johnson, CB:** 1st-team - NEA; 2nd-team - AP, Central Press (1969).
- **Mel Long, DL:** 1st-team - NEA, 2nd-team - AP (1970); 1st-team - AP, UPI, NEA, FWAA (1971).
- **Mike Kennedy, S:** 2nd-team - NEA (1981).
- **Brett Kern, P:** 3rd-team - AP, Rivals.com (2007).
- **Greg Mancz, OL:** 2nd-Team - FWAA (2014).
- **Harold McGuire, S:** 3rd-team - AP (1986).
- **Eric Page, WR>Returns:** Honorable mention - SI.com (2009); 1st-team - Sporting News, Walter Camp, 2nd-team - SI.com (2010); Honorable mention - SI.com (2011).
- **Michael Roberts, TE:** 1st-Team - FWAA (2016).
- **Gene Swick, QB:** 1st-team - UPI; 3rd-team - AP (1975).
- **Wasean Tait, RB:** - 3rd-team - AP, 2nd-team - UPI (1995).
- **Chester Taylor, RB:** Honorable mention - Football News (2000); 2nd-team - ABC Sports Online; 3rd-team - AP, 4th-team - Sporting News, honorable mention - CNN/SI (2001).
- **Colin Westrich, OL:** 3rd-team - Sporting News (1999).

## Honorable Mention All-Americans

- **Al Baker, TE:** Honorable mention - AP (1971).
- **John Brown, OL:** Honorable mention - AP (1967).
- **Ken Crots, PK:** Honorable mention - AP (1967).
- **Paul Elzey, LB:** Honorable mention - AP (1967).
- **Don Fair, WR:** Honorable mention - AP (1971).
- **John Flynn, DB:** Honorable mention - AP (1967).
- **Bruce Gradkowski, QB:** Honorable mention - SI.com (2004).
- **Ray Hayes, DL:** Honorable mention - AP (1967).
- **Gary Hinkson, S:** Honorable mention - AP (1971).
- **Tony Lee, PK:** Honorable mention - AP (1982).
- **Pete Kramer, WR:** Honorable mention - AP (1967).
- **Lance Moore, WR>Returns:** Honorable mention - SI.com (2004).
- **Roland Moss, RB:** Honorable mention - AP (1967).
- **John Niezgoda, LB:** Honorable mention - AP (1971).
- **Bob Rose, DL:** Honorable mention - AP (1971).
- **Steve Rosi, TE:** Honorable mention - UPI (1995).
- **John Schneider, QB:** Honorable mention - AP (1967).
- **Mel Tucker, DL:** Honorable mention - AP (1967).
- **Don Wyper, OL:** Honorable mention - AP (1967).



# Sports Illustrated

## WELCOME TO THE NFL

Kareem Hunt's debut? Only the best ever by a rookie running back, with a record 264 yards from scrimmage.

Kareem Hunt led the NFL in rushing in 2017 and made the cover of Sports Illustrated after his debut with the Kansas City Chiefs.

## RISING STARS

# ROCKETS IN THE NFL

## Rockets on 2018 NFL Rosters

- OLASUNKANMI ADENIYI, DE - Pittsburgh
- BARRY CHURCH, S - Jacksonville
- JAYRONE ELLIOTT, LB - New Orleans
- DAVID FLUELLEN, RB - Tennessee
- JOHN GRECO, OL - New York Giants
- TREYVON HESTER, DL - Oakland
- KAREEM HUNT, RB - Kansas City
- ZAC KERIN, OL - New York Giants
- BRETT KERN, P - Tennessee
- GREG MANCZ, C - Houston
- TREVON MATHIS, DB - Minnesota
- ROLAN MILLIGAN, S - Detroit
- ELIJAH NKANSAH, OL - Tennessee
- STORM NORTON, OL - Minnesota
- BERNARD REEDY, WR - Tampa Bay
- MICHAEL ROBERTS, TE - Detroit
- ALONZO RUSSELL, WR - New York Giants
- TERRY SWANSON, RB - Houston
- BRANT WEISS, OL - Arizona
- LOGAN WOODSIDE, QB - Cincinnati

On active roster as of July 30, 2018



Safety Barry Church has played eight seasons in the NFL with Dallas and Jacksonville.



Brett Kern led the NFL in punting in 2017 with a 49.7 average.

## 2018 NFL Draft

7th Round - Logan Woodside, Cincinnati

## 2017 NFL Draft

3rd Round - Kareem Hunt, Kansas City  
4th Round - Michael Roberts, Detroit  
7th Round - Treyvon Hester, Oakland

## 2018 Undrafted Free Agents

Olasunkanmi Adeniyi - Pittsburgh  
Trevon Mathis - Minnesota  
Elijah Nkansah - Tennessee  
Terry Swanson - Houston  
Brant Weiss - Arizona  
John Stepec - New York Giants



# ROCKETS ON NATIONAL TV

**TOLEDO HAS APPEARED ON ESPN AND OTHER NATIONAL TV  
OUTLETS 25 TIMES IN THE PAST THREE SEASONS**

## 2018 TOLEDO TV SCHEDULE

DATE	OPPONENT	TV
Sept. 1	VMI	ESPN3
Sept. 15	MIAMI (FLA.)	ESPN Networks
Sept. 22	NEVADA	ESPN Networks
Sept. 29	at Fresno State	ESPN Networks
Oct. 6	BOWLING GREEN* HC	ESPN+
Oct. 13	at Eastern Michigan*	ESPN Networks
Oct. 20	BUFFALO*	ESPN+
Oct. 25	at Western Michigan*	ESPN2/CBSSN
Oct. 31	BALL STATE*	ESPN2
Nov. 7	at Northern Illinois*	ESPN2/ESPNU
Nov. 15	at Kent State*	CBSSN
Nov. 23	CENTRAL MICHIGAN*	ESPNU/CBSSN/ESPN3

**NOTE:** All 12 Toledo games will be carried on a broadcast outlet in 2018.

**ESPN NETWORKS:** ESPN must alert the schools no less than 12 days before the designated game day what time kickoff will be and what platform it will be distributed on (ABC, ESPN, ESPN2, ESPNNews, ESPNU or ESPN3).





# ROCKETS IN THE COMMUNITY

Coach Candle and his staff believe it is important for young men to give something back to their community. That's why members of the football team go into the Toledo community and volunteer their time. Here are some of the volunteer projects in which the Rockets have participated in recent years:



- Toledo Children's Hospital
- Toledo Girls and Boys Club
- Ronald McDonald House
- Glass City Marathon Kids Run
- "Victory Day" at the Glass Bowl
- Boca Raton Bowl hospital
- Lincoln Academy After School Program
- Trilby Elementary School
- Red Cross bowling fundraiser
- Children's day care visits
- "Feed My Starving Children" international food program
- Fellowship of Christian Athletes
- Bennett Venture Academy
- Sherman Elementary "Walk to School Day"
- "Toledo Crash" Wheelchair football
- Kroger "Sacks for Cash"
- "Give a Kid a Smile Day" at the UT Medical Center







Since 2014, the Rockets have hosted their annual "Victory Day" for cognitively and physically impaired students from Toledo area schools. Students meet UT football players, run drills and hear their names announced over the public address system as they score a touchdown.

Victory Day is an opportunity for special needs students to have their "moment in the sun" on the football field. Each student was partnered with a UT football player who served as his or her mentor for the day. Victory Day athletes wear Rocket team jerseys and are presented with medals at the end of the day to commemorate their victory. Toledo football players, cheerleaders, Rocky the Rocket and marching band members are on hand to cheer on the participants.

"This is what it's all about--a chance to give back and be a part of something bigger than us," said UT head coach Jason Candle. "It's just a tremendous day for our guys and for the kids. Sometimes I think our guys get more out of this than the kids do."

Victory Day was started in 2010 by Aaron Segedi, a teacher and football coach from Trenton, Mich., a cancer survivor whose life was saved thanks to a liver donation from his sister, Rhonda. Since then, the Victory Day program has been adopted by high schools and universities in Michigan, Ohio, Kentucky and Indiana.





# ROCKET ACADEMICS



Incoming student-athletes learn quickly that academics are a major priority at the University of Toledo. Head Coach Jason Candle and his staff demand maximum effort from all the young men in their program. Football players are required to sit in the first two rows of all their classes, and must introduce themselves to all their instructors within the first two weeks of the semester. Missing class or being late for class is not tolerated. Volunteer “encouragers” are on call to monitor compliance to all academic rules of the football program.

## ROCKET FOOTBALL PLAYERS HAVE THE FOLLOWING ACADEMIC MAJORS:

- Bioengineering
- Biology
- Communication
- Computer Science and Engineering
- Criminal Justice
- Educational Theory and Social Foundations
- Environmental Studies
- Exercise Science
- Exploratory Studies
- Finance
- History
- Information Systems
- Interdisciplinary Studies
- Leadership
- Marketing
- Mechanical Engineering
- Media Communication
- Pre-Business
- Pre-Finance
- Pre-Management
- Pre-Marketing
- Pre-Social Work
- Psychology
- Recreation and Leisure Studies
- Visual Arts

## ACADEMICS MATTER AT TOLEDO

- The UT football program had an Academic Progress Rate (APR) score of 975 last year, and has had the No. 1 mark in the Mid-American Conference for four of the past five seasons.
- In the last two semesters, the Rockets have combined GPAs of 3.001 and 2.960.
- 26 Rockets received their diplomas last year, nine in December and 17 in May.
- Eight Rockets were nominees for Academic All-America in 2017.
- 13 Rockets were named to the 2017 Academic All-MAC team. Four were named distinguished scholar-athletes.





# ROCKET ACADEMICS

## UNDERGRADUATE MAJORS AT UT

Accounting  
Accounting Technology  
Adolescence to Young Adult Education  
Africana Studies  
Anthropology  
Applied Organizational Technology  
Army ROTC  
Art  
Art History  
Asian Studies  
Astronomy  
Biochemistry  
Bioengineering  
Biology  
Business Management Technology  
Chemical Dependency Counseling Certification  
Chemical Engineering  
Chemistry  
Civil Engineering  
Communication  
Community Health  
Computer Network Administration  
Computer Science and Engineering  
Computer Science and Engineering Technology  
Computer Software Specialist  
Construction Engineering Technology  
Cosmetic Science and Formulation Design  
Criminal Justice  
Digital Marketing  
Disability Studies  
Doctor of Pharmacy-PharmD  
Early Childhood Education  
Economics  
Electrical Engineering  
Electrical Engineering Technology

English  
Entrepreneurship  
Environmental Engineering  
Environmental Sciences  
Environmental Studies  
Exercise Science  
Family and Small Business  
Film-Video  
Finance  
Financial Services  
French  
General Studies  
Geography and Planning  
Geology  
German  
Global Studies  
Health Care Administration  
Health Information Management  
History  
Human Resource Management  
Individualized Program  
Information Services and Support  
Information Systems  
Information Technology  
International Business  
Law and Social Thought  
Liberal Studies  
Marketing  
Mathematics  
Mechanical Engineering  
Mechanical Engineering Technology  
Medical Technology  
Medicinal and Biological Chemistry  
Middle Childhood Education  
Multi-Age Education

Music  
Nurse Paralegal Certification  
Nursing  
Operations and Supply Chain Management  
Organizational Leadership and Management  
Paralegal Studies  
Pharmaceutics  
Philosophy  
Physics  
Political Science and Public Administration  
Pre-Business  
Pre-Dental  
Pre-Health Professions  
Pre-Law  
Pre-Medical and Pre-Veterinary  
Pre-Pharmacy  
Professional Sales  
Professional Studies  
Programming and Software Development  
Psychology  
Public Health  
Recreational Therapy  
Religious Studies  
Respiratory Care  
Social Work  
Sociology  
Spanish  
Special Education-Intervention Specialist  
Speech Language Pathology  
Theatre  
Undecided QUEST Program  
Urban Studies  
Visual Arts  
Womens and Gender Studies



# THE GLASS BOWL

***"Best Football Stadium in the MAC."***  
**- The Bleacher Report**



The Glass Bowl is truly one of America's great college football stadiums.

Originally built in 1937, the Glass Bowl was renovated in 1990. As a result of those changes, the Glass Bowl became a graceful synthesis of modern technology and old-time charm and craftsmanship.

Recent improvements to the Glass Bowl include a renovation of the east side of the stadium (2016), new turf (2016) and the addition of the installation of a new videoboard as part of the Larimer Athletic Complex renovation (2014).

The Glass Bowl features a three-level press tower that houses 45 private suites, a 300-seat Stadium Club and the Gerber Media Center. The Gerber Media Center can accommodate 80 media members. A television crew provides closed-circuit coverage of every Rocket home game. A five-camera production is fed to videoscreens on the scoreboards and to more than 70 television monitors in the press tower.





# THE GLASS BOWL



Updates to the Glass Bowl in 2016 included new FieldTurf (above) and renovations to the east side of the stadium that improved the fan experience on game day.

## Largest Crowds in Glass Bowl History

1. 36,852 vs. Navy (2001)
2. 36,502 vs. Northern Illinois (2001)
3. 34,950 vs. Minnesota (2001)
4. 34,900 vs. Marshall (2000)
5. 33,040 vs. Indiana State (1994)
6. 32,726 vs. Weber State (2000)
7. 31,981 vs. Bowling Green (2004)
8. 31,711 vs. Pittsburgh (2003)
9. 31,458 vs. Bowling Green (1994)
10. 31,369 vs. Bowling Green (1982)







# LARIMER ATHLETIC COMPLEX

**The Larimer Athletic Complex is where champions are built, both on the field and in the classroom.**

Larimer is the home of Rocket football and the Marcia and Roy Armes Academic Center. With the completion of its renovation in August of 2014, Larimer stands as one of the premier football facilities in the Mid-American Conference.







## LARIMER ATHLETIC COMPLEX FACTS



**Originally constructed:** 1991.

**Renovation:** Completed in August of 2014.

**Renovation Cost:** \$5.5 million. Funded by private donations.

**Renovation Highlights include:**

- Updated locker room with players' lounge.
- Weight room expansion to more than double its original size.
- Marcia and Roy Arnes Academic Center.
- New team rooms, offices, meeting rooms.
- Two-story grand entrance.
- New tunnel from the Rockets' locker room to field.
- Hydroworx underwater treadmill pool and convertible hot tub/cold tub pool (added in 2018).







## Facts and Features

- **Facility Dedication:** Feb. 6, 2010.
- **Cost:** \$9 million.
- **Total Square Feet:** 90,400.
- **Size of football practice field:** 71,400 sq. ft. (100 yards long by 220 feet wide. 65 feet high at its highest point.)
- **Surface:** Field Turf.
- **Energy Efficiency:** 42 geothermal wells running 300 feet under the practice field in a closed-loop water system heat and cool the facility using 50-70% less energy than traditional systems; low-flow plumbing fixtures; and “cool roof” technology that complies with LEED requirements.
- **Named For:** Hal and Susan Fetterman, long-time supporters of the University of Toledo. The Fettermans donated \$1 million toward the cost of the facility.







# THE UNIVERSITY OF TOLEDO CAMPUS

We are The University of Toledo, a student-centered, public metropolitan research university with more than 20,000 students and picturesque campuses recognized nationally for their beauty.

UT is one of 14 state universities in Ohio. We were established in 1872 and became a member of the state university system in 1967. The University of Toledo and the Medical University of Ohio merged July 2006 to form the third-largest public university operating budget in the state. The University is accredited by The Higher Learning Commission.

The University of Toledo has a great collection of undergraduate, graduate and professional programs of study. We have colleges in adult & lifelong learning, business & innovation, education, engineering, exploratory studies, graduate studies, health sciences, honors, languages, literature & social sciences, law, medicine & life sciences, natural sciences & mathematics, nursing, pharmacy & pharmaceutical sciences, social justice & human service, visual & performing arts and YouCollege. Some of the nationally ranked programs include engineering, law and occupational therapy.

UT also offers part-time and full-time options of study, day and evening classes and one of the largest distance-learning programs in the nation.

The University of Toledo offers out-of-state student scholarships to help make your education affordable. For example, students who live outside Ohio with at least a 3.0 high school GPA can get scholarships to waive the out-of-state tuition surcharge.

And the campus has a lot to explore. UT has nine residence halls filled with comfortable rooms, a gothic bell tower, dining facilities and places to hang out. It has a Student Recreation Center, with sports courts, an indoor track, fitness equipment and even a pool and water slide. Unlike other schools, the football and basketball teams play right in the heart of campus in the Glass Bowl and Savage Arena, respectively.

A few miles down the road is the Health Science Campus, home to graduate health programs and the UT Medical Center, the only academic medical center in the region. The hospital is a Level 1 trauma center, offering innovative treatments for strokes and cancer found nowhere else in the state. The UT Medical Center also features a \$5.8-million Orthopaedics Center.

At UT, they have researchers working at all levels — from undergraduates to faculty — toward their mission of improving the human condition. In fact, their combined efforts have led to 125 patents and nearly \$60 million in funding and grants. Whether your interest is diabetes, performance management, bio-fuels, or Shakespeare, UT welcomes you to join them in research.

You'll also enjoy their unique and fun activities. Chances are if you explore UT each day, you'll find at least one art exhibit, one of more than 200 student organizations holding a meeting, one film screening, or one athletics game. And once students graduate, they remain just as active. UT has more than 140,000 alumni and Alumni Association chapters throughout the world, even as far away as China.





# POINTS OF PRIDE

- UT contributes \$3.3 billion to the community every year with approximately one-third of graduates staying in the area, further contributing to the growth of the region.
- Three UT researchers were named 2017 Fellows of the prestigious American Association for the Advancement of Science for their contributions to scientific discovery.
- A \$6-million renovation to Carlson Library, completed in 2018, has increased study space utilization by 40 percent, accommodating 3 million visitors per year.
- UT's College of Nursing is ranked in U.S. News & World Report's top graduate nursing programs in the country.
- UT was awarded the Jacoby Trophy as the top women's athletic program in the Mid-American Conference for the 2017-18 academic year.
- The University of Toledo is the No. 1 out-of-state destination school for Michigan students, according to data collected by the Michigan Center for Educational Performance and Information.
- UT Student-athletes earned a school record combined GPA of 3.29 in the 2017 fall semester.
- U.S. News & World Report has ranked The University of Toledo among the 2018 Best Online Programs.
- The University of Toledo ranks No. 2 in Ohio among Carnegie-classified public research institutions, validating that a UT degree is an essential tool for economic and social advancement.
- UT's College of Business and Innovation's undergraduate program ranks among Bloomberg Business Week's top 100 business schools.
- UT is the first university campus in the country to simultaneously honor all service members of the armed forces and the families who lost a loved one defending the United States by dedicating both a Blue Star Memorial marker and Gold Star Memorial marker, which are part of the Veterans' Plaza, on Main Campus.
- The University of Toledo was selected to join the prestigious Association of Universities for Research in Astronomy as its 41st member.
- The UT College of Engineering co-op program is listed in the "Best of Co-Op" category by the World Association for Cooperative Education.
- UT is ranked among the top 100 universities in the world for utility patents, which are also known as "patents for innovation," by the National Academy of Inventors.
- Schools.com has ranked The University of Toledo the best four-year college in Ohio based on data from the National Center for Education Statistics.
- The Milken Institute ranks UT among the 75 Best Universities for Technology Transfer. The recognition measures averages of research expenditures, patents, licenses executed, licensing income and startup companies.
- The UT Occupational Therapy Doctoral Program is in the top 25 percent nationally, ranked No. 37 by U.S. News & World Report.
- The Judith Herb College of Education launched the first online PhD program in Ohio.
- UTMHC has been named a Leader in LGBTQIA Healthcare Equality for seven consecutive years by the Human Rights Campaign Foundation.
- The College of Business and Innovation is achieving a 93 percent undergraduate job placement rate.
- UT's Judith Herb College of Education is ranked among the best online programs by U.S. News & World Report for its online graduate program.
- UT's College of Medicine and Life Sciences' internal medicine residents scored in the top five percent of their peers on a national exam by the American College of Physicians.
- UT's Stranahan Arboretum is among the 50 Most Beautiful College Arboretums in the U.S., according to Best College Reviews.
- The American Association of State Colleges and Universities recognized UT with the 2017 Christa McAuliffe Award for Excellence in Teacher Education for its innovative NURTURES early childhood science program.
- UT is ranked among the world's top research schools in the 2017 Times Higher Education World University Rankings.

# THE MID-AMERICAN CONFERENCE

Providing leadership in education and diversity, the Mid-American Conference moves into its 73rd year of service to our students.

Since its inception in 1946, the Mid-American Conference has progressively grown and developed into one of the most aggressive Division I conferences in the country. One of only 10 football Bowl Subdivision (FBS) conferences, the MAC named Dr. Jon A. Steinbrecher as its eighth commissioner in March of 2009.

The league hosts championships in 23 sports, including neutral site events at some of the finest facilities in the nation – football (Ford Field, Detroit), men's and women's basketball (Quicken Loans Arena, Cleveland), softball (Firestone Stadium, Akron) and baseball (Sprenger Stadium, Avon, Ohio). The MAC has an agreement with Ford Field to host the MAC Football Championship Game through the 2021 football season, as well as a contract to hold the MAC Men's and Women's Basketball Tournaments at Quicken Loans Arena through the 2023 season.

In the summer of 2014, the MAC and ESPN announced a historic 13-year rights extension deal through the 2026-27 season for expanded national television and digital dis-

tribution. This is the largest and most extensive agreement in the history of the Conference and brings long-term security for the MAC through the 2026-27 academic year.

ESPN has exclusive television and digital distribution rights for all MAC sporting events, and guarantees coverage of every football game, and select men's and women's basketball and Olympic sporting events. MAC schools have on-campus production capabilities that provide national coverage of baseball, softball, soccer, volleyball, wrestling and other Olympic sports on ESPN platforms, opening up nearly 92 million households for exposure to MAC sports. In addition, through this ESPN partnership, the MAC and CBS Sports Network announced a four-year sublicensing agreement to expand its national coverage of football and basketball through the 2022-23 season.

During the 2017 season, the MAC witnessed five members accept bowl invitations. Toledo (Dollar General Bowl), Akron (Cheribundi Tart Cherry Boca Raton Bowl), Ohio (Bahamas Bowl), Northern Illinois (Quick Lane Bowl) and Central Michigan (Famous Idaho Potato Bowl) all represented the MAC in bowl games last season. This also marks the 10th time in MAC history to have five or more programs receive a bowl invitation in a single-season.



**MID-AMERICAN  
CONFERENCE**

## THE MID-AMERICAN CONFERENCE

24 Public Square, 15th Floor  
Cleveland, OH 44113  
(216) 566-4622  
www.mac-sports.com  
Commissioner: Dr. Jon A. Steinbrecher



## CURRENT MAC MEMBERSHIP (YEAR JOINED)

### West Division

Ball State (1973)  
Central Michigan (1971)  
Eastern Michigan (1971)  
Northern Illinois (1975/1997)  
Toledo (1950)  
Western Michigan (1947)

### East Division

Akron (1992)  
Bowling Green (1952)  
Buffalo (1998)  
Kent State (1951)  
Miami (1947)  
Ohio (1946)





# 2018 SEASON OUTLOOK

For the first time in 13 years, the University of Toledo enters a new football season preparing to defend the Mid-American Conference Championship.

But third-year Head Coach Jason Candle and his team will neither be looking back nor looking ahead to what could be on the horizon in December. The focus is on what is in front of them right now.

"It's a long process to even have a chance to play for a championship, and we are certainly a long way away from that right now," said Candle, the 2017 MAC Coach of the Year. "But I'm pleased with how we are doing to this point. We are doing a good job of honing in on the details that lead to success. Our guys are coming together as a team. At this point, that's all you can really ask for."

The Rockets were 11-3 in Candle's second season as head coach, defeating Akron in the MAC title game and then advancing to the Dollar General Bowl vs. Appalachian State. Toledo did lose some key players on both sides of the ball

but returns 14 starters, plus two other starters who missed most of 2017 due to injury. Two-time All-MAC quarterback Logan Woodside is gone but UT's new signal-caller will have three All-MAC wide receivers to target, as well as other experienced receivers, two veteran running backs and a solid core on the offensive line.

Seniors Cody Thompson and Jon'Vea Johnson, along with junior Diontae Johnson, comprise one of the finest receiving corps in the country. All three have earned All-MAC honors and have caught at least 10 touchdown passes in a season, marking the first time in the history of the NCAA that a team returns three all-league wide receivers with at least 10 TD receptions.

On defense, the Rockets return eight players with starting experience, including safeties Kahlil Robinson (67 tackles, four interceptions) and Josh Teachey (56 tackles).

Despite Toledo's winning credentials, Candle is taking nothing for granted. As far as he is concerned, 2018 will be





business as usual for his program.

"The challenges remain the same as we approach this year," said Candle. "You can't get caught up in the great seniors we had on last year's team. They're gone, they're not coming back and we're well aware of that. We've planned for this for a long time. You don't project your program or your team a year out. You project it as you recruit, you project it as you develop scheme and how you are going to develop players years in advance. The possible shortcomings we might have felt our team would have moving into this year were identified a long time ago. So now the fun part is to get the moving pieces in the right place to keep all the arrows in your program headed in the right direction."

*The following is an overview of the Rockets by position heading into the 2018 season.*

## Quarterback

All eyes are on the quarterback position, as the Rockets must replace 2017 MAC Player of the Year Logan Woodside, who set just about every Toledo passing record in the books.

The leading candidates for the position are junior **Mitchell Guadagni** and sophomore **Eli Peters**. Guadagni saw limited action as Woodside's backup last year. Peters has yet to see collegiate action. Candle and his staff are continuing to evaluate their progress before making a decision who will lead the team this fall.

"The number-one characteristic I'm looking for in a quarterback is the ability to make the other 10 guys around him better," said Candle. "Whichever player we feel gives us the chance to do that will be our guy. There is a lot of evaluation time between now and the season opener. One thing those guys can't get caught up in is what the depth chart looks like, or what a rep chart looks like. They just have to stay in the moment and be the best player they can be. I think whichever guy comes out of the pack after fall camp, we will be very confident in him."

## Running Back

Toledo's tradition of dangerous running backs looks to be in good hands.

Following up on the recent exploits of former Rockets Kareem Hunt and Terry Swanson are sophomore **Shakif Seymour** and junior **Art Thompkins**. Seymour rushed for 702 yards and 12 touchdowns as a redshirt freshman in 2017, while Thompkins added 629 yards and two scores. At 5-11, 225 pounds, Seymour is a power back with the velocity to hit the hole. Thompkins is a speedster who has

the ability to take it to the house at any time.

Sophomore **Nevone McCrimmon** and redshirt freshman **Nicholas Sims** will have a chance to shine this fall, as well. Sophomore **Ronnie Jones** also is in the mix following his move from safety during spring ball. **Bryant Koback**, a redshirt freshman transfer from Kentucky, could be a factor.

"The standard of running back play here has been set very high for the last five or six years, and even a couple decades before that," said Candle. "So these guys know what that means and what the expectations are. Art and Shakif have the most snaps and the most experience. They



**Shakif Seymour rushed for 702 yards and 12 touchdowns as a redshirt freshman in 2017.**

are very talented in their own individual way. We're trying to find a complete three-down back; if not, then it will be by committee. In addition to Art and Shakif, we have some other guys we are looking at. Ronnie Jones moved over from safety to play running back, and he looked very good during the spring. Nick Sims is a very talented young player coming off of his redshirt season. Bryant Koback was very impressive during spring ball. He's a change of pace guy. Very good vision, quick feet. He can hit the big one, too. He brings a lot to the table."

## Wide Receivers/Tight Ends

Toledo's new starting quarterback will have the luxury of throwing to an explosive receiving corps. Three All-MAC receivers return for UT. In fact, Toledo is the first team in NCAA history to return three players who have earned all-league honors and caught at least 10 TD passes in a season.

"We have three tremendous playmakers back in Cody





Thompson, Diontae Johnson and Jon'Vea Johnson," said Candle. "But there are also four or five other guys who are waiting in the wings to show what they've got. Danzel McKinley-Lewis, Desmond Phillips, Andrew Davis, Bryce Mitchell, Nick Kovacs, Neru N'Shaka are all guys who could play a big role for us. It's a highly competitive group; reps are at a premium. They are pushing each other, which will ultimately benefit us."

Senior **Cody Thompson** is back for his fifth season following a leg injury that cut short his 2017 campaign. Thompson has established himself as one of the top big-play receivers in the country. In 2016, he caught 64 passes for 1,269 yards and 11 touchdowns. He earned first-team All-MAC honors and set the school record for receiving yards in a season. He was averaging 126.3 yards per game and 18.7 yards per catch going into the EMU game on Oct. 7 last year in which he suffered an injury on UT's first series. He was granted an injury hardship waiver by the NCAA, giving him another chance to complete his senior season. The impact his return could have on the Rockets cannot be overstated.

"Anytime you're trying to build a championship program,"



**Dedarallo Blue had 5.5 tackles behind the line of scrimmage in 2017.**



**Senior wide receiver Cody Thompson set a then Toledo single-season record with 1,269 receiving yards in 2016.**

said Candle, "the best players have to set the standard in the room for what the pulse of the team should be. They need to show how everyone should communicate with one another how they should approach practice, how they should approach team meetings, how they should act off the field and so on. Cody is a perfect example of that. He was voted as a team captain for the second time, he has a 3.7-plus GPA and has done countless things to help out in our community. The great thing is, you can say all those things and he's an All-American level player, too. He embodies everything we want in

our program."

Junior **Diontae Johnson**, who sat out the 2016 season with an injury, stepped up and had a huge sophomore campaign last year. He caught 74 passes and scored 13 touchdowns, setting the school record previously held by Thompson with 1,278 receiving yards. Johnson was versatile too, earning first-team All-MAC honors at wide receiver and punt returner, as well as second-team honors at kickoff return.

Toledo's third big-play receiver is senior **Jon'Vea Johnson**. Johnson caught 42 passes for 689 yards in 2017. In 2016, he grabbed 40 passes for 773 yards and 10 TDs, earning second-team All-MAC accolades.

Toledo's receiving corps does not end with the "Big Three." Junior **Danzel McKinley-Lewis** caught 23 passes for 319 yards last season, while sophomore **Desmond Phillips** added 12 receptions.

Toledo will have a slightly different look at tight end this year. Junior **Jordan Fisher**, who caught 20 passes last year, has moved to linebacker, opening the door for sophomores **Reggie Gilliam** and **Drew Rosi**, who should both see increased playing time this fall.

## Offensive Line

Toledo's offensive line has been the consistent key to its superlative offensive play over the last few years. Candle expects that to continue in 2018.

Returning players with starting experience include seniors **Yazeed Atariwa** and **Sami Kassem**, along with juniors **Bryce Harris**, **Brandon Heidecker** and **Chandler Cotterman**. Atariwa and Heidecker are looking to bounce back following season-ending injuries in 2017.

Junior **Cameron Bell**, sophomore **Luke Doerger** and





Senior linebacker Tyler Taafe had 118 tackles over the past two seasons.

redshirt freshmen Mitch Berg and Kelvin Ateman will also be competing for starting spots this fall.

One newcomer who could make an impact is Florida State graduate transfer **Brock Ruble**. Ruble played in 19 games for the Seminoles in the past three seasons, 13 of them as a starter.

"It's about finding the right five who play the best together, as well as a couple of reliable backup guys who can come in whenever they're needed," Candle said. "We're searching for the right combination. We are still a long ways away from what the line will look like when we kick off against VMI on September 1st. But we have good reasons to be optimistic."

## Secondary

Toledo's secondary returns the most veterans on the defense, including four starters.

Senior cornerback **Ka'dar Hollman**, senior free safety **Josh Teachey**, junior strong safety **Kahlil Robinson** and junior star safety **DeDarallo Blue** all return to the backfield.

Robinson led the Rockets with four interceptions in 2017 to go with 67 tackles and four breakups. Teachey had 56 tackles and four breakups, Blue had 36 stops and Hollman added 35 tackles and seven breakups.

Other defensive backs with experience who are fighting for starting positions include sophomore cornerback **Justin Clark**, who had 32 tackles and five breakups in 2017, and sophomore safety **Tycen Anderson** (30 tackles).

"We are very experienced in the secondary," said Candle. "Josh Teachey, Kahlil Robinson and DeDarallo Blue were all full-time players for us at safety last year. Tycen Anderson is coming along as a very promising young player that played a lot for us as a freshman. Ka'dar Hollman and Justin Clark are back at cornerback. Mix in that talent with the young

guys coming along, **Victor Williams**, **DeAmonte King**, **Sam Womack** and **Jordan Hendy**, a junior college kid who has come in here and done a very good job. **Dakari Carter**, a young guy who enrolled in January, is another player who is very talented. That's a strong group of cover guys."

## Defensive Line

The defensive line is a mix of experienced players and newcomers. Both groups will need to step up next fall.

Toledo's most experienced down lineman is junior defensive tackle **Nate Childress**, who started 11 games in 2017, making 29 tackles. Defensive ends with significant playing experience are junior **Willie Ross** (19 tackles, two sacks) and senior **Reggie Howard** (18 tackles, 5.0 TFL). Senior defensive end **Tuzar Skipper** is back for his fifth season of eligibility following an injury-shortened 2017 campaign. Skipper had 22 tackles as a junior in 2016 and was a starter last year until suffering an injury in week three.

"We have some players who are ready to take the big stage," said Candle. "We get Tuzar Skipper back from injury last year. He'll be a big plus. Nate Childress has been a very solid player for us at tackle. We're looking for him to take the next step and have a big year for us. And obviously we're excited for the young guys coming up, as well."

Other defensive tackles looking to make their case for playing time this spring are sophomores **Tyrone Chambers**, **Edrick Mathews** and **David Hood**, as well as redshirt freshman **Devonte Dunn**. At defensive end,



Safety Kahlil Robinson had 67 tackles and led the Rockets with four interceptions last year.



juniors **Andrew Boczar** and **Lucas Maynard**, redshirt freshman **Obi Anunike**, and junior college transfers **Jake Hudson** and **Melvin Johnson** will all be competing for playing time.

## Linebackers

The linebackers are led by senior **Tyler Taafe**, who has started 27 consecutive games over the past two seasons, racking up 118 tackles and 8.5 tackles for loss. Senior **Richard Olekanma** is the other experienced Rocket linebacker. He played a key role as a reserve last year, picking up 45 tackles.

Other linebackers in the mix are sophomore **Tre'Shun Wilson**, who missed all of last year following an injury in the season opener, and juniors **Connor Lancia** and **Chris Norwood**. Junior **Jordan Fisher** moved from tight end to linebacker during the spring and showed he is ready to compete for playing time there. Junior college transfer **Evander Craft** is also in the mix.

"We definitely have experience at linebacker," said Candle. "Tyler Taafe started in every game last year and Richard Olekanma also played a lot. We get Tre'Shun Wilson back after coming off of a knee injury last year. Jordan Fisher is moving over from tight end to linebacker. He looked very good in the spring. We've got **Evander Craft**, a junior college transfer who has been impressive in preseason workouts. **Dan Bolden**, an early enrollee, is a potential name to look out for. **Saeed Holt** is an outside backer who is playing DeDarallo Blue's spot as well."

## Special Teams

The Rockets return one of the most prolific placekickers in the country in senior **Jameson Vest**, a first-team All-MAC choice in 2017. Vest connected on a school-record 25-of-30 field-goal attempts and 56-of-58 PATs. He was 5-of-6 from beyond 40 yards, with a long kick of 49 yards, and ranked fifth in the country in field goals made.

Sophomore **Bailey Flint** returns at punter. Flint averaged 38.0 yards per boot as a freshman. He saved his best for last, averaging 42.5 yards in eight attempts in the season finale at the Dollar General Bowl.

"Jameson has become a very fine placekicker," said Candle. "He works really hard at it. The time he has spent developing his skills is second to none. I think he's brought Bailey Flint along with him. Bailey is now in his second year as our punter. We are expecting a very high level of production from both of those guys."

Toledo is stacked at the return positions, with juniors **Diontae Johnson** and **Danzel McKinley-Lewis**, and sophomore **Desmond Phillips**. Johnson earned first-team All-MAC honors at punt returner and second-team all-league



**Jameson Vest set a Toledo record with 25 field goals in 2017.**

at kickoff return. He only returned four punts, but took one for an 87-yard TD. He averaged 22.8 yards per kickoff return, including one score. McKinley-Lewis returned 20 punts for an impressive 8.1 yards per return and was named Special Teams Player of the Game at the MAC Championship Game vs. Akron. Phillips was Johnson's partner on kickoff returns, taking back nine kicks for 137 yards.

## 2018 Schedule

Highlighting the 2018 home slate is a Sept. 15 matchup with Miami (Fla.). The Hurricanes finished the 2017 season ranked No. 13 in the country and could potentially be in the top 10 when they visit the Glass Bowl this fall.

The Rockets will also host the Battle of I-75 against arch-rival Bowling Green on Oct. 6. That game will also be Homecoming for Toledo. The Rockets have won eight consecutive games vs. the Falcons, evening the all-time series at 39-39-4.

Four games on Toledo's 2018 schedule are set for national TV broadcasts, with additional TV contests to be added later. The four national TV games are: Oct. 25 at Western Michigan (ESPN2 or CBS Sports Network); Oct. 31 vs. Ball State (ESPN2); Nov. 7 at Northern Illinois (ESPN2 or ESPNU); and Nov. 15 at Kent State (CBSSN).

Toledo opens its season with three consecutive home games, beginning with the season opener vs. VMI on Saturday, Sept. 1. Following a bye week, the Rockets host Miami on Sept. 15 and Nevada on Sept. 22. UT closes out the non-conference portion of its schedule with a trip to Fresno State on Sept. 29.

In addition to Bowling Green, MAC opponents coming to the Glass Bowl are Buffalo (Oct. 20), Ball State (Oct. 31) and Central Michigan (Nov. 23). UT will hit the road to face Eastern Michigan (Oct. 13), Western Michigan (Oct. 25), Northern Illinois (Nov. 7) and Kent State (Nov. 15).





## ROCKET UPDATE - 2017 REVIEW

- Toledo (11-3, 7-1 MAC) won the MAC Championship with a 45-28 victory over Akron on Dec. 2.

- Toledo won the MAC West Division title, finishing one game ahead of Northern Illinois and Central Michigan. It was the 11th time Toledo earned at least share of the MAC West title, but its first outright crown since 1998.

- This was the fifth time in UT history that a Rocket team has won at least 11 games in a season, most recently an 11-0-1 mark in 1995. The school record is 12 wins, set in 1970 and 1971 (12-0 records both years).

- Toledo has won at least nine games in six of the last seven years.

- Toledo faced Appalachian State in the Dollar General Bowl, falling to the Mountaineers, 34-0.

- The Rockets finished the 2017 season with a 6-0 mark at the Glass Bowl, the 15th time UT has been undefeated at home and the first time since 2004.

- Toledo led the MAC in total offense (483.9), was second in scoring offense (36.4) and passing offense (279.9), and was third in rushing offense (204.0).

- Diontae Johnson set the school record with 1,278 receiving yards, breaking the previous mark of 1,269 set by Cody Thompson in 2016.

## ROCKETS PICKED TO FINISH SECOND IN MAC WEST DIVISION

The defending Mid-American Conference champion Rockets were picked to finish second in the West Division in voting by members of the league's media contingent.

Toledo received seven first-place votes and a total of 125 points in the poll, just eight points behind first-place Northern Illinois. The Huskies received 15 first-place votes to win the division and totaled 133 points overall. Following second-place Toledo were Western Michigan, Eastern Michigan, Central Michigan, and Ball State.

Ohio was picked to win the MAC East and the 2018 Marathon MAC Championship Game. The Bobcats received the most first-place votes to win the conference title game, followed by UT (five), Northern Illinois (four), Miami and Central Michigan (one apiece).

## 14 STARTERS, 49 LETTERWINNERS RETURN FOR ROCKETS

Toledo returns 14 starters and 49 letterwinners from last year's MAC Championship team. Six starters return on offense, six on defense and two on special teams. In addition, two other starters who missed most of 2017 due to injuries (Cody Thompson and Yazeed Atariwa) are back on offense.

Among the returnees are three wide receivers who have earned All-MAC honors at some point in their career: seniors Cody Thompson (2016 first team) and Jon'Vea Johnson (2016 second team), and junior Diontae Johnson (2017 first team). Senior



placekicker Jameson Vest earned first-team All-MAC honors in 2017.

### TOLEDO RECEIVING CORPS RECEIVING NATIONAL ACCLAIM

Toledo's receiving corps received a lot of national attention by the preseason football magazines in the off-season.

The Rockets' receiving corps was ranked No. 3 in the nation by Lindy's Magazine, only behind West Virginia and Ole Miss. Phil Steele put Toledo at No. 5 while Athlon ranked UT at No. 8 in the nation.

Toledo is the first NCAA-BCS program to return three receivers who have earned all-league honors and caught at least 10 touchdown passes in a single season. Junior Diontae Johnson (13 TDs in 2017), senior Cody Thompson (11 TDs in 2016) and senior Jon'Vea Johnson (10 TDs in 2016) all have earned All-MAC honors at some point in their careers.

### THREE ROCKETS MAKE PRESEASON WATCH LISTS

Three Rockets were named to a total of seven preseason watch lists.

Senior Cody Thompson was named to the watch lists for the Biletnikoff Award (receiver), Wuerffel Trophy (academics/service) and Allstate Good Works Award (community service).

Junior Diontae Johnson was named to the watch lists for the Biletnikoff Award (receiver), Walter Camp Player of the Year and the Hornung Award (most versatile).

Senior Jameson Vest was named to the Lou Groza Award (placekicker) watch list.

### SEVEN ROCKETS ALREADY HAVE THEIR DEGREES

Seven players on the 2018 roster have already earned their undergraduate degrees.

• Yazeed Atariwa - Graduated in August and will apply for second degree.

• Andrew Davis - Graduated in August and will apply for second degree.

• Ka'dar Hollman - Graduated and applied for grad school.

• Sami Kassem - Graduated and enrolled in second degree.

• Jalen Reese - Graduated and enrolled in grad school.

• Brock Ruble - Graduated from Florida State and enrolled in grad school.

• Tuzar Skipper - Graduated and enrolled in second degree.

• Cody Thompson - Graduated and enrolled in grad school.

### TOLEDO RANKS THIRD IN WINS OVER LAST FIVE YEARS AMONG G-5 SCHOOLS

Toledo ranks third in the nation in wins among schools in the "Group of Five" conferences (MAC, C-USA, MWC, Sun Belt and AAC) over the past five seasons.

#### Most Wins - G5 (2013-17)

1.	Boise St	50
2.	San Diego State	47
3.	<b>Toledo</b>	<b>46</b>
4.	Houston	45
	WKU	45
6.	Navy	44
	Marshall	44
	Northern Illinois	44
9.	Appalachian State	41
10.	Memphis	40
	UCF	40
12.	Colorado St	39
	Arkansas St	39
14.	Ohio	38
	La-Tech	38

### NEW FACES ON THE STAFF

Kerry Dixon II and Kevin Beard joined the coaching staff in the off-season.

Dixon, who will coach the running backs for the Rockets, comes to Toledo from the University of Florida, where he coached the wide receivers for the past three seasons. Beard was the wide receivers coach at the University of Tennessee in 2017. He has also coached at Miami (Fla.), Georgia and FIU. He will serve as UT's director of player personnel and assistant recruiting coordinator.

In addition, Candle announced

## 2018 MAC Preseason Poll

### Media Poll

#### Team (First Place Votes) - Points

#### MAC West Division

1. Northern Illinois (15) - 140
2. Toledo (7) - 125
3. Western Michigan (1) - 87
4. Eastern Michigan - 67
5. Central Michigan (1) - 58
6. Ball State - 35

#### MAC East Division

1. Ohio (21) - 140
2. Buffalo (1) - 112
3. Miami (2) - 95
4. Akron - 74
5. Bowling Green - 58
6. Kent State - 25

### 2018 MAC Championship Game Winner:

Ohio (13); **Toledo (5)**; Northern Illinois (4); Miami (1); Central Michigan (1).

the promotion of three other staff members. Director of High School Relations Ricky Ciccone will coach the nickel backs in addition to keeping his current title.

### CONSISTENT WINNERS

Toledo has had at least nine wins in six of the last seven years. The 2017 season was the ninth time Toledo has won at least 10 games in a season and fifth time with at least 11 victories.

#### Year Record

2011	9-4
2012	9-4
2013	7-5
2014	9-4
2015	10-2
2016	9-4
2017	11-3

**Total 68-26**

### ROCKETS ADD TWO BIG TEN SCHOOLS TO FUTURE SCHEDULES

Toledo added Ohio State (2022) and Illinois (2023) to its future schedules. The Rockets will travel to both Big Ten schools.

A photograph of Coach Candle, a man with short grey hair wearing a white long-sleeved shirt and a headset, gesturing with his hands while talking. To his right is a football player in a dark blue jersey with the name 'LINCH' and number '29' in yellow, wearing a black helmet with yellow accents. The background is a blurred football field.

## Q&A WITH COACH CANDLE

**Q: How would you assess your team going into training camp?**

**Candle:** I think we are maturing at a rapid rate and leadership is being developed at key positions. There are also younger players who have accelerated the process of learning how to practice and what the expectations are. A lot of that comes with senior leadership. How quickly a team can maybe develop from the top to the bottom depends on senior leadership. Our seniors have done a great job in that area.

**Q: Coming off a MAC Championship season, do you change anything in the way you approach this year?**

**Candle:** We built our scheme to match our players in years past and have been very successful in doing that—offensively, defensively and in the kicking game. The challenges remain the same as we approach this year, too. You can't get caught up in the great seniors

we had on last year's team. They're gone, they're not coming back and we're well aware of that. We've planned for this for a long time. You don't project your program or your team a year out. You project it as you recruit, you project it as you develop scheme and how you are going to develop players years in advance. The possible shortcomings we might have felt our team would have moving into this year were identified a long time ago. So now the fun part is to get the moving pieces in the right place to keep all the arrows in your program headed in the right direction. That's where you go from a good team to a great team, if you can get all those arrows going in the right direction and get everybody on the same page. That's what we're constantly working to do each and every day.

**Q: Is there an advantage in knowing that most of your players have experienced a championship season?**

**Candle:** It's a validation of your work and the effort



*"A lot of great seniors showed us the way last year. You always plan to replace those players with other good players, but you also wonder if they can handle it emotionally and mentally like the group did last year. I feel like they showed our younger players how to do that."*



and all the things that we have been preaching to them through their years. There's a belief that it can be done now, and that's a major step forward in the right direction. As we move forward, that's irreplaceable. A lot of great seniors showed us the way last year. You always plan to replace those players with other good players, but you also wonder if they can handle it emotionally and mentally like the group did last year. I feel like they showed our younger players how to do that.

**Q: Different positions tend to be a focus from year to year. This season, a lot of focus will be on your receiving corps. What makes them special?**

**Candle:** It's a very talented group, as decorated a group as maybe any position during my tenure here. The good thing about that is they still have a lot of room for improvement. A lot of things are out there on the table for them to accomplish individually and as a group. I think that's what brings the spirit of competition every day. Not only are they great competitors but they are close off the field, which makes it really fun to coach them. There's always a competitive drive to make each other the best that they possibly can be. When you have that, a player's full potential can be reached and I think that's a special thing.


**Q: Obviously a lot of focus is on the big three—Cody Thompson, Diontae Johnson and Jon'Vea Johnson. But it's more than just those three, correct?**

**Candle:** Danzel McKinley-Lewis and Desmond Phillips have played a lot of football for us. Danzel started 14 games for us and was a huge factor in our MAC

Championship Game win. Desmond Phillips is in that same category. Both of those guys were relatively new to playing wide receiver coming out of high school. Desmond was a high school quarterback and Danzel had only played there for a year or two. They are getting better at rapid pace. Another one to watch is sophomore Bryce Mitchell. When we recruited Bryce, we really did not know where he was going to fit from a position standpoint. We didn't know if his body would take off and grow him into a big skill position at tight end or maybe even a defensive lineman. But he has really excelled at receiver. The growth process for him on and off the field has been great to see. We've also got some talented young guys who are coming along as well. Our challenge is to continue to make sure that the growth of those guys continues at the same pace.

**Q: Cody, Diontae and Jon'Vea have all put up big numbers in their careers. Cody set the school record for receiving yards in 2016 and Diontae turns around and breaks it last year. All three have caught at least 10 TD passes in a season, the first time in FBS history a team had three returnees do that. Are there ever conversations about statistics, comparisons between guys, etc.?**

**Candle:** Those three guys are very competitive and they ultimately want to succeed each and every day. Sure, statistics are important. They're important to every young player, but that's not the end all and be all of who those guys are as people and players. They're very close off the field. I think if you asked them, they would tell you that the success of this football team is much more important than individual success. They all have big dreams and goals for themselves. It's been fun to watch them help each other and achieve what they set out to become.



**wouldn't make a move like that unless you were confident in the guys behind him. Is this a permanent move?**

**Candle:** Jordan had a great spring. There is a learning curve. New things happen every time he takes a rep. The more "at bats" he gets the better off he will be. He's a very selfless kid who is all about this football team. I think he really believes he can help us at linebacker and so do I. As for tight end, we have lots of talent there. Jamal Turner, Drew Rosi and Reggie Gilliam, can be as good as they want to become. They bring a little different skill set to the group. As for Jordan, we're not ruling out bringing him back for some snaps at tight end, but those other guys will be just fine.

**Q: What will you base your decision on as far as choosing your starting quarterback?**

**Candle:** Fall camp and the different situations we put them in as coaches are a major part of the evaluation piece. We'd be crazy not to take every opportunity to evaluate and throw that all in the mix before we make a decision on who the guy is to lead our football team. That position is the most scrutinized position in sports and rightfully so, but you have to make sure all your T's are crossed and I's are dotted when you're evaluating and making that call.

**Q: What does having Cody Thompson back for a fifth year mean to this team?**

**Candle:** Anytime you're trying to build a championship program, the best players have to set the standard in the room for what the pulse of the team should be. They need to show how everyone should communicate with one another how they should approach practice, how they should approach team meetings, how they should act off the field and so on. Cody is a perfect example of that. He was voted as a team captain for the second time, he has a 3.7-plus GPA and has done countless things to help out in our community. The great thing is, you can say all those things and he's an All-American level player, too. He embodies everything we want in our program.

**Q: At tight end, you moved Jordan Fisher to linebacker during the spring. Obviously, you**

**Q: You feel that whoever you choose could lead this team?**

**Candle:** I do. We can't expect whoever the quarterback is to have the leadership capabilities that a fifth-year senior (Logan Woodside) had last year, but we have to prepare somebody to give our football team a chance to win games. That's our job, that's our duty. The players have a major say in that as well. Body language and how guys interact with their teammates, I think that's a major part of this too. We have a very good quarterback coach in Coach (Brian) Wright. He's got a very good grasp on what that looks like; I have a good grasp myself on what that looks like. I think whichever guy comes out of the pack after fall camp, we will be very confident in him. There are also a couple of talented freshmen coming in who we haven't had a chance to get our hands on yet, so you don't rule out anybody at this point in time.





**Q: Is there another battle at running back behind Art Thompkins and Shakif Seymour, or could that position be by committee?**

**Candle:** Art and Shakif have the most snaps and the most experience. They are very talented in their own individual way. We're trying to find a complete three-down back; if not, then it will be by committee. In addition to Art and Shakif, we have some other guys we are looking at. Ronnie Jones moved over from safety to play running back, and he looked very good during the spring. Nick Sims is a very talented young player coming off of his redshirt season. Bryant Koback, a transfer from Kentucky, could be a factor. It's a very talented room. The standard of running back play here has been set very high for the last five or six years, and even a couple decades before that. So these guys know what that means and what the expectations are. They practice very hard. We're very excited to watch somebody emerge out of that group, or a couple of guys if it ends up being running back by committee. We will be strong there either way.

**Q: Why did you move Ronnie Jones to running back?**

**Candle:** It's his natural position. That was his position coming out of high school. He's played running back for his entire life. Certainly we wouldn't have made that move if we didn't think it would help our football



team. He's a good player. We have to find ways to get him on the field and give him the ball.

**Q: What did you think of Bryant Koback during the spring?**

**Candle:** Koback was very impressive. He's a change of pace guy. Very good vision, quick feet. He can hit the big one, too. He brings a lot to the table. Certainly, we want to see what he looks like coming back off the summer workouts and in fall camp.



*"It's a very talented group, as decorated a group as maybe any position during my tenure here. The good thing about that is they still have a lot of room for improvement. A lot of things are out there on the table for them to accomplish individually and as a group. I think that's what brings the spirit of competition every day."*

*- Candle on the wide receivers*



**Q: It seems like the same story every year for your offensive line. You lose some good players, others move up and the offense keeps rolling.**

**Candle:** That's the foundation of who we are offensively. Those guys have to play well for us to win. Last year they played very well in 11 games, the games we won. The games we didn't win, unfortunately they didn't play so well. That's just the way it goes. If you're not good up front you don't really have a chance. We had multiple starting groups last year and multiple guys playing different positions, so that puts us in a good position this year. Coach Hallett has done a really good job at getting eight to nine guys ready for each and every football game. If you're talking about offensive success, success running the ball and setting up some of the play-action passes, that group has to be rock solid. I'm excited to see about what fall camp looks like for them. We have a great group of guys who have had a lot of experience, guys like Chandler Cotterman, Sami Kassem, Bryce Harris and Yazeed Atariwa, and others who have had some experience. Brock Ruble, a fifth-year transfer from Florida State, could also be a factor. We also have a talented group of young guys coming up, guys from last year's freshman class like Kedonis Haslem, Kelvin Ateman, Woody Lankford, Mitch Berg. We're just trying to find the best five and then some key backups that can be really effective when they get their opportunities.

**Q: What are your impressions of the defense coming out of spring? What are your strengths?**

**Candle:** We are very experienced in the secondary. Josh Teachey, Kahlil Robinson and DeDarallo Blue were all full-time players for us at safety last year. Tycen Anderson is coming along as a very promising young player that played a lot for us as a freshman. Ka'dar Hollman and Justin Clark are back at cornerback. Mix in that talent with the young guys coming along, Victor Williams, DeAmonte King, Sam Womack and Jordan Hendy, a junior college kid who has come in here and done a very good job. Dakari Carter, a young guy who enrolled in January, is another guy that's very talented. That's a strong group of cover guys.

**Q: How about at linebacker?**

**Candle:** We definitely have experience at linebacker, as well. Tyler Taafe started in every game last year, and Richard Olekanma also played a lot. We get Tre'Shun Wilson back after coming off of a knee injury last year. Jordan Fisher is moving over from tight end to linebacker. He looked very good in the spring. We've got Evander Craft, a junior college transfer who has been impressive in preseason workouts. Dan Bolton, an early enrollee, is a potential name to look out for. Saeed Holt is an outside backer who is playing Dedarallo Blue's spot as well.

**Q: You lost three starters on the defensive line. What's the competition looking like there?**

**Candle:** For starters, we have three edge guys coming back from injury—Tuzar Skipper, Obi Anunike and Chris Norwood. On the interior we have Nate Childress, who was a starter for us last year, as well as Reggie Howard, who played a lot of football for us. You supplement them with guys like Tyrone Chambers, Devonte' Dunn, David Hood and Edrick Mathews, young guys who have waited their turn patiently to show what they've got. We may be a little inexperienced at some spots, but overall our defensive line is very talented.

**Q: You have one of the nation's top kickers in Jameson Vest. What are your thoughts on special teams as a whole?**

**Candle:** We return experienced players at both placekicker and punter, so that's a plus. Jameson had a great year last year and continues to get better. I love his work ethic and his attention to detail. At punter, Bailey Flint is improving at a steady pace. Coming from Australia as a freshman last year was a whole new experience for him in everyday life, let alone football. He will be much better at everything this year. We are breaking in a new long snapper, so there will be competition at that position. We also have a great group of kickoff and punt returners in Danzel McKinley-Lewis, Diontae Johnson and Desmond Phillips.



# 2018 ALPHABETICAL ROSTER

No.	Name	Pos.	Ht.	Wt.	Cl.	Hometown-High School/Transfer or Prep
23	Allen, Jamal	CB	5-11	185	Fr. (R)	Livonia, Mich.-Churchill
15	Anderson, Tycen*	DB	6-2	196	So.	Toledo, Ohio-St. John's Jesuit
7x	Anunike, Obi	DE	6-4	242	Fr. (R)	Lewis Center, Ohio-Olentangy
79	Ashman, Conner	OL	6-2	270	Fr. (R)	Bowling Green, Ohio-Bowling Green
78	Atariwa, Yazeed***	OL	6-4	315	Sr.	Sterling, Va.-Dominion
61	Ateman, Kelvin	OL	6-6	305	Fr. (R)	Detroit, Mich.-Cass Tech
39	Bannister, Alex	DB	5-10	174	Fr. (R)	Monroe, Ohio-Monroe
37	Bauer, Nate	DB	6-0	190	Fr.	Akron, Ohio-Archbishop Hoban
85	Beale, Adam	WR	5-8	150	Fr.	Holland, Ohio-Springfield
58	Bell, Cameron*	OL	6-8	340	Jr.	Sagamore Hills, Ohio-Nordonia
68	Berg, Mitchell	OL	6-6	305	Fr. (R)	Maumee, Ohio-Toledo St. John's Jesuit
36	Bernard, Desmond	CB	5-9	184	Fr. (R)	Lexington, Ky.-Bryan Station
32x	Blackman, Rhett*	WR	5-9	190	Jr.	Lansing, Mich.-Everett
86	Blevins, Blake	WR	6-2	190	Jr.	Ottawa, Ohio-Ottawa-Glandorf
21x	Blue, DeDarallo**	S	6-0	220	Jr.	Tampa, Fla.-Armwood
46	Boczar, Andrew*	DL	6-4	260	Jr.	Monroe, Mich.-Monroe
31	Bolden, Daniel	LB	6-1	242	Fr.	Cincinnati, Ohio-Colerain
2	Bradley, Carter	QB	6-3	208	Fr.	Jacksonville, Fla.-Providence
29	Carter, Dakari	WR	5-9	167	Fr.	Streetsboro, Ohio-Streetsboro
98	Chambers, Tyrone*	DL	6-5	340	So.	Cleveland, Ohio-Lyndhurst Brush
93	Childress, Nate**	DL	6-3	292	Jr.	Rossford, Ohio-Rossford
24	Clark, Justin*	CB	5-11	177	So.	West Bloomfield, Mich.-West Bloomfield
87	Cooper, Jalin	WR	6-4	180	Fr.	Medina, N.Y.-Medina
88	Corbett, Darius	WR	6-1	175	Fr. (R)	Tampa, Fla.-Catholic
56	Cotterman, Chandler*	OL	6-3	295	Jr.	Anna, Ohio-Anna
9	Craft, Evander	LB	6-3	220	Jr.	St. Francis, Wis. / St. Francis / College of DuPage
35	Crider, AJ	LB	6-1	223	Fr. (R)	Clinton, Pa.-Hookstown South Side
8x	Davis, Andrew*	WR	6-4	215	Sr.	St. Petersburg, Fla.-Lakewood
43	Davis, Erik*	LB	6-2	202	Jr.	Rossford, Ohio-Rossford
90	Davis, LaMarr	DL	6-1	307	Jr.	Garfield Heights, Ohio-Benedictine
65	Doerger, Luke*	OL	6-3	285	So.	Cincinnati, Ohio-La Salle
54	Douglas, Jahneil	DL	6-3	292	Fr. (R)	Toledo, Ohio-Start
74	Dumont, Lavel	OL	6-4	280	Fr.	Tampa, Fla.-Brooks-Debartolo
53	Dunn, Devonte'	DL	6-2	280	Fr. (R)	Plainfield, Ill.-Nazareth Academy
20	Eberhardt, Anthony	RB	5-10	210	Fr.	Avon, Ohio-Avon
70	Ervin, Cameron	OL	6-2	270	Fr.	Akron, Ohio-St. Vincent St. Mary's
64	Fenn, Josh	OL	6-4	320	So.	Lorain, Ohio-Lorain
2	Fisher, Jordan**	LB	6-3	238	Jr.	Leesburg, Va.-Tuscarora
49	Flint, Bailey*	P	6-4	226	So.	Melbourne, Australia
38	Ford, Zachary	DB	6-3	194	Fr. (R)	Cleveland, Ohio-Cleveland Heights
59	Gaston, Robert	DL	6-3	260	Jr.	Toledo, Ohio-Central Catholic
14	Gilliam, Reggie*	TE/RB	6-0	240	Jr.	Columbus, Ohio-Westland
48	Givhan, Nate	DL	6-4	237	Fr. (R)	Montgomery, Ala.-Carver
51	Green, Chris*	DE	6-0	248	Jr.	Toledo, Ohio-Central Catholic
6x	Guadagni, Mitchell*	QB	6-2	210	Jr.	Hudson, Ohio-Hudson
72	Harris, Bryce**	OL	6-3	285	Jr.	Akron, Ohio-Firestone
30	Hartley, Chase	LB	6-1	220	Fr.	Port St. Lucie, Fla.-West Centennial
69	Haslem, Kedonis	OL	6-5	287	Fr. (R)	Miami, Fla.-St. Thomas Aquinas
76	Head, Conor	OL	6-3	261	Fr.	Richfield, Ohio-Revere
57	Heidecker, Brandon*	OL	6-6	315	Jr.	Columbia Station, Ohio-Columbia
22	Hendy, Jordan	CB	6-1	180	Jr.	Sunnyvale, Calif.-Fremont HS / College of San Mateo
36	Heuerman, Matt	TE	6-5	210	So.	Naples, Fla.-Baron Collier/Florida Gulf Coast
91	Hines, Jamal	DE	6-2	240	Fr.	Cincinnati, Ohio-Princeton
13x	Hollman, Ka'dar**	CB	6-0	192	Sr.	Burlington, N.J.-Burlington Township
20	Holt, Saeed	S	6-0	190	Fr.	Pittsburgh, Pa.-Woodland Hills HS
96	Hood, David*	DT	6-1	281	So.	Miami Gardens, Fla.-Carol City
97	Howard, Reggie*	DT	6-3	285	Sr.	Cincinnati, Ohio-Withrow/Fort Scott (Kan.) CC
92	Hudson, Jake	DE	6-4	246	Jr.	Mission Viejo, Calif.-Tesoro / Saddleback CC

# 2018 ALPHABETICAL ROSTER

85	Johnson, Desjuan	DE	6-3	240	Fr.	Detroit, Mich.-East English Village Prep
3	Johnson, Diontae**	WR	5-11	185	Jr.	Ruskin, Fla.-Lennard
45	Johnson, Dyontae	OLB	6-2	210	Fr.	Detroit, Mich.-Cass Tech
7x	Johnson, Jon'Vea***	WR	6-0	190	Sr.	Gary, Ind.-West Side
86	Johnson II, Melvin	DE	6-3	280	Jr.	Las Vegas, Nev. / Canyon Springs / Riverside CC
5	Jones, Ronnie**	RB	6-1	195	Jr.	Pittsburgh, Pa.-Central Catholic
67	Kassem, Sami*	OL	6-4	320	Sr.	Cincinnati, Ohio-Indian Hills / ASA (N.Y.) College
12	King, DeAmonte	DB	5-11	186	Fr. (R)	Akron, Ohio-St. Vincent-St. Mary
22	Koback, Bryant	RB	6-0	195	Fr. (R)	Holland, Ohio-Springfield/Kentucky
83	Kovacs, Nick	WR	6-3	205	Fr. (R)	Springboro, Ohio-Springboro
50	Lancia, Connor*	LB	6-0	210	Jr.	Columbus, Ohio-Bishop Ready
63	Lankford, Woodford	OL	6-4	276	Fr. (R)	Paris, Ky.-Lexington Catholic Central
11	Long, Austin	P	6-2	195	Fr.	Toledo, Ohio-Whitmer
60	Long, Tyler	OL	6-4	295	Fr.	Toledo, Ohio-Springfield
94	Mathews, Edrick*	DT	6-3	303	So.	Detroit, Mich.-Cass Tech
55	Maynard, Lucas*	DE	6-3	248	Jr.	Ashville, Ohio-Teays Valley
34x	McCrimmon, Nevone*	RB	5-11	236	So.	Baltimore, Md.-Mount St. Joseph
4	McKinley-Lewis, Danzel**	WR	5-10	190	Jr.	Pittsburgh, Pa.-Seton LaSalle
54	Mills, Sean	LS	6-2	220	So.	Metuchen, N.J.-St. Joseph/Illinois
80	Mitchell, Bryce*	WR	6-3	200	So.	Toledo, Ohio-Bowsher
84	Morgan, Alex	TE	6-5	245	Fr.	Pickerington, Ohio-Pickerington Central
52	Mullins, Derrius	DL	6-5	335	Fr. (R)	Columbus, Ohio-Saint Francis DeSales
47	Nossaman, CJ	LS	5-11	175	Fr.	Powell, Ohio-Olentangy Liberty
15x	N'Shaka, Neru*	WR	5-11	185	So.	Miami Gardens, Fla.-Hallandale
42	Olekanma, Richard***	LB	6-2	245	Sr.	Downers Grove, Ill.-North
44	Patterson, Tadarrius	LB	6-1	220	Fr. (R)	Birmingham, Ala.-Carver
12x	Peters, Eli	QB	6-2	185	So.	Jacksonville, Fla.-Sandalwood
10	Phillips, Desmond**	WR	5-10	187	Jr.	Miami, Fla.-Jackson
13x	Reese, Jalen	QB	6-3	206	Sr.	Mansfield, Ohio-Mansfield
32x	Roberts, Keelen*	CB	5-11	180	So.	Miami Gardens, Fla.-Carol City
27	Robinson, Kahlil*	DB	6-0	178	Jr.	Charlotte, N.C.-Southlake Christian Academy
34	Rogers, Devan	DT	6-2	285	Fr.	Sidney, Ohio-Sidney
89	Rosi, Drew*	TE	6-4	245	So.	Powell, Ohio-Olentangy Liberty
73	Rosi, Nick	OL	6-3	280	Fr.	Powell, Ohio-Olentangy Liberty
95	Ross, Willie**	DT	6-1	248	Jr.	Ravenna, Ohio-Ravenna
71	Ruble, Brock	OL	6-8	330	Sr.	Charlotte Hall, Md.-DeMatha Catholic/Florida State
41	Sample, Alex	DL	6-3	240	Fr.	Sylvania, Ohio-Northview
21x	Seymour, Shakif*	RB	5-11	225	So.	Cleveland, Ohio-Parma Heights Holy Name
23	Sims, Nicholas	RB	5-11	195	Fr. (R)	Mobile, Ala.-Murphy
99	Skipper, Tuzar**	DL	6-3	245	Sr.	Norwich, Conn.-Norwich Free Academy / Monroe (N.Y.) College
26	Sutherland, Caleb	S	6-0	181	Fr.	Seffner, Fla.-Armwood
17x	Taafe, Tyler***	LB	6-1	230	Sr.	Hubbard, Ohio-Hubbard
87	Taylor, Terrance	DE	6-4	214	Fr.	Chicago, Ill.-Phillips
8x	Teachey, Josh***	S	5-11	195	Sr.	Pomfret, Md.-McDonough
33	Thompkins, Art**	RB	5-8	187	Jr.	Pittsburgh, Pa.-Woodland Hills
25x	Thompson, Cody****	WR	6-2	207	Sr.	Huron, Ohio-Huron
35	Tilque, Josh	LS	5-11	170	Fr.	Statesville, N.C.-Statesville
81	Turner, Jamal	TE	6-6	240	Fr. (R)	Montgomery, Ala.-Carver
37	Vest, Jameson***	PK	5-10	195	Sr.	Peachtree City, Ga.-Our Lady of Mercy
24	Wellons, D.J.	PK	5-10	187	Fr. (R)	Elmore, Ohio-Woodmore
11	Williams, Jalyynn	CB	5-10	195	Fr.	St. Petersburg, Fla.-St. Petersburg
28	Williams, Victor*	DB	5-10	190	So.	Warren, Ohio-Howland
9	Wilkinson, Cross	QB	6-3	205	Fr.	Wheeling, W. Va.-Wheeling Park
40	Wilson, Tre'Shun	LB	6-0	232	So.	Montgomery, Ala.-Robert E. Lee
19x	Womack, Samuel*	DB	5-10	180	So.	Detroit, Mich.-East English Village Prep

Roster as of Aug. 11, 2018

x - duplicate number

\* Letters won



# 2018 NUMERICAL ROSTER

No.	Name	Pos.	Ht.	Wt.	Cl.	Hometown-High School/Transfer or Prep
2x	Bradley, Carter	QB	6-3	208	Fr.	Jacksonville, Fla.-Providence
2	Fisher, Jordan**	LB	6-3	238	Jr.	Leesburg, Va.-Tuscarora
3	Johnson, Diontae**	WR	5-11	181	Jr.	Ruskin, Fla.-Lennard
4	McKinley-Lewis, Danzel**	WR	5-10	183	Jr.	Pittsburgh, Pa.-Seton-LaSalle
6	Guadagni, Mitchell*	QB	6-2	200	Jr.	Hudson, Ohio-Hudson
7x	Anunike, Obi	DE	6-4	240	Fr. (R)	Lewis Center, Ohio-Olentangy
7	Johnson, Jon'Vea***	WR	6-0	188	Sr.	Gary, Ind.-West Side
8x	Davis, Andrew*	WR	6-4	197	Sr.	St. Petersburg, Fla.-Lakewood
8	Teachey, Josh***	S	5-11	190	Sr.	Pomfret, Md.-McDonough
9x	Craft, Evander	LB	6-3	220	Jr.	St. Francis, Wis.-St. Francis/College of DuPage
9	Jones, Ronnie**	RB	6-1	197	Jr.	Pittsburgh, Pa.-Central Catholic
9x	Wilkinson, Cross	QB	6-3	205	Fr.	Wheeling, W. Va.-Wheeling Park
10	Phillips, Desmond**	WR	5-10	185	Jr.	Miami, Fla.-Jackson
11	Williams, Jalynn	CB	5-10	195	Fr.	St. Petersburg, Fla.-St. Petersburg
11x	Long, Austin	P	6-2	195	Fr.	Toledo, Ohio-Whitmer
12x	King, DeAmonte	DB	5-11	175	Fr. (R)	Akron, Ohio-St. Vincent-St. Mary
12	Peters, Eli	QB	6-2	190	So.	Jacksonville, Fla.-Sandalwood
13	Hollman, Ka'dar**	CB	6-0	190	Sr.	Burlington, N.J.-Burlington Township
13x	Reese, Jalen	QB	6-3	205	Sr.	Mansfield, Ohio-Mansfield Senior
14	Gilliam, Reggie*	TE/RB	6-0	235	Jr.	Columbus, Ohio-Westland
15	Anderson, Tycen*	DB	6-2	185	So.	Toledo, Ohio-St. John's Jesuit
15x	N'Shaka, Neru*	WR	5-11	182	So.	Miami Gardens, Fla.-Hallandale HS
17	Taafe, Tyler***	LB	6-1	230	Sr.	Hubbard, Ohio-Hubbard
19	Womack, Samuel*	DB	5-10	183	So.	Detroit, Mich.-East English Villiage Prep
20x	Eberhardt, Anthony	RB	5-10	210	Fr.	Avon, Ohio-Avon
20	Holt, Saeed	S	6-0	187	Fr.	Pittsburgh, Pa.-Woodland Hills
21	Blue, DeDarallo**	S	6-0	200	Jr.	Seffner, Fla.-Armwood
21x	Seymour, Shakif*	RB	5-11	218	So.	Cleveland, Ohio-Parma Heights Holy Name
22	Hendy, Jordan	CB	6-1	175	Jr.	Sunnyvale, Calif.-Fremont/College of San Mateo
22x	Koback, Bryant	RB	6-0	193	Fr. (R)	Holland, Ohio-Springfield/Kentucky
23x	Allen, Jamal	CB	5-11	185	Fr. (R)	Liconia, MI-Churchill
23	Sims, Nicholas	RB	5-11	205	Fr. (R)	Mobile, Ala.-Murphy
24	Clark, Justin*	CB	5-11	175	So.	West Bloomfield, Mich.- West Bloomfield
24x	Wellons, D.J.	K	5-10	175	Fr. (R)	Elmore, Ohio-Woodmore
25	Thompson, Cody****	WR	6-2	205	Sr.	Huron, Ohio-Huron
26	Sutherland, Caleb	S	6-0	181	Fr.	Seffner, Fla.-Armwood
27	Robinson, Kahil*	DB	6-0	175	Jr.	Charlotte, N.C.-Southlake Christian Academy
28	Williams, Victor*	DB	5-10	185	So.	Warren, Ohio-Howland
29	Carter, Dakari	WR	5-9	165	Fr.	Bedford Heights, Ohio-Streetsboro
30	Hartley, Chase	LB	6-1	220	Fr.	Port St. Lucie, Fla.-West Centennial
31	Bolden, Daniel	LB	6-1	230	Fr.	Cincinnati, Ohio-Colerian
32	Blackman, Rhett*	WR	5-9	187	Jr.	Lansing, Mich.-Everett
32x	Roberts, Keelen*	CB	5-11	180	So.	Miami Gardens, Fla.-Carol City
33	Thompkins, Art**	RB	5-8	180	Jr.	Pittsburgh, Pa.-Woodland Hills
34	McCrimmon, Nevone*	RB	5-11	230	So.	Baltimore, Md.-Mount St. Joseph
34x	Rogers, Devan	DT	6-2	285	Fr.	Sidney, Ohio-Sidney
35	Crider, AJ	LB	6-1	215	Fr. (R)	Clinton, Pa.-Hookstown South Side
35x	Tilque, Josh	LS	5-11	170	Fr.	Statesville, NC-Statesville
36	Bernard, Desmond	CB	5-9	170	Fr. (R)	Lexington, Ky.-Bryan Station
36x	Heuerman, Matt	TE	6-5	210	So.	Naples, Fla.-Baron Collier/Florida Gulf Coast
37	Vest, Jameson***	K	5-10	190	Sr.	Peachtree City, Ga.-Our Lady of Mercy
37x	Bauer, Nate	DB	6-0	190	Fr.	Akron, Ohio-Archbishop Hoban
38	Ford, Zachary	DB	6-3	180	Fr. (R)	Cleveland, Ohio-Cleveland Heights
39	Bannister, Alex	DB	5-10	174	Fr. (R)	Monroe, Ohio-Monroe
40	Wilson, Tre'Shun	LB	6-0	225	So.	Montgomery, Ala.-Robert E. Lee
41	Sample, Alex	DL	6-3	240	Fr.	Sylvania, Ohio-Northview
42	Olekanma, Richard***	LB	6-2	245	Sr.	Downers Grove, Ill.-North
43	Davis, Erik*	LB	6-2	210	Jr.	Rossford, Ohio-Rossford



# 2018 NUMERICAL ROSTER

44	Patterson, Tadarrius	LB	6-1	215	Fr. (R)	Birmingham, Ala.-Carver
45	Johnson, Dyontae	OLB	6-2	210	Fr.	Detroit, Mich.-Cass Tech
46	Boczar, Andrew*	DL	6-5	260	Jr.	Monroe, Mich.-Monroe
47	Nossaman, CJ	LS	5-11	175	Fr.	Powell, Ohio-Olentengy Liberty
48	Givhan, Nate	DL	6-4	230	Fr. (R)	Montgomery, Ala.-Carver
49	Flint, Bailey*	P	6-4	235	So.	Melborne, Austrailia
50	Lancia, Connor*	LB	6-0	212	Jr.	Galloway, Ohio-Bishop Ready
51	Green, Chris*	DE	6-0	247	Jr.	Toledo, Ohio-Central Catholic
52	Mullins, Derrius	DL	6-5	325	Fr. (R)	Columbus, Ohio-Columbus St. Francis DeSales
53	Dunn, Devonte'	DL	6-2	290	Fr. (R)	Plainfield, Ill.-Nazareth Academy
54	Douglas, Jahneil	DL	6-3	240	Fr. (R)	Toledo, Ohio-Start
54x	Mills, Sean	LS	6-2	220	Fr. (R)	Matuchen, N.J.-St. Joseph/Illinois
55	Maynard, Lucas*	DE	6-3	242	Jr.	Ashville, Ohio-Teays Valley
56	Cotterman, Chandler*	OL	6-3	296	Jr.	Anna, Ohio-Anna
57	Heidecker, Brandon*	OL	6-6	312	Jr.	Columbia Station, Ohio-Columbia
58	Bell, Cameron*	OL	6-8	345	Jr.	Sagamore Hills, Ohio-Nordonia
59	Gaston, Robert	DL	6-3	260	Jr.	Toledo, Ohio-Central Catholic
60	Long, Tyler	OL	6-4	295	Fr.	Toledo, Ohio-Springfield
61	Ateman, Kelvin	OL	6-6	315	Fr. (R)	Detroit, Mich.-Cass Tech
63	Lankford, Woodford	OL	6-4	270	Fr. (R)	Paris, Ky.-Lexington Catholic Central
64	Fenn, Josh	OL	6-4	285	So.	Lorain, Ohio-Lorain
65	Doerger, Luke*	OL	6-3	285	So.	Cincinnati, Ohio-La Salle
67	Kassem, Sami*	OL	6-4	320	Sr.	Cincinnati, Ohio-Indian Hills/ASA (N.Y.) College
68	Berg, Mitchell	OL	6-6	305	Fr. (R)	Maumee, Ohio-St. John's Jesuit
69	Haslem, Kedonis	OL	6-3	308	Fr. (R)	Miami, Fla.-St. John's Jesuit
70	Ervin, Cameron	OL	6-2	270	Fr.	Akron, Ohio-St. Vincent St. Mary's
71	Ruble, Brock	OL	6-8	325	Sr.	Charlotte Hall, Md.-DeMatha Catholic/Florida State
72	Harris, Bryce**	OL	6-3	285	Jr.	Akron, Ohio-Firestone
73	Rosi, Nick	OL	6-3	280	Fr.	Powell, Ohio-Olentengy Liberty
74	Dumont, Lavel	OL	6-4	280	Fr.	Tampa, Fla.-Wharton
76	Head, Conor	OL	6-3	261	Fr.	Richfield, Ohio-Revere
78	Atariwa, Yazeed***	OL	6-4	315	Sr.	Sterling, Va.-Dominion
79	Ashman, Conner	OL	6-2	285	Fr. (R)	Bowling Green, Ohio-Bowling Green
80	Mitchell, Bryce*	WR	6-3	196	So.	Toledo, Ohio-Bowsher
81	Turner, Jamal	TE	6-6	230	Fr. (R)	Montgomery, Ala.-Carver
83	Kovacs, Nick	WR	6-3	195	Fr. (R)	Springboro, Ohio-Springboro
84	Morgan, Alex	TE	6-5	245	Fr.	Pickerington, Ohio-Pickerington Central
85	Beale, Adam	WR	5-8	150	Fr.	Holland, Ohio-Springfield
85x	Johnson, Desjaun	DE	6-3	240	Fr.	Detroit, Mich.-East English Villiage Prep
86	Blevins, Blake	WR	6-2	190	Jr.	Ottawa, Ohio-Ottawa-Glandort
86x	Johnson II, Melvin	DE	6-3	280	Jr.	Las Vegas, NV-Canyon Springs/Riverside CC
87	Cooper, Jalin	WR	6-4	180	Fr.	Medina, N.Y.-Medina
87x	Taylor, Terrance	DE	6-4	214	Fr.	Chicago, Ill.-Phillips
88	Corbett, Darius	WR	6-1	165	Fr. (R)	Tampa, Fla.-Tampa Catholic
89	Rosi, Drew*	TE	6-4	245	So.	Powell, Ohio-Olentangy Liberty
90	Davis, LaMarr	DL	6-1	296	Jr.	Garfield Heights, Ohio-Benedictine
91	Hines, Jamal	DE	6-2	216	Fr.	Cincinnati, Ohio-Princeton
92	Hudson, Jake	DE	6-4	240	Jr.	Mission Viejo, Calif.-Tesoro/Saddleback CC
93	Childress, Nate**	DL	6-3	292	Jr.	Rossford, Ohio-Rossford
94	Matthews, Edrick*	DT	6-3	290	So.	Detroit, Mich.-Cass Technical
95	Ross Jr., Willie**	DT	6-1	278	Jr.	Ravenna, Ohio-Rossford
96	Hood, David*	DT	6-1	272	So.	Miami Gardens, Fla.-Miami Carol City
97	Howard, Reggie*	DT	6-3	280	Sr.	Cincinnati, Ohio-Withrow/Fort Scott (Kan.) CC
98	Chambers, Tyrone*	DL	6-5	325	So.	Cleveland, Ohio-Brush
99	Skipper, Tuzar**	DL	6-3	246	Sr.	Norwich, Conn.-Norwich Free Academy / Monroe (N.Y.) College

Roster as of Aug. 11, 2018

x - duplicate number

\* Letters won



# 2018 GEOGRAPHICAL ROSTER

## OHIO (54)

No.	Name	Pos.	Ht.	Wt.	Cl.	Hometown-High School/Transfer or Prep
15	Anderson, Tycen*	DB	6-2	196	So.	Toledo, Ohio-St. John's Jesuit
7x	Anunike, Obi	DE	6-4	242	Fr. (R)	Lewis Center, Ohio-Olentangy
79	Ashman, Conner	OL	6-2	270	Fr. (R)	Bowling Green, Ohio-Bowling Green
39	Bannister, Alex	DB	5-10	174	Fr. (R)	Monroe, Ohio-Monroe
37	Bauer, Nate	DB	6-0	190	Fr.	Akron, Ohio-Archbishop Hoban
85	Beale, Adam	WR	5-8	150	Fr.	Holland, Ohio-Springfield
58	Bell, Cameron*	OL	6-8	340	Jr.	Sagamore Hills, Ohio-Nordonia
68	Berg, Mitchell	OL	6-6	305	Fr. (R)	Maumee, Ohio-Toledo St. John's Jesuit
86	Blevins, Blake	WR	6-2	190	Jr.	Ottawa, Ohio-Ottawa-Glandorf
31	Bolden, Daniel	LB	6-1	242	Fr.	Cincinnati, Ohio-Colerain
29	Carter, Dakari	WR	5-9	167	Fr.	Streetsboro, Ohio-Streetsboro
98	Chambers, Tyrone*	DL	6-5	340	So.	Cleveland, Ohio-Lyndhurst Brush
93	Childress, Nate**	OL	6-3	292	Jr.	Rossford, Ohio-Rossford
56	Cotterman, Chandler*	DL	6-3	295	Jr.	Anna, Ohio-Anna
43	Davis, Erik*	LB	6-2	202	Jr.	Rossford, Ohio-Rossford
90	Davis, LaMarr	DL	6-1	307	Jr.	Garfield Heights, Ohio-Benedictine
65	Doerger, Luke*	OL	6-3	285	So.	Cincinnati, Ohio-La Salle
54	Douglas, Jahneil	DL	6-3	292	Fr. (R)	Toledo, Ohio-Start
20	Eberhardt, Anthony	RB	5-10	210	Fr.	Avon, Ohio-Avon
70	Ervin, Cameron	OL	6-2	270	Fr.	Akron, Ohio-St. Vincent St. Mary's
64	Fenn, Josh	OL	6-4	320	So.	Lorain, Ohio-Lorain
38	Ford, Zachary	DB	6-3	194	Fr. (R)	Cleveland, Ohio-Cleveland Heights
59	Gaston, Robert	DL	6-3	260	Jr.	Toledo, Ohio-Central Catholic
14	Gilliam, Reggie*	TE/RB	6-0	240	Jr.	Columbus, Ohio-Westland
51	Green, Chris*	DE	6-0	248	Jr.	Toledo, Ohio-Central Catholic
6x	Guadagni, Mitchell*	QB	6-2	210	Jr.	Hudson, Ohio-Hudson
72	Harris, Bryce**	OL	6-3	285	Jr.	Akron, Ohio-Firestone
76	Head, Conor	OL	6-3	261	Fr.	Richfield, Ohio-Revere
57	Heidecker, Brandon*	OL	6-6	315	Jr.	Columbia Station, Ohio-Columbia
91	Hines, Jamal	DE	6-2	240	Fr.	Cincinnati, Ohio-Princeton
97	Howard, Reggie*	DT	6-3	285	Sr.	Cincinnati, Ohio-Withrow/Fort Scott (Kan.) CC
67	Kassem, Sami*	OL	6-4	320	Sr.	Cincinnati, Ohio-Indian Hills / ASA (N.Y.) College
12	King, DeMonte	DB	5-11	186	Fr. (R)	Akron, Ohio-St. Vincent-St. Mary
22	Koback, Bryant	RB	6-0	195	Fr. (R)	Holland, Ohio-Springfield/Kentucky
83	Kovacs, Nick	WR	6-3	205	Fr. (R)	Springboro, Ohio-Springboro
50	Lancia, Connor*	LB	6-0	210	Jr.	Columbus, Ohio-Bishop Ready
43	Long, Austin	P	6-2	195	Fr.	Toledo, Ohio-Whitmer
60	Long, Tyler	OL	6-4	295	Fr.	Toledo, Ohio-Springfield
55	Maynard, Lucas*	DE	6-3	248	Jr.	Ashville, Ohio-Teays Valley
80	Mitchell, Bryce*	WR	6-3	200	So.	Toledo, Ohio-Bowsher
84	Morgan, Alex	TE	6-5	245	Fr.	Pickerington, Ohio-Pickerington Central
52	Mullins, Derrius	DL	6-5	335	Fr. (R)	Columbus, Ohio-Saint Francis DeSales
47	Nossaman, CJ	LS	5-11	175	Fr.	Powell, Ohio-Olentangy Liberty
13x	Reese, Jalen	QB	6-3	206	Sr.	Mansfield, Ohio-Mansfield
34	Rogers, Devan	DT	6-2	285	Fr.	Sidney, Ohio-Sidney
89	Rosi, Drew*	TE	6-4	245	So.	Powell, Ohio-Olentangy Liberty
73	Rosi, Nick	OL	6-3	280	Fr.	Powell, Ohio-Olentangy Liberty
95	Ross, Willie**	DT	6-1	248	Jr.	Ravenna, Ohio-Ravenna
41	Sample, Alex	DL	6-3	240	Fr.	Sylvania, Ohio-Northview
21x	Seymour, Shakif*	RB	5-11	225	So.	Cleveland, Ohio-Parma Heights Holy Name
17x	Taaffe, Tyler***	LB	6-1	230	Sr.	Hubbard, Ohio-Hubbard
25x	Thompson, Cody****	WR	6-2	207	Fr.	Huron, Ohio-Huron
24	Wellons, D.J.	PK	5-10	187	Fr. (R)	Elmore, Ohio-Woodmore
28	Williams, Victor*	DB	5-10	190	So.	Warren, Ohio-Howland

## FLORIDA (16)

21x	Blue, DeDarallo**	S	6-0	220	Jr.	Tampa, Fla.-Armwood
2	Bradley, Carter	QB	6-3	208	Fr.	Jacksonville, Fla.-Providence
88	Corbett, Darius	WR	6-1	175	Fr. (R)	Tampa, Fla.-Catholic
8x	Davis, Andrew*	WR	6-4	215	Sr.	St. Petersburg, Fla.-Lakewood
74	Dumont, Lavel	OL	6-4	280	Fr.	Tampa, Fla.-Brooks-Debartolo
30	Hartley, Chase	LB	6-1	220	Fr.	Port St. Lucie, Fla.-West Centennial
69	Haslem, Kedonis	OL	6-5	287	Fr. (R)	Miami, Fla.-St. Thomas Aquinas
36	Heuerman, Matt	TE	6-5	210	So.	Naples, Fla.-Baron Collier/Florida Gulf Coast
96	Hood, David*	DT	6-1	281	So.	Miami Gardens, Fla.-Carol City
3	Johnson, Diontae**	WR	5-11	185	Jr.	Ruskin, Fla.-Lennard
15x	N'Shaka, Neru*	WR	5-11	185	So.	Miami Gardens, Fla.-Hallandale
12x	Peters, Eli	QB	6-2	185	So.	Jacksonville, Fla.-Sandalwood
10	Phillips, Desmond**	WR	5-10	187	Jr.	Miami, Fla.-Jackson
32x	Roberts, Keelen*	CB	5-11	180	So.	Miami Gardens, Fla.-Carol City
26	Sutherland, Caleb	S	6-0	181	Fr.	Seffner, Fla.-Armwood
11	Williams, Jalynn	CB	5-10	195	Fr.	St. Petersburg, Fla.-St. Petersburg

## MICHIGAN (9)

23	Allen, Jamal	CB	5-11	185	Fr. (R)	Livonia, Mich.-Churchill
61	Ateman, Kelvin	OL	6-6	305	Fr. (R)	Detroit, Mich.-Cass Tech
32x	Blackman, Rhett*	WR	5-9	190	Jr.	Lansing, Mich.-Everett
46	Boczar, Andrew*	DL	6-4	260	Jr.	Monroe, Mich.-Monroe
24	Clark, Justin*	CB	5-11	177	So.	West Bloomfield, Mich.-West Bloomfield
85	Johnson, Desjuan	DE	6-3	240	Fr.	Detroit, Mich.-East English Village Prep
45	Johnson, Dyontae	OLB	6-2	210	Fr.	Detroit, Mich.-Cass Tech
94	Mathews, Edrick*	DT	6-3	303	So.	Detroit, Mich.-Cass Tech
19x	Womack, Samuel*	DB	5-10	180	So.	Detroit, Mich.-East English Village Prep

## ALABAMA (5)

48	Givhan, Nate	DL	6-4	237	Fr. (R)	Montgomery, Ala.-Carver
44	Patterson, Tadarrius	LB	6-1	220	Fr. (R)	Birmingham, Ala.-Carver
23	Sims, Nicholas	RB	5-11	195	Fr. (R)	Mobile, Ala.-Murphy
81	Turner, Jamal	TE	6-6	240	Fr. (R)	Montgomery, Ala.-Carver
40	Wilson, Tre'Shun	LB	6-0	232	So.	Montgomery, Ala.-Robert E. Lee

## PENNSYLVANIA (5)

35	Crider, AJ	LB	6-1	223	Fr. (R)	Clinton, Pa.-Hookstown South Side
20	Holt, Saeed	S	6-0	190	Fr.	Pittsburgh, Pa.-Woodland Hills HS
5	Jones, Ronnie**	RB	6-1	195	Jr.	Pittsburgh, Pa.-Central Catholic
4	McKinley-Lewis, Danzel**	WR	5-10	190	Jr.	Pittsburgh, Pa.-Seton LaSalle
33	Thompkins, Art**	RB	5-8	187	Jr.	Pittsburgh, Pa.-Woodland Hills

## ILLINOIS (3)

53	Dunn, Devonte'	DL	6-2	280	Fr. (R)	Plainfield, Ill.-Nazareth Academy
42	Olekanma, Richard***	LB	6-2	245	Sr.	Downers Grove, Ill.-North
87	Taylor, Terrance	DE	6-4	214	Fr.	Chicago, Ill.-Phillips

## MARYLAND (3)

34x	McCrimmon, Nevone*	RB	5-11	236	So.	Baltimore, Md.-Mount St. Joseph
71	Ruble, Brock	OL	6-8	330	Sr.	Charlotte Hall, Md.-DeMatha Catholic/Florida State
8x	Teachey, Josh***	S	5-11	195	Sr.	Pomfret, Md.-McDonough

## CALIFORNIA(2)

22	Hendy, Jordan	CB	6-1	180	Jr.	Sunnyvale, Calif.-Fremont HS / College of San Mateo
92	Hudson, Jake	DE	6-4	246	Jr.	Mission Viejo, Calif.-Tesoro / Saddleback CC

## KENTUCKY (2)

36	Bernard, Desmond	CB	5-9	184	Fr. (R)	Lexington, Ky.- Bryan Station
63	Lankford, Woodford	OL	6-4	276	Fr. (R)	Paris, Ky.-Lexington Catholic Central

## NEW JERSEY (2)

13x	Hollman, Ka'dar**	CB	6-0	192	Sr.	Burlington, N.J.-Burlington Township
54	Mills, Sean	LS	6-2	220	So.	Metuchen, N.J.-St. Joseph/Illinois

## NORTH CAROLINA (2)

27	Robinson, Kahlil*	DB	6-0	178	Jr.	Charlotte, N.C.-Southlake Christian Academy
35	Tilque, Josh	LS	5-11	170	Fr.	Statesville, N.C.-Statesville

## CONNECTICUT (1)

99	Skipper, Tuzar**	DL	6-3	245	Sr.	Norwich, Conn.-Norwich Free Academy/Monroe (N.Y.) College
----	------------------	----	-----	-----	-----	---

## GEORGIA (1)

37	Vest, Jameson***	PK	5-10	195	Sr.	Peachtree City, Ga.-Our Lady of Mercy
----	------------------	----	------	-----	-----	---------------------------------------

## INDIANA (1)

7x	Johnson, Jon'Vea***	WR	6-0	190	Sr.	Gary, Ind.-West Side
----	---------------------	----	-----	-----	-----	----------------------

## NEVADA (1)

86	Johnson II, Melvin	DE	6-3	280	Jr.	Las Vegas, Nev. / Canyon Springs / Riverside CC
----	--------------------	----	-----	-----	-----	---

## NEW YORK(1)

87	Cooper, Jalin	WR	6-4	180	Fr.	Medina, N.Y.-Medina
----	---------------	----	-----	-----	-----	---------------------

## VIRGINIA (1)

2	Fisher, Jordan**	LB	6-3	238	Jr.	Leesburg, Va.-Tuscarora
---	------------------	----	-----	-----	-----	-------------------------

## WEST VIRGINIA (1)

9	Wilkinson, Cross	QB	6-3	205	Fr.	Wheeling, W. Va.-Wheeling Park
---	------------------	----	-----	-----	-----	--------------------------------

## WISCONSIN (1)

9	Craft, Evander	LB	6-3	220	Jr.	St. Francis, Wis. / St. Francis / College of DuPage
---	----------------	----	-----	-----	-----	---

## AUSTRALIA (1)

49	Flint, Bailey*	P	6-4	226	So.	Melbourne, Australia
----	----------------	---	-----	-----	-----	----------------------

# 2018 ROSTER BY CLASS

## SENIORS (14)

No.	Name	Pos.	Ht.	Wt.	Cl.
78	Atariwa, Yazeed***	OL	6-4	315	Sr.
8x	Davis, Andrew*	WR	6-4	215	Sr.
13x	Hollman, Ka'dar**	CB	6-0	192	Sr.
97	Howard, Reggie*	DT	6-3	285	Sr.
7x	Johnson, Jon'Vea***	WR	6-0	190	Sr.
67	Kassem, Sami*	OL	6-4	320	Sr.
42	Olekanma, Richard***	LB	6-2	245	Sr.
13x	Reese, Jalen	QB	6-3	206	Sr.
71	Ruble, Brock	OL	6-8	330	Sr.
99	Skipper, Tuzar**	DL	6-3	245	Sr.
17x	Taafe, Tyler***	LB	6-1	230	Sr.
8x	Teachey, Josh***	S	5-11	195	Sr.
25x	Thompson, Cody****	WR	6-2	207	Sr.
37	Vest, Jameson***	PK	5-10	195	Sr.

## JUNIORS (29)

No.	Name	Pos.	Ht.	Wt.	Cl.
58	Bell, Cameron*	OL	6-8	340	Jr.
32x	Blackman, Rhett*	WR	5-9	190	Jr.
86	Blevins, Blake	WR	6-2	190	Jr.
21x	Blue, DeDarallo**	S	6-0	220	Jr.
46	Boczar, Andrew*	DL	6-4	260	Jr.
93	Childress, Nate**	DL	6-3	292	Jr.
56	Cotterman, Chandler*	OL	6-3	295	Jr.
9	Craft, Evander	LB	6-3	220	Jr.
43	Davis, Erik*	LB	6-2	202	Jr.
90	Davis, LaMarr	DL	6-1	307	Jr.
2	Fisher, Jordan**	LB	6-3	238	Jr.
59	Gaston, Robert	DL	6-3	260	Jr.
14	Gilliam, Reggie*	TE/RB	6-0	240	Jr.
51	Green, Chris*	DE	6-0	248	Jr.
6x	Guadagni, Mitchell*	QB	6-2	210	Jr.
72	Harris, Bryce**	OL	6-3	285	Jr.
57	Heidecker, Brandon*	OL	6-6	315	Jr.
22	Hendy, Jordan	CB	6-1	180	Jr.
92	Hudson, Jake	DE	6-4	246	Jr.
3	Johnson, Diontae**	WR	5-11	185	Jr.
86	Johnson II, Melvin	DE	6-3	280	Jr.
5	Jones, Ronnie**	RB	6-1	195	Jr.
50	Lancia, Connor*	LB	6-0	210	Jr.
55	Maynard, Lucas*	DE	6-3	248	Jr.
4	McKinley-Lewis, Danzel**	WR	5-10	190	Jr.
10	Phillips, Desmond**	WR	5-10	187	Jr.
27	Robinson, Kahlil*	DB	6-0	178	Jr.
95	Ross, Willie**	DT	6-1	248	Jr.
33	Thompkins, Art**	RB	5-8	187	Jr.

## SOPHOMORES (20)

No.	Name	Pos.	Ht.	Wt.	Cl.
15	Anderson, Tycen*	DB	6-2	196	So.
98	Chambers, Tyrone*	DL	6-5	340	So.
24	Clark, Justin*	CB	5-11	177	So.
65	Doerger, Luke*	OL	6-3	285	So.
64	Fenn, Josh	OL	6-4	320	So.
49	Flint, Bailey*	P	6-4	226	So.
36	Heuerman, Matt	TE	6-5	210	So.
96	Hood, David*	DT	6-1	281	So.
94	Mathews, Edrick*	DT	6-3	303	So.
34x	McCrimmon, Nevone*	RB	5-11	236	So.
54	Mills, Sean	LS	6-2	220	So.
80	Mitchell, Bryce*	WR	6-3	200	So.
15x	N'Shaka, Neru*	WR	5-11	185	So.
12x	Peters, Eli	QB	6-2	185	So.
32x	Roberts, Keelen*	CB	5-11	180	So.
89	Rosi, Drew*	TE	6-4	245	So.
21x	Seymour, Shakif*	RB	5-11	225	So.

28	Williams, Victor*	DB	5-10	190	So.
40	Wilson, Tre'Shun	LB	6-0	232	So.
19x	Womack, Samuel*	DB	5-10	180	So.

## REDSHIRT FRESHMEN (23)

No.	Name	Pos.	Ht.	Wt.	Cl.
23	Allen, Jamal	CB	5-11	185	Fr. (R)
7x	Anunike, Obi	DE	6-4	242	Fr. (R)
79	Ashman, Conner	OL	6-2	270	Fr. (R)
61	Ateman, Kelvin	OL	6-6	305	Fr. (R)
39	Bannister, Alex	DB	5-10	174	Fr. (R)
68	Berg, Mitchell	OL	6-6	305	Fr. (R)
36	Bernard, Desmond	CB	5-9	184	Fr. (R)
88	Corbett, Darius	WR	6-1	175	Fr. (R)
35	Crider, AJ	LB	6-1	223	Fr. (R)
54	Douglas, Jahneil	DL	6-3	292	Fr. (R)
53	Dunn, Devonte'	DL	6-2	280	Fr. (R)
38	Ford, Zachary	DB	6-3	194	Fr. (R)
48	Givhan, Nate	DL	6-4	237	Fr. (R)
69	Haslem, Kedonis	OL	6-5	287	Fr. (R)
12	King, DeAmonte	DB	5-11	186	Fr. (R)
22	Koback, Bryant	RB	6-0	195	Fr. (R)
83	Kovacs, Nick	WR	6-3	205	Fr. (R)
63	Lankford, Woodford	OL	6-4	276	Fr. (R)
52	Mullins, Derrius	DL	6-5	335	Fr. (R)
44	Patterson, Tadarrius	LB	6-1	220	Fr. (R)
23	Sims, Nicholas	RB	5-11	195	Fr. (R)
81	Turner, Jamal	TE	6-6	240	Fr. (R)
24	Wellons, D.J.	PK	5-10	187	Fr. (R)

## FRESHMEN (26)

No.	Name	Pos.	Ht.	Wt.	Cl.
37	Bauer, Nate	DB	6-0	190	Fr.
85	Beale, Adam	WR	5-8	150	Fr.
31	Bolden, Daniel	LB	6-1	242	Fr.
2	Bradley, Carter	QB	6-3	208	Fr.
29	Carter, Dakari	WR	5-9	167	Fr.
87	Cooper, Jalin	WR	6-4	180	Fr.
74	Dumont, Lavel	OL	6-4	280	Fr.
20	Eberhardt, Anthony	RB	5-10	210	Fr.
70	Ervin, Cameron	OL	6-2	270	Fr.
30	Hartley, Chase	LB	6-1	220	Fr.
76	Head, Conor	OL	6-3	261	Fr.
91	Hines, Jamal	DE	6-2	240	Fr.
20	Holt, Saeed	S	6-0	190	Fr.
85	Johnson, Desjuan	DE	6-3	240	Fr.
45	Johnson, Dyontae	OLB	6-2	210	Fr.
43	Long, Austin	P	6-2	195	Fr.
60	Long, Tyler	OL	6-4	295	Fr.
84	Morgan, Alex	TE	6-5	245	Fr.
47	Nossaman, CJ	LS	5-11	175	Fr.
73	Rosi, Nick	OL	6-3	280	Fr.
41	Sample, Alex	DL	6-3	240	Fr.
26	Sutherland, Caleb	S	6-0	181	Fr.
87	Taylor, Terrance	DE	6-4	214	Fr.
35	Tilque, Josh	LS	5-11	170	Fr.
11	Williams, Jalynn	CB	5-10	195	Fr.
9	Wilkinson, Cross	QB	6-3	205	Fr.



# TOLEDO RETURNING STARTERS (14#)

## Offense (6#)

No.	Name	Pos.	Ht.	Wt.	Cl.	Hometown-High School/Transfer or Prep
78	#Atariwa, Yazeed***	OL	6-4	315	Sr.	Sterling, Va.-Dominion
46	Fisher, Jordan**	TE/FB	6-3	225	Jr.	Leesburg, Va.-Tuscarora
72	Harris, Bryce**	OL	6-3	285	Jr.	Akron, Ohio-Firestone
3	Johnson, Diontae**	WR	5-11	181	Jr.	Ruskin, Fla.- Lennard
7x	Johnson, Jon'Vea***	WR	6-0	188	Sr.	Gary, Ind.-West Side
67	Kassem, Sami*	OL	6-4	320	Sr.	Cincinnati, Ohio-Indian Hills / ASA (N.Y.) College
4	McKinley-Lewis, Danzel**	WR	5-10	183	Jr.	Pittsburgh, Pa.-Seton LaSalle
25x	#Thompson, Cody****	WR	6-2	207	Sr.	Huron, Ohio-Huron

## Defense (6)

No.	Name	Pos.	Ht.	Wt.	Cl.	Hometown-High School/Transfer or Prep
21x	Blue, DeDarallo**	S	6-0	200	Jr.	Tampa, Fla.-Armwood
93	Childress, Nate**	DL	6-3	292	Jr.	Rossford, Ohio-Rossford
13x	Hollman, Ka'dar**	CB	6-0	190	Sr.	Burlington, N.J.-Burlington Township
27	Robinson, Kahlil*	DB	6-0	175	Jr.	Charlotte, N.C.-Southlake Christian Academy
17x	Taafe, Tyler***	LB	6-1	230	Sr.	Hubbard, Ohio-Hubbard
8x	Teachey, Josh***	S	5-11	190	Sr.	Pomfret, Md.-McDonough

## Special Teams (2)

No.	Name	Pos.	Ht.	Wt.	Cl.	Hometown-High School
49	Flint, Bailey*	P	6-4	228	So.	Melbourne, Australia
37	Vest, Jameson***	PK	5-10	190	Sr.	Peachtree City, Ga.-Our Lady of Mercy

14 starters returning includes 12 on offense/defense and two on special teams.

# Total does not include Atariwa and Thompson, starters who missed most of 2017 with injuries

## TOLEDO PRONUNCIATION GUIDE

Tycen Anderson	TIE-sin	Nevone McCrimmon	NAY-von
Obi Anunike	OH-bee ON-new-NEE-kay	Elijah Nkansah	en-KAN-sah
Yazeed Atariwa	YAH-zeed AH-tar-EE-wah	Neru N'Shaka	nuh-ROO nuh-SHOCK-uh
Kelvin Ateman	ATE-man	Richard Olekanma	oh-LAY-kah-mah
Dedarallo Blue	deh-DAR-low	Tadarrius Patterson	tah-DAR-ee-us
Andrew Boczar	BO-zar	Shakif Seymour	shuh-KEEF
Luke Doerger	DER-ger	Tuzar Skipper	TOO-zar
Jahneil Douglas	jah-NEIL	Taylor Taafe	TAFE
Nate Givhan	GIV-han	Tre'Shun Wilson	TREY-shawn
Mitchell Guadagni	GWUH-don-ee		
Brandon Heidecker	HI-deh-ker	<b>COACHES</b>	
Ka'dar Hollman	kuh-DAR HOLE-man	Ricky Ciccone	CHIH-cone-NAY
Saeed Holt	sah-EED	Robby Discher	DISH-er
Desjuan Johnson	duh-JUAN	Mike Hallett	HAL-it
Diontae Johnson	dee-ON-tay	Hank Poteat	PO-teet
Jon'Vea Johnson	JOHN-vay	Brad Bichey	bih-SHAY
Sami Kassem	kah-SIM		
Conner Lancia	LAN-see-uh		
Trevon Mathis	TRAY-von		

A photograph of Head Coach Jason Candle and several Toledo Rockets players celebrating with the 2017 MAC Championship trophy. The trophy is a large, silver, shield-shaped cup with "CHAMPION 2017 FOOTBALL" inscribed on it. Coach Candle, wearing a white polo shirt, is in the center, holding the trophy high with both hands. Several players in blue jerseys with yellow numbers are surrounding him, also holding the trophy and raising their fists in celebration. The background shows a stadium with blue seats.

# HEAD COACH JASON CANDLE

Jason Candle has played a major role in the success of the University of Toledo football program for the past nine years, first as an assistant coach and then as head coach. Candle assumed the Rockets' head coaching role in December of 2015 following seven successful seasons as an assistant. He has since embarked on a quest that has taken an already outstanding program to even greater heights.

In 2017, his Rockets achieved an 11-3 record and won the Mid-American Conference Championship with a 45-28 victory over Akron in the MAC title game. Candle was named MAC Coach of the Year, leading the Rockets to their first outright MAC West Division crown since 1998 and first league championship since 2004.

Prior to assuming the helm of the Midnight Blue and Gold, Candle had been serving as the program's associate head coach/offensive coordinator. But his status suddenly changed when on Dec. 2, 2015, UT Athletic Director Mike O'Brien chose him to become the 27th head football coach in the storied history of Toledo football.

Following his introductory news conference, Candle had less than three weeks to put together a coaching staff and prepare his team for the Marmot Boca Raton Bowl. Twenty days later, Candle and the Rockets celebrated a 32-17 victory over No. 24 Temple in the rain of south Florida. The triumph capped a 10-2 season for the Rockets and gave Candle a head coaching debut to remember.

In his first full season as Toledo's leader in 2016, Candle led the Rockets to a 9-4 season and a berth in the Raycom Media Camellia Bowl. Candle's second season was even better as the Rockets followed up with the 2017 MAC Championship title.

## **Taking the Helm in 2015**

Candle's first two months on the job were a whirlwind of activity. First, he had to prepare his team for a battle with a very strong Temple team in the Marmot Boca Raton Bowl. Despite being short-staffed, the Rockets were ready for the No. 24 Owls, holding them to just three points and 67 yards of offense in the first half. Toledo dominated the fourth quarter, too, out-



scoring Temple, 20-8, in the final 15 minutes to come away with a 32-17 victory.

Next on Candle's agenda was completing his coaching staff and signing the next generation of Rockets. Candle added eight assistants to the staff, as well as a strength and conditioning coach, a director of high school relations and a director of football operations. The newcomers helped Candle put the finishing touches on a recruiting class that was ranked second in the MAC by ESPN.com.

### Firing Up the Rockets in 2016

Candle's first full season as head coach of the Rockets was filled with memorable highlights. Toledo won nine games and earned a berth into the Raycom Media Camellia Bowl, its sixth bowl berth in the previous seven years.

The 2016 Rockets featured one of the top offenses in the country, ranking in the top 10 in five offensive categories, including passing efficiency (second), third-down conversions (fifth), total offense (seventh) and passing offense (10th). Toledo set the school record with an average of 517.8 yards per game.

The Rockets' 2016 roster housed a record nine players who were on the official watch lists for national awards. Twelve Rockets made All-MAC, including a league-high seven first-team selections. Junior quarterback Logan Woodside led the nation with 45 touchdown passes and was named a contender for the Heisman Trophy by the Heisman Trophy Trust. Senior tight end Michael Roberts led the nation's tight ends with 16 TD catches and was named first-team All-America by the Football Writers Association of America. Senior running back Kareem Hunt finished his career as UT's all-time leading rusher with 4,945 yards. Roberts and Hunt were chosen to play in



**Candle has coached 15 players who have played in the NFL. Four Rockets have been selected in the last two NFL drafts.**

the 2017 Senior Bowl, while offensive lineman Storm Norton and defensive tackle Treyvon Hester joined Roberts as selections for the East-West Shrine Game.

Following the 2016 season, a record eight Rocket seniors were either selected in the 2017 NFL Draft, signed as free agents or invited to mini-camps. Three Rockets — Kareem Hunt, Michael Roberts and Treyvon Hester — were drafted, the most since the NFL went to its current seven-round format in 1994. Hunt, a running back, was a third-round pick of the Kansas City Chiefs. Roberts (tight end) was taken in the fourth round by Detroit, while Hester (defensive tackle) was chosen by the Oakland Raiders in the seventh round. Hunt went on to lead the NFL in rushing as a rookie.

### A MAC Championship in 2017

Candle took the Rockets to even greater heights in his second season as head coach. Toledo went 11-3 and won its first MAC Championship in 13 years. UT earned a trip to the MAC Championship Game by winning the MAC West Division with a 7-1 mark.

Toledo's offense dominated once again, leading the MAC



**Candle's record at Toledo in nine years in the program is 74-38. In 15 years of coaching at the college level, Candle has been part of 14 teams with winning records.**





in total offense (483.9) and finishing second in scoring (36.4). Candle was honored as the MAC Coach of the Year.

Six Rockets earned a total of seven first-team All-MAC honors, including senior quarterback Logan Woodside, who also was honored with the Vern Smith Award (league MVP) and was named the MAC's Offensive Player of the Year. He was also named a contender for the Heisman Trophy by the Heisman Trophy Trust for the second consecutive season. Along the way, Woodside set the school record for career passing yards and touchdown passes.

Toledo also earned an invitation to the Dollar General Bowl, its seventh bowl appearance in the past eight years.

After the season, Woodside was chosen to play in the NFLPA Collegiate Bowl and the State Farm All-Star Football Challenge. He was drafted in the seventh round by the Cincinnati Bengals, becoming the fourth Rocket in two years to be selected in the draft. Five



**Candle was named MAC Coach of the Year in 2017 after leading Toledo to an 11-3 mark.**

other Rockets signed free-agent contracts immediately following the draft, the most in school history.

### **Guiding the Rocket Offense as an Assistant**

Under Candle's guidance as offensive coordinator, the Toledo offense was prolific. His final season as the OC in 2015 was no exception. The Rockets were 10-2 that year, and ranked third in the Mid-American Conference in scoring offense (35.0) and total offense (460.9 yards per game). Four Rockets earned All-MAC honors on offense, including first-team honoree Storm Norton (OL).

Junior running back Kareem Hunt came back from injuries to lead the MAC in rushing with 108.1 yards per game. Toledo led the MAC in rushing, averaging nearly 208 yards per contest, and ranked No. 2 in the nation in fewest sacks allowed (five). UT went on to beat No. 24 Temple in the Marmot Boca Raton Bowl.

In 2014, UT led the MAC in just about every major offensive category, including scoring offense (36.6), total offense (490.5) and rushing offense (256.4). The 2014 season culminated with a nine-touchdown outburst in a 63-44 victory over Arkansas State in the GoDaddy Bowl for the 9-4 Rockets.

Six Rockets earned All-MAC recognition on offense in 2014, with senior center Greg Mancz snagging second-team All-America honors and the Vern Smith Leadership Award, given annually to the top player in the MAC. Sophomore running back Kareem Hunt ranked 10th in the nation in rushing (1,631 yards) and second in yards per carry (7.96). Candle also skillfully guided the Rocket quarterbacks through a challenging season in which the top three signal-callers were all injured at the same time late in the season.

In 2013, the Rockets averaged 33.0 points and 447.3 yards of



**Candle celebrates Toledo's 2017 MAC Championship Game victory with UT Athletic Director Mike O'Brien and UT President Sharon Gaber.**





total offense per game. Toledo's running game was especially effective, ranking second in the Mid-American Conference with 240.6 yards per contest. In addition, seven players on the offensive side of the ball earned All-MAC honors, including two-time first-team running back David Fluellen.

In his debut as offensive coordinator in 2012, Candle helped guide the third-ranked offense in the MAC, as UT averaged 445.2 yards per game. The Rockets had five offensive players make the All-MAC team, propelling them to a 9-4 mark and a trip to the Famous Idaho Potato Bowl.

### **Making his Mark as Receivers Coach**

As the receivers coach from 2009-11, Candle mentored one of the most decorated receivers in Rocket history, Eric Page. Page caught 306 passes in his career, the most ever by a Division I-BCS receiver in three seasons. A three-time All-MAC player, Page broke virtually every UT receiving record and tied the MAC record for career receptions.

In 2011, the Rockets went 9-4 and won their first bowl game in six years, a 42-41 victory over Air Force in the Military Bowl. Sophomore wide receiver Bernard Reedy caught three touchdown passes and was named the game's MVP. Page caught a school-record 125 passes for the season and earned first-team All-MAC honors.

In 2010, the Rockets went 8-5 and made their first bowl appearance in five seasons. Page caught 99 passes and was a first-team All-MAC honoree at wide receiver, earning All-America honors as a kickoff returner, as well. In 2009, Candle coached the slot receivers and tight ends. He helped guide Page to an outstanding freshman season. Page led the nation in receptions (82) and yardage (1,159) by a freshman and was named first-team Freshman All-America by Phil Steele Magazine and the College Football News.



**Six of Candle's 13 seasons as an assistant football coach were as a coordinator. He was just 27 years old when he was named offensive coordinator at Mount Union.**

### **Academics**

The tradition of academic excellence in the Toledo Football program will always be a top priority with Candle. The Rockets have led the Mid-American Conference in the NCAA's Academic Progress Rate (APR) in four of the past five years, with marks of 975 and 981 in the past two years.

APR measures the progress toward earning a degree for student-athletes. Toledo's high APR numbers translate into diplomas. Twenty-six of the players on the 2017 roster were eligible to participate in the either the fall or spring graduation ceremonies. A total of 13 players earned their bachelor's degrees prior to the start of the

2017 season, the third-highest number in the NCAA-FBS.

In the fall of 2017, the Rockets earned a 3.001 team GPA, only the second time in school history that the football team has surpassed the 3.0 GPA mark. The Rockets followed that with a 2.96 GPA in the spring of 2018.

### **Recruiting**

Toledo's last two recruiting classes under Candle have been lauded as the best in the Mid-American Conference by most of the major recruiting services.

The 2018 class was ranked No. 1 by Scout.com and 247 Sports, while the 2017 class was at the top of the MAC list by every major recruiting service. That's nothing new for Candle, who has a long history of recruiting excellence.

Candle's first recruiting class as UT's head coach in 2016 was rated No. 2 in the MAC by ESPN.com despite the fact that he assumed the head coaching job just two months before Signing Day. Even more impressive is the fact that all but two of Candle's assistant coaches



**Candle's 2017 Rockets led the MAC in total offense, passing efficiency and first downs.**



were new to the program during the critical final two months of the recruiting season.

As an assistant coach, Candle was regularly mentioned among the nation's top recruiters. In 2010, he was named one of the top recruiters in the nation by Rivals.com. He was one of only nine coaches in the country from non-automatic BCS qualifying conferences to be named to the list and the only coach from the MAC. Candle also was named the Mid-American Conference "Recruiter of the Year" by Scout.com in both 2011 and 2012. Toledo's 2011 recruiting class was ranked No. 1 in the MAC by both Scout and Rivals. In 2014, Candle was named one of only two MAC assistants to be named among the top recruiters in the "Group of Five" conferences by Rivals.

### **Coaching Origins at Mount Union/Family**

Candle joined the Rockets' staff in 2009 after spending both his playing and coaching career under head coach Larry Kehres at Mount Union. In Candle's six years as an assistant at Mount Union, the Purple Raiders went 83-4 and won NCAA Division III national championships in 2005, 2006 and 2008. The 2003 and 2007 teams lost in the national championship game.

A 2003 Mount Union graduate, Candle was an All-Ohio Athletic Conference first-team selection in 2001 as he led the team in receptions (41), yards receiving

(778) and touchdowns (9). He was a key member of the 2000 and 2001 national championship teams and finished his career with 57 grabs for 1,037 yards and 11 scores.

Candle, a native of Salem, Ohio, began his coaching career at Mount Union in 2003 as the receivers coach. In the 2004 and 2005 seasons, he worked with Matt Campbell, who was the Purple Raiders' offensive coordinator at the time. Candle took over the post of offensive coordinator in 2007, and also assumed the duties as the program's recruiting coordinator.

In Candle's two seasons as offensive coordinator, the Purple Raiders went 29-1, winning the national championship in 2008 and finishing as runners-up in 2007. Mount Union offensive players earned nine All-American honors in Candle's two seasons running the offense. QB Greg Micheli was honored in 2008 with the Gagliardi Trophy, given annually to the best NCAA Division III player in the nation. Candle also helped guide two Purple Raider receivers to All-American status during his time as the receivers coach from 2003-08. One of those All-American receivers, Pierre Garcon, is a starting wide receiver for the San Francisco 49ers. The other was Cecil Shorts, a fourth-round draft pick of the Jacksonville Jaguars in 2011.

Candle and his wife Nicole have a daughter, Avery, who was born in May of 2017.



Candle joined his players at the 2018 UT graduation ceremony at the Glass Bowl. Twenty-six Rockets earned their diplomas last season, and the team GPAs were 3.001 in the fall and 2.96 in the spring. Toledo has also led the MAC in Academic Progress Rate (APR) scores in four of the past five seasons.





## NFL PLAYERS COACHED BY JASON CANDLE



Logan Woodside, Toledo's all-time leading passer, was selected in the seventh round of the 2018 NFL Draft by Cincinnati.

### NFL Players Coached by Jason Candle (2004-17)

- **Olasunkanmi Adeniyi (Toledo 2014-17):** Pittsburgh
- **Ruben Carter (Toledo 2015):** Dallas
- **David Fluellen (Toledo 2010-13):** Tennessee
- **Pierre Garcon (Mount Union 2004-07):** Indianapolis, Washington, San Francisco
- **Treyvon Hester (Toledo 2013-16):** Oakland
- **Kareem Hunt (Toledo 2013-16):** Kansas City
- **Zac Kerin (Toledo 2010-13):** Minnesota, Detroit
- **Greg Mancz (Toledo 2011-14):** Houston
- **Trevon Mathis (Toledo 2014-17):** Minnesota
- **Elijah Nkansah (Toledo 2013-17):** Tennessee
- **Danny Noble (Toledo 2008-11):** Tampa Bay, Jacksonville
- **Storm Norton (Toledo 2013-16):** Detroit
- **Eric Page (Toledo 2009-11):** Tampa Bay
- **Bernard Reedy (Toledo 2010-13):** Atlanta, Tampa Bay
- **Michael Roberts (Toledo 2013-16):** Detroit
- **Alonzo Russell (Toledo 2012-15):** Cincinnati
- **Cecil Shorts (Mount Union 2006-10):** Jacksonville, Houston, Tampa Bay
- **Terry Swanson (Toledo 2014-17):** Houston
- **Brant Weiss (Toledo 2013-17):** Arizona
- **Stephen Williams (Toledo 2006-09):** Arizona, Seattle, Jacksonville, Miami
- **Logan Woodside (Toledo, 2013-17):** Cincinnati



Kareem Hunt led the NFL in rushing in 2017.

*\* Rosters as of July 31, 2018. Includes players on 2018 training camp rosters.*



## JASON CANDLE FILE

### Personal Information

**Age:** 38

**Hometown:** Salem, Ohio

**High School:** West Branch High School

**Family:** Wife Nicole and daughter Avery, born in May of 2017.

**Education:** Bachelor's degree in physical education and health, Mount Union, 2003



### Record as a Head Coach

Year	School	Position	Record	MAC	Highlights
2015	Toledo	Head Coach	1-0	0-0	MAC West co-champion/ Boca Raton Bowl Champions
2016	Toledo	Head Coach	9-4	6-2	Raycom Media Camellia Bowl
2017	Toledo	Head Coach	11-3	7-1	MAC Champions/MAC Coach of the Year/Dollar General Bowl
<b>Career Record</b>			<b>21-7</b>	<b>13-3</b>	

### Record as an Assistant Coach

Year	School	Position	Record / Highlights
2002	Mount Union	Receivers	14-0 / D-III National Champions
2003	Mount Union	Receivers	13-1 / D-III National Runnersup
2004	Mount Union	Receivers	12-1
2005	Mount Union	Receivers	14-1 / D-III National Champions
2006	Mount Union	Receivers	15-0 / D-III National Champions
2007	Mount Union	Offensive Coordinator	14-1 / D-III National Runnersup
2008	Mount Union	Offensive Coordinator	15-0 / D-III National Champions
2009	Toledo	Slot Receivers/Tight Ends	5-7
2010	Toledo	Receivers	8-5 / Little Caesars Pizza Bowl
2011	Toledo	Receivers	8-4 / Military Bowl Champions
2012	Toledo	Offensive Coordinator/Wide Receivers	9-4 / Famous Idaho Potato Bowl
2013	Toledo	Offensive Coordinator/Wide Receivers	7-5
2014	Toledo	Offensive Coordinator/Quarterbacks	9-4 / GoDaddy Bowl Champions
2015	Toledo	Offensive Coordinator/Quarterbacks	10-2/Marmot Boca Raton Bowl Champions

### Bowl Games Participated in as a Coach

2010 Little Caesars Pizza Bowl  
 2011 Military Bowl  
 2012 Famous Idaho Potato Bowl  
 2015 GoDaddy Bowl (2014 season)  
 2015 Marmot Boca Raton Bowl  
 2016 Raycom Media Camellia Bowl  
 2017 Dollar General Bowl

### NCAA Division III National Champions Won as a Coach

2002 Mount Union  
 2005 Mount Union  
 2006 Mount Union  
 2008 Mount Union

### NCAA Division III National Championship Game Runner-Up as a Coach

2003 Mount Union  
 2007 Mount Union

### College Football Playing Career

Wide Receiver, Geneva (PA) College, 1998, 1999  
 Wide Receiver, Mount Union 2000, 2001  
 First-Team All-OAC 2001

### NCAA Division III National Champions Won as a Player

2000 Mount Union  
 2001 Mount Union







# Brian George

## Defensive Coordinator/Defensive Line

**Alma Mater:** Ohio University '94

**Hometown:** St. Paris, Ohio

Brian George returns for his third season as the Rockets' defensive coordinator and defensive line coach.

Toledo's defense was a vital part of its 2017 MAC Championship squad. The Rockets held MAC opponents to 21 points or fewer in six of their seven league victories. In the MAC Championship Game victory over Akron, the Rocket D kept the East Division champion Zips off the board until 30 seconds remained in the third quarter, helping UT build an insurmountable 38-0 lead.

The Rockets ranked second in the MAC in passing efficiency defense and were third with 15 interceptions. Junior defensive end Olanukanmi Adeniyi, a second-team All-MAC selection, was third in the conference with 20.0 tackles for loss. Adeniyi (Pittsburgh) and cornerback Trevon Mathis (Minnesota) were both signed as NFL free agents last April.

Under George's guidance in 2016, the Rockets ranked fourth in the MAC in scoring defense (25.7) en route to a 9-4 record and a berth in the Raycom Media Camellia Bowl. Toledo led the MAC in third-down conversions (34.7%), which ranked 23rd nationally.

George coached four All-MAC defensive players in 2016 — senior defensive end John Stepec (first-team), senior defensive tackle Treyvon Hester (second-team), senior safety DeJuan Rogers (second-team) and junior linebacker Ja'Wuan Woodley (third-team). Stepec was seventh in the MAC with 14.0 tackles for loss. Hester was invited to play in the East-West Shrine Game and was later selected in the seventh round of the 2017 NFL Draft by the Oakland Raiders.

Prior to joining the Rockets, George was an assistant at Kent State from 2011-15, serving the last three seasons as the Golden Flashes' defensive coordinator. He coached the defensive line in all of his five seasons at KSU.

In 2015, Kent State ranked third in the Mid-American Conference in total defense and fifth in scoring defense. Four of KSU's five All-MAC players came from the defensive side of the ball, including junior safety Nate Holley, a two-time first-teamer who finished fourth in the nation with 11.8 tackles per game. In 2014, Holley was named first-team All-MAC and ranked third in the nation in tackles.

In George's first season as defensive coordinator in 2013, three Golden Flashes were named to the All-MAC team on defense. Roosevelt Nix earned first-team All-MAC honors and claimed a spot on the SI.com All-America team.

During Kent State's 2012 MAC East title run, two defensive linemen (Nix and Jake Dooley) earned all-conference honors. In a rare feat, four defensive linemen combined for six interceptions.

Under George's guidance in 2011, Nix was a first-team All-MAC selection after leading the team with 17 tackles for loss. Additionally, senior defensive lineman Ishmaa'ily Kitchen was selected to play in the Casino Del Sol All-Star Game and was later signed by the Cleveland Browns. In conference-only games in 2011, the Golden Flashes topped the MAC in total defense, red-zone defense and pass-efficiency defense.

Prior to his stint at Kent State, George spent six seasons as the co-defensive coordinator at Indiana. He mentored the defensive tackles from 2009-10 after serving as the defensive line coach from 2005-08.

During his time at IU, the defensive line set the school record with 42 sacks in 2007. George also had two consecutive Hendricks Award finalists in Jammie Kirlaw and Greg Middleton. Middleton was the nation's leader in sacks in 2007 with 16, and Kirlaw had a record-setting year in 2008 with 10.5 sacks and 19.5 tackles for loss. George also coached second-team All-Big Ten defensive end Victor Adeyanju in 2005, who was selected in the second round of the 2006 NFL draft by the St. Louis Rams. George also had a young tackle who was recognized for his accomplishments, as Larry Black Jr. was on the Sporting News Freshman All-American Team and earned All-Big Ten honors in 2009.

Prior to his post at Indiana, George was the co-defensive coordinator at Miami University in 2004, helping the squad reach the MAC Championship Game and Independence Bowl. He was also Miami's defensive line coach from 2001-03. In 2003, the RedHawks won the MAC Championship and the GMAC Bowl and finished the season ranked 10th in the country by the Associated Press.

George started and lettered four years as a fullback at Ohio University. He was named Ohio's Scholar-Athlete of the Year in his senior season. After receiving his bachelor's degree in special education in 1994, George taught and coached running backs at Pickerington (Ohio) High School for three years before joining Miami's football program in 1998.

George is a 1990 graduate of Graham High School in St. Paris, Ohio. George and his wife Jasa have a son, A.J., and a daughter, Maren.

### BRIAN GEORGE'S COACHING EXPERIENCE

2016-18	Toledo – Defensive Coordinator/Defensive Line
2013-15	Kent State - Defensive Coordinator/Defensive Line
2011-12	Kent State - Defensive Line
2005-10	Indiana - Co-Defensive Coordinator/Defensive Line
2004	Miami (Ohio) – Co-Defensive Coordinator/Defensive Line
2001-03	Miami (Ohio) – Defensive Line
1998-2000	Miami (Ohio) – Graduate Assistant



# Brian Wright

## Offensive Coordinator/Quarterbacks

**Alma Mater:** College of Wooster '94

**Hometown:** Wooster, Ohio

Brian Wright is back for his third season with the Rockets after a pair of record-breaking seasons as offensive coordinator and quarterbacks coach.

In 2017, Wright helped guide a Toledo offense that drove the Rockets to a MAC Championship and a berth in the Dollar General Bowl. UT finished with an 11-3 record and defeated Akron in the MAC Championship Game. Toledo ranked first in the MAC in total offense and passing efficiency, and second in scoring offense and passing offense.

Wright's offense had five players make the All-MAC first-team in 2017, led by record-smashing quarterback Logan Woodside. Woodside was the MAC Offensive Player of the Year, the MVP of the MAC Championship Game and the recipient of the Vern Smith Award, given annually to the top player in the MAC. Woodside departed UT as the school's all-time leader in passing yards, touchdown passes and passing efficiency. Woodside, who was named a "contender" for the Heisman Trophy by the Heisman Trophy Trust in both his junior and senior seasons, was selected in the seventh round of the 2018 NFL Draft by the Cincinnati Bengals.

Another record-setter on offense was sophomore wide receiver Diontae Johnson, who set a school record with 1,278 receiving yards to go along with 13 TD catches. Senior running back Terry Swanson led the MAC with 1,363 yards rushing.

In 2016, Wright guided one of the nation's most explosive offenses, helping the Rockets attain a 9-4 record and a berth in the Raycom Media Camellia Bowl. Toledo shattered school records for total offense (517.8 ypg) and passing offense (322.8 ypg). The total offense mark was 27.3 yards more than the previous record set in 2014, while UT's passing attack averaged nearly 24.2 yards per game better than the standard of 298.4 set in 2004.

Under Wright's guidance, Toledo finished the 2016 season in the top ten nationally in five offensive team categories: passing efficiency (second-183.3); third-down conversions (fifth-51.1%); total offense (seventh-517.8); red-zone offense (ninth-92.0%); and passing offense (10th-322.8). Toledo led the MAC in total offense, passing offense, and passing efficiency.

Individually, Wright coached seven All-MAC offensive players in 2016, including six players on the first team. Woodside led the nation with 45 touchdown passes, shattering the UT record of 29 reached twice by all-time Rocket great Bruce Gradkowski in 2003 and 2005. Woodside's TD total ranks second in MAC history, just one shy of the record. He set the school record with 4,129 passing yards, more than 600 yards better than the previous mark. Woodside was second nationally in passing efficiency (183.3) and was named a "contender" for the 2016 Heisman Trophy by the Heisman Trophy Trust.

Senior first-team tight end Michael

Roberts led all tight ends nationally with 16 touchdown receptions. He was also named first-team All-America, was selected to play in the East-West Shrine Game and the Senior Bowl, and was later drafted in the fourth round of the 2017 NFL Draft by the Detroit Lions. Junior first-team receiver Cody Thompson caught a school-record 1,269 yards. Thompson averaged 19.8 yards per grab, while senior first-team running back Kareem Hunt led the MAC in rushing with 1,475 yards. Hunt earned North Outstanding Player Honors in the Senior Bowl and was later taken in the third round of the 2017 NFL Draft by the Kansas City Chiefs. Hunt led the NFL with 1,327 yards.

Prior to coming to Toledo, Wright coached at Florida Atlantic for four seasons as the Owls' offensive coordinator. Wright stepped in as interim head coach for the final four games of the 2013 season, leading the Owls to four consecutive victories and bowl eligibility (6-6) for the first time since 2008. Sophomore quarterback Jaquez Johnson earned Conference USA Newcomer of the Year and set the then-school record for total offense.

Before his stint at Florida Atlantic, Wright spent two seasons at Montana State as the offensive coordinator/quarterbacks coach. Wright's two Bobcat offenses, led by dynamic quarterback DeNarius McGhee, averaged 440.6 yards per game, the most productive two-year span in school history. After leading the Big Sky Conference in scoring offense, total offense and passing offense in 2010, Wright's unit topped the league in scoring offense and total offense in Big Sky games in 2011. Wright handed the reins, in his first season at MSU, to redshirt freshman quarterback McGhee, who was named Big Sky Offensive Co-MVP, a first at MSU since 1984, and NCAA I-AA Freshman of the Year by one media outlet.

Before heading west to Montana State, Wright served nine years at perennial FCS power Youngstown State. Wright joined the Penguins' staff in 2001 as quarterbacks coach, also working as offensive coordinator from 2005-09. Wright helped engineer record-setting offenses at Youngstown State, with the team winning two Gateway Conference championships and advancing to the 2006 FCS Final Four.

Wright began his college coaching career at Walsh (Ohio) University as a graduate assistant in 1995-96. After a year as a graduate assistant at YSU in which the Penguins won the NCAA Division I-AA national title, Wright returned to Walsh in 1998 where he first began working with wide receivers and was then elevated to offensive coordinator and quarterbacks coach, where he served until 2000.

Wright attended Wooster High School in Wooster, Ohio, and earned his bachelor's degree in business from the College of Wooster in 1994 and his master's degree in education from Walsh in 1998. He and his wife Laura have three children, Jake (14), Marielle (12) and Joseph (9).

### BRIAN WRIGHT'S COACHING EXPERIENCE

2016-18	Toledo - Offensive Coordinator/Quarterbacks
2014-15	Florida Atlantic - Associate Head Coach/Offensive Coordinator/Quarterbacks
2013	Florida Atlantic - Interim Head Coach (final four games)
2012-13	Florida Atlantic - Offensive Coordinator/Quarterbacks
2010-11	Montana State - Offensive Coordinator/Quarterbacks
2005-09	Youngstown State - Offensive Coordinator/Quarterbacks
2004-07	Youngstown State - Recruiting Coordinator
2004	Youngstown State - Quarterbacks
2003	Youngstown State - Quarterbacks/Wide Receivers
2001-02	Youngstown State - Quarterbacks
2000	Walsh - Offensive Coordinator/Quarterbacks
1999	Walsh - Passing Game Coordinator/Quarterbacks/Co-Special Teams Coordinator
1998	Walsh - Passing Game Coordinator/Wide Receivers
1997	Youngstown State - Graduate Assistant
1995-96	Walsh - Graduate Assistant





# Mike Bellamy

## Wide Receivers Coach

**Alma Mater:** Illinois '90

**Hometown:** New York, N.Y.

Mike Bellamy is in his second season as the Rockets' wide receivers coach. In his debut season at Toledo, Bellamy's receiving corps was a key component to the Rockets' Mid-American Conference Championship.

Bellamy faced a challenge in 2017 when pre-season All-America candidate Cody Thompson was lost for the season due to injury in early October. Toledo's passing game barely missed a beat, as sophomore Diontae Johnson and junior Jon'Vea Johnson stepped up. Diontae Johnson caught 74 passes for a school-record 1,278 yards and 13 touchdowns, earning first-team All-MAC honors and making the Biletnkoff Award official watch list. Jon'Vea Johnson added 42 receptions for 689 yards and five scores, as Toledo averaged 279.9 yards passing per game and led the MAC in passing efficiency.

Bellamy came to Toledo from Mississippi State where he spent the 2016 season as a quality control coach/analyst. Prior to that, he was at Illinois where he spent four seasons on the Fighting Illini staff (2012-15), including three as an assistant coach. He was promoted to wide receivers coach in February 2013 after serving one year as assistant director of player personnel and relations (2012).

Under Bellamy's guidance, Illinois freshman receiver Mike Dudek burst onto the scene in 2014, as the newcomer posted a team-high 76 catches with six touchdowns and 1,038 yards, which broke Arrelious Benn's school record for receiving yards by a freshman (676 in 2007). He was named second-team All-Big Ten, first-team Freshman All-America and first-team True-Freshman All-America. Bellamy also coached current Green Bay Packer Geronimo Allison, who earned honorable mention All-Big Ten honors in 2015, and Justin Hardee, who plays for the New Orleans Saints.

In 2013, Bellamy molded an unheralded group of receivers into one that helped Illinois record the most total passing yards in a season in school history (3,452) and third-most passing yards per game (287.7). He guided Steve Hull's transition from de-

fensive back to receiver in Hull's final season, helping him rank in the top 10 in school history in season receiving yards (993), touchdowns (seven) and 100-yard receiving games (five). Hull also was the nation's most prolific receiver over the final four weeks of the season, posting 653 yards and six touchdowns on 40 catches (16.3 ypc) during that span.

As a player at Illinois (1988-89), Bellamy was a second-team All-American and a first-team All-Big Ten receiver in 1989. He recorded 59 receptions for 927 yards and eight TDs for the Illini that season, the fourth-most TD catches in a season in school history and the ninth-most receiving yards. He also returned 16 kickoffs for 459 yards, an average of 28.7 that ranks second in school history.

Bellamy stands second in Illini history in career kickoff return average at 26.4 yards per return, and his 170 kickoff return yards against Indiana on Nov. 18, 1989 remain the single-game school record. He was named one of the top 10 receivers in Illinois history in 2008 and was inducted into the National Junior College Athletic Association (NJCAA) Hall of Fame in 2007 for his achievements at the College of DuPage in suburban Chicago.

After earning a bachelor's degree in speech communication from Illinois in 1990, Bellamy was a second-round selection by the Philadelphia Eagles in the 1990 NFL Draft, playing two seasons for the team. He also played for the Indianapolis Colts, Chicago Bears and Oakland Raiders from 1992-95 before playing for Frankfurt Galaxy of the World League in 1995-96, winning the World Bowl in 1996.

Bellamy came to Illinois after serving as the receivers and specialists coach at Clark-Atlanta University in 2011. Prior to that, he was the passing game coordinator, receivers coach and specialists coach at Sprayberry High School from 2008-10.

Following his playing career and before joining the coaching ranks, Bellamy and his wife, Tanya, built a successful business in the beauty industry in the Atlanta area. The couple has three children: Mike, McKenna and McKoy.

### MIKE BELLAMY'S COACHING EXPERIENCE

2017-18	Toledo - Wide Receivers
2016	Mississippi State - Quality Control/Analyst
2013-15	Illinois - Wide Receivers
2012	Illinois - Assistant Director of Player Personnel and Relations
2011	Clark-Atlanta - Wide Receivers/Specialists
2008-10	Sprayberry High School - Passing Game Coordinator/Receivers/Specialists



# Ricky Ciccone

## Nickel Backs Coach/ Recruiting Coordinator

*Alma Mater: Mount Union '05*

*Hometown: Coshocton, Ohio*

Ricky Ciccone will be adding on-field coaching duties to his responsibilities in 2018. He will be coaching the nickel backs for the Rockets, as well as assuming the role of recruiting coordinator.

Ciccone is entering his third year at Toledo, the first two as the director of high school relations. In that role, he coordinated the Rockets' recruiting efforts, and handled communications with high schools around the country. He will continue many of those duties as the program's recruiting coordinator.

This past year, Ciccone helped the Rockets secure the No. 1 recruiting class in the Mid-American Conference, according to 247 Sports and Scout.com. In 2017, Ciccone helped the Rockets land the No. 1 recruiting class in the MAC, as ranked by every major recruiting service. In 2016, Toledo had the No. 2 recruiting class in the MAC, according to ESPN.com.

Prior to coming to Toledo, Ciccone worked in a number of collegiate and high school positions in the state of Ohio, most recently as the running backs coach at Ohio Dominican University.

A native of Coshocton, Ohio, Ciccone attended the University of Mount Union where he played football from 2001-04. Ciccone was a second-team All-OAC running back

as a senior in 2004. He was a member of teams that won Division III national championships in 2001 and 2002.

Ciccone began his career as the running backs coach at Marietta College in 2006 before moving to the high school ranks, taking assistant's positions at Marietta High School in 2009 and Tri-Valley in 2010.

In 2011, Ciccone assumed an assistant coaching position at Kenyon College, where he coached the defensive line and served as recruiting coordinator. He moved on to Bluffton, where he was the co-offensive coordinator, wide receivers coach and special teams coordinator from 2012-13. Ciccone coached four all-league receivers and return specialists for the Beavers, who set a school-record for conference wins (5) in 2012.

Ciccone returned to the high school coaching ranks in 2014 as the tight ends/slot receivers coach and special teams coordinator at Olentangy High School, helping the Braves earn a 10-0 regular-season record and a trip to the Division II state semifinals. He spent the 2015 season at Ohio Dominican, coaching the running backs.

Ciccone earned his bachelor's degree in history from Mount Union in 2005 and his master's degree in education from Marietta in 2008. He and his wife Tessa make their home in Toledo.

### RICKY CICCONE'S COACHING EXPERIENCE

2018	Toledo - Nickel Backs/Recruiting Coordinator
2016-17	Toledo-Director of High School Relations
2015	Ohio Dominican - Running Backs
2014	Olentangy High School - Tight Ends/Slot Receivers/Special Teams
2012-13	Bluffton - Co-offensive coordinator/Receivers/Special Teams
2011	Kenyon - Defensive Line/Recruiting Coordinator
2010	Tri-Valley High School - Assistant Coach
2009	Marietta High School - Assistant Coach
2006-08	Marietta - Running Backs





# Robby Discher

## Tight Ends Coach/ Special Teams Coordinator

*Alma Mater:* William Jewell College '09

*Hometown:* Kansas City, Mo.

Robby Discher is in his third season as tight ends coach and special teams coordinator at the University of Toledo.

Last season, Discher's special teams units played a big part of Toledo's MAC Championship team. He helped guide Toledo's punt return squad to an average of 10.9 yards per return, tops in the Mid-American Conference and 19th in the country. The Rockets also ranked first in the league in kickoff coverage (42.5).

Two special teams players earned All-MAC honors in 2017. Placekicker Jameson Vest made first-team All-MAC, while Diontae Johnson made first-team at punt return and second-team at kickoff return.

Discher also mentored a trio of young tight ends in 2017, led by sophomore Jordan Fisher, who caught 20 passes for 295 yards.

In his first season with the Rockets, Discher coached tight end Michael Roberts through a record-breaking season. Roberts' 16 touchdown catches led the nation's tight ends, and was eight more than the next-closest tight end in the FBS. He broke the school record for TDs formerly held by former NFL receiver Lance Moore (14 in 2004) and shattered the school record for TD receptions by a tight end (9 by Don Seymour in 1973). Roberts was named a first-team All-American, was selected to play in both the East-West Shrine Game and the Senior Bowl, and was selected in the fourth round of the 2017 NFL Draft by the Detroit Lions.

In Discher's first season coordinating the special teams unit, Toledo finished third in the MAC in punt returns, averaging 9.9 yards per return. The Rockets returned one punt for a touchdown and also returned a blocked punt for a touchdown. Senior punter Nick Ellis was third in the league in punting, averaging 43.1 yards per punt on 54 attempts, and was honored as MAC West special teams player of the

week on four occasions.

Discher came to Toledo from Oklahoma State, where he coached wide receivers, tight ends and served as special teams coordinator as a graduate assistant coach for two seasons. Discher joined the Rockets' staff in December of 2015 and helped UT earn a 32-17 victory over No. 24 Temple at the 2015 Marmot Boca Raton Bowl.

Discher grew up in Kansas City and attended William Jewell (Mo.) College where he played wide receiver for the Cardinals from 2006-08. He began his coaching career at Kearney (Mo.) High School in 2009, coaching quarterbacks and linebackers for the Class 4 state champions. From 2010-13 he was at Sam Houston State, where he began as a graduate assistant and eventually was named special teams coordinator. At Sam Houston, Discher was part of teams that won Southland Conference championships in 2011 and 2012. The Bearkats made it to the FCS playoffs three times in Discher's tenure, advancing to the FCS Championship Game in 2011 and 2012.

Discher moved on to Oklahoma State in 2014, where as a graduate assistant he was the special teams coordinator for two seasons. He was named Special Teams Coordinator of the Year in 2014 by [FootballScoop.com](http://FootballScoop.com). He also coached tight ends in 2014 and assisted with the wide receivers in 2015.

Discher earned his bachelor's degree in physical education from William Jewell College in 2009 and his master's degree in exercise science from Sam Houston State in 2012.

Discher and the former Erin Wilson were married in July of 2017. He has two stepchildren, Connor (11) and Sydney (8). They also have a baby girl, Quinn, who was born in February of 2018.

### ROBBY DISCHER'S COACHING EXPERIENCE

2016-18	Toledo – Tight Ends/Special Teams Coordinator
2014-15	Oklahoma State – Graduate Assistant/Special Teams Coordinator
2012-13	Sam Houston State – Special Teams Coordinator
2010-11	Sam Houston State – Graduate Assistant
2009	Kearney (Mo.) High School – Quarterbacks/Outside Linebackers



# Kerry Dixon II

## Running Backs Coach

**Alma Mater:** Hampton '04

**Hometown:** Houston, Texas

Kerry Dixon II joins the Rockets' coaching staff in 2018 as the running backs coach. For the past three seasons, he served as the wide receivers coach at Florida. Prior to that, he coached running backs at Montana State (2010-11), FAU (2012-13) and FIU (2014).

During his time at Florida, Dixon mentored two freshmen, Antonio Calloway in 2015 and Tyrie Cleveland in 2016, who recorded 100-yard receiving games, something which had been accomplished only one other time in Gator history. Calloway caught 35 passes for 678 yards as a freshman, and became the third-fastest player in UF history to reach 1,000 receiving yards (17 games). Also, six different Gators received multiple receiving touchdowns in a game in both 2015 and 2016. In 2016, Dixon was named a Top 25 recruiter by Rivals.

Dixon began his coaching career at an assistant coach at his high school alma mater, Booker T. Washington High School in Houston, Texas, from 2005-06. He entered the college coaching ranks in 2007, coaching quarterbacks at Morgan State. He moved on to Texas Southern to coach QBs in 2008, where he guided two signal-callers who each threw for over 1,000 yards. In his one season as the offensive coordinator at Stillman College in 2009, Dixon mentored an All-America running back, Quinn Porter, who rushed for 138.6 yards per game and went on to play for the St. Louis Rams.

Dixon coached running backs for two seasons at Montana State, helping the Bobcats reach the FCS quarterfinals in both seasons. In 2010, Dixon tutored All-Big

Sky second-team running back Orenzo Davis, who rushed for 1,126 yards and 10 touchdowns. In 2011, he coached a tandem, Cody Kirk and Tray Robinson, that combined for nearly 2,000 yards and scored 21 TDs. Kirk made first-team All-Big Sky. His 1,351 yards ranks fifth in MSU history. Robinson was named second-team All-Big Sky as well as Big Sky Newcomer of the Year.

Dixon spent the 2012 and 2013 seasons as the running backs coach at Florida Atlantic. In his first season with the Owls, Dixon had the task of replacing the school's all-time leading rusher, Alfred Morris, a six-year NFL veteran with Washington and Dallas. Dixon employed a running back-by-committee approach that netted just 38 fewer rushing yards and 167 more receiving yards than the previous season. In 2013, FAU rushed for 2,215 yards and 21 touchdowns, both school records. In his one season at FIU in 2014, Dixon led a running backs group that rushed for more than 1,500 yards.

Dixon played football at Baylor from 2000-01 before transferring to Hampton in 2002. He started in two games at quarterback as a freshman at Baylor before moving to wide receiver as a sophomore. At Hampton, Dixon returned to the quarterback position and was named team captain as a senior.

Dixon, a native of Houston, received his bachelor's degree in political science from Hampton in 2004. He and his wife Robin have three children, Charlee (8), Kerry (1) and Rylee, who was born in April of 2018.

### KERRY DIXON'S COACHING EXPERIENCE

2018	Toledo – Running Backs
2015-17	Florida – Wide Receivers
2014	FIU - Running Backs
2012-13	FAU - Running Backs
2010-11	Montana State - Running Backs
2009	Stillman - Running Backs
2008	Texas Southern - Quarterbacks
2007	Morgan State - Quarterbacks
2005-06	Booker T. Washington High School - Assistant Coach





# Mike Hallett

## Offensive Line Coach/ Running Game Coordinator

**Alma Mater:** Mount Union '94

**Hometown:** Orrville, Ohio

Mike Hallett is in his third season as Toledo's offensive line coach and running game coordinator.

In 2017, Hallett helped guide a Toledo running attack that spearheaded the Rockets' MAC Championship run. UT averaged 204.0 rushing yards per game, third-best in the MAC. The Rockets also ranked first in the MAC in total offense and passing efficiency, and second in scoring offense and passing offense. Senior Terry Swanson led the MAC with 1,363 yards rushing. Swanson earned first-team All-MAC honors, as did senior offensive linemen Elijah Nkansah and Brant Weiss. All three players signed free-agent contracts with NFL teams last spring.

In 2016, Hallett played a major role in guiding Toledo's offense to the highest single-season yards per game total in program history. UT's 517.8 yards per game was 27.3 yards more than the previous record set in 2014. The Rockets also set the passing yardage record with 322.8 yards, 24.4 yards per game better than the standard of 298.4 set in 2004.

Toledo ranked in the top 10 in the nation in five offensive categories: passing efficiency (second-183.3); third-down conversions (fifth-51.1%); total offense (seventh-517.8); red-zone offense (ninth-92.0%); and passing offense (10th - 322.8). The Rockets also led the MAC in total offense, passing offense, and passing efficiency.

Toledo's offensive line allowed 14 sacks in 2016, which was tied for the 11th-fewest in the nation. Two senior offensive linemen, Storm Norton and Paul Perschon, earned first-team All-MAC recognition in 2017. Norton was invited to play in the East-West Shrine game. He signed as a free agent with the Detroit Lions and made the team's 2017 roster.

Hallett's unit helped pave the way to a record-breaking season for senior running back Kareem Hunt. He rushed for 1,475 yards and 10 touchdowns in 2016, giving him a school-record 4,945 for his career. Hunt was drafted in the third round of the 2017 NFL Draft by the Kansas City Chiefs and went on to lead the NFL in rushing as a rookie.

Hallett joined the Rockets' staff in December of 2015 and helped UT earn a 32-17 victory over No. 24 Temple at the 2015 Marmot Boca Raton Bowl.

Prior to becoming a Rocket, Hallett served as head coach at Heidelberg from 2007-15. He ranks third in all-time victories at Heidelberg with a 55-36 record, 46-35 in the Ohio Athletic Conference. Hallett turned a program that had lost 36 consecutive games prior to his arrival into a contender in a very competitive NCAA Division III conference. After winning four games in Hallett's first season, the Student Princes gradually improved, winning at least eight games in every season from 2011 through 2014. In 2012, Heidelberg went 9-2 record (8-1 OAC) and earned its first-ever berth into the NCAA Playoffs.

Hallett was named the OAC Coach of the Year and D3Football.com North Region Coach of the Year in both 2007 and 2011. During his tenure, 10 of his players earned All-America honors a total of 12 times, and 60 of his players received All-OAC accolades 96 times.

A 1994 graduate of Mount Union, Hallett was a two-time All-American for the Purple Raiders in 1992 and 1993, and was named the Division III Lineman of the Year in 1993. He was part of head coach Larry Kehres' first national championship team in 1993 when he racked up 111 tackles and 8.5 sacks. A two-time All-OAC first-team selection as well as a three-time Academic all-league pick, Hallett was enshrined in the Mount Union Athletic Hall of Fame in 2009.

After graduation, Hallett coached high school football in Ohio at Orrville (assistant coach, 1988-89), Akron Coventry (defensive coordinator, 1994-96) and Wooster (Head Coach, 1997-98). He moved to the college ranks, working at Thomas More as the offensive coordinator (1999-2003) and head coach (2004-06), before accepting the head coaching position at Heidelberg in 2007.

Hallett grew up in Orrville, Ohio and graduated from Orrville High School, where he played football and ran track. He originally enrolled at Kent State in 1987 to play football

for the Golden Flashes before transferring to Mount Union. He has two sons, T.C. and Ryan.

### MIKE HALLETT'S COACHING EXPERIENCE

2016-18	Toledo – Offensive Line/Running Game Coordinator
2007-15	Heidelberg - Head Coach/Associate Athletic Director
2004-06	Thomas More College – Head Coach
1999-2003	Thomas More College – Offensive Coordinator
1997-98	Wooster High School - Head Coach
1994-96	Akron Coventry High School - Defensive Coordinator
1988-89	Orrville High School - Assistant Coach



# Hank Poteat

## Cornerbacks Coach

**Alma Mater:** Pittsburgh '11

**Hometown:** Philadelphia, Pa.

Hank Poteat is in his second year as the cornerbacks coach at Toledo. In his first season with the Rockets, he coached cornerbacks who played a key role in UT's 2017 MAC championship season.

Under Poteat's guidance, the Rockets ranked second in the MAC and No. 22 in the nation in passing efficiency defense in 2017. Toledo's defense shut out Akron through most of three quarters in the MAC title contest, and held MAC opponents to 21 points or fewer in six of their seven regular-season league victories.

Poteat mentored Trevon Mathis and Ka'dar Hollman, who both enjoyed fine seasons in 2017. Mathis, a senior, registered three interceptions and a team-best eight pass breakups. He signed a free-agent contract with the Minnesota Vikings last spring. Hollman, a one-time walk-on who started all 14 games at corner as a junior, intercepted one pass and broke up seven others, including two key deflections in the MAC Championship Game.

Prior to joining the Rockets, Poteat spent two seasons as the cornerbacks coach at Kent State. In 2016, Poteat coached a pair of All-MAC cornerbacks for the Golden Flashes. Senior Najee Murray made first-team All-MAC and was ninth in the nation in passes defended. Junior cornerback Jerrell Foster was 25th in the country in passes defended and made second-team All-MAC. In 2015, Poteat helped sophomore Demetrius Monday in a breakthrough year. Monday intercepted six passes and was named first-team All-MAC.

During the 2013 and 2014 seasons, Poteat was a defensive graduate assistant at Pitt, working with the cornerbacks. The Panthers advanced to bowl games in both seasons.

A third-round selection of the Pittsburgh Steelers in the 2000 NFL Draft, Poteat played for five NFL teams over 10 seasons. He earned a Super Bowl ring as a member of the 2004 New England Patriots. As a rookie, Poteat had a 53-yard punt return for a touchdown that sparked a 24-3 Steelers' win over Washington in the final game played in Three Rivers Stadium.

Poteat began his coaching career working with the defensive backs at Kentucky Christian University for two seasons. He helped the Knights to a 7-4 finish in 2012.

A four-year letterwinner at Pitt (1996-99), Poteat was a cornerback and kick returner. He led Pitt in interceptions in 1998 and 1999, earning All-Big East first-team honors in back-to-back seasons. As a junior, he led the Big East and ranked fourth nationally with six interceptions. Poteat held Pitt records for both kick return yards in a season (764 in 1998) and a career (1,917), until both record were broken in 2017 by Quadree Henderson.

Born in Philadelphia, Poteat spent his early childhood there before moving to Harrisburg. He was a three-sport standout at Harrisburg High, starring in football, basketball and track & field.

Poteat earned his bachelor's degree in social sciences from Pitt in 2011. He and his wife Jasmine have two daughters, Ariana and Sierra, and a son, Tre.

### HANK POTEAT'S COACHING EXPERIENCE

2017-18	Toledo - Cornerbacks
2015-16	Kent State - Cornerbacks
2013-14	Pittsburgh - Graduate Assistant
2011-12	Kentucky Christian - Cornerbacks





# Mike Ward

## Linebackers Coach

**Alma Mater:** Georgetown College '86

**Hometown:** Mansfield, Ohio

Mike Ward is in his third season as the linebackers coach and sixth season overall for the University of Toledo.

Ward guided a deep linebacking corps that played a key role the Rockets' 2017 MAC Championship season. Senior Jack Linch led the team with 75 tackles, while senior Ja'Wuan Woodley added 66 stops and 4.5 tackles for loss. Juniors Tyler Taafe and Richard Olekanma chipped in with 48 and 45 tackles, respectively. UT's defense held MAC opponents to 21 points or fewer in six of their seven league victories, and shut out Akron through most of three quarters in the MAC Championship Game.

In 2016, Ward helped guide the Rockets' defense to a No. 4 ranking in the Mid-American Conference in scoring defense (25.7) en route to a 9-4 record and a berth in the Raycom Media Camellia Bowl. Toledo led the MAC in third-down conversions (34.7%), which ranked 23rd nationally. Ward helped guide Woodley to a memorable junior season. Woodley was a third-team All-MAC selection and ranked second on the team in tackles (79) and tackles for loss (13.0).

Ward is in his second stint at Toledo. He was the co-defensive coordinator/linebackers coach at UT from 2009-11 before leaving to coach linebackers at Illinois from 2012-15. He returned in 2016 to rejoin head coach Jason Candle, who was an assistant with Ward at UT from 2009-11.

A 33-year veteran of the coaching profession, Ward coached linebackers who made Academic All-Big Ten 16 times during his four seasons at Illinois. In 2015, he guided two Illinois linebackers — T.J. Neal and Mason Monheim — to honorable mention All-Big Ten honors. In 2014, Monheim was honorable mention All-Big Ten after he led the team with 111 tackles and paced the Big Ten in forced fumbles with four, linebacker Jonathan Brown earned second-team All-Big Ten honors.

Ward guided Monheim to a stellar freshman campaign in 2012, as the rookie linebacker earned second-team Freshman All-America honors from Phil Steele after leading the Illini and all Big Ten newcomers with 86 tackles. During his four years with the Fighting Illini, Ward helped mold Monheim into one of the nation's top linebackers. Monheim ended his career in 2015 with 392 tackles, the seventh-most in Illinois history and the third-most among active FBS players. Monheim also forced seven career fumbles, tied for the

fourth-most in school history.

Ward was the assistant head coach and co-defensive coordinator at Toledo from 2009-11 and was instrumental in the rapid development of the Rockets' defense. In 2010 and 2011, the Toledo defense ranked among the national leaders in turnovers forced and turnover margin. In 2010, the Rockets forced 34 turnovers, the fifth-highest takeaway total in the nation and 13 more than the previous season. That total included 20 interceptions, the eighth-most in the country. In 2011, Toledo forced 28 turnovers and had the third-best turnover margin in the nation (1.33).

The defensive turnaround helped propel Toledo to an 8-5 record and its first bowl appearance in five years in 2010, and an 9-4 season in 2011, including a share of the MAC West Division title and a berth in the Military Bowl. Ward, who coached the linebackers, also helped guide five players to All-MAC honors in 2010 and 2011.

Prior to his initial coaching stint at Toledo, Ward spent 17 years as an assistant at Bowling Green, including the final two as the defensive coordinator. He began as the program's strength coach from 1992-99 before coaching the defensive linemen from 2000-06 and serving as the defensive coordinator in 2007-08. From 2000-08, Ward coached one All-American, one Academic All-American and nine All-MAC performers. The Falcons had six winning seasons and played in three bowl games during that span. In 2008, Ward helped guide BGSU to a No. 2 ranking in total defense in the conference.

Prior to becoming a Falcon, Ward was the defensive line coach and strength coach at the University of Findlay for six seasons from 1986-91. Ward also coached at his alma mater, Georgetown College in Georgetown, Ky., for two years from 1984-85. He earned a bachelor's degree in health and physical education from Georgetown in 1984. He also earned his master's

degree in secondary education from Georgetown in 1986. He was a two-time captain and NAIA Division I All-American at Georgetown. He was inducted into the Georgetown Hall of Fame in 2015.

A native of Mansfield, Ohio, Ward attended Mansfield Lexington High School. Ward and his wife Jody have two children, Michaela and Addison.

### WARD'S COACHING EXPERIENCE

2016-18	Toledo – Linebackers
2012-15	Illinois - Inside Linebackers
2009-11	Toledo - Assistant Head Coach/Co-Defensive Coordinator/Linebackers
2007-08	Bowling Green - Defensive Coordinator
2000-06	Bowling Green - Defensive Line
1992-99	Bowling Green - Strength and Conditioning
1986-91	Findlay - Defensive Line/Strength and Conditioning
1984-85	Georgetown (KY) - Assistant Coach/Strength and Conditioning



# Ross Watson

## Safeties Coach

**Alma Mater:** Mount Union '05

**Hometown:** Youngstown, Ohio

Ross Watson is in his third season as safeties coach for the Rockets.

Watson guided safeties that played a major role in Toledo's 2017 MAC Championship season. Sophomore Kahlil Robinson registered 67 tackles and led the team with four interceptions. Junior Josh Teachey and sophomore DeDarallo Blue added 56 and 36 tackles, respectively. UT's defense held MAC opponents to 21 points or fewer in six of their seven league victories, and shut out Akron through most of three quarters in the MAC Championship Game.

In 2016, Watson helped mentor senior strong safety DeJuan Rogers to second-team All-MAC honors on his way to an invitation to the Chicago Bears' 2017 rookie mini-camp. Rogers led the Rockets with 94 tackles and broke up six passes. Fellow senior Connery Swift also had an outstanding season, with 61 tackles, two interceptions and seven pass breakups. Toledo finished fourth in the MAC in scoring defense (25.7) last season, en route to a 9-4 record and a berth in the Raycom Media Camellia Bowl. The Rockets led the MAC in third-down conversions (34.7%), a figure that ranked 23rd nationally.

A native of Youngstown, Ohio, Watson played cornerback at Mount Union from 2002-05, where he was a freshman during Jason Candle's senior season with the Purple Raiders. He stayed at his alma mater to begin his coaching career, spending two seasons as a defensive backs coach under legendary head coach Larry Kehres. The Purple Raid-

ers posted a 29-1 record in Watson's two seasons at Mount Union, winning the 2006 Division III national championship and finishing as runner-up in 2007.

During a 15-0 season in 2006, the Raider defense allowed just 186 yards per game, posted four shutouts and intercepted 22 passes. In 2007, Mount Union's defense shut out seven opponents, intercepted 17 passes and held opponents to 173.7 total yards per game.

Watson then went to Nebraska, where he served as a graduate assistant for head coach Bo Pelini from 2008-11, working primarily with the defensive backs. In 2009, the Cornhuskers led the nation in scoring defense, holding opponents to just 10.4 points per game.

In 2012 and 2013, Watson coached defensive backs at Florida Atlantic. In his final season at FAU, the Owls ranked second in the FBS in passing yards allowed (161.5 yards per game), were third in team passing efficiency defense (97.41) and ranked 11th in total defense. FAU ranked 27th nationally in passing defense in 2012.

In 2014, Watson joined the staff at Youngstown State, assuming the position of director of football operations under head coach Eric Wolford. Watson then moved on to Northern Illinois in 2015, where he helped lead the Huskies to a share of the MAC West Division title.

Watson and his wife Sydney have four children, Tripp (4), Wyatt (2) and infant twins Colbi and Lexi.

### WATSON'S COACHING EXPERIENCE

2016-18	Toledo – Safeties
2015	Northern Illinois – Linebackers
2014	Youngstown State – Director of Football Operations
2012-13	Florida Atlantic – Defensive Backs
2008-11	Nebraska – Graduate Assistant
2006-07	Mount Union – Defensive Backs



# Football Support Staff



**Kevin Beard**

**Director of Player Personnel /  
Assistant Recruiting Coordinator**

Kevin Beard joins the Rockets' coaching staff as the director of player personnel and assistant recruiting coordinator. Beard was the wide receivers coach at the University of Tennessee last season.

Beard was a wide receiver at the University of Miami (Fla.) from 1999-2003, playing a key role on the Hurricanes' 2001 national championship team. He caught 25 passes for 409 yards in 2001, including four receptions for 41 yards in Miami's win over Nebraska in the 2002 Rose Bowl. Beard totaled over 900 receiving yards and nine touchdowns in his career, and served as a captain on the 2003 Miami team that went 11-2 and won the 2004 Orange Bowl. Beard enjoyed a four-year professional career in the Arena Football League before embarking on a career in coaching.

Beard began his coaching career in the high school ranks, working with wide receivers as an assistant from 2010-13 at University High School in Davie, Fla. He returned to his alma mater in 2014, where he accepted a position as the assistant director of football operations. A year later, he was named the Hurricanes' wide receivers coach and passing game coordinator. In 2016, Beard was hired by Georgia as the quality control coach for wide receivers before moving on to FIU to coach wide receivers. Shortly after joining FIU, he went on to become the wide receivers coach at the University of Tennessee.

Beard graduated from Miami in 2003 with a degree in degree in liberal arts and a minor in sociology. He and his wife Nordea have three children, Kevin Jr. (12), Justin (11) and Moriah (7).

## BEARD'S COACHING EXPERIENCE

2018	Toledo – Director of Player Personnel / Assistant Recruiting Coordinator
2017	Tennessee – Wide Receivers
2016	Georgia – Quality Control (Wide Receivers)
2015	Miami (Fla.) – Wide Receivers/Passing Game Coordinator
2014	Miami (Fla.) – Assistant Director of Football Operations
2010-13	University High School (Davie, Fla.) – Assistant Coach



**Brad Bichey**

**Director of Football Strength & Conditioning**

Brad Bichey is in his third season as Toledo's director of football strength and conditioning. Bichey is responsible for the year-round weight training and conditioning program for the football program. During Bichey's tenure, the Rockets have a record of 20-7 and won the 2017 MAC Championship. Bichey has worked with four Rockets in the past two seasons who became NFL draftees, including Kareem Hunt, who was the NFL's leading rusher in 2017.

Bichey joined the Rockets in 2016 following three seasons as the associate director of strength and conditioning at Arkansas.

A native of Ambridge, Pa., Bichey is a graduate of West Liberty State University, where he completed his bachelor of science degree in exercise physiology in 2008. He also played football and baseball at West Liberty State, earning academic all-conference honors in 2008 in baseball. He then continued his education at Penn State, where he completed his master's degree in health education in 2011.

Bichey worked under the direction of strength coach Mickey Marotti at Florida during an internship in 2008, a year in which the Gators won the national championship. He then worked as a graduate assistant strength coach for football at Penn State under master strength coach John Thomas from January of 2009 through August of 2011, participating in two bowl games. In 2012, Bichey worked as an intern for six months at Ohio State. He was a volunteer assistant at Robert Morris in 2011.

Bichey then moved on to a position with the Cincinnati Bengals as a part-time strength and conditioning coach where he worked with a team that reached the NFL playoffs. He joined the Razorbacks in 2013, working under the mentorship of master strength coach Ben Herbert. At Arkansas, Bichey worked with 14 players who were drafted by the NFL and was a part of teams that won two bowl games.

Bichey is a member of the CSCCa and earned the credential of Strength & Conditioning Coach Certified (SCCC). He is a member of the NSCA and earned the credential of Certified Strength & Conditioning Specialist (CSCS). He also is a Registered Strength & Conditioning Coach (RSCC) and holds a certification through the USAW as a Sports Performance Coach. Bichey is certified through the Functional Movement Screening (FMS), and is First Aid/CPR/AED certified.

Bichey and his wife Shayna have a son Jaxson who was born in January of 2018.



## Andrew Terwilliger

**Director of Football Operations**

Andrew Terwilliger is in his third full season as Toledo's director of football operations. He coordinates most non-coaching aspects of the Rocket football program, including budget, team travel and team meals. He previously served as the Rockets' director of player personnel in 2015. Terwilliger stepped in as Toledo's director of football operations during its trip to the 2015 Marmot Boca Raton Bowl.

Before coming to Toledo, Terwilliger served as the director of operations and recruiting at Ohio Northern from 2013-14, and was an offensive graduate assistant coach at Findlay from 2011-13. At Findlay, Terwilliger worked with the wide receivers, including the school's all-time leading receiver, Lloyd Henry, and former Chicago Bears' safety Harold Jones-Quartey.

Terwilliger played football at Findlay from 2004-05 and Otterbein from 2005-08. He grew up in Powell, Ohio and attended Olentangy High School, where he lettered in football, basketball and track. At Olentangy, Terwilliger played football for his father, longtime head coach Ed Terwilliger.

Terwilliger earned his bachelor's degree in business from Otterbein in 2008, and his master's degree in education from Findlay in 2013.



## Nate Cole

**Director of Player Personnel**

Former Rocket offensive lineman Nate Cole is in his third year on the coaching staff and first as the director of player development. He served the previous two years as the director of player personnel.

A native of Dayton, Ohio, Cole played for the Rockets from 2006-10 and was a three-year starter.

After his playing days were over, Cole stayed at Toledo, serving as a graduate assistant from 2011-13. He joined the staff at Oberlin as an offensive line coach/special teams coordinator in 2014 before being named the offensive coordinator at the conclusion of the season. Cole then accepted the position of offensive line coach/running-game coordinator at Notre Dame College in South Euclid, Ohio for the 2015 season.

Cole earned his bachelor's degree in 2011 and his master's degree in 2013, both from the University of Toledo.



## Adam Barta

**Head Athletic Trainer**

Adam Barta is in his second year as head athletic trainer for the football program at the University of Toledo. Barta spent the 2016 season as an assistant trainer for the Rockets.

Before coming to UT, Barta spent the 2014 and 2015 seasons as a graduate assistant athletic trainer for the University of Arkansas football program.

A native of Tomah, Wis., Barta began his career as an athletic training student intern at the University of Wisconsin-Lacrosse from 2007-12 and worked as an athletic training intern for the Seattle Seahawks in the summers of 2010 and 2011. He continued his work with the Seahawks as a seasonal athletic training intern from 2012-14. Barta earned his bachelor's degree in athletic training from Wisconsin-Lacrosse in 2012 and his master's degree in sports management from Arkansas in 2016.

Barta and his wife Christy were married in May of 2017.



## Jeremy Boyd

**Football Equipment Manager**

Jeremy Boyd is in his 16th year on the UT equipment staff and 10th as the football equipment manager.

Boyd is a UT graduate, earning his bachelor's degree in recreation & leisure in 2004. He worked as a student manager for the women's basketball team as an undergrad, before becoming the equipment manager for baseball, softball and soccer from 2002-09. He took over as the football equipment manager for the 2009 season.

A native of Marion, Ohio, Boyd and his wife Erin have two daughters, Aubrey (8) and Reagan (5).





## Nancy Frazier

**Football Secretary**

Nancy Frazier has been an employee at the University of Toledo for 33 years, and in all but one of those years she has worked in Athletics.

Frazier has worked under seven head football coaching regimes (Simrell, Saban, Pinkel, Amstutz, Beckman, Campbell and Candle) and handles general office operations on a daily basis. In addition, Frazier keeps the head coach's calendar, greets and provides information to office visitors, supervises office student workers, maintains recruit databases and mailings, and performs secretarial duties for 10 assistant coaches.

A native of Niles, Ohio, Frazier earned a bachelor's degree in office administration from Kent State in 1984. She resides in Oregon with her husband Greg. They have two children, Ashley, a former volleyball standout at the University of Kentucky who earned bachelor's and master's degrees from UK, and Kyle, a 2017 UT graduate.



## AJ Garcia

**Assistant Athletic Trainer**

AJ Garcia is in his second year as the assistant athletic trainer for the football program at the University of Toledo.

A 2015 graduate of the University of Miami, Garcia interned at NFL training camps with Tampa Bay (2013) and Miami (2014). He was a graduate assistant with the University of South Carolina, where he earned his master's degree in 2017. He also worked at Mid-Carolina High School in 2016-17. He is a member of the National Athletic Trainers' Association (NATA).



## Christian Klinec

**Assistant Football Strength & Conditioning**

Christian Klinec is in his second season as Toledo's assistant football strength and conditioning coach. He served the previous two years as a strength and conditioning graduate assistant at UT. Prior to that, he served internships at Kansas in 2013 and Mississippi State in 2014.

A native of North Olmsted, Ohio, Klinec received his bachelor's degree in exercise science from Mount Union in 2014. He played four seasons of football with the Purple Raiders. Klinec also earned his master's degree in recreation and leisure studies from UT in 2016.



## Javon Ringer

**Assistant Director of Football Operations**

Javon Ringer begins a new role for the Rockets as the assistant director of football operations in 2018. Last year, he served as a quality control coach at UT. He will assist Director of Football Operations Andrew Terwilliger with most non-coaching aspects of the Rocket football program, including budget, team travel and team meals.

Ringer played four seasons in the NFL as a running back for the Tennessee Titans from 2009-12. He played his college football at Michigan State from 2005-08, ranking first on MSU's all-time list in all-purpose yards (5,426), second in rushing yards (4,398) and fifth in rushing TDs (34). The Dayton, Ohio native had 19 career 100-yard rushing games and 11 career multi-TD games.

A first-team All-America running back at Michigan State in 2008, Ringer rushed for 1,637 yards and a school-record 22 touchdowns as a senior. He led the nation in scoring (10.2 points per game) and rushing TDs (22) while ranking fourth in rushing (125.9 yards per game) and 15th in all-purpose yards (157.8 ypg.). He led the Big Ten in all-purpose yards and ranked second in rushing. His 1,637 yards rank as the second-highest single-season rushing total in school history. Ringer became the first Spartan to record back-to-back 1,000-yard seasons since T.J. Duckett in 2000-01.

Ringer was selected by the Tennessee Titans in the fifth round (No. 173 overall) of the 2009 National Football League Draft. A Doak Walker Award finalist and first-team All-Big Ten selection, Ringer finished 10th in the final balloting for the Heisman Trophy.

Ringer began his coaching career as recruiting intern at Michigan State in 2016. He joined the Toledo staff in 2017 as a quality control coach, working with the running backs.



## Eric Walters

**Video Coordinator**

Eric Walters is in his fifth season with the Rockets and fourth as the football video coordinator. Walters previously served one year as the video graduate assistant and director of creative services for the football program.

Walters' responsibilities include videotaping all Rocket games and practices, breaking down game film, graphic design, producing highlight videos, computer upkeep and coordinating social media communications.

Walters, originally from Leipsic, Ohio, earned his bachelor's degree from Bowling Green in film production in 2012. He worked as a student assistant in football video production at BGSU from 2011-14. He earned his master's degree at UT in the field of recreation & leisure studies in December 2015.

Walters and his wife Stephanie have a son, Oliver (4) and are expecting a second son this fall.



## Price Burton

**Recruiting Assistant**

Price Burton is a recruiting assistant in his third year on the Toledo staff. A native of Lewiston, Idaho, Burton grew up in Brighton, Mich. and played football at Northern Michigan University from 2008-11, earning a degree in communications in 2012. He went on to serve at Akron as a recruiting and football operations intern, earning his master's degree in athletic administration.



## Zach Colvin

**Graduate Assistant - Defense**

Zach Colvin is in his first year as a graduate assistant with the Rockets. He will work primarily with the defense.

Colvin is a 2015 graduate of Bowling Green State University, where he played on MAC Championship teams as a defensive tackle in 2013 and 2015. A two-time team captain and Academic All-MAC selection with the Falcons, Colvin signed as an undrafted free agent with the LA Rams in 2016.

A native of Joliet, Ill., Colvin was a two-time all-state football player at Minooka High School.



## Jerry DiMinno

**Graduate Assistant**

Jerry DiMinno is in his second season as a graduate assistant coach for UT. He will work primarily with the quarterbacks.

A native of Canton, Ohio, DiMinno graduated from the University of Toledo in 2017 with a degree in sports administration. He served as a student assistant with the Rockets from 2013-17, working with the quarterbacks from 2013-16 and the wide receivers in 2017.

DiMinno was a two-year letterwinner at wide receiver at Canton South High School, where he graduated in 2013.



## Josh Hendershot

**Graduate Assistant - Offense**

Josh Hendershot is in his second season as a graduate assistant with the Rockets. He works primarily with the offensive line.

Hendershot was a four-year letterwinner for Toledo as an offensive lineman from 2011-14. He started 38 consecutive games for the Rockets and earned second-team All-MAC honors as a senior.

A native of Newark, Ohio, Hendershot graduated from Newark Catholic High School in 2010. He earned all-state honors as a senior and was the Region II Player of the Year. Hendershot earned his bachelor's degree in criminal justice from UT in 2014. He returned to his high school alma mater to become the offensive line coach/co-offensive coordinator in 2015 and 2016.



## Daniel Johnson

**Graduate Assistant - Strength and Conditioning**

Daniel B. Johnson is in his first season as a strength and conditioning graduate assistant with the Rockets. He comes to Toledo from Mississippi State, where he served as a strength and conditioning intern in the football program this past season.

Johnson earned his bachelor's degree from Mississippi State in 2018. A native of Memphis, Tenn., Johnson was a four-year letterwinner in football and track at Independence High School. He went on to play football at Itawamba (MS) Community College, where he earned all-state and all-region honors at linebacker. He went on to play at Faulkner (AL) University where he was a team captain and earned first-team all-league honors.





## James King

**Graduate Assistant - Strength and Conditioning**

James King is in his second season as a strength and conditioning graduate assistant with the Rockets. He previously served as an intern with the Ohio State strength and conditioning program in 2016.

King graduated from Lake Catholic High School in Mentor, Ohio in 2011. He earned three letters in football and four in wrestling at Lake Catholic. King played college football at John Carroll, where he earned All-OAC honors at linebacker in 2014. He earned his bachelor's degree in exercise science from John Carroll in 2015.



## Josh Robinson

**Quality Control - Special Teams**

Josh Robinson is in his first season as a quality control coach with the Rockets. He will work with the special teams.

Robinson comes to UT after spending the 2017 season as an offensive graduate assistant at Ole Miss in 2017. He spent the spring of 2017 as a quality control coach at Louisiana-Monroe.

Robinson was born in Raleigh, N.C. and grew up in Belleville, Texas. He earned his bachelor's degree in kinesiology at Sam Houston State in 2016. He served as a student assistant coach from 2013-16 at Sam Houston.



## Steve Mathie

**Graduate Assistant - Video**

Steve Mathie is in his first season as a video graduate assistant with the Rockets.

A native of Canton, Ohio, Mathie graduated from Findlay in 2017 with a degree in communications. He was a four-time letterwinner at Findlay as an offensive lineman.



## Trent Voss

**Graduate Assistant - Defense**

Trent Voss is in his second season as a graduate assistant with the Rockets. He works primarily with the defense.

Voss played linebacker and defensive end for Toledo from 2012-15, and was a team captain as a senior in 2015. He was a three-year starter, earning third-team All-MAC honors as a senior. He had four tackles for loss and was named the Defensive MVP at the 2015 GoDaddy Bowl.

A native of East Grand Rapids, Mich., Voss was a first-team all-state player at East Grand Rapids high School.

Voss earned his bachelor's degree in interdisciplinary studies from UT in 2016.



# Football Families



**The Candle Family: Nicole, Avery, Jason.**



**The Barta Family: Kristy and Adam.**



**The Beard Family: Kevin, Justin, Nikki, Moriah and Kevin Jr.**



**The Bellamy Family: Mike Bellamy III, Jr., Tanya, McKoy, McKenna, Mike Bellamy II.**



**The Bichey Family: Brad, Jaxson and Shayna.**



**The Ciccone Family: Tessa and Ricky.**



**The Discher Family: Erin, Sydney, Robby, Connor.**





# Football Families



The Dixon Family: Rylee, Robin, Charlee, Kerry II and Kerry III.



The George Family (from left): , Maren, Jasa, Brian and A.J.



The Poteat Family: Ariana, Jasmine, Tre, Hank, Sierra.



The Ward family: Mike, Addison, Michaela and Jody.



The Watson Family: Sydney, Tripp, Wyatt, Colbi, Ross and Lexi.



The Wright Family: Jake, Brian, Joseph, Laura and Marielle.





Sophomore running back Shakif Seymour

# 2018 Rocket Profiles





## Tycen Anderson

15

Defensive Back • 6-2 • 196 • So.  
Toledo, Ohio • St. John's Jesuit HS

### 2017

Played in 14 games as a backup defensive back...30 tackles and four pass breakups as a true freshman...Recorded three pass breakups vs. Ball State...Season-high six tackles and an interception at Ohio... Had five tackles against Bowling Green...Five tackles in Dollar General Bowl vs. Appalachian State.

### HIGH SCHOOL

Three-star recruit by Scout.com...14 interceptions in three seasons at Toledo St. John's...Earned first-team all-conference, first-team all-district and first-team all-state honors as a senior...Five interceptions, 40 tackles and six blocked kicks...As a junior, had five interceptions, 30 tackles and blocked five kicks...Earned first-team all-conference...Four interceptions and 15 tackles as a sophomore...Also participated in basketball and track & field...Took third in the state in the long jump as a junior...Joined in the Rockets' 2017 recruiting class by teammate Mitchell Berg...High school coach was Doug Pearson.

### PERSONAL

Full name is Tycen William Anderson...Parents are William and Sandra Anderson...Has an older brother, William, and two younger sisters Tyonna and Janya...Business major.



### Tycen Anderson's Career Statistics

Year	G/S	UT	AT	TT	TFL	Sack	FF	Int	BrUp	QBH
2017	14/0	19	11	30	1.5	0	0	1	4	0
<b>TOTALS</b>	<b>14/0</b>	<b>19</b>	<b>11</b>	<b>30</b>	<b>1.5</b>	<b>0</b>	<b>0</b>	<b>1</b>	<b>4</b>	<b>0</b>

#### CAREER GAME HIGHS

Tackles: 6 (Ohio, 11-8-17)



## Obi Anunike

7

Defensive End • 6-4 • 242 • Fr. (R)  
Lewis Center, Ohio • Olentangy HS

### 2017

Sat out season as a redshirt.

### HIGH SCHOOL

Graduated in 2016...Entered UT as a grayshirt in January of 2017...Earned second-team all-conference and honorable mention all-district honors as a senior at wide receiver...Caught 65 passes for 850 yards and 11 TDs...Named honorable mention all-conference as a junior...Played basketball and ran track in high school...Rated as a three-star recruit by Scout.com, Rivals and 247Sports...High school coach was Mark Solis.

### PERSONAL

Full name is Obiora David Anunike...Name is pronounced OH-bee AHN-uh-NEE-kay...Parents are Emmanuel and Oby Anunike...Brother Kenny Anunike played defensive end for the Denver Broncos...Sister Adaora ran track at Miami (Ohio)...Sister Ganiru played volleyball at Case Western...Business major.



## Kelvin Ateman

61

Offensive Lineman • 6-6 • 305 • Fr. (R)  
Detroit, Mich. • Cass Tech HS

### 2017

Sat out season as redshirt.

### HIGH SCHOOL

Three-star offensive lineman by Scout.com and 247 Sports...Earned all-city and all-state honors as a senior at Detroit Cass Tech...Three-year letterwinner...Same high school as current Rocket Edrick Mathews, and former Rockets Kishon Wilcher and DeJuan Rogers...Helped lead Cass Tech to the 2016 Division I state title...High school coach was Thomas Wilcher.

### PERSONAL

Full name is Kelvin Bernard Ateman Jr....Parents are Kelvin Ateman Sr. and Angela Ateman...Has one sister, Najah...Communications major.



## Yazeed Atariwa

78

Offensive Lineman • 6-4 • 315 • Sr.  
Sterling, Va. • Dominion HS

### 2018

Sat out spring ball following surgery last fall...Status for 2018 season has not yet been determined.

### 2017

Starter at left guard in first four games before an injury ended his season.

### 2016

Played in nine games on both offensive and defensive lines...Started at right guard vs. Akron on Nov. 2...Pressed into duty on defensive line in final four games of the season, making four tackles.

### 2015

Played in three games in a backup role.

### 2014

Sat out season as a redshirt.

### HIGH SCHOOL

Totaled 76 tackles and 10 sacks as a senior, earning first-team all-conference and second-team all-region honors at defensive tackle...As a junior, he made all-district...Also played basketball and participated in track & field...High school coach was Karl Buckwalter.

### PERSONAL

Full name is Yazeed Rabiou Atariwa...Parents are Rabiou and Christine Atariwa...Has a younger brother, Adeeb, and a younger sister, Brook...Marketing major.



## Cameron Bell

58

Offensive Lineman • 6-8 • 340 • Jr.  
Sagamore Hills, Ohio • Nordon HS

### 2017

Played in 11 games as a reserve at right tackle.

### 2016

Played in two games as a reserve on the offensive line.

### 2015

Sat out season as a redshirt.

### HIGH SCHOOL

Ranked as a three-star prospect by [ESPN.com](http://ESPN.com), [Rivals.com](http://Rivals.com) and [24/7Sports.com](http://24/7Sports.com)...Named All-Ohio, all-district and all-league in his senior season...Honorable mention all-state, second-team all-district and second-team all-league honoree as a junior...As a sophomore, was named first-team all-district, as well as an honorable mention all-state and all-conference...High school coach was Jeff Fox.

### PERSONAL

Full name is Cameron Robert Bell...Parents are Andrew and Kim Bell...Has one brother, Doug...History major.







## Mitchell Berg

68

Offensive Lineman • 6-6 • 305 • Fr. (R)  
Maumee, Ohio • St. John's Jesuit HS

### 2017

Sat out season as redshirt.

### HIGH SCHOOL

Three-star recruit by Scout.com, 247 Sports and ESPN...Earned first-team All-Toledo Blade, first-team all-district and first-team all-state as a senior...Three-year letterwinner...Joined in the Rockets' 2017 recruiting class by teammate Tycen Anderson... High school coach was Doug Pearson.

### PERSONAL

Full name is Mitchell Berg...Parents are Matt and Amy Berg...Has two brothers, Chad and Jack...Business major.



## Rhett Blackman

32

Wide Receiver • 5-9 • 190 • Jr.  
Lansing, Mich. • Everett HS

### 2017

Played in six games at wide receiver, catching one pass for seven yards vs. Eastern Michigan.

### 2016

Walk-on who joined team in January of 2016...Played in two games...Did not have any receptions.

### HIGH SCHOOL

Honorable mention all-state, all-conference and all-area selection as a senior...Earned all-state in academics...High school coach was Marcelle Carruthers.

### PERSONAL

Full name is Rhett Alan Blackman...Parents are Lloyd and Monique Blackman...Father played football at Central Michigan... Has four brothers and two sisters...Majoring in psychology.



## DeDarallo Blue

21

Safety • 6-0 • 220 • Jr.  
Seffner, Fla. • Armwood HS

### 2017

Starter in 13 games at star safety...Finished the season with 36 tackles, 5.5 TFL...Career-high eight tackles and two tackles for loss, including his first career sack vs. NIU... Six tackles, 1.5 TFL, and a pass breakup in the MAC Championship Game vs. Akron.

### 2016

Played in all 13 games at safety and on special teams...Started one game in Camellia Bowl vs. Appalachian State...Tallied 26 tackles, one TFL and two pass breakups...Recorded a season-high four tackles against Central Michigan and Western Michigan...One of only four true freshmen to see playing time in 2016, and the only one to play on a regular basis.

### HIGH SCHOOL

Rated as a three-star recruit by 247Sports, Scout.com, and Rivals...Racked up 90 tackles, 28 tackles for loss and 13 sacks... High school coach was Sean Callahan.

### PERSONAL

Full name is DeDarallo Jerome Blue...Parents are DeDarallo Blue Sr. and Joy Beanford...Has two brothers and two sisters...Interdisciplinary studies major.




### DeDarallo Blue's Career Statistics

Year	G/S	UT	AT	TT	TFL	Sack	FF	Int	BrUp	QBH
2016	13/1	13	13	26	1.0	0.0	0	0	2	0
2017	14/13	16	20	36	5.5	2.0	0	0	2	0
<b>TOTALS</b>	<b>27/14</b>	<b>29</b>	<b>33</b>	<b>62</b>	<b>6.5</b>	<b>2.0</b>	<b>0</b>	<b>0</b>	<b>4</b>	<b>0</b>

#### CAREER GAME HIGHS

**Tackles:** 8 (NIU, 11-2-17)

**Tackles For Loss:** 2.0 (NIU, 11-2-17)



## Andrew Boczar

54

Defensive Lineman • 6-4 • 260 • Jr.  
Monroe, Mich. • Monroe HS

### 2017

Played in 14 games as a reserve on the defensive line, making five tackles...Season-high three tackles vs. Ball State.

### 2016

Joined team as a walk-on in January of 2016.

### HIGH SCHOOL

All-conference as a senior...Twice made all-state in track & field... High school coach was Eric Redmond.

### PERSONAL

Full name is Andrew John Boczar...Parents are Michael and Mary Kay Boczar...Has a younger brother, Nicholas...Marketing major.



### Andrew Boczar's Career Statistics

Year	G/S	UT	AT	TT	TFL	Sack	FF	Int	BrUp	QBH
2017	14/0	2	3	5	0	0	0	0	0	0
<b>TOTALS</b>	<b>14/0</b>	<b>2</b>	<b>3</b>	<b>5</b>	<b>0</b>	<b>0</b>	<b>0</b>	<b>0</b>	<b>0</b>	<b>0</b>

#### CAREER GAME HIGHS

Tackles: 3 (Ball State, 10-26-17)



## Tyrone Chambers

98

Defensive Lineman • 6-5 • 340 • So.  
Cleveland, Ohio • Lyndhurst Brush HS

### 2017

Played in four games, making seven tackles...Season-high six tackles vs. Ball State.

### HIGH SCHOOL

Three-star recruit by 247 Sports, Scout.com, Rivals and ESPN... Earned first-team all-district and special mention all-state honors in both his junior and senior seasons...52 tackles and nine sacks as a senior...34 tackles and seven sacks as a junior...High school coach was Jeff Fink.

### PERSONAL

Communications major.




### Tyrone Chambers' Career Statistics

Year	G/S	UT	AT	TT	TFL	Sack	FF	Int	BrUp	QBH
2017	6/0	1	6	7	0.5	0	0	0	0	0
<b>TOTALS</b>	<b>6/0</b>	<b>1</b>	<b>6</b>	<b>7</b>	<b>0.5</b>	<b>0</b>	<b>0</b>	<b>0</b>	<b>0</b>	<b>0</b>

#### CAREER GAME HIGHS

Tackles: 6 (Ball State, 10-26-17)





## Nate Childress

93

Defensive Lineman • 6-3 • 292 • Jr.  
Rossford, Ohio • Rossford HS

### 2017

Started 11 games at defensive tackle...Became starter on Oct. 7 vs. EMU and never left the starting lineup...Career-best six tackles at Ohio...Two tackles, including a sack, as well as a blocked field goal in the MAC Championship Game vs. Akron...Four tackles vs. Elon...Four tackles and a fumble recovery at Nevada.

### 2016

Played in 12 games, making eight tackles...Three tackles vs. Akron.

### 2015

Sat out season as a redshirt.

### HIGH SCHOOL

Three-time letterwinner in football, earning second-team all-league as a junior...Regional champion in the shot put and earned all-league honors in the discus...Also played on the basketball team...High school coach was Todd Drusback.

### PERSONAL

Full name is Nathan William Childress...Parents are Del Childress and Tracy Edwards...Has one brother, Levon...Marketing major.



### Nate Childress' Career Statistics

Year	G/S	UT	AT	TT	TFL	Sack	FF	Int	BrUp	QBH
2015	DNP-Redshirt									
2016	12/0	3	5	8	0.0	0	0	0	0	0
2017	14/11	5	24	29	2.0	1.0	0	0	0	0
<b>Totals</b>	<b>26/11</b>	<b>8</b>	<b>29</b>	<b>37</b>	<b>2.0</b>	<b>1.0</b>	<b>0</b>	<b>0</b>	<b>0</b>	<b>0</b>

#### CAREER GAME HIGHS

**Tackles:** 6 (Ohio, 11-8-17)



## Justin Clark

24

Cornerback • 5-11 • 177 • So.  
West Bloomfield, Mich. • West Bloomfield HS

### 2017

Played in all 14 games as a backup cornerback...32 tackles and two interceptions...Two tackles and a pass breakup in the MAC Championship Game vs. Akron...Four tackles and an interception at CMU...One tackle, one interception and a breakup vs. Akron...Season-high five tackles vs. NIU...Three tackles at Ball State.

### 2016

Sat out season as a redshirt.

### HIGH SCHOOL

Had 50 tackles, two interceptions, 10 pass breakups and two sacks as a senior...Earned all-conference, all-county and all-metro honors...As a junior, Clark had 40 tackles, one interception and seven breakups...High school coach was Ron Bellamy.

### PERSONAL

Full name is Justin Maurice Clark...Has three brothers, Joshua, Jeremiah, and Andrea...Business major.



### Justin Clark's Career Statistics

Year	G/S	UT	AT	TT	TFL	Sack	FF	Int	BrUp	QBH
2016	DNP-Redshirt									
2017	14/0	23	9	32	0.0	0.0	0	2	5	0
<b>Totals</b>	<b>14/0</b>	<b>23</b>	<b>9</b>	<b>32</b>	<b>0.0</b>	<b>0.0</b>	<b>0</b>	<b>2</b>	<b>5</b>	<b>0</b>

#### CAREER GAME HIGHS

**Tackles:** 5 (Northern Illinois, 11-2-17)



## Darius Corbett

88

Wide Receiver • 6-1 • 175 • Fr. (R)  
Tampa, Fla. • Catholic HS

### 2017

Sat out season as a redshirt.

### HIGH SCHOOL

Caught 104 passes for 1,945 yards in four seasons at Tampa Catholic High School...Caught 38 passes for 595 yards as a senior, 34 for 825 yards as a junior, 22 for 450 yards as a sophomore and 10 for 75 yards as a freshman...High school coach was Mike Greg.

### PERSONAL

Full name is Darius Navarra Corbett...Mother is Zavia Rodgers...Criminal justice major.



## Chandler Cotterman

56

Offensive Lineman • 6-3 • 295 • Jr.  
Anna, Ohio • Anna HS

### 2017

Started first three games at right guard...Injured in the Tulsa game on Sept. 16...Missed the remainder of the season.

### 2016

Played in four games as a reserve on the offensive line.

### 2015

Sat out season as a redshirt.

### HIGH SCHOOL

Three-star prospect, according to ESPN.com and 24/7Sports.com...Named first-team all-conference, Southwest District and All-Ohio in his senior season...As a junior, he earned second-team all-conference honors on both offense and defense, and second-team Southwest District accolades...Named second-team all-conference on defense as a sophomore...High school coach was Brian Rioch.

### PERSONAL

Full name is Chandler O. Cotterman...His parents are Matthew and Christina Cotterman...Marketing major.



## AJ Crider

35

Linebacker • 6-1 • 223 • Fr. (R)  
Clinton, Pa. • Hookstown South Side HS

### 2017

Sat out season as a redshirt.

### HIGH SCHOOL

All-conference at linebacker and running back as a senior...Rushed for 1,400 yards and 14 touchdowns, and added 57 tackles and eight sacks...All-conference at linebacker as a junior with 71 tackles and 11 sacks...Rushed for 700 yards and seven TDs...High school coach was Luke Travelpiece.

### PERSONAL

Full name is Anthony Hayes Crider...Parents are Anthony Crider and Amy Dorsey...Has three brothers, Terrence, Alex, and Jaelen and one sister, Ayana...Visual arts major.



## Andrew Davis

8

Wide Receiver • 6-4 • 215 • Sr.  
St. Petersburg, Fla. • Lakewood HS

### 2017

Had off-season surgery that sidelined him for the entire season.

### 2016

Did not see game action.

### 2015

Played in six games in a backup role...Caught two passes for 30 yards.

### 2014

Sat out season as a redshirt.

### HIGH SCHOOL

Caught 30 passes for 500 yards and three touchdowns as a senior...Named to Piniellas County All-Star Game...Went to same high school as former two-time Rocket All-MAC receiver Bernard Reedy...High school coach was Cory Moore.

### PERSONAL

Full name is Andrew W. Davis...Parents are Anthony and Nicole Davis...Has two younger brothers, Adrian and Isaiah...Interdisciplinary studies major.





## Erik Davis

43

Linebacker • 6-2 • 202 • Jr.  
Rossford, Ohio • Rossford HS

### 2017

Played in two games as a reserve linebacker, making three tackles.

### 2016


Did not see game action.

### HIGH SCHOOL

Had 244 carries for 1,791 yards and 20 touchdowns his senior year...Also had 35 receptions for 748 yards and four touchdowns...Had 77 tackles and two interceptions...Earned the following as a senior: second team all-state RB, first-team all-district RB, first-team All-NBC RB/LB, NBC Player of the Year, and Rossford Record Athlete of the Week...Participated in North-South All-Star Game...Part of Wistert Chapter High School Hall of Fame...Was second-team All-NBC RB/DB as a junior...Recorded 161 carries for 888 yards and 15 touchdowns, 28 receptions for 454 yards and three touchdowns, and 98 tackles with four interceptions as a junior...High school coach was Todd Drusback.

### PERSONAL

Full name is Erik Kenneth Davis...Parents are James and Erica Davis...Has one brother, James, and one sister, Emma...Professional sales major.



## LaMarr Davis

90

Defensive Tackle • 6-1 • 307 • Jr.  
Garfield Heights, Ohio • Benedictine HS

### 2017

Played in one game vs. BGSU, making one tackle.

### 2016

Played in three games, making three tackles.

### 2015

Sat out season as a redshirt.

### HIGH SCHOOL

Named first-team all-conference and second-team All-Northeast Ohio as a senior...Recipient of the Team Captain Award his senior season...Named first-team all-conference as a junior...Head coach was Joe Schaefer.

### PERSONAL

Full name is LaMarr Allen Davis Jr...His parents are LaMarr Davis Sr. and Eleanora Davis...Criminal justice major.



## Luke Doerger

65

Offensive Lineman • 6-3 • 285 • So.  
Cincinnati, Ohio • La Salle HS

### 2017

Played in five games as a reserve offensive lineman.

### 2016

Sat out season as a redshirt.

### HIGH SCHOOL

Four-time, first-team all-conference offensive lineman and a three-star prospect, according to Scout.com...As a senior, Doerger earned first-team all-city and second-team All-Tri-State honors, helping lead team to the Division II state championship...Earned second-team all-city, second-team All-Tri-State and second team all-region honors as a junior...The Lancers also won state title in Doerger's junior year...Second-team all-city, second-team All-Tri-State selection as a sophomore...As a freshman, he was honorable mention all-city...First-team academic all-state pick and National Merit semifinalist...Received invitations to play football at six Ivy League schools and two military academies...Participated on the track & field team, earning first-team all-league honors in the discus and qualifying for the regionals as a junior...His high school coach was Jim Hilvert.

### PERSONAL

Full name is Luke Thomas Doerger...Parents are Thomas and Jennifer Doerger...Has one sister, Katie, and one brother, Anthony...Father played at Notre Dame and is the offensive line coach at La Salle...Uncle Jerry Doerger played at Wisconsin and in the NFL with Chicago...Mechanical engineering major.



## Devonte' Dunn

53

Defensive Lineman • 6-2 • 280 • Fr. (R)  
Plainfield, Ill. • Nazareth Academy HS

### 2017

Sat out season as a redshirt.

### HIGH SCHOOL

Three-star recruit by Scout.com, 247 Sports and ESPN...Had 40 tackles and three sacks as a senior...As a junior, had 50 tackles and three sacks...Had 60 tackles and 10 sacks as a sophomore...High school coach was Tim Ricki.

### PERSONAL

Full name is Devonte' Frank Dunn...Parents are Kevin and Melinda Dunn...Has two sisters, Noelani and Angel...Business major.



## Jordan Fisher

2

Linebacker • 6-3 • 238 • Jr.  
Leesburg, Va. • Tuscarora HS

### 2018

Moved to linebacker during spring practice.

### 2017

Started every game at tight end, tallying 20 receptions for 295 yards...One reception for 25 yards at Nevada...Three receptions for 25 yards vs. EMU...Two receptions for 14 yards at CMU...Two receptions for 37 yards vs. Akron...Six receptions for 102 yards vs. NIU...Two receptions for 27 yards at BGSU...Two receptions for 36 yards vs. WMU.



### 2016

Played in eight games...Did not catch any passes.

### 2015

Sat out season as a redshirt.

### HIGH SCHOOL

Named three-star prospect by [ESPN.com](http://ESPN.com)...Recorded 26 receptions for 404 yards and five touchdowns as a senior season...Named first-team all-state, first-team all-region and first-team all-conference on defense...Second-team all-conference at wide receiver...Totalled 38 receptions for 495 yards and six touchdowns in his junior season and was named second-team all-conference at wide receiver...As a sophomore, he recorded 25 receptions for 341 yards and two touchdowns...Also played basketball for Tuscarora...High school coach was Michael Burnett.

### PERSONAL

Full name is Jordan Constantine Fisher...Parents are Adrian Fisher and Alvin T. Daniels...Communication major.

### Jordan Fisher's Career Statistics

Year	G/S	Rec.	Yds.	Avg.	TD	LP
2015						DNP-Redshirt
2016	8/0	0	0	0	0	
2017	14/14	20	295	14.8	0	30- NIU
<b>Totals</b>	<b>22/14</b>	<b>20</b>	<b>295</b>	<b>14.8</b>	<b>0</b>	<b>30- NIU</b>

#### CAREER GAME HIGHS

**Receptions:** 6 (NIU, 11-02-17)

**Receiving Yards:** 102 (NIU, 11-02-17)

**Long Reception:** 30 (NIU, 11-02-17)



## Josh Fenn

64

Left Tackle • 6-4 • 320 • So.  
Lorain, Ohio • Lorain HS

### 2017

Did not see game action.

### HIGH SCHOOL

Earned first-team all-conference his senior year.

### PERSONAL

Full name is Joshua Lewis Fenn...Parents are Solomon Fenn and Linda Cahl... Has one brother, Solomon Fenn II...Criminal justice major.




## Bailey Flint

49

Punter • 6-4 • 226 • So.  
Melbourne, Australia • Layton Christian Academy

### 2017

Appeared in all 14 games, punting 47 times for an average of 38.0 yards...Had 19 punts land inside the 20-yard line and three 50-plus yard punts...Season-long punt of 57 yards against Ball State...Also had a 53-yard punt against Tulsa...Had season-high three punts land inside the 20 on three occasions: Miami (Fla.), Central Michigan, and Ball State...Two of his three punts in the MAC Championship Game pinned Akron inside the 20-yard line.



### HIGH SCHOOL

Attended Layton Christian Academy...High school coach was Doyle Holt.

### PERSONAL

Full name is Bailey Robert Flint...Parents are Rachel Perry and Douglas Flint...Has one brother and two sisters...Media communication major.

### Bailey Flint's Career Statistics

Year	G	No.	Yds	Avg.	Long	TB	FC	I20	Blk
2017	13	47	1788	38.0	57	4	20	19	0
<b>Totals</b>	<b>13</b>	<b>47</b>	<b>1788</b>	<b>38.0</b>	<b>57</b>	<b>4</b>	<b>20</b>	<b>19</b>	<b>0</b>

#### CAREER GAME HIGHS

**Long Punt:** 57 (Ball State, 10-26-17)





## Zachary Ford

38

Defensive Back • 6-3 • 194 • Fr. (R)  
Cleveland, Ohio • Cleveland Heights HS

### 2017

Sat out season as a redshirt.

### HIGH SCHOOL

First-team all-conference and honorable mention all-state as a senior...53 tackles, four interceptions and six breakups...Also had 26 receptions for 506 yards and five TDs...49 tackles, one interception and six breakups as a junior...High school coach was Jeff Rotsky.

### PERSONAL

Full name is Zachary Roy Ford...Parents are Brian Ford and Sharnesia Lockett...Has two brothers and two sisters...Business major.



## Nate Givhan

48

Defensive Lineman • 6-4 • 237 • Fr. (R)  
Montgomery, Ala. • Carver HS

### 2017

Sat out season as a redshirt.

### HIGH SCHOOL

Had 72 tackles and 13 sacks as a senior...Played basketball and averaged 14 points and 10 rebounds as a junior...Joined in the Rockets' 2017 recruiting class by teammate Jamal Turner...High school coach was Billy Gresham.

### PERSONAL

Full name is Nathan Devon Givhan...Mother is Dilsie Givhan...Has an older brother, Antonio...Business major.



## Reggie Gilliam

29

Tight End • 6-0 • 240 • Jr.  
Columbus, Ohio • Westland HS

### 2017

Played in all 14 games as a reserve tight end, catching three passes...Carried the ball twice, including a one-yard TD vs. Elon...Blocked two punts: one at Nevada and one at Ball State.

### 2016

Played in one game....Joined team in January of 2016.

### HIGH SCHOOL

First-team all-conference, team MVP, and team captain awards as a senior...Rushed for 565 yards and eight TDs on 87 attempts...Also had 18 receptions for 280 yards and three scores...Honorable mention all-conference as a junior...High school coach was Kyle Goebbel.

### PERSONAL

Full name is Reggie Trayvon Gilliam...Parents are Reginald and Linda Gilliam...Father is in the U.S. Army...Has two brothers...Interdisciplinary studies major.



### Reggie Gilliam's Career Statistics

Year	G/S	Rec.	Yds.	Avg.	TD	LP
2016	1/0	0	0	0	0	NA
2017	14/0	3	30	10.0	0	13-Akron
<b>Totals</b>	<b>15/0</b>	<b>3</b>	<b>30</b>	<b>10.0</b>	<b>0</b>	<b>13-Akron</b>

#### CAREER GAME HIGHS

**Receptions:** 1 (Three times)

**Long Reception:** 13 (Akron, 10-21-17)



## Chris Green

51

Defensive End • 6-0 • 248 • Jr.  
Toledo, Ohio • Central Catholic HS

### 2017

Played six games at defensive end, making five tackles.

### 2016

Did not see game action.

### 2015

Sat out season as a redshirt.

### HIGH SCHOOL

Rated a four-star prospect by [24/7Sports](#) and a three-star prospect by [ESPN.com](#)...As a junior, had 110 tackles, seven sacks and 14 tackles for loss...Named second-team all-state and all-district...Made the *Toledo Blade* all-area team...Named the conference defensive player of the year as a junior...Sectional and district wrestling champion...High school coach was Greg Dempsey.

### PERSONAL

Full name is Christopher Jontel Norwood...Known in high school as Chris Green and is returning to the use of that last name this season...Parents are Jason Phillips and Shareese Norwood...Has three sisters, Cynthia, Diamond, and Unique...Communication major.



### Chris Norwood's Career Statistics

Year	G/S	UT	AT	TT	TFL	Sack	FF	Int	BrUp	QBH
2015										
2016	0/0	0	0	0	0	0	0	0	0	0
2017	6/0	4	1	5	1.5	0	0	0	0	0
<b>Totals</b>	<b>6/0</b>	<b>4</b>	<b>1</b>	<b>5</b>	<b>1.5</b>	<b>0</b>	<b>0</b>	<b>0</b>	<b>0</b>	<b>0</b>

### CAREER GAME HIGHS

**Tackles:** 2 (Twice, last vs. EMU, 10-7-17)



## Mitchell Guadagni

6

Quarterback • 6-2 • 210 • Jr.  
Hudson, Ohio • Hudson HS

### 2017

Played in 10 games in reserve action at quarterback...Completed 1-of-6 passes for 16 yards...Rushed for 76 yards on eight carries, including a 16-yard scamper vs. Ball State.

### 2016

Did not see game action.

### 2015

Sat out season as a redshirt.

### HIGH SCHOOL

Three-star prospect, according to [247Sports](#)...Threw for 2,585 passing yards and 37 touchdowns while completing 60 percent of his passes...Also rushed for 1,056 yards and eight touchdowns...Named Fox News Friday Night Lights Player of the Year, AP Northeast Ohio Offensive Player of the Year, AP Division 1 All-Ohio Player of the Year and *Akron Beacon Journal* Player of the Year...Named AP Northeast Ohio first-team all-district, AP Division 1 first-team All-Ohio and second-team *Cleveland Plain Dealer* All Stars...Invited to the All-Ohio North/South Football All Star Game and the Ohio vs. Michigan Border Classic Football Game...In his junior season, he threw for 2,027 passing yards and 22 touchdowns, completing 63 percent of his passes...Rushed for 933 yards and seven touchdowns...Awarded the Northeastern Ohio Chapter of the National Football League and College Hall of Fame Scholar Athlete Award...Team captain and first-team all-conference in basketball as a junior...High school coach was Ron Wright.

### PERSONAL

Full name is Mitchell Ronald Guadagni...Parents are Mark and Jennifer Guadagni...Has one sister, Felicia...Marketing major.







## Bryce Harris

72

Offensive Lineman • 6-3 • 285 • So.  
Akron, Ohio • Firestone HS

### 2017

Played in all 14 games and started 11 on the offensive line at three different positions: right guard (6), center (4) and left guard (1)....Part of an offense that ranked first in the MAC in total offense (483.9), second in passing offense (279.9), second in scoring (36.4), and third in rushing offense (204.0).

### 2016

Played in 11 games on offensive line, starting six times at center... Part of a unit that allowed just 14 sacks, which ranked 11th in the country and third in MAC...Rocket offense led the MAC in total offense (517.8) and passing offense (322.8)...UT also ranked seventh in nation in total offense, 10th in passing offense.

### 2015

Sat out season as a redshirt.

### HIGH SCHOOL

Ranked as a three-star prospect by [ESPN.com](http://ESPN.com)...Named all-district, all-city and academic all-city in his senior season...Received team leadership award...Named team's best offensive lineman and awarded all-city honors in junior and senior seasons...Named academic all-city as a sophomore...Member of the City Series champion boys track and field team as a thrower... High school coach was Tim Flossie.

### PERSONAL

Full name is Bryce A. Harris...Parents are Jerry and Rosita Harris...Has one brother, Blake, and one sister, Anesa...Psychology major.



## Kedonis Haslem

69

Offensive Lineman • 6-3 • 287 • Fr. (R)  
Miami, Florida • St. Thomas Aquinas

### 2017


Sat out season as a redshirt.

### HIGH SCHOOL

Three-star recruit by Scout.com, Rivals, ESPN and 247 Sports... Helped lead St. Thomas Aquinas to the Florida 7A State Championship in 2016...High school coach was Roger Harriott.

### PERSONAL

Full name is Kedonis Haslem...Mother is Barbara Wooten...Father is former NBA player Udonis Haslem...Media communications major.



## Brandon Heidecker

57

Offensive Lineman • 6-6 • 315 • Jr.  
Columbia Station, Ohio • Columbia HS

### 2017

Played in six games, starting five at right guard before an injury ended his season.

### 2016

Did not see game action.

### 2015

Sat out season as a redshirt.

### HIGH SCHOOL

Three-star prospect, according to [ESPN.com](http://ESPN.com)...Named first-team all-state, first-team all-conference and first-team all-county... Offensive MVP for his conference and the MVP for the county as a lineman...Named the Division 5 player of the year for the county...Recorded one rushing touchdown his senior season... Named second-team All-Ohio, first-team all-county, first-team all-conference and first-team Northeast Lakes District in his junior year... High school coach was Jason Ward.

### PERSONAL

Full name is Brandon Tyler Heidecker...Parents are Chad and Melinda Heidecker...Has one sister, McKenna...Interdisciplinary studies major.



## Ka'dar Hollman

13

Cornerback • 6-0 • 192 • Sr.  
Burlington, N.J. • Burlington Township HS

### 2017

Starter in all 14 games at cornerback...35 tackles and seven pass breakups...Season-high five tackles vs. EMU...Three tackles, two PBUs, and his first career interception against Western Michigan...Two tackles, two pass breakups in the MAC Championship Game vs. Akron.



### 2016

Played in all 13 games at cornerback, starting eight...Tallied 33 tackles and eight pass breakups...Career-high six tackles in season opener at Arkansas State...Broke up two passes on three occasions.

### 2015

Participated in two games...Recorded two tackles against Eastern Michigan.

### PREP SCHOOL

Attended Milford Academy in New Berlin, N.Y...Had 26 tackles, four interceptions and six pass breakups.

### HIGH SCHOOL

Named all-county and all-conference in junior and senior seasons...22 receptions for 720 yards as a senior...Had 250 yards rushing as a senior...62 tackles, one interception and seven pass breakups as a senior...50 tackles, one interception, eight pass breakups and 400 yards in kickoff returns as a junior.

### PERSONAL

Full name is Ka'dar Chaz Hollman...Parents are Harvey and Toby Hollman...Communication major.

### Ka'dar Hollman's Career Statistics

Year	G/S	UT	AT	TT	TFL	Sack	FF	Int	BrUp	QBH
2015	2/0	1	2	3	0	0	0	0	0	0
2016	13/8	25	8	33	0	0	0	0	8	0
2017	14/14	26	9	35	0	0	0	1	7	0
<b>Totals</b>	<b>29/22</b>	<b>52</b>	<b>19</b>	<b>71</b>	<b>0</b>	<b>0</b>	<b>0</b>	<b>1</b>	<b>15</b>	<b>0</b>

#### CAREER GAME HIGHS

**Tackles:** 6 (Arkansas State, 9-2-16)

**Pass Breakups:** 2 (4 times, last vs. Akron, 12-2-17)



## David Hood

96

Defensive Tackle • 6-1 • 281 • So.  
Miami Gardens, Fla. • Miami Carol City HS

### 2017

Played in eight games as a reserve at defensive tackle, making six tackles and 1.5 tackles for loss.

### 2016

Sat out season as a redshirt.

### HIGH SCHOOL

Earned team MVP and second-team all-state (6A) honors as a senior...As a junior, racked up 88 tackles and 15 tackles for loss, earning most improved honors for the Chiefs...*Miami Herald* ranked him as the No. 35 recruit out of Dade County, the third-highest rated MAC signee from the county behind fellow Rocket signees Desmond Phillips and Keelen Roberts, a Carol City teammate...High school coach was Aubrey Hill.

### PERSONAL

Full name is David Allen Hood...Parents are Octavis Jackson and Lakisha Meke... Has one sister...Communication major.



### David Hood's Career Statistics

Year	G/S	UT	AT	TT	TFL	Sack	FF	Int	BrUp	QBH
2016										
2017	8/0	1	5	6	1.5	0	0	0	0	0
<b>Totals</b>	<b>8/0</b>	<b>1</b>	<b>5</b>	<b>6</b>	<b>1.5</b>	<b>0</b>	<b>0</b>	<b>0</b>	<b>0</b>	<b>0</b>

#### CAREER GAME HIGHS

**Tackles:** 2 (Twice, last vs. Ball State, 10-26-17)

**Tackles for Loss:** 2 (1.0 vs. Central Michigan, 10-14-17)





## Reggie Howard

97

Defensive Lineman • 6-3 • 285 • Sr.  
Cincinnati, Ohio • Withrow HS/Fort Scott C.C.

### 2017

Played in all 14 games as a reserve at defensive tackle, registering 18 tackles and 5.0 TFL...Season-high three tackles on three occasions: vs. Elon (Aug. 31), vs. Tulsa (Sept. 16), and vs. Eastern Michigan (Oct. 7).

### JUNIOR COLLEGE

Three-star recruit by Scout.com, Rivals and 247 Sports...Played 11 games as a sophomore, making 60 tackles, seven sacks and two forced fumbles...Junior college coach was Kale Pick.

### PERSONAL

Full name is Reginald Rashonne Howard...Mother is Mary Sehubert...Has one sister and brother...Interdisciplinary studies major.



### Reggie Howard's Career Statistics

Year	G/S	UT	AT	TT	TFL	Sack	FF	Int	BrUp	QBH
2017	14/0	9	9	18	0	0	0	0	0	0
<b>Totals</b>	<b>14/0</b>	<b>9</b>	<b>9</b>	<b>18</b>	<b>0</b>	<b>0</b>	<b>0</b>	<b>0</b>	<b>0</b>	<b>0</b>

#### CAREER GAME HIGHS

**Tackles:** 3 (Three times, last vs. Eastern Michigan, 10-7-17)



## Jon'Vea Johnson

7

Wide Receiver • 6-0 • 190 • Sr.  
Gary, Ind. • West Side HS

### 2017 BILETNIKOFF AWARD WATCH LIST 2016 SECOND-TEAM ALL-MAC

### 2017

Second on team with 42 catches for 689 yards and five touchdowns...Caught four passes for 51 yards vs. Elon...Three receptions for 37 yards vs. Nevada...Two catches for 26 yards vs. Tulsa...Five catches for 79 yards and a touchdown against Miami (Fla.)...Had two receptions for 16 yards against CMU...Led the team with five catches, 102 yards, and two touchdowns against Akron...Five catches for 66 yards against Ohio...Two catches for 56 yards and one touchdown against BGSU...Four catches for 96 yards against Western Michigan...Six catches, 103 yards, and a TD against Akron in the MAC Championship Game.

### 2016

Named second-team All-MAC...Fifth on team with 40 receptions...Third on team with 773 yards receiving...Second on team behind Cody Thompson and 14th nationally in yards per catch (19.3)...10 TD receptions was third on team, tied for 21st nationally and tied for fourth-best ever in a season at UT...Six receptions for 129 yards and one TD vs. NIU...Six receptions for 156 yards and two TDs vs. Ohio...Caught 98-yard TD vs. Bobcats, longest play from scrimmage in UT history...Set career bests in receptions (9), yards (182) and TDs (3) vs. BYU...Caught at least one pass in first 11 games.

### 2015

Played in 12 games, starting one...Eight receptions for 101 yards...Had two receptions each vs. Arkansas, Ball State and Central Michigan.

### 2014

Sat out season as redshirt.

### PERSONAL

Full name is Jon'Vea J'Qyay Johnson...Parents are Jason Johnson and Eula Veasy...Father was a wide receiver for the Denver Broncos, Pittsburgh Steelers and New Orleans Saints from 1988-91...Major is interdisciplinary studies.

### Jon'Vea Johnson's Career Statistics

Year	G/S	Rec.	Yds.	Avg.	TD	LP
2014						DNP-Redshirt
2015	12/1	8	101	9.2	0	18-CMU
2016	13/13	40	773	19.3	10	98-Ohio
2017	14/14	42	689	16.4	5	49-WMU
<b>Totals</b>	<b>39/28</b>	<b>90</b>	<b>1563</b>	<b>17.4</b>	<b>15</b>	<b>98-Ohio</b>

#### CAREER GAME HIGHS

**Receptions:** 9 (BYU, 9-30-16)

**Receiving Yards:** 182 (BYU, 9-30-16)

**Receiving TDs:** 3 (BYU, 9-30-16)

**Long Reception:** 98 (Ohio, 10-27-16)



# Diontae Johnson

3

## 2015

Played in 11 games...14 receptions for 237 yards and three TDs... Returned 32 kickoffs for an average of 22.8 yards per return.

## HIGH SCHOOL

Played wide receiver and quarterback in his prep career...Caught 35 passes for 1,017 yards and nine touchdowns as a senior wide receiver...Also scored touchdowns by kickoff returns (3), punt returns (2) and interception returns (1)...Threw for 988 yards and seven TDs as a junior QB...Also ran for 121 yards...Threw for 430 yards and three TDs as a sophomore...Made the honor roll as a senior...High school coach was Keith Chattin.

## PERSONAL

Full name is Diontae Lamarcus Johnson...Father is Leo Johnson, mother is Felicia Boyer...Interdisciplinary studies major.



Wide Receiver • 5-11 • 185 • Jr.  
Ruskin, Fla. • Lennard HS

- 2018 WALTER CAMP AWARD CANDIDATE
- 2018 BILETNIKOFF AWARD CANDIDATE
- 2018 HORNING AWARD CANDIDATE
- 2017 FIRST-TEAM ALL-MAC (WR/PR)
- 2017 SECOND-TEAM ALL-MAC (KR)

## 2018

On official watch lists for Walter Camp Player of the Year Award, Biletnikoff Award (receiver) and Horning Award (most versatile).

## 2017

Named first-team All-MAC as a wide receiver and punt returner... Named second-team All-MAC as a kickoff returner...First Rocket to make All-MAC at three positions since Eric Page in 2011...Had 74 receptions for a school-record 1,278 yards and 13 touchdowns... Also tallied 683 kickoff return yards...Averaged 148.0 all purpose yards per game, tops in the MAC and seventh in the nation... Ranked second in the MAC in receiving touchdowns and yards, third in receptions; tied for fourth in the country in receiving touchdowns...Went over 1,000-yard receiving mark in Ohio game, just the seventh Rocket to crack the 1,000-yard mark...Named to Biletnikoff Award watch list...At least four catches in eight games... Had a 99-yard kickoff return for a touchdown in the season-opener against Elon...Also had four catches for 102 yards, including a 69-yard reception vs. Elon...142 receiving yards with two touchdowns in the win over Tulsa...Had 66 receiving yards with eight receptions and two touchdowns against Miami (Fla.)...Eight catches against EMU for 97 yards... Four catches for a career-high 170 yards and two TDs at Ball State... Also returned a punt 87 yards for a touchdown against the Cardinals... Named MAC West Special Teams Player of the week following the Ball State game...Career-high 10 catches against NIU for 166 yards, including career-long 89-yard catch...Nine catches for 144 yards and a touchdown at Ohio...Had two receptions, 75 yards and one touchdown in win over BGSU... Five receptions for 61 yards and a TD against Western Michigan...Nine catches for 118 yards and two TDs in the MAC Championship Game vs. Akron...Two catches for 29 yards in the Dollar General Bowl vs. Appalachian State.

## 2016

Did not see game action due to injury...Redshirted and retained sophomore eligibility.

## Diontae Johnson's Career Statistics

Receiving Stats						
Year	G/S	Rec.	Yds.	Avg.	TD	LP
2015	11/0	14	237	16.9	3	36-CMU
2016						DNP-Redshirt
2017	14/10	74	1278	17.3	13	89-NIU
<b>Totals</b>	<b>25/10</b>	<b>88</b>	<b>1515</b>	<b>17.2</b>	<b>16</b>	<b>89-NIU</b>
Kickoff Return Stats						
Year	G/S	No.	Yds.	Avg.	TD	LP
2015	11	33	754	22.8	0	42-KSU
2016						DNP-Injured
2017	14	30	683	22.8	1	99-Elon
<b>Totals</b>	<b>25</b>	<b>63</b>	<b>1437</b>	<b>22.8</b>	<b>1</b>	<b>99-Elon</b>
Punt Return Stats						
Year	G/S	No.	Yds.	Avg.	TD	LP
2015	11	0	0	0.0	0	NA
2016						DNP-Injured
2017	14	4	102	25.5	1	87-Ball St.
<b>Totals</b>	<b>25</b>	<b>4</b>	<b>102</b>	<b>25.5</b>	<b>1</b>	<b>87-Ball St.</b>
CAREER GAME HIGHS						
<b>Receptions:</b> 10 (vs. Northern Illinois, 11-2-17)						
<b>Receiving Yards:</b> 170 (Ball State, 10-26-17)						
<b>Receiving TDs:</b> 2 (4 times, last vs. Akron, 12-2-17)						
<b>Long Reception:</b> 89 (vs. Northern Illinois, 11-2-17)						
<b>Long Kickoff Return:</b> 99 (Elon, 8-31-17)						
<b>Long Punt Return:</b> 87 (Ball State, 10-26-17)						

## TOLEDO - SEASON RECORDS

### Receiving Yards

1. **Diontae Johnson (2017)** ..... 1,278
2. **Cody Thompson (2016)** ..... 1,269
3. Lance Moore (2003) ..... 1,194
4. Lance Moore (2004) ..... 1,189
5. Eric Page (2011) ..... 1,182
6. Stephen Williams (2007) ..... 1,169
7. Eric Page (2009) ..... 1,159
8. Bernard Reedy (2012) ..... 1,113
9. Eric Page (2010) ..... 1,105
10. Stephen Williams (2009) ..... 1,065

### Touchdown Receptions

1. Michael Roberts (2016) ..... 16
2. Lance Moore (2004) ..... 14
3. **Diontae Johnson (2017)** ..... 13
4. **Cody Thompson (2016)** ..... 11
5. Eric Page (2011) ..... 10
6. **Jon'Vea Johnson (2016)** ..... 10
7. Lance Moore (2003) ..... 9
8. Don Seymour (1973) ..... 9
9. Carl Ford (2002) ..... 9
10. Bernard Reedy (2011) ..... 9





## Ronnie Jones

5

Running Back • 6-1 • 195 • Jr.  
Pittsburgh, Pa. • Central Catholic

### 2018

Moved to running back during spring practice.

### 2017

Played in 14 games as a backup safety, making 12 tackles.

### 2016

Played in 11 games as a backup safety, making five tackles... Returned a blocked punt 27 yards for a touchdown vs. Maine... Originally recruited as a running back.

### HIGH SCHOOL

First-team all-conference running back as a senior and a semi-finalist for "Mr. Football" in state of Pennsylvania...Rushed for 1,921 yards and scored 29 touchdowns, leading Central Catholic to the AAAA state championship...As a junior, rushed for 431 yards and scored eight times...Scout.com ranks Jones as a three-star recruit... High school coach was Terry Totten.

### PERSONAL

Full name is Ronnie Edward Jones... Mother is Terra Jones...One brother, Jordan...Business major.




### Ronnie Jones' Career Statistics

Year	G/S	UT	AT	TT	TFL	Sack	FF	Int	BrUp	QBH
2016	11/0	4	1	5	0	0	0	0	0	0
2017	14/0	6	6	12	0	0	0	0	0	0
<b>Totals</b>	<b>25/0</b>	<b>10</b>	<b>7</b>	<b>17</b>	<b>0</b>	<b>0</b>	<b>0</b>	<b>0</b>	<b>0</b>	<b>0</b>

### CAREER GAME HIGHS

**Tackles:** 2 (Five times, last vs. Ohio, 11-8-17)



## Sami Kassem

67

Offensive Lineman • 6-4 • 320 • Sr.  
Cincinnati, Ohio • Indian Hills HS / ASA (NY) College

### 2018

Received injury hardship waiver from the NCAA...Returns for his final year of eligibility.

### 2017

Appeared in 12 games, starting nine at left guard...Part of an offense that ranked first in the MAC in total offense (483.9), second in passing offense (279.9), second in scoring (36.4), and third in rushing offense (204.0)...Became the starting left guard on Oct. 14 against Central Michigan.

### 2016

Did not see game action.

### 2015

Sat out season as a redshirt.

### JUNIOR COLLEGE

A two-year player at ASA (N.Y.) Junior College in Brooklyn, N.Y... Named first-team All-Northeast Football Conference and third-team All-America in his sophomore year in 2014.

### HIGH SCHOOL

First-team all-conference, first-team all-area and second-team all-state selection as a senior...Also named team's best offensive player...First-team all-conference, honorable mention all-area as a junior...Also played one year of lacrosse...High school coach was Mike Theisen.

### PERSONAL

Full name is Sami Kamel Kassem...Parents are Kamel Kaseem and Sharon Sweeney...Has four sisters and one brother...Graduated spring of 2017 with a degree in criminal justice major...Currently pursuing a second bachelor's degree in business.





## DeAmonte King

12

Defensive Back • 5-11 • 186 • Fr. (R)  
Akron, Ohio • St. Vincent-St. Mary HS

### 2017

Sat out season as a redshirt.

### HIGH SCHOOL

Three-star recruit by Scout.com, Rivals, ESPN and 247 Sports.... Made the Associated Press Inland District second team on offense in Division III, catching 32 passes for 728 yards and 11 touchdowns...Standout in basketball and track... High school coach was Jim Place.

### PERSONAL

Full name is DeAmonte' J. King...Parents are Eric and Jeannette King...Has a brother Eric and a sister Erica...Business major.



## Nick Kovacs

83

Wide Receiver • 6-3 • 205 • Fr. (R)  
Springboro, Ohio • Springboro HS

### 2017

Sat out season as a redshirt.

### HIGH SCHOOL

Three-star recruit by Scout.com, 247 Sports and ESPN...Springboro High's all-time leading receiver, catching 203 passes for 2,850 yards and 37 TDs...Earned second-team all-state, first-team all-district and first-team all-conference honors as a senior with 89 receptions for 1,159 yards and 13 TDs...Conference Offensive Player of the Year...Had 78 receptions, 1,190 yards and 19 touchdowns, earning first-team all-state recognition as a junior...Made second-team all-conference with 36 passes for 501 yards and five scores as a sophomore...High school coach was Ryan Wilhite.

### PERSONAL

Full name is Nicholas David Kovacs...Parents are David and Tammy Kovacs...Has one sister, Olivia...Marketing major.



## Connor Lancia

50

Linebacker • 6-0 • 210 • Jr.  
Galloway, Ohio • Bishop Ready HS

### 2017

Played in seven games at linebacker, making six tackles...Career-high four tackles vs. Ball State.

### 2016

Played in one game vs. Maine, making one tackle.

### 2015

Sat out season as a redshirt.

### HIGH SCHOOL

Named third-team All-Ohio and first-team all-conference as a senior...Team captain as a senior...Honorable mention All-Ohio selection as a junior...High school coach was Brian Cross.

### PERSONAL

Full name is Connor Davis Lancia..Parents are Robert and Tonya Lancia...Has two brothers, Sage and Nathan, and three sisters, Brittney, Dani and Kaitlyn...Finance major.



## Woodford Lankford

63

Offensive Lineman • 6-4 • 276 • Fr. (R)  
Paris, Ky. • Lexington Catholic Central HS

### 2017

Sat out season as a redshirt.

### HIGH SCHOOL

Earned first-team all-city and first-team all-state honors as a senior...Right tackle for the Kentucky squad in the Best of the Bluegrass All-Star Game...High school coach was Mark Perry.

### PERSONAL

Full name is Woodford Bennett Van Meter Lankford...Parents are Rob and Betsy Lankford...Has one brother Trey...Business major.





## Edrick Mathews

94

Defensive Tackle • 6-3 • 303 • So.  
Detroit, Mich. • Cass Technical HS

### 2017

Played in nine games as a backup at defensive tackle, making nine tackles...Season-high four tackles vs. Ball State.

### 2016

Sat out season as a redshirt.

### HIGH SCHOOL

Earned all-state honors from *USA Today*, the *Detroit Free Press* and the *Detroit News* as a senior...Rated as a three-star recruit by *Scout.com*...Racked up 73 tackles, including 34 tackles for loss and 12 sacks...One forced fumble and broke up one pass... Comes from same high school as former Rockets Kishon Wilcher and DeJuan Rogers...High school coach was Thomas Wilcher.

### PERSONAL

Full name is Edrick Devone Mathews... Parents are Edrick and Andrea Mathews...Has two sisters, Alexis and Evyn, and two brothers, Wendell and Winston...Media communication major.



### Edrick Mathews' Career Statistics

Year	G/S	UT	AT	TT	TFL	Sack	FF	Int	BrUp	QBH
2016					DNP-Redshirt					
2017	8/0	2	7	9	0	0	0	0	0	0
<b>Totals</b>	<b>8/0</b>	<b>2</b>	<b>7</b>	<b>9</b>	<b>0</b>	<b>0</b>	<b>0</b>	<b>0</b>	<b>0</b>	<b>0</b>

#### CAREER GAME HIGHS

**Tackles:** 4 (Ball State, 10-26-17)



## Lucas Maynard

55

Defensive End • 6-3 • 248 • Jr.  
Ashville, Ohio • Teays Valley HS

### 2017

Played in eight games, making nine tackles...Career-best three tackles vs. Ball State.

### 2016

Played in three games, making one tackle.

### 2015

Sat out season as a redshirt.

### HIGH SCHOOL

First-team all-county, first-team all-conference, Academic All-Ohio as a senior...First-team all-county, first-team all-conference as a junior...Also lettered in track & field and wrestling...High school coach was Mark Weber.

### PERSONAL

Full name is Lucas Levi Maynard...Parents are John and Kelli Maynard...Has three older brothers...Brother Hunter played football at Bowling Green and Ohio Dominican.....Major is exercise science.



### Lucas Maynard's Career Statistics

Year	G/S	UT	AT	TT	TFL	Sack	FF	Int	BrUp	QBH
2015					DNP-Redshirt					
2016	3/0	1	0	1	1.0	0	0	0	0	0
2017	8/0	3	6	9	1.0	0	0	0	0	0
<b>Totals</b>	<b>11/0</b>	<b>4</b>	<b>6</b>	<b>10</b>	<b>2.0</b>	<b>0</b>	<b>0</b>	<b>0</b>	<b>0</b>	<b>0</b>

#### CAREER GAME HIGHS

**Tackles:** 3 (Ball State, 10-26-17)



## Nevone McCrimmon 34

Running Back • 5-11 • 236 • So.  
Baltimore, Md. • Mount St. Joseph HS

### 2017

Played in five games as a backup running back...Rushed for 80 yards on nine carries...81 yards on five carries vs. Ball State, including a 73-yard bolt.

### 2016

Sat out season as a redshirt...A grayshirt who was recruited in 2015 and joined the team in January of 2016.

### HIGH SCHOOL

Twice earned all-state honors and was named all-league three times at Mount St. Joseph's High School in Baltimore...Rushed for 894 yards and 15 TDs as a senior, 613 yards and 13 scores as a junior and 1,400 yards and 15 touchdowns as a sophomore...High school coach was Blake Henry.

### PERSONAL

Full name is Nevone Colby McCimmon...Parents are Nevone McCrimmon and Ebonie Wright...Communication major.



## Bryce Mitchell 80

Wide Receiver • 6-3 • 200 • So.  
Toledo, Ohio • Bowsheer HS

### 2017

Played in all 14 games as a reserve wide receiver, making three receptions...Two receptions for 29 yards vs. Akron on Oct. 21, including a 19-yard grab.

### HIGH SCHOOL

Three-star recruit by Scout.com and 247 Sports...Earned all-city and all-district honors in both junior and senior seasons...Gained 1,700 all-purpose yards and scored 17 TDs as a junior...Lettered in basketball and baseball...High school coach was Chip Strahm.

### PERSONAL

Full name is Bryce Benjamin Mitchell...Parents are Ben Mitchell and Cheryl Johnson...Has one sister, Bianca...Exploratory studies major.



## Danzel McKinley-Lewis 4

Wide Receiver • 5-10 • 190 • Jr.  
Pittsburgh, Pa. • Seton-LaSalle HS

### 2017 MAC TITLE GAME SPECIAL TEAMS MVP

### 2017

Started all 14 games at wide receiver...23 catches, 319 yards, and three touchdowns...Career-high five receptions for 46 yards at Miami (Fla.) on Sept. 23...Two catches for 25 yards against NIU...Two catches for 29 yards, including a 20-yard TD, against Western Michigan...Named Special Teams Player of the Game in the MAC Championship Game vs. Akron...Set title game record with 66 punt return yards and long punt return (48)...Caught at least one pass in 11 games...Returned 20 punts for 162 yards.



### 2016

Played in nine games, catching seven passes...First career reception was a 40-yarder vs. Arkansas State in the season opener...Season-high two catches vs. Ball State.

### 2015

Sat out season as a redshirt.

### HIGH SCHOOL

55 receptions for 743 yards and 12 touchdowns in his senior season...Named all-state and all-conference...Named to the "Fabulous 22" and the "Fabulous 22 East" teams by the *Pittsburgh Post-Gazette*...Earned all-conference honors as a junior...Comes from same high school as former Rocket quarterback Bruce Gradkowski...High school coach was Damon Rosol.

### PERSONAL

Full name is Danzel Savion McKinley-Lewis...Parents are Daniel McKinley and Sharon Lewis...Has two brothers, Darian and D.J...Communication major.

### Danzel McKinley-Lewis' Career Statistics

#### Receiving Stats

Year	G/S	Rec.	Yds.	Avg.	TD	LP
2015						DNP-Redshirt
2016	9/0	7	70	10.0	0	40-Ark. St.
2017	14/12	23	319	13.9	3	60-Tulsa
<b>Totals</b>	<b>23/12</b>	<b>30</b>	<b>389</b>	<b>13.0</b>	<b>3</b>	<b>60-Tulsa</b>

#### Punt Return Stats

Year	G/S	No.	Yds.	Avg.	TD	LP
2015						DNP-Redshirt
2016	9	2	12	6.0	0	12-Maine
2017	14	20	162	8.1	0	48-Akron (MCG)
<b>Totals</b>	<b>23</b>	<b>22</b>	<b>174</b>	<b>7.9</b>	<b>0</b>	<b>48-Akron(MCG)</b>

#### CAREER GAME HIGHS

**Receptions:** 5 (Miami (Fla.), 9-23-17)

**Receiving Yards:** 83 (Tulsa, 9-16-17)

**Long Reception:** 60 (Tulsa, 9-16-17)





## Neru N'Shaka

15

Wide Receiver • 5-11 • 185 • So.  
Miami Gardens, Fla. • Hallandale HS

### 2017

Played in four games at wide receiver, grabbing one reception at Miami.

### 2016

Sat out season as a redshirt.

### HIGH SCHOOL

Rated as a three-star wide receiver by Rivals and 247 Sports... Ranked as the No. 41 player in Broward County, the highest-rated player in the talent-rich county to commit to a Mid-American Conference school... Caught 15 passes for 450 yards and 10 touchdowns as a junior and 20 passes for 525 yards and eight scores as a sophomore... Moved to quarterback in senior season, but was injured early in the year and did not return to action... High school coach was Dameon Jones.

### PERSONAL

Full name is Neru Amen Shara Sun N'Shaka... Last name pronounced NUH-shock-uh... Parents are Pharaoh N'Shaka and Era-ka Smith... Has one sister, Kendra... Media communication major.



## Tadarrius Patterson

44

Linebacker • 6-1 • 220 • Fr. (R)  
Birmingham, Ala. • Carver HS

### 2017

Sat out season as a redshirt.

### HIGH SCHOOL

Three-star recruit by Scout.com, 247 Sports and ESPN... Recorded 69 tackles and 19.5 sacks as a senior, and had 56 tackles and 11 sacks as a junior... Earned all-city honors in his sophomore, junior and senior seasons... High school coach was Rod Carson.

### PERSONAL

Full name is Ta'Darrius Dre'Shun Patterson... Parents are Benjamin Patterson and Tameka Foy... Major is interdisciplinary studies.



## Richard Olekanma

42

Linebacker • 6-2 • 245 • Sr.  
Downers Grove, Ill. • North HS

### 2017

Played in all 14 games, starting one game vs. EMU... 45 tackles, 2.5 tackles for loss, 1.5 sacks... Had five tackles, including 1.0 TFL, against Tulsa... Tallied six tackles versus EMU... Had a career-high eight tackles at Ball State... Five tackles against NIU... Had a sack in the win over Western Michigan... Two tackles and a pass breakup in the MAC Championship Game vs. Akron.

### 2016

Played in three games, making nine tackles... Missed most of the season due to injury.

### 2015

Played in 12 games, making 13 tackles... Recorded season-high five tackles vs. Eastern Michigan.

### 2014

Sat out season as a redshirt.

### HIGH SCHOOL

Made all-area as linebacker... Had 3.5 sacks as a senior... On offense, caught 15 passes for 400 yards and two touchdowns... As a junior, caught 25 passes for 350 yards and three TDs... Also on track and field team, ran the 200 and 4x200... High school coach was John Wander.



### PERSONAL

Full name is Richard Ekone Olekanma... Parents are Ucho and Vera Olekanma... Has a younger sister, Kessie... Majoring in bio-engineering.

### Richard Olekanma's Career Statistics

Year	G/S	UT	AT	TT	TFL	Sack	FF	Int	BrUp	QBH
2014										
2015	12/0	5	8	13	0	0	0	0	0	0
2016	3/0	3	6	9	1.0	0	0	0	0	0
2017	14/1	19	26	45	2.5	1.5	0	0	2	0
<b>Totals</b>	<b>29/1</b>	<b>27</b>	<b>40</b>	<b>67</b>	<b>3.5</b>	<b>1.5</b>	<b>0</b>	<b>0</b>	<b>2</b>	<b>0</b>

#### CAREER GAME HIGHS

**Tackles:** 8 (Ball State, 10-26-17)



## Eli Peters

Quarterback • 6-2 • 185 • So.  
Jacksonville, Fla. • Sandalwood HS

12

### 2017

Did not see action as a backup quarterback.

### 2016

Sat out season as a redshirt.

### HIGH SCHOOL

First-team all-conference, third-team all-state as a senior... Named to Florida Times Union "Super 11" team... First-team all-conference as a junior... High school coach was Adam Geis... Originally signed with Illinois before joining the Rockets.

### PERSONAL

Full name is Elijah Edward Peters... Parents are Scott and Sara Peters... Has a younger brother, Ezra... Media communication major.



## Desmond Phillips

Wide Receiver • 5-10 • 187 • So.  
Miami, Fla. • Jackson HS

10

### 2017

Played in 12 games, totaling 12 receptions for 101 yards and two touchdowns... Three times caught two balls in a game... Hauled in a 40-yard touchdown catch vs. Akron... Had a 35-yard touchdown reception at Ball State... One catch for eight yards in the MAC Championship Game vs. Akron.

### 2016


Played in 10 games, making two receptions... Joined team in January of 2016.

### HIGH SCHOOL

A first-team All-Dade County and honorable mention all-state player as a senior quarterback... Threw for 1,550 yards and 16 TDs... Rushed for 668 yards and eight scores... As a junior, made first-team All-Dade County and was named his team's MVP... Threw for 1,200 yards and 12 touchdowns while rushing for 520 yards and 10 TDs... Three-star recruit by 247 Sports and Scout.com... Ranked as No. 20 recruit out of Dade County by *The Miami Herald*, the only MAC signee in the Top 20... High school coach was Earl Little.

### PERSONAL

Full name is Desmond Lamar Phillips... Parents are Willie Phillips Sr. and Sheila Phillips... Media communication major.



### Desmond Phillips' Career Statistics

Year	G/S	Rec.	Yds.	Avg.	TD	LP
2016	10/0	2	27	13.5	0	31-Fresno St.
2017	12/1	12	101	8.1	2	40-Akron
<b>Totals</b>	<b>22/1</b>	<b>14</b>	<b>128</b>	<b>9.1</b>	<b>2</b>	<b>40-Akron</b>

#### CAREER GAME HIGHS

**Receptions:** 2 (Twice, last vs. App. St., 12-23-17)

**Receiving Yards:** 40 (Akron, 10-21-17)

**Long Reception:** 40 (Akron, 10-21-17)





## Jalen Reese

13

Quarterback • 6-3 • 206 • Sr.  
Mansfield, Ohio • Mansfield Senior HS

### 2017

Did not see game action.

### 2016

Did not see game action.

### 2015

Did not see game action.

### 2014

Sat out season as a redshirt.

### HIGH SCHOOL

Second-team all-state, first-team all-district, first-team all-conference as a senior...Threw for 3,000 yards and 30 TDs...Second-team all-district, second-team all-conference as a junior...Played basketball for his father, JT Reese, in high school...High school coach was Choke Bradley.

### PERSONAL

Full name is Jalentory Reese...Parents are JT and Janice Reese...Dad played basketball at IUPUI and mom played volleyball at UT and Ohio State...Has a sister, Jeryn and a brother, Jakobe...Graduated with a degree in finance...Currently pursuing his MBA.



## Keelen Roberts

32

Cornerback • 5-11 • 180 • So.  
Miami Gardens, Fla. • Carol City HS

### 2017

Played in five games as a reserve cornerback, making four tackles.

### 2016

Sat out season as a redshirt.

### HIGH SCHOOL

A three-star recruit at cornerback, according to 247 Sports and Scout.com...*The Miami Herald* ranked him as the No. 31 recruit out of Dade County, the second-highest rated MAC signee from the county behind fellow Rocket signee Desmond Phillips...Joined Carol City teammate David Hood in the Rockets' 2016 recruiting class...High school coach was Aubrey Hill.

### PERSONAL

Full name is Keelen Kenneth Roberts...Parents are the late Kenneth Roberts and Vilena Wright...Major is interdisciplinary studies.





## Kahlil Robinson

27

Defensive Back • 6-0 • 178 • Jr.  
Charlotte, N.C. • Southlake Christian Academy

### 2017

Played in 14 games, starting the last 10 at strong safety...Third on the squad with 67 tackles and had team-high four interceptions...Had two picks in the fourth quarter in 20-15 win over Eastern Michigan, including one with less than a minute to play...Career-best nine stops vs. Akron...Had eight tackles against NIU...Tied a career-high with nine tackles against Ohio...



Five tackles against Bowling Green...Six tackles, including a TFL, and an interception against Western Michigan...Four tackles and a pass breakup in the MAC Championship Game vs. Akron...Eight tackles in the Dollar General Bowl vs. Appalachian State.

### 2016

Played in one game, making one tackle.

### 2015

Sat out season as a redshirt.

### HIGH SCHOOL

Recorded 75 tackles, four interceptions, two sacks and five touchdowns in his senior season...Named all-state and all-conference...As a junior, he returned four punts for touchdowns and had three interceptions...Also played basketball...High school coach was Bobby McLaughlin.

### PERSONAL

Full name is Kahlil Stuart Robinson...Parents are Troy and Shuncia Whitehurst...Has one brother, Trayvon, and two sisters, Aaliyah and Alyse...Marketing major.

### Kahlil's Robinson's Career Statistics

Year	G/S	UT	AT	TT	TFL	Sack	FF	Int	BrUp	QBH
2015					DNP-Redshirt					
2016	1/0	0	1	1	0	0	0	0	0	0
2017	14/10	39	28	67	1.0	0	0	4	4	0
<b>Totals</b>	<b>15/10</b>	<b>39</b>	<b>29</b>	<b>68</b>	<b>1.0</b>	<b>0</b>	<b>0</b>	<b>4</b>	<b>4</b>	<b>0</b>

#### CAREER GAME HIGHS

**Tackles:** 9 (Two times, last at Ohio, 11-8-17)

**Interceptions:** 2 (vs. Eastern Michigan, 10-7-17)



## Drew Rosi

89

Tight End • 6-4 • 245 • So.  
Powell, Ohio • Olentangy Liberty HS

### 2017


Played in 10 games as a reserve tight end, catching six passes in six different games...Season-long 24-yard reception vs. Northern Illinois...Caught an 18-yard pass in MAC Championship Game victory over Akron.

### HIGH SCHOOL

Three-star recruit by Scout.com, Rivals, ESPN, and 247 Sports...Caught 29 passes and scored four touchdowns as a tight end in his senior season...Earned first-team all-conference honors as a defensive end, racking up 27.5 tackles for loss, 15 sacks, 28 QB hurries, six pass deflections and two forced fumbles...Earned all-district honors in basketball as a junior...High school coach was Steve Hale.

### PERSONAL

Full name is Andrew Steven Rosi...Parents are Steve Rosi and Deana Rosi-Koeneman...Has one brother Nick and one sister Raegan...Business major.



### Drew Rosi's Career Statistics

Year	G/S	Rec.	Yds.	Avg.	TD	LP
2017	10/0	6	90	15.0	0	24-NIU
<b>Totals</b>	<b>10/0</b>	<b>6</b>	<b>90</b>	<b>15.0</b>	<b>0</b>	<b>24-NIU</b>

#### CAREER GAME HIGHS

**Receptions:** 1 (Six times)

**Receiving Yards:** 24 (Northern Illinois, 11-2-17)

**Long Reception:** 24 (Northern Illinois, 11-2-17)





## Willie Ross Jr.

95

Defensive Tackle • 6-1 • 248 • Jr.  
Ravenna, Ohio • Ravenna HS

### 2017

Played in 11 games as a reserve defensive tackle, making 19 tackles...Three times had three tackles in a game, vs. Akron, Ball State and Appalachian State...Two sacks at Bowling Green.

### 2016

Played in two games...Did not register any tackles.

### HIGH SCHOOL

Earned second-team All-Ohio as a senior defensive lineman...Named team's Most Valuable Player...69 tackles, 22 tackles for loss and 10 sacks...Credited with 12 QB hurries and two forced fumbles...Rushed for 611 yards and 11 touchdowns...Made first-team all-conference at fullback as junior and honorable mention all-league at defensive lineman as sophomore...High school coach was Jim Lunardi.

### PERSONAL

Full name is Willie Edward Ross Jr....Mother is Dekiea Rawls...Has one sister, Kieosha...Exploratory studies major.



### Willie Ross' Career Statistics

Year	G/S	UT	AT	TT	TFL	Sack	FF	Int	BrUp	QBH
2016	2/0	0	0	0	0	0	0	0	0	0
2017	11/0	8	11	19	2.0	2.0	0	0	0	1
<b>TOTALS</b>	<b>13/0</b>	<b>8</b>	<b>11</b>	<b>19</b>	<b>2.0</b>	<b>2.0</b>	<b>0</b>	<b>0</b>	<b>0</b>	<b>1</b>

#### CAREER GAME HIGHS

**Tackles:** 3 (Three times, last vs. Appalachian State, 12-23-17)

**Tackles For Loss:** 2.0 (Bowling Green, 11-15-17)

**Sacks:** 2.0 (Bowling Green, 11-15-17)



## Shakif Seymour

21

Running Back • 5-11 • 225 • So.  
Cleveland, Ohio • Parma Heights Holy Name

### 2017

Played in all 14 games, tallying 702 rushing yards and 12 touchdowns...Averaged 6.1 yards per carry, unofficially the second-best average in the MAC...Was four carries short of meeting minimum qualifications for ranking...Also caught 10 passes for 104 yards and a touchdown...One of three FBS running backs to have five rushing TDs in a game...Twice rushed for over 100 yards, vs. Elon (102) and Central Michigan (119)...Rushed for 72 yards and two TDs vs. Ball State...Led the team with 77 yards on 11 carries against Ohio...Tied a school record with five rushing touchdowns against Bowling Green; also ran for 67 yards and had two catches for 30 yards...56 rushing yards and a TD against Western Michigan...39 rushing yards and a 12-yard TD reception in the MAC Championship game vs. Akron.

### 2016

Sat out season as a redshirt.

### HIGH SCHOOL

Rushed for over 1,000 yards in each of his three seasons...Gained 1,065 yards and 16 touchdowns as a senior, 1,688 yards and 24 TDs as a junior and 1,060 yards and 16 scores as a sophomore...Earned first-team all-state and first-team all-conference honors as a junior...Named his league's Most Valuable Player...Earned second-team all-conference marks as a sophomore...Named three-star recruit by Rivals...High school coach was Dan Wondolowski.

### PERSONAL

Full name is Shakif La'paris Nyrobi Seymour...Parents are Andrea Seymour and Teneishue Lawrence...Has one sister Nikia, and two brothers, Jahad and Louis...Business major.



### Shakif Seymour's Career Statistics

Year	G/S	Att.	Yds.	Avg.	TD	LP
2016						
2017	14/0	116	702	6.1	12	63-BSU
<b>Totals</b>	<b>14/0</b>	<b>116</b>	<b>702</b>	<b>6.1</b>	<b>12</b>	<b>63-BSU</b>

#### CAREER GAME HIGHS

**Rushing Yards:** 119 (Central Michigan, 10-14-17)

**Rushing Attempts:** 17 (Eastern Michigan, 10-7-17)

**Rushing TDs:** 5 (Bowling Green, 11-15-17)

**Longest Run:** 63 (Ball State, 10-26-17)



## Nicholas Sims

23

Running Back • 5-11 • 195 • Fr. (R)  
Mobile, Ala. • Mobile Murphy HS

### 2017

Sat out season as a redshirt.

### HIGH SCHOOL

Rushed for 1,303 yards and 15 touchdowns as a senior...Caught 29 passes and scored four touchdowns as a tight end in his senior season...Earned first-team All-Mobile County, all-coastal, all-area and all-city honors in his junior and senior seasons...Made honorable mention all-coastal honors as a sophomore...Also ran track, earning state runner-up honors in the 100 meters as a freshman, sophomore and junior...High school coach was Rick Cauley.

### PERSONAL

Full name is Nicholas Gerard Sims...Parents are Gerard and Melissa Sims...Has one sister Jasmine Pleasant and one brother Edwin Cruz...Marketing major.



## Tuzar Skipper

99

Defensive End • 6-3 • 245 • Sr.  
Norwich, Conn. • Norwich Free Academy/ Monroe (NY) College

### 2017

Played in three games, starting two before an injury ended his season...Had eight tackles and one sack...Received an injury hardship waiver from the NCAA.

### 2016

Appeared in all 13 games...Recorded 22 tackles, 1.0 TFL, two quarterback hurries and one blocked kick...Tallied season-high six tackles against Northern Illinois.

### JUNIOR COLLEGE

Made second-team all-conference as a defensive end in 2014 and 2015 at Monroe College.

### HIGH SCHOOL

Played key role in helping team qualify for CIAC Class LL playoffs in junior and senior seasons, including berth in the 2012 championship game...Wildcats went 20-4 those two seasons, winning league title in 2012...Also a two-time all-area selection...Twice made Connecticut High School Coaches' Association Class LL all-state team...High school coach was Jamal Davis.

### PERSONAL

Full name is Tuzar Skipper...Parents are Lamont Williams and Shonte Skipper...Has three brothers, Patrick, Antonio, and Nathaniel, and one sister, Clarice...Communication major.



### Tuzar Skipper's Career Statistics

Year	G/S	UT	AT	TT	TFL	Sack	FF	Int	BrUp	QBH
2016	13/0	10	12	22	1.0	0	0	0	0	2
2017	3/2	4	4	8	1.0	1.0	1	0	0	0
<b>TOTALS</b>	<b>16/2</b>	<b>14</b>	<b>16</b>	<b>30</b>	<b>2.0</b>	<b>1.0</b>	<b>1</b>	<b>0</b>	<b>0</b>	<b>2</b>

### CAREER GAME HIGHS

**Tackles:** 6 (Northern Illinois, 11-9-16)





## Tyler Taafe

17

Linebacker • 6-1 • 230 • Sr.  
Hubbard, Ohio • Hubbard HS

### 2017

Started all 14 games at middle linebacker...Made 48 tackles and 2.5 TFL...Three tackles in the season-opener against Elon...Six tackles, 0.5 TFL against Nevada...Four tackles against EMU...Three tackles at CMU...Three tackles and a QB hurry at Ball State...Three tackles against NIU...Six tackles and a forced fumble at Ohio...Four tackles, TFL against Bowling Green...Season-high nine tackles against WMU...Two tackles, two QB hurries in the MAC Championship Game against Akron.



### 2016

Started all 13 games at middle linebacker...Had 70 tackles, 6.0 TFL, two quarterback hurries and two pass breakups...Career-high 12 tackles vs. Appalachian State...10 tackles against Northern Illinois.

### 2015

Appeared in 12 games as linebacker, making 10 tackles...Had at least one tackle in eight games.

### HIGH SCHOOL

Three-star prospect, according to [ESPN.com](http://ESPN.com)...As a senior, he recorded 108 total tackles, 58 solo...Also tallied seven sacks, one interception and a fumble recovery...Named all-conference, all-county and all-state...Named the county defensive player of the year as well as his team's defensive MVP...Invited to play in the North/South All-Star game...Named all-conference and all-county in his junior season...As a sophomore, was named Hubbard's special team's player of the year... High school coach was Brian Hoffman.

### PERSONAL

Full name is Tyler James Taafe...Parents are James and Lisa Taafe...Has one brother, Tim, and two sisters, Jen and Emily...Finance major.

#### Tyler Taafe's Career Statistics

Year	G/S	UT	AT	TT	TFL	Sack	FF	Int	BrUp	QBH
2015	12/0	5	5	10	0	0	0	0	0	0
2016	13/13	32	38	70	6.0	0.5	0	0	2	2
2017	14/14	14	34	48	2.5	0	1	0	0	3
<b>Totals</b>	<b>39/27</b>	<b>51</b>	<b>77</b>	<b>128</b>	<b>8.5</b>	<b>0.5</b>	<b>1</b>	<b>0</b>	<b>2</b>	<b>5</b>

#### CAREER GAME HIGHS

**Tackles:** 12 (Appalachian State, 12-17-16)



## Josh Teachey

8

Safety • 5-11 • 195 • Sr.  
Pomfret, Md. • McDonough HS

### 2017

Started all 14 games at safety...56 tackles and four pass breakups...Career-high 14 tackles vs. Tulsa, the most by a Rocket in 2017...Also returned a blocked PAT for two points against Tulsa...Had two tackles and one pass breakup vs. CMU...Eight tackles in the win over NIU...Six tackles and two breakups in MAC Championship Game vs. Akron.

### 2016

Played in 13 games, starting 12...Tallied 28 tackles, 5.0 TFL and one sack...Season-high four tackles against Arkansas State and Bowling Green...Season-high 2.0 TFL and a sack against Arkansas State...Academic All-America nominee.

### 2015

Played in nine games, starting two...14 tackles, 2.5 TFL, seven pass breakups...Season-high five tackles vs. NIU...Career-best four breakups vs. UMass...Three breakups vs. Kent State.

### HIGH SCHOOL

Recorded four interceptions, 30 tackles and forced two fumbles as a senior...Also tallied 27 receptions for 430 yards and nine TDs as a receiver...Named first-team all-conference as a defensive back and second-team all-conference as a wide receiver...High school coach was Ryan Gick.

### PERSONAL

Full name is Joshua Lee Teachey...Mother's name is Donna L. Brisco...Has two brothers, Robby and Jammal, and one sister, Jessica...Information systems major.



#### Josh Teachey's Career Statistics

Year	G/S	UT	AT	TT	TFL	Sack	FF	Int	BrUp	QBH
2015	9/2	12	2	14	2.5	1.0	0	0	7	0
2016	13/12	27	1	28	5.0	1.0	0	0	0	0
2017	14/14	33	23	56	0.5	0	0	0	4	0
<b>Totals</b>	<b>36/28</b>	<b>72</b>	<b>26</b>	<b>98</b>	<b>8.0</b>	<b>2.0</b>	<b>0</b>	<b>0</b>	<b>11</b>	<b>0</b>

#### CAREER GAME HIGHS

**Tackles:** 14 (Tulsa, 9-16-17)

**Pass Breakups:** 4 (UMass, 10-24-15)



# Cody Thompson

25

the NCAA Senior Class awards...Team captain...Academic All-America nominee...Named to the Academic All-District 5 Team.



Wide Receiver • 6-2 • 207 • Sr.  
Huron, Ohio • Huron HS

- 2018 BILETNIKOFF AWARD CANDIDATE
- 2018 ALL STATE AFCA GOOD WORKS WATCH LIST
- 2018 WUERFFEL TROPHY WATCH LIST
- 2017 ACADEMIC ALL-DISTRICT 5
- 2017 CAMPBELL AWARD SEMIFINALIST
- 2017 NCAA SENIOR CLASS AWARD CANDIDATE
- 2017 ALL STATE AFCA GOOD WORKS TEAM
- 2017 WUERFFEL TROPHY WATCH LIST
- 2017 JASON WITTEN COLLEGIATE MAN OF THE YEAR CANDIDATE
- 2016 FIRST-TEAM ALL-MAC

## CAREER

Ranks sixth on UT's career receiving list with 2,665 yards...Eighth with 20 TD receptions...Second in yards per catch with an average of 20.0 per reception...Has caught at least one pass in 30 consecutive games.

## 2018

Returning for fifth season...Received injury hardship waiver from the NCAA... On official watch lists for Biletnikoff Award, Wuerffel Trophy and Allstate AFCA Good Works Team.



## 2017

Suffered season-ending leg injury vs. EMU on Oct. 7...Third on team with 28 receptions...Was first in MAC and fourth in nation with 126.3 receiving yards per game going into the EMU game...Hauled in five catches for 112 yards against Elon...Had eight catches against Nevada for 101 yards and a touchdown...Career-best nine catches and 178 yards vs. Tulsa, also hauled in three touchdowns...Had five receptions for 114 yards against Miami (Fla.), the 14th 100-yard receiving game of his career...All-America candidate...Named to watch lists for Biletnikoff Award (top receiver) and Wuerffel Trophy (community service)...Semifinalist for Campbell Award, honoring college football with best combination of athletics and academics... Named to Allstate Good Works Team for community service... Candidate for the Jason Witten Collegiate Man of the Year and

## 2016

First-team All-MAC selection...Second on team with 64 receptions for then school-record 1,269 yards...Second on team with 11 TD receptions, which also ranks third all-time at UT...Led team and was ninth in nation with 19.8 yards per catch...Second in MAC and 17th nationally with 97.6 yards receiving per game...Had 14 receptions of 30 yards or more...Over 100 yards receiving in six games...Named MAC West Offensive Player of the Week for his performance vs. CMU on Oct. 22...Career-high seven receptions for 122 yards and four TDs vs. CMU...Four TDs ranks second on UT's single-game list, one behind Eric Page (5 TDs vs. NIU in 2011)...Career-high seven receptions for 126 yards vs. EMU...Five receptions for 161 yards vs. BYU...Four receptions for 102 yards and one TD vs. Fresno State...Two grabs for 85 yards vs. Maine...Also blocked a punt vs. Black Bears... Caught five passes for a career-high 174 yards and one touchdown vs. Arkansas State...Six catches for 105 yards and one TD vs. Ball State...99 yards and one TD in the Camellia Bowl...On official watch list for Biletnikoff Award (nation's top receiver)... Academic All-MAC selection...Academic All-America nominee.

## 2015

Second on team with 37 receptions...Led team with 825 receiving yards...First in MAC and third in country with 22.3 yards per catch...Season-best 119 yards receiving vs. Temple in Boca Raton Bowl, including 80-yard TD grab...Two catches of 56 and 40 yards vs. WMU...116 receiving yards and season highs in receptions (6) and TD receptions (2) vs. UMass...Two catches for 110 yards vs. EMU, including career-high 88-yard TD catch...Five receptions and 112 receiving yards vs. Arkansas State...Four catches and first collegiate TD vs. Kent St.

## 2014

Played in all 13 games, catching four passes...Season-long 15-yard catch vs. Central Michigan.

## HIGH SCHOOL

Played quarterback in high school...Threw for 1,883 yards and 17 touchdowns as a senior, and also rushed for 1,139 yards and 22 scores...Made second-team all-conference, second-team all-district, and academic all-conference...Totalled 1,574 passing yards and 1,001 rushing yards as a junior, throwing for 22 TDs and rushing for 14 more, earning second-team all-conference accolades...Also served as the team's punter, averaging 44.6 yards per punt as a senior...Played wide receiver as a sophomore, catching 48 passes for 865 yards and 11 touchdowns... Was an honorable mention all-district player in basketball as a junior...High school coach was Tony Legando.

## PERSONAL

Full name is Cody James Thompson...Parents are Scott and Lois Thompson...Graduated last December with a degree in marketing...Pursuing his master's degree in recreation & leisure.

## Cody Thompson's Career Statistics

Year	G/S	Rec.	Yds.	Avg.	TD	LP
2014	13/0	4	34	8.5	0	15-CMU
2015	12/11	37	825	22.3	5	88-EMU
2016	13/13	64	1269	19.8	11	78-BYU
2017	5/5	28	537	19.2	4	81-Tulsa
<b>Totals</b>	<b>43/29</b>	<b>133</b>	<b>2665</b>	<b>20.0</b>	<b>20</b>	<b>88-EMU</b>

## CAREER GAME HIGHS

**Receptions:** 9 (Tulsa, 9-16-2017)  
**Receiving Yards:** 178 (Tulsa, 9-16-17)  
**Touchdown Receptions:** 4 (CMU, 10-22-16)



# CODY THOMPSON IN THE TOLEDO RECORD BOOKS

## CAREER RECEIVING

### Receiving Yards

1. Eric Page (2009-11) .....	3,446
2. Stephen Williams (2006-09) .....	3,102
3. Alonzo Russell (2012-15) .....	3,076
4. Lance Moore (2001-04) .....	2,776
5. Bernard Reedy (2010-2013) .....	2,743
<b>6. Cody Thompson (2014-present) ....</b>	<b>2,665</b>
7. Steve Odom (2003-06) .....	2,631
8. Corey Jones (2013-16) .....	2,236
9. Don Fair (1969-71) .....	2,191
10. Mel Long (1997-2000) .....	2,188

### Touchdown Receptions

1. Lance Moore (2001-04) .....	25
Eric Page (2009-11) .....	25
3. Alonzo Russell (2012-15) .....	24
4. Bernard Reedy (2010-13) .....	23
5. Michael Roberts (2013-16) .....	22
6. Mel Long, Jr. (1997-2000) .....	21
Stephen Williams (2006-09) .....	21
<b>8. Cody Thompson (2014-present) .....</b>	<b>20</b>
9. Steve Odom (2003-06) .....	19
10. Andrew Clarke (2001-05) .....	18
Don Seymour (1972-74) .....	17
Carl Ford (1999-2002) .....	17

### Yards Per Reception Average (minimum 50 receptions)

1. Butch Hunyadi (1978-81) .....	20.2
<b>2. Cody Thompson (2014-present) ....</b>	<b>20.0</b>
3. Scott Resseguie (1973-76) .....	17.3
<b>4. Jon'Vea Johnson (2014-present) ....</b>	<b>17.4</b>
<b>5. Diontae Johnson (2015-present) ....</b>	<b>17.2</b>
6. Capus Robinson (1980-83) .....	17.0
7. Al Baker (1969-71) .....	16.6
8. Don Seymour (1972-74) .....	16.1
9. Romauldo Brown (1988-90) .....	16.0
10. Eric Hutchinson (1984-87) .....	15.5

## SEASON RECEIVING

### Receptions

1. Eric Page (2011) .....	125
2. Lance Moore (2003) .....	103
3. Eric Page (2010) .....	99
4. Lance Moore (2004) .....	90
5. Bernard Reedy (2012) .....	88
6. Eric Page (2009) .....	82
7. Don Fair (1970) .....	81
8. Carl Ford (2002) .....	79
Stephen Williams (2009) .....	79
10. Nick Moore (2008) .....	78
11. John Ross (1974) .....	77
<b>12. Diontae Johnson (2017) .....</b>	<b>74</b>
13. Stephen Williams (2007) .....	73
14. Stephen Williams (2008) .....	71
15. Corey Jones (2014) .....	68
<b>16. Cody Thompson (2016) .....</b>	<b>64</b>
17. Donta' Greene (2002) .....	63
18. Steve Calabrese (1972) .....	62
Donta' Greene (2001) .....	62
Steve Odom (2003) .....	62
Bernard Reedy (2013) .....	62

### Receiving Yards

<b>1. Diontae Johnson (2017) .....</b>	<b>1,278</b>
<b>2. Cody Thompson (2016) .....</b>	<b>1,269</b>
3. Lance Moore (2003) .....	1,194
4. Lance Moore (2004) .....	1,189
5. Eric Page (2011) .....	1,182
6. Stephen Williams (2007) .....	1,169
7. Eric Page (2009) .....	1,159
8. Bernard Reedy (2012) .....	1,113
9. Eric Page (2010) .....	1,105
10. Stephen Williams (2009) .....	1,065
11. Carl Ford (2002) .....	1,062
12. Alonzo Russell (2012) .....	960
13. Don Fair (1970) .....	949
14. Jeff Calabrese (1972) .....	886
John Ross (1974) .....	886
16. Corey Jones (2014) .....	842
17. Bernard Reedy (2013) .....	840
18. Steve Odom (2003) .....	838
<b>19. Cody Thompson (2015) .....</b>	<b>825</b>
20. Corey Jones (2016) .....	817

### Touchdown Receptions

1. Michael Roberts (2016) .....	16
2. Lance Moore (2004) .....	14
<b>Diontae Johnson (2017) .....</b>	<b>13</b>
<b>4. Cody Thompson (2016) .....</b>	<b>11</b>
5. Eric Page (2011) .....	10
<b>Jon'Vea Johnson (2016) .....</b>	<b>10</b>
7. Lance Moore (2003) .....	9
Don Seymour (1973) .....	9
Carl Ford (2002) .....	9
Bernard Reedy (2011) .....	9

### Yards Per Reception Average (minimum 10 receptions)

1. Rod Achter (1980 - 269y/10r) .....	26.9
2. Butch Hunyadi (1978 - 494y/19r) .....	26.0
3. Rod Achter (1981 - 361y/14r) .....	25.7
4. C. Robinson (1981 - 254y/10r) .....	25.4
5. Tyrone Brown (1993 - 303y/12r) .....	25.3
Bob Smith (1959 - 455y/18r) .....	25.3
7. Glyn Smith (1971 - 466y/19r) .....	24.5
8. Gene Cook (1955 - 230y/10r) .....	23.0
<b>9. Cody Thompson (2015- 825y/37r) ..</b>	<b>22.3</b>
10. Al Baker (1969 - 435y/21r) .....	20.7

### Receptions by a Junior

1. Eric Page (2011) .....	125
2. Lance Moore (2003) .....	103
3. Bernard Reedy (2012) .....	88
4. Stephen Williams (2008) .....	71
<b>5. Cody Thompson (2016) .....</b>	<b>64</b>

### Receiving Yards by a Junior

<b>1. Cody Thompson (2016) .....</b>	<b>1,269</b>
2. Lance Moore (2003) .....	1,194
3. Eric Page (2011) .....	1,182
4. Bernard Reedy (2012) .....	1,113
5. Stephen Williams (2008) .....	781

### Receiving Yards by a Sophomore

<b>1. Diontae Johnson (2017) .....</b>	<b>1,278</b>
2. Stephen Williams (2007) .....	1,169
3. Eric Page (2010) .....	1,105
4. Corey Jones (2014) .....	842
<b>5. Cody Thompson (2015) .....</b>	<b>825</b>

## GAME RECEIVING

### Receiving Yards

1. Bernard Reedy vs. EMU (2012) .....	237
2. Kenny Higgins vs. BSU (2004) .....	233
3. Stephen Williams vs. BSU (2009) .....	231
4. Jeff Calabrese vs. Miami (1972) .....	203
5. Stephen William vs. Purdue (2009) .....	185
6. Lance Moore vs. Buffalo (2003) .....	195
7. Jeff Hepinstall vs. W. Carolina (1975) .....	181
Capus Robinson vs. KSU (1983) .....	181
<b>9. Cody Thompson vs. Tulsa (2017) .....</b>	<b>178</b>
10. James Spriggs vs. Ohio (1996) .....	176
<b>11. Cody Thompson vs. Ark. St. (2016) ...</b>	<b>174</b>
12. Stephen Williams vs. Buffalo (2007) .....	172
<b>13. Diontae Johnson vs. BSU (2017) .....</b>	<b>170</b>
<b>14. Diontae Johnson vs. NIU (2017) .....</b>	<b>166</b>
15. Eric Hutchinson vs. Kent State (1986) .....	163
16. Lance Moore vs. Pittsburgh (2003) .....	162
Nick Moore vs. Michigan (2008) .....	162
<b>18. Cody Thompson vs. BYU (2016) .....</b>	<b>161</b>

### Yards Per Reception Average (minimum 100 yards)

<b>1. Cody Thompson vs. EMU(2015) ..</b>	<b>55.0 (2-110)</b>
2. Scott Resseguie vs. KSU (1975) .....	53.0 (2-106)
3. Eric Page vs. Colorado (2009) .....	46.0 (3-138)
4. Butch Hunyadi vs. BGSU (1978) .....	42.7 (3-128)
<b>5. Diontae Johnson vs. BSU (2017) ..</b>	<b>42.5 (4-170)</b>
6. Al Baker vs. Ohio (1969) .....	40.0 (4-160)
7. Jim Seymour vs. CMU (1973) .....	39.3 (3-118)
8. Rod Achter vs. WMU (1981) .....	37.3 (3-112)
Henry Burch vs. Villanova (1966) .....	37.3 (3-112)
10. James Thibert vs. S. Dak. St. (1962) .....	36.7 (3-110)

### Longest Reception

<b>1. Jon'Vea Johnson from Logan Woodside .....</b>	<b>98</b>
<b>(vs. Ohio, 2016)</b>	
2. Kenny Higgins from Bruce Gradkowski .....	96
(vs. Ball State, 2004)	
3. Jerry Evans from Mark Melfi .....	92
(vs. Central Michigan, 1987)	
4. Kishon Wilcher from Logan Woodside .....	89
(vs. Eastern Michigan, 2014)	
<b>Diontae Johnson from Logan Woodside ..</b>	<b>89</b>
<b>(vs. Northern Illinois, 2017)</b>	
<b>6. Cody Thompson from Phillip Ely .....</b>	<b>88</b>
<b>(vs. Eastern Michigan, 2015)</b>	
<b>Diontae Johnson from Logan Woodside ..</b>	<b>88</b>
<b>(vs. Ball State, 2017)</b>	

### Receiving Yards by a Junior

1. Bernard Reedy vs. EMU (2012) .....	237
<b>2. Cody Thompson vs. Ark. St. (2016) ...</b>	<b>174</b>
3. Eric Page vs. Syracuse (2011) .....	168
<b>4. Cody Thompson vs. BYU (2016) .....</b>	<b>161</b>
5. Brock Kreitzburg vs. EMU (1997) .....	159



## Art Thompson

33

Running Back • 5-8 • 187 • Jr.  
Pittsburgh, Pa. • Woodland Hills HS

### 2017

Appeared in all 14 games...629 rushing yards, third-most on the team, with two rushing TDs...16 receptions for 123 yards...Ran for 99 yards on 15 carries vs. Elon, including a 36-yard run...Had 85 yards on 12 carries vs. Tulsa...Made first career start against Eastern Michigan, with 15 carries for 94 yards and a touchdown...Rushed for 52 yards against Akron...114 rushing yards, including an 88-yard TD, against Bowling Green...30 yards in MAC Championship Game vs. Akron.

### 2016

Played in 12 games, rushing for 235 yards and three touchdowns on 29 carries...Averaged team-best 8.1 yards per rush...Caught three passes for 29 yards...Had 15 carries for 103 yards and a touchdown against Fresno State...Returned 12 kickoffs with a 16.8 average per return.



### 2015

Sat out season as a redshirt.

### HIGH SCHOOL

Ranked as a three-star prospect by [ESPN.com](http://ESPN.com) and 24/7Sports...Scored seven touchdowns as a senior...Also played defensive back, recording one interception and 39 tackles...Named first-

team all-conference as a defensive back in his senior season...As a junior, he totaled nine touchdowns, 43 tackles and 1,000 all-purpose yards...Also named first-team all-conference as an all-purpose back...High school coach was George Novak.

### PERSONAL

Full name is Arthur Keare Thompson...Parents are Arthur Thompson and Kiyonna Harris...Has two brothers, Armor and Keon...Interdisciplinary studies major.

### Art Thompson's Career Statistics

Year	G/S	Att.	Yds.	Avg.	TD	LP
2015						DNP-Redshirt
2016	12/0	29	235	8.1	3	43-Maine
2017	14/1	104	629	6.0	2	88-BGSU
<b>Totals</b>	<b>26/1</b>	<b>133</b>	<b>864</b>	<b>6.5</b>	<b>5</b>	<b>43-BGSU</b>

#### CAREER GAME HIGHS

**Rushing Yards:** 114 (Bowling Green, 11-15-17)

**Rushing Attempts:** 15 (3 times, last vs. EMU, 10-7-17)

**Longest Run:** 88 (Bowling Green, 11-15-17)



## Jamal Turner

80

Tight End • 6-6 • 240 • Fr. (R)  
Montgomery, Ala. • Carver HS

### 2017

Sat out season as a redshirt.

### HIGH SCHOOL

Racked up 603 yards receiving and eight touchdowns as a senior, and 328 yards and four TDs as a junior...Averaged 23.3 points and 14 rebounds as a junior on the basketball team...Joined in the Rockets' 2017 recruiting class by teammate Nate Givhan...High school coach was Billy Gresham.

### PERSONAL

Full name is Xavious Jamal Turner... Parents are Nelson Turner and Ellen White...Has one brother Jeremy...Interdisciplinary studies major.



## D.J. Wellons

Placekicker • 5-10 • 187 • Fr. (R)  
Elmore, Ohio • Woodmore HS

### 2018

Joined the team as a walk-on in the spring.

### HIGH SCHOOL

Attended Woodmore High School in Elmore, Ohio...Also played basketball and baseball.

### PERSONAL

Computer science and engineering major.





## Jameson Vest

Placekicker • 5-10 • 195 • Sr.  
Peachtree City, Ga. • Our Lady of Mercy HS

**2018 LOU GROZA AWARD WATCH LIST**  
**2017 FIRST-TEAM ALL-MAC**

### 2018

On official watch list for the Lou Groza Award...57 career field goals...Fourth all-time and 11 shy of UT record held by Rusty Hanna (68 from 1989-92)...Ranks fifth in UT in field-goal percentage (75.0%).

### 2017

First-team All-MAC selection...Set UT record with 25 field goals and 30 field-goal attempts...Led the MAC and ranked fifth in nation in field goals per game (1.79)...Led MAC in field goal percentage (83.3%)...Named MAC West Division Special Teams Player of the Week for his performances vs. Tulsa, Miami, CMU and Akron...Kicked a career-best four field goals against Elon, all of which came in the first half...Totaled a career-best 17 points vs. Elon...Made three field goals vs. Nevada...Made a game-winning 33-yard field goal in 54-51 win over Tulsa as time expired...Made three field goals against Miami (Fla.) including a 49-yarder, tying his career long...Made two of his three field goal attempts against Eastern Michigan...Made a 41-yard field goal against CMU in rainy and windy conditions...Made two of his three field goal attempts against Akron, connecting from 40 yards and 29 yards...Made a 32-yarder against Ball State...Made both field goal attempts against NIU...made a 24-yard FG and all nine of his PAT's against Bowling Green...Made all three of his field goal attempts (30, 33, 40) against Western Michigan...Made a 47-yard field goal and all six PATs against Akron in the MAC Championship Game.

### 2016

Made 13-of-19 field goals and 61-of-62 PATs...Led team and tied for fourth in the MAC in scoring at 7.7 points per game...Tied for sixth in MAC in field goals/game (1.00) and field-goal percentage (68.4%)...Converted a career-long 49-yard field goal against Ball State, one of season-best three successful attempts that game...Also connected on a 47-yarder vs. Ohio and a 44-yarder against NIU.

### 2015

Led MAC and was 23rd in country in field goals made (1.58/game)...Ranked fifth in MAC in field-goal percentage, connecting on 19-of-27 (.704) kicks...Named honorable mention Freshman All-America by [CampusInsiders.com](http://CampusInsiders.com)...Four times made three field goals in a game...Earned MAC West Special Teams Player

### Jameson Vest's Career Statistics

Year	G	FG-FGA	Pct.	18-19	20-29	30-39	40-49	50+	Lg	BI	XP
2015	12	19-27	70.4	2-2	5-7	9-12	3-5	0-1	44	1	49-50
2016	13	13-19	68.4	0-0	5-5	4-6	4-8	0-0	49	1	61-62
2017	14	25-30	83.3	0-0	12-12	8-10	5-6	0-1	49	0	56-58
<b>Totals</b>	<b>39</b>	<b>57-76</b>	<b>75.0</b>	<b>2-2</b>	<b>22-24</b>	<b>21-28</b>	<b>12-19</b>	<b>0-2</b>	<b>49</b>	<b>2</b>	<b>166-170</b>

#### CAREER GAME HIGHS

**Long Field Goal:** 49 (2 times, last at Miami (Fla.), 9-23-17)

**Field Goals in Game:** 4 (Elon, 8-31-17)

# 37

of the Week honors for performance vs. Iowa State on Sept. 19...Made 3-of-4 field goals, including a 42-yarder that sent the game into second overtime vs. Cyclones...Made 3-of-3 field goals with a season-long boot of 44 yards vs. UMass...Made 3-of-3 FGs vs. Arkansas State and 3-of-4 vs. Bowling Green...49-of-50 on PATs.

### HIGH SCHOOL

Ranked as a three-star kicker by [ESPN.com](http://ESPN.com)...Named honorable mention all-state, first-team South Metro, all-region offensive MVP, first-team all-county athlete and first-team all-county kicker...Also named an honorary captain, offensive MVP and special teams MVP as a senior...Had four field goals with a long of 45 yards...As a QB, threw for 1,058 yards, and rushed for 998 yards and 26 touchdowns as a senior...Team's offensive MVP and earned first-team all-county as an "athlete" as a junior...Recorded 1,800 passing yards, 750 rushing yards and 17 total touchdowns as a junior...Kicked five field goals, with a long of 48 yards.

### PERSONAL

Full name Jameson McBride Vest...Parents are Randal and Gail Vest...Has one brother, Chase...Mechanical engineering major.

### Jameson Vest Kicking By Game

#### 2015

Opponent	FG-FGA	18-29	30-39	40-49	50+	XP
at Arkansas	1-2	0-1	1-1	0-0	0-0	1-1
Iowa State	3-4	1-1	1-2	1-1	0-0	3-3
Arkansas State	3-3	1-1	1-1	1-1	0-0	4-4
at Ball State	1-1	0-0	1-1	0-0	0-0	3-3
Kent State	1-3	0-0	0-1	1-2	0-0	5-5
Eastern Michigan	0-0	0-0	0-0	0-0	0-0	9-9
at UMass	3-3	2-2	1-1	0-0	0-0	6-6
Northern Illinois	2-3	0-0	2-2	0-1	0-0	3-3
at Central Michigan	0-2	0-0	0-0	0-0	0-0	4-4
at Bowling Green	3-4	2-2	1-1	0-0	0-1	5-5
Western Michigan	1-1	1-1	0-0	0-0	0-0	3-3
Temple	1-1	0-0	1-1	0-0	0-0	3-4

#### 2016

Opponent	FG-FGA	18-29	30-39	40-49	50+	XP
at Arkansas State	1-2	0-0	0-0	1-2	0-0	4-4
Maine	1-2	0-0	1-1	0-1	0-1	6-6
Fresno State	1-2	1-1	0-0	0-1	0-0	7-7
at BYU	1-2	1-1	0-0	0-1	0-0	6-6
Eastern Michigan	0-0	0-0	0-0	0-0	0-0	5-5
at Bowling Green	0-0	0-0	0-0	0-0	0-0	4-5
Central Michigan	1-2	0-0	1-2	0-0	0-0	4-4
Ohio	2-2	1-1	0-0	1-1	0-0	2-2
at Akron	2-2	2-2	0-0	0-0	0-0	6-6
at Northern Illinois	1-1	0-0	0-0	1-1	0-0	4-4
Ball State	3-3	0-0	2-2	1-1	0-0	4-4
at Western Michigan	0-0	0-0	0-0	0-0	0-0	5-5
Appalachian State	0-1	0-0	0-1	0-0	0-0	4-4

#### 2017

Opponent	FG-FGA	18-29	30-39	40-49	50+	XP
Elon	4-4	3-3	1-1	0-0	0-0	5-5
at Nevada	3-4	3-3	0-1	0-0	0-0	4-4
Tulsa	1-1	0-0	1-1	0-0	0-0	5-5
at Miami	3-3	1-1	1-1	1-1	0-0	1-1
Eastern Michigan	2-4	2-3	0-1	0-0	0-0	2-2
at Central Michigan	1-1	0-0	0-0	1-1	0-0	3-4
Akron	2-3	1-1	0-0	1-1	0-1	6-6
at Ball State	1-1	0-0	1-1	0-0	0-0	7-8
Northern Illinois	2-2	1-1	1-1	0-0	0-0	3-3
at Ohio	1-1	0-0	1-1	0-0	0-0	1-1
at Bowling Green	1-2	1-1	0-0	0-1	0-0	9-9
Western Michigan	3-3	0-0	2-2	1-1	0-0	4-4
Akron	1-2	0-0	0-1	1-1	0-0	6-6

# JAMESON VEST IN THE TOLEDO RECORD BOOKS

## CAREER FIELD GOALS

### FIELD GOALS MADE

1. Rusty Hanna (1989-92)	68
2. Jeremiah Detmer (2011-14)	65
3. Todd France (1998-2001)	59
<b>4. Jameson Vest (2015-present)</b>	<b>57</b>
5. Bruce Nichols (1985-88)	50
6. Alex Steigerwald (2006-09)	48

### FIELD GOALS ATTEMPTED

1. Rusty Hanna (1989-92)	99
2. Todd France (1998-2001)	84
3. Jeremiah Detmer (2011-14)	77
<b>4. Jameson Vest (2015-present)</b>	<b>76</b>
5. Bruce Nichols (1985-88)	70
6. Alex Steigerwald (2006-09)	58

### FIELD GOAL PERCENTAGE

Minimum of 10 field goals made

1. Jeremiah Detmer (2011-14)	84.4%
2. Alex Steigerwald (2006-09)	82.8%
3. Jason Robbins (2002-05)	82.6%
4. Tony Lee (1980-83)	78.4%
<b>5. Jameson Vest (2015-present)</b>	<b>75.0%</b>
6. Bruce Nichols (1985-88)	71.4%

## SEASON FIELD GOALS

### FIELD GOALS MADE

1. <b>Jameson Vest (2017)</b>	<b>25</b>
2. Jeremiah Detmer (2012)	24
3. Rusty Hanna (1992)	21
4. Jeremiah Detmer (2013)	19
<b>Jameson Vest (2015)</b>	<b>19</b>
6. Rusty Hanna (1990)	18
Todd France (1999)	18
8. Jeremiah Detmer (2014)	17
9. Alex Steigerwald (2008)	16
10. Seven players	15

### FIELD GOALS ATTEMPTED

1. <b>Jameson Vest (2017)</b>	<b>30</b>
2. Rusty Hanna (1992)	29
3. Jeremiah Detmer (2012)	29
4. Rusty Hanna (1990)	28
<b>5. Jameson Vest (2015)</b>	<b>27</b>
6. Todd France (1999)	26
7. David Walker (1984)	25
8. Bruce Nichols (1987)	23
9. Tom Duncan (1979)	22
Jeremiah Detmer (2014)	22

### FIELD GOAL PERCENTAGE

(Minimum of 5 field goals made)

1. Jason Robbins (2005)	100.0% (13-13)
Alex Steigerwald (2007)	100.0% (13-13)
3. Jeremiah Detmer (2013)	95.0% (19-20)
4. Jason Robbins (2004)	90.0% (9-10)
5. Bruce Nichols (1988)	88.2% (15-17)
6. Alex Steigerwald (2007)	87.5% (7-8)
7. David Ridgeway (1980)	83.3% (5-6)
<b>Jameson Vest (2017)</b>	<b>83.3% (25-30)</b>
9. Jeremiah Detmer (2012)	82.8% (24-29)
10. Jason Robbins (2002)	81.3% (13-16)

## CAREER EXTRA POINTS

### Extra Points Made

1. Jason Robbins (2002-05)	211
2. Todd France (1998-2001)	154
3. Jeremiah Detmer (2011-14)	145
4. Alex Steigerwald (2006-09)	143
<b>5. Jameson Vest (2015-present)</b>	<b>110</b>

### Extra Points Attempted

1. Jason Robbins (2002-05)	223
2. Todd France (1998-2001)	156
3. Jeremiah Detmer (2011-14)	151
4. Alex Steigerwald (2006-09)	150
<b>5. Jameson Vest (2015-present)</b>	<b>112</b>

### Extra Point Percentage

1. Todd France (1998-2001)	98.7%
<b>2. Jameson Vest (2015-present)</b>	<b>98.2%</b>
3. Ryan Casano (2009-11)	97.4%
4. Ken Crots (1967-69)	96.3%
5. Jeremiah Detmer (2011-14)	96.0%

## SEASON EXTRA POINTS

### Extra Points Made

1. Ryan Casano (2011)	66
<b>2. Jameson Vest (2016)</b>	<b>61</b>
3. Jeremiah Detmer (2014)	57
<b>4. Jameson Vest (2017)</b>	<b>56</b>
5. Jason Robbins (2004)	55

## GAME EXTRA POINTS

### Extra Points Made

1. Robert Carson vs. Davis & Elkins (1951)	10
Alex Steigerwald vs. N. Illinois (2007)	10
3. Ryan Casano vs. WMU (2011)	9
Jeremiah Detmer vs. Arkansas St. (2015)	9
<b>Jameson Vest vs. Eastern Michigan (2015)</b>	<b>9</b>
<b>Jameson Vest vs. BGSU (2017)</b>	<b>9</b>







## Victor Williams Jr.

28

Defensive Back • 5-10 • 190 • So.  
Warren, Ohio • Warren Howland HS

### 2017

Played in 10 games as a reserve defensive back, making nine tackles...Had three tackles in games vs. Akron and Ball State.

### HIGH SCHOOL

Three-star recruit by Scout.com and 247 Sports...Earned first-team all-state honors and was named the Division III Defensive Player of the Year as a senior...Had 977 all-purpose yards with nine total touchdowns, 74 tackles, 22 TFL, 13 sacks, and four forced fumbles, earning first-team all-state honors as a junior...High school coach was Dom Menendez.

### PERSONAL

Full name is Victor Williams Jr....Parents are Victor Williams Sr. and Pam Williams...Has one brother Stephen...Business major.



### Victor Williams' Career Statistics

Year	G/S	UT	AT	TT	TFL	Sack	FF	Int	BrUp	QBH
2017	10/0	2	7	9	0.5	0	0	0	0	0
<b>Totals</b>	<b>10/0</b>	<b>2</b>	<b>7</b>	<b>9</b>	<b>0.5</b>	<b>0</b>	<b>0</b>	<b>0</b>	<b>0</b>	<b>0</b>

#### CAREER GAME HIGHS

**Tackles:** 3 (Twice, last vs. Ball State, 10-26-17)



## Tre'Shun Wilson

40

Linebacker • 6-0 • 232 • So.  
Montgomery, Ala. • Robert E. Lee HS

### 2017

Injured in season opener and sat out rest of season.

### 2016

Sat out season as a redshirt.

### HIGH SCHOOL

Had 88 tackles, 13 tackles for loss and five sacks as a senior, earning honorable mention all-area...Added three fumble recoveries and returned one interception for a touchdown...As a junior, had 56 tackles, eight tackles for loss, three sacks, three forced fumbles and two fumble recoveries...Also was a catcher and third baseman on the baseball team...High school football coach was Tyrone Rogers.

### PERSONAL

Full name is Tre'Shun Lemario Wilson...Mother is Tracy Wilson...Has one sister, Shakera...Media communication major.



## Samuel Womack

19

Defensive Back • 5-10 • 180 • So.  
Detroit, Mich. • East English Village Prep

### 2017

Played in six games as a reserve defensive back, making four tackles...Had his first career interception vs. Bowling Green.

### HIGH SCHOOL

Had 88 tackles, 13 tackles for loss and five sacks as a senior, earning honorable mention all-area...Added three fumble recoveries and returned one interception for a touchdown...As a junior, had 56 tackles, eight tackles for loss, three sacks, three forced fumbles and two fumble recoveries...Also was a catcher and third baseman on the baseball team...High school football coach was Tyrone Rogers.

### PERSONAL

Business major.

# 2018 NEWCOMERS



**Conner  
Ashman**

79

Offensive Lineman • 6-2 • 285 • Fr. (R)  
Bowling Green, Ohio • Bowling Green HS

## HIGH SCHOOL

Two-time First-Team All-Northern Lakes League, second-team all-district and All-Toledo Blade...Team captain as a senior...Helped lead Bowling Green to 15 wins and two OHSAA post-season appearances during his junior and senior seasons...NFF Scholar Athlete Award recipient as a senior.

## PERSONAL

Full name is Conner William Ashman...Parents are Steve and Jenny Ashman...Has a brother, Drew, and two sisters, Kaylee and Lyndsay...Finance major.



**Alex  
Bannister**

39

Running Back • 5-10 • 174 • Fr. (R)  
Monroe, Ohio • Monroe HS

## 2018

Joined team in spring of 2018 and participated in spring practice season.

## HIGH SCHOOL

As a senior at Monroe, played cornerback and safety on defense and wide receiver, tight end, and running back on offense...Named Journal-News athlete of the week on Nov. 7, 2016.

## PERSONAL

Media communication major...Father, Alex, played wide receiver in the NFL for the Seattle Seahawks and Baltimore Ravens.



**Nate  
Bauer**

37

Cornerback • 6-0 • 190 • Fr.  
Akron, Ohio • Archbishop Hoban HS

## HIGH SCHOOL

Three-star prospect according to Scout.com and 247 Sports...Helped Archbishop Hoban win a state championship in 2017, its first season playing elevated competition in Division II...Recorded three tackles, one TFL, and two pass breakups in the state championship game, as well as one reception for 36 yards...Also helped the Knights to Division III state championships in 2015 and 2016.

## PERSONAL

Full name is Nate Gerald Bauer...Parents are Tom and Vicki Bauer...Plans to major in business.



**Desmond  
Bernard**

36

Cornerback • 5-9 • 170 • Fr. (R)  
Lexington, Ky. • Bryan Station HS

## 2018

Joined team in spring of 2018 and participated in spring practice season.


## HIGH SCHOOL

Helped Bryan Station to a Class 6A KHSAA postseason appearance as a senior in 2016...Tallied 74 yards on five receptions in the Defenders' playoff game...Also helped lead Bryan Station to a 2017 state title in track & field.

## PERSONAL

Major is social work.





## Daniel Bolden

31

Linebacker • 6-1 • 242 • Fr.  
Cincinnati, Ohio • Colerain HS

### HIGH SCHOOL

Three-star recruit according to Scout.com and 247 Sports... Helped lead Colerain to an OHSAA state semifinal appearance as a senior and was named first-team All-Greater Miami Conference, All-Southwest Ohio, and All-Ohio... Team captain and 2017 team MVP tallied 127 tackles as a senior as well as six sacks, four forced fumbles, four interceptions, and two touchdowns... Started 42 consecutive games at linebacker for Colerain.

### PERSONAL

Full name is Daniel Thomas Bolden... Parents are Dan and Kathy Bolden... Plans to major in marketing.



## Carter Bradley

2

Quarterback • 6-3 • 208 • Fr.  
Jacksonville, Fla. • Providence HS

### HIGH SCHOOL

Three-star prospect according to Scout.com and 247 Sports... Also a consensus Top 20 pro-style quarterback prospect... Participated in the Elite 11 finals, which annually invites only the best high school quarterbacks in the nation to attend.

### PERSONAL

Full name is Carter Roy Bradley... Parents are Gus and Michaela Bradley... Has two sisters, Anna and Ella, and one brother, Eli... Plans to major in education.



## Dakari Carter

29

Wide Receiver • 5-9 • 167 • Fr.  
Streetsboro, Ohio • Streetsboro HS

### HIGH SCHOOL

Caught 65 passes for 568 yards and 10 touchdowns as a senior... Played only briefly as a junior due to injury... Caught 41 passes for 702 yards and four TDs as a sophomore... Three-time state champion in the 100-meter dash... Failed to earn a fourth title as a senior due to hamstring injury... High school coach was John Arlesic.

### PERSONAL

Full name is Dakari Javon Carter... Parents are Richard McMillion and Jenell Carter... Has one sister, Diamond and one brother, Deon... Plans to major in pre-dentistry.



## Jalin Cooper

87

Wide Receiver • 6-4 • 180 • Fr.  
Medina, N.Y. • Medina HS

### HIGH SCHOOL

Three-star recruit according to Scout.com and 247 Sports... 14th-ranked recruit from the state of New York in the 2018 class... All-state performer as a junior in 2016, when he totaled 1,213 total yards and 16 touchdowns (seven rushing, six receiving, two kickoff returns, one punt return)... Caught 14 passes for 262 yards and four touchdowns in 2017... Tied a career-high with 247 kick return yards as a senior and had four return touchdowns during his career.

### PERSONAL

Full name is Jalin Roscoe Cooper... Parents are Eric and Sandra Hellwig... Has two brothers, Adam and Jason... Plans to major in social work.



## Evander Craft

9

Linebacker • 6-3 • 220 • Jr.  
St. Francis, Wisc. • St. Francis HS/College of DuPage

### JUNIOR COLLEGE

Three-star prospect according to Scout.com and 247 Sports... Played linebacker at College of DuPage, helping the Chaparrals to a 7-3 record in 2017.

### HIGH SCHOOL

All-state and all-conference running back as a senior, earning conference player of the year honors in 2016...Rushed for 2,207 yards and 29 touchdowns, averaging 11.0 yards per carry.

### PERSONAL

Full name is Evander James Craft...Father is Horace Craft...Father played college football and was a professional boxer...Plans to major in business.



## Jahneil Douglas

54

Defensive Lineman • 6-3 • 292 • Fr. (R)  
Toledo, Ohio • Start HS

### 2018

Joined team in spring of 2018 and participated in spring practice season.

### HIGH SCHOOL

First-team AP All-Ohio honoree in 2016 after playing both offensive and defensive line, tallying 55 tackles.

### PERSONAL

A 2017 graduate of Start High School in Toledo...Major is undecided.



## Lavel Dumont

74


Wide Receiver • 6-4 • 180 • Fr.  
Tampa, Fla. • Wharton HS

### HIGH SCHOOL

Three-star prospect according to Scout.com and 247 Sports... Named one of the 50 best players in the Tampa area prior to the 2017 season by the Tampa Bay Times, despite playing organized football for the first time in 2016.

### PERSONAL

Full name is Lavel Christopher Dumont...Parents are Lavel and Shanta Dumont...Plans to major in communications.



## Chase Hartley

30

Linebacker • 6-1 • 220 • Fr.  
Port St. Lucie, Fla. • West Centennial HS

### HIGH SCHOOL

Attended West Centennial High School before finishing his career at Palmetto Prep Academy.

### PERSONAL

Full name is Chase Michael Hartley...Parents are Jim Hartley and Christian Hartley...Major is undecided.



## Conor Head

Offensive Lineman • 6-3 • 261 • Fr.  
Richfield, Ohio • Revere HS

### HIGH SCHOOL

Earned first-team all-state honors during his playing career at Revere...Two-time Northeast All-Inland District selection and Suburban League selection...Honored by the local media, being named to the Akron Beacon Journal's All-Star team.

### PERSONAL

Full name is Conor James Head...Parents are Eric and Lori Head...Plans to major in exercise science.





## Jordan Hendy

22

Cornerback • 6-1 • 180 • Jr.  
Sunnyvale, Calif. • Fremont HS/College of San Mateo

### 2018

Joined team in spring of 2018 and participated in spring practice season.

### JUNIOR COLLEGE

Three-star prospect according to Scout.com and 247 Sports... In 2017, tallied 24 tackles in nine games with the College of San Mateo...Recorded nine pass breakups and three interceptions, two of which he returned for touchdowns.

### HIGH SCHOOL

Totaled 2,202 all purpose yards during his final two seasons and scored 23 touchdowns.

### PERSONAL

Environmental studies major.



## Jamal Hines

91

Defensive End • 6-2 • 240 • Fr.  
Cincinnati, Ohio • Princeton HS

### 2018

Joined team in spring of 2018 and participated in spring practice season.

### HIGH SCHOOL

Three-star prospect according to Scout.com and 247 Sports... Earned AP Division II all-district honors as a junior and was a first-team All-Greater Miami Conference selection.

### PERSONAL

Plans to major in criminal justice.



## Saeed Holt

20

Safety • 6-0 • 190 • Fr.  
Pittsburgh, Pa. • Woodland Hills HS

### 2018

Joined team in spring of 2018 and participated in spring practice season.

### HIGH SCHOOL

Woodland Hills won 35 games during Holt's four years on the varsity football team, including an 11-1 mark his junior season... Named Pittsburgh Post-Gazette Athlete of the Week (Sept. 15, 2016).

### PERSONAL

Major is undecided.



## Jake Hudson

92

Defensive End • 6-4 • 240 • Jr.  
Mission Viejo, Calif. • Tesoro HS/ Saddleback CC

### 2018

Joined team in spring of 2018 and participated in spring practice season.

### HIGH SCHOOL

Three-star prospect according to Scout.com and 247 Sports... In 21 games for Saddleback CC, he accumulated 68 tackles, 18 TFL, and 10.0 sacks...In 2017, he also forced three fumbles and broke up two passes, helping Saddleback to a record of 8-3.

### PERSONAL

Full name is Jake Alan Hudson...Parents are Blake and Allison Hudson...Has one sister, Erica, and one brother, Ryan...Plans to major in political science.



## Desjuan Johnson

85

Defensive End • 6-3 • 240 • Fr.  
Detroit, Mich. • East English Village Prep

### HIGH SCHOOL

Three-star prospect according to Scout.com and 247 Sports... Helped East English Village Prep to an MHSAA Division II district final appearance as a senior and a 9-2 record.

### PERSONAL

A 2018 graduate of East English Village Prep High School in Detroit, Mich.



## Dyontae Johnson

45

Outside Linebacker • 6-2 • 210 • Fr.  
Detroit, Mich. • Cass Technical HS

### HIGH SCHOOL

Three-star prospect according to Scout.com and 247 Sports... Helped Cass Tech to an MHSAA state championship and an undefeated season in 2016 and regional titles in 2016 and 2017... Received the team's Linebacker Leadership Award as a junior and senior.

### PERSONAL

Full name is Dyontae Antjuan Johnson...Mother is Makita Morris...Has one brother, Davion, and one sister, Dari...Plans to major in mechanical engineering.



## Melvin Johnson II

86

Defensive End • 6-3 • 280 • Jr.  
Las Vegas, Nev. • Canyon Springs HS/Riverside CC

### JUNIOR COLLEGE

Three-star prospect according to Scout.com and 247 Sports... Ranked as the No. 110 overall junior college player in the class and the No. 14 junior college defensive tackle by 247Sports... Helped Riverside finish 10-2 overall with a 4-1 mark in conference play as a sophomore in 2016...Named first-team All-America by the California Community College Football Coaches Association...Finished fifth on the team with 37 tackles and second with 9.0 tackles for loss...Had at least one tackle in 11 games...Tallied six multi-tackle games, including two six-tackle performances ... Logged at least a half-tackle for loss in each of the first eight games, including 1.0 in each of the first four and a career-high 2.5 in a 77-7 win against LA Harbor...Part of a defense that allowed only seven TDs...Totaled 18 tackles, including 3.5 for loss and 1.5 sacks, as a freshman in 2015

### HIGH SCHOOL

First-team all-state and all-conference defensive lineman.

### PERSONAL

Full name is Melvin Terrell Johnson II...Mother is Frances Johnson, father is Melvin Johnson...Plans to major in criminal justice.



## Bryant Koback

22

Running Back • 6-0 • 195 • Fr. (R)  
Holland, Ohio • Springfield HS/Kentucky

### 2018

Joined team in spring of 2018 and participated in spring practice season...Transfer from the University of Kentucky...Sat out the 2017 season as a redshirt.

### HIGH SCHOOL

Three-star recruit by 247Sports who was rated the No. 37 running back in 2017...Four-year letterwinner, three-year starter, and two-time team captain...Prior to suffering a leg injury in 2016, he had rushed 93 times for 1,096 yards and 21 total touchdowns (19 rushing and two receiving) in four games...Rushed for 2,015 yards and 31 touchdowns on 194 carries as a junior...Named Division II first-team All-State by The Associated Press in 2015...Totaled 57 career touchdowns and over 4,400 all-purpose yards in his prep career

### PERSONAL

Born in Toledo, Ohio...Mother is Mary Koback...Business major.





## Tyler Long

60

Offensive Lineman • 6-4 • 295 • Fr.  
Toledo, Ohio • Springfield HS

### HIGH SCHOOL

Helped Springfield to a 10-1 record and a Northern Lakes League (NLL) championship in 2016...Was named first-team All-NLL and second-team Division II all-district for his part in the Blue Devils' success...Was named a first-team Division II all-state selection in 2017 by the Ohio Prep Sportswriters Association.

### PERSONAL

Full name is Tyler Scott Long...Parents are Craig and Bobbilyn Long...Plans to major in construction engineering technology.



## Alex Morgan

84

Tight End • 6-5 • 245 • Fr.  
Pickerington, Ohio • Pickerington Central HS

### HIGH SCHOOL

Three-star prospect according to Scout.com and 247 Sports... Helped Pickerington Central to an OHSAA Division I state championship as a senior, catching two passes for 72 yards in the title game.

### PERSONAL

A 2018 graduate of Pickerington Central High School in Pickerington, Ohio.



## Derrius Mullins

52

Defensive Lineman • 6-5 • 335 • Fr. (R)  
Columbus, Ohio • St. Francis DeSales HS

### HIGH SCHOOL

Three-star prospect according to Scout.com and 247 Sports... Two-time all-state honoree as well as a two-time all-conference and all-district player...Finished his career making 29 consecutive starts on the defensive line, and his senior year he registered 78 tackles and 25.5 tackles for loss...In 2016, he helped take St. Francis De Sales to the OHSAA Division III state semifinals, a year in which the team finished with a record of 13-1... Also qualified twice for track and field state championships in the shot put and discus.

### PERSONAL

Full name is Derrius Lovell Mullins...Mother is Miss Mullins...Has one brother, Jahleel, and two sisters, Kiani and Aliyah...Media communication major.

## Devan Rogers

34

Defensive Tackle • 6-2 • 285 • Fr.  
Sidney, Ohio • Sidney HS

### HIGH SCHOOL

Three-star prospect according to Scout.com and 247 Sports... Three-time Greater Western Ohio-North all-conference honoree and an all-state player...He helped Sidney to a 10-2 record as a senior while tallying 84 tackles...In three years of varsity football, Rogers averaged 8.0 tackles per game, recording 255 stops in his career.

### PERSONAL

A 2018 graduate of Sidney High School in Sidney, Ohio.



## Brock Ruble

71

Offensive Lineman • 6-8 • 330 • Sr.  
Charlotte Hall, Md. • DeMatha Catholic HS/  
Florida State

### 2018

Joined team in spring of 2018 as a graduate transfer and participated in spring practice.

### AT FLORIDA STATE (2014-17)

Appeared in 28 games for the Seminoles, making 13 starts...Suffered early-season injury and sat out most of 2017 season...Started seven games as a sophomore in 2016 and was instrumental in Florida State's offense ranking No. 3 in the ACC in total yards (466.2) and No. 4 in scoring (35.1)...Started six games as a redshirt freshman.

### HIGH SCHOOL

Consensus three-star recruit from the 2014 class...Ranked as No. 9 player in Maryland and nation's No. 35 offensive tackle prospect by 247Sports...PrepStar Magazine All-Atlantic Region...Helped lead DeMatha Catholic to an 11-1 record and the Washington Catholic Athletic Conference championship in 2013 for the school's first title since 2008...DeMatha's offense averaged 31 points per game...Captured consensus Maryland all-state first team and All-Gazette First Team accolades in 2013.

### PERSONAL

Pursuing his master's degree in education.



## Caleb Sutherland

26

Safety • 6-0 • 181 • Fr.  
Seffner, Fla. • Armwood HS

### 2018

Joined team in spring of 2018 and participated in spring practice season.

### HIGH SCHOOL

Three-star recruit according to Scout.com and 247 Sports...As a senior in 2017, he served as a team captain and helped lead Armwood to a 14-1 record and to Florida's Class 6A state championship game...Tallied 36 tackles, including 12.0 for loss, and two sacks...For his career, Sutherland totaled 101 tackles, 27.0 TFL, 6.0 sacks, 11 pass breakups, and a 60-yard interception return for a touchdown.

### PERSONAL

Full name is Caleb Malik Sutherland...Parents are Isaac Anderson and Taranika Sutherland...Has three siblings: Calen, Khalif, and Taraji...Biology major.



## Terrance Taylor

87

Defensive End • 6-4 • 214 • Fr.  
Chicago, Ill. • Phillips HS

### HIGH SCHOOL

Three-star prospect according to Scout.com and 247 Sports...Won an IHSA 5A state championship as a senior, helping Phillips become the first Chicago Public Schools member to win an IHSA state title...In the championship game, he registered seven tackles and three sacks to help Phillips to a 33-7 triumph...Had 104 total tackles in 2017, 16 TFL, and 31 sacks en route to an all-state distinction.

### PERSONAL

A 2018 graduate of Phillips High School in Chicago, Ill.



## Cross Wilkinson

9

Quarterback • 6-3 • 205 • Fr.  
Wheeling, W. Va. • Wheeling Park HS

### HIGH SCHOOL

Three-star prospect according to Scout.com and 247 Sports and the third-ranked prospect in West Virginia...Helped lead Wheeling Park to a state title as a sophomore in 2015, a year in which he threw for 2,249 yards, 27 touchdowns, and just six interceptions...For his career, Wilkinson accumulated 6,447 passing yards and 64 touchdowns, averaging 15.5 yards per attempt...His 2,406 passing yards as a senior were a career-best.

### PERSONAL

Full name is Cross Michael Wilkinson...Parents are Jeff and Deborah Wilkinson...Has two siblings, Taylor and Cole...Plans to major in business.





# 2017 Season in Review





# 2017 Game Reviews

**Game #1**

**Aug. 31 - Glass Bowl**

**Toledo 43, Elon 13**



**Logan Woodside**

## SCORING RECAP

### SCORING

	1	2	3	4		F
Elon	0	7	0	6	—	13
Toledo	13	6	21	7	—	47

### 1st Quarter

9:54 TOLEDO - VEST, Jameson 28 yd field goal, 8-40 2:35  
8:39 TOLEDO - SWANSON, Terry 1 yd run (VEST, Jameson kick), 2-70 0:21  
3:57 TOLEDO - VEST, Jameson 27 yd field goal, 7-30 2:40

### 2nd Quarter

12:23 TOLEDO - VEST, Jameson 32 yd field goal, 11-39 4:23  
4:33 ELON - Brelynd Cyphers 9 yd run (Owen Johnson kick), 6-37 3:24  
0:56 TOLEDO - VEST, Jameson 21 yd field goal, 10-79 3:32

### 3rd Quarter

14:46 TOLEDO - JOHNSON, Diontae 99 yd kickoff return (VEST, Jameson kick)  
7:23 TOLEDO - SWANSON, Terry 5 yd run (VEST, Jameson kick), 9-59 2:57  
2:05 TOLEDO - GILLIAM, Reggie 1 yd run (VEST, Jameson kick), 8-80 2:38

### 4th Quarter

9:47 ELON - Malcolm Summers 1 yd run (Owen Johnson kick failed), 7-53 4:28  
0:49 TOLEDO - SEYMOUR, Shakif 9 yd run (VEST, Jameson kick), 8-81 4:13

Attendance: 22,104

• Logan Woodside threw for 314 yards to lead Toledo to a 47-13 victory over Elon in the season opener.

• Toledo's offense racked up 553 yards of total offense, while the Rockets' defense limited the Phoenix to just 175 yards of total offense. Elon gained just 65 yards in the first half and did not complete their first pass until the 11:06 mark of the third quarter.

• Cody Thompson caught five passes for 112 yards. Diontae Johnson caught four passes for 102 yards and returned a kickoff for a touchdown.

• The rushing attack was led by Terry Swanson, who rushed for a pair of touchdowns, along with Shakif Seymour (102 yards, one TD) and Art Thompkins (99 yards).

• Jameson Vest kicked a career-best four field goals.

## TEAM STATISTICS

	Elon	TOLEDO
FIRST DOWNS	7	25
RUSHES-YARDS (NET)	40-128	41-239
PASSING YDS (NET)	47	314
Passes Att-Comp-Int	14-3-1	34-19-1
TOTAL OFFENSE PLAYS-YARDS	54-175	75-553
Fumble Returns-Yards	0-0	0-0
Punt Returns-Yards	0-0	5-29
Kickoff Returns-Yards	8-150	3-130
Interception Returns-Yards	1-19	1-0
Punts (Number-Avg)	9-39.6	2-27.5
Fumbles-Lost	0-0	1-1
Penalties-Yards	5-40	2-20
Possession Time	29:01	30:59
Third-Down Conversions	4 of 14	6 of 14
Fourth-Down Conversions	0 of 1	1 of 2
Red-Zone Scores-Chances	2-2	8-8
Sacks By: Number-Yards	2-7	1-4

**RUSHING:** Elon-Brelynd Cyphers 20-69; Malcolm Summers 6-30; De'Sean McNair 4-19; Jalen Greene 7-16; Kortez Weeks 1-minus 1; TEAM 2-minus 5.

**TOLEDO-SEYMOUR,** Shakif 11-102; THOMPkins, Art 15-99; SWANSON, Terry 11-36; GUADAGNI, Mitchell 1-8; GILLIAM, Reggie 1-1; WOODSIDE, Logan 2-minus 7.

**PASSING:** Elon-Davis Cheek 2-10-1-22; Jalen Greene 1-3-0-25; Kortez Weeks 0-1-0-0. **TOLEDO-WOODSIDE,** Logan 19-31-0-314; GUADAGNI, Mitchell 0-3-1-0.

**RECEIVING:** Elon-Kortez Weeks 2-22; Matt Foster 1-25. **TOLEDO-THOMPSON,** Cody 5-112; JOHNSON, Diontae 4-102; JOHNSON, Jon'Vea 4-51; SWANSON, Terry 2-28; THOMPkins, Art 2-9; RICHARDS, Darryl 1-9; MCKINLEY-LEWIS, D. 1-3. Mack, Blake 2-87; Murray, Chris 1-11; McInnis, Justin 1-4; Sanders, K. 1-3.



# 2017 Game Reviews

**Game #2**  
**Sept. 9 - at Nevada**

**Toledo 37, Nevada 24**



**Cody Thompson**

## SCORING RECAP

<b><u>SCORING</u></b>	<b><u>1</u></b>	<b><u>2</u></b>	<b><u>3</u></b>	<b><u>4</u></b>		<b><u>F</u></b>
<b>Toledo</b>	<b>10</b>	<b>10</b>	<b>14</b>	<b>3</b>	<b>—</b>	<b>37</b>
Nevada	3	7	14	0	—	24

### 1st Quarter

10:51 TOLEDO - VEST, Jameson 25 yd field goal, 9-38 2:11  
8:54 NEV - PETTIT, Spencer 47 yd field goal, 6-45 1:57  
3:21 TOLEDO - JOHNSON, Diontae 12 yd pass from WOODSIDE, Logan (VEST, Jameson kick), 8-50 3:06

### 2nd Quarter

10:59 TOLEDO - SWANSON, Terry 3 yd run (VEST, Jameson kick), 5-34 1:53  
5:17 TOLEDO - VEST, Jameson 26 yd field goal, 12-60 4:56  
0:52 NEV - HENLEY, Daiyan 19 yd pass from GANGI, Ty (PETTIT, Spencer kick), 13-75 4:25

### 3rd Quarter

8:41 TOLEDO - SWANSON, Terry 1 yd run (VEST, Jameson kick), 13-75 6:19  
7:11 NEV - GANGI, Ty 1 yd run (PETTIT, Spencer kick), 6-75 1:30  
3:45 TOLEDO - THOMPSON, Cody 8 yd pass from WOODSIDE, Logan (VEST, Jameson kick), 7-75 3:26  
3:36 NEV - MANNIX, McLane 75 yd pass from GANGI, Ty (PETTIT, Spencer kick), 1-75 0:09

### 4th Quarter

4:31 TOLEDO - VEST, Jameson 23 yd field goal, 9-31 4:18

**Attendance:** 18,617

- Toledo outgained the Wolfpack in total yards, 426-386, and never trailed in the contest. The Rockets, who led by as many as 17 points in both halves, also forced two key turnovers in the second half.

- Nevada cut the lead to 34-24 on a 75-yard bomb late in the third quarter but Toledo's defense shut the Wolfpack down the rest of the way.

- Logan Woodside threw for 232 yards and two touchdowns.

- Cody Thompson caught eight passes for 101 yards.

- Terry Swanson rushed for 101 yards and added two touchdowns.

- Jameson Vest had three field goals, the third coming with less than five minutes left in the game to seal the final score.

## TEAM STATISTICS

	TOLEDO	Nevada
FIRST DOWNS	28	22
RUSHES-YARDS (NET)	60-194	24-109
PASSING YDS (NET)	232	277
Passes Att-Comp-Int	27-19-0	37-19-1
TOTAL OFFENSE PLAYS-YARDS	87-426	61-386
Fumble Returns-Yards	0-0	0-0
Punt Returns-Yards	1-18	1-0
Kickoff Returns-Yards	0-0	2-48
Interception Returns-Yards	1-7	0-0
Punts (Number-Avg)	2-35.0	4-21.5
Fumbles-Lost	0-0	2-1
Penalties-Yards	14-110	9-75
Possession Time	40:14	19:46
Third-Down Conversions	7 of 15	5 of 13
Fourth-Down Conversions	0 of 1	1 of 3
Red-Zone Scores-Chances	7-9	2-3
Sacks By: Number-Yards	1-5	0-0

**RUSHING:** TOLEDO-SWANSON, Terry 27-101; THOMPSON, Art 12-54; SEYMOUR, Shakif 14-48; GILLIAM, Reggie 1-0; PHILLIPS, Desmond 1-minus 1; WOODSIDE, Logan 3-minus 1; TEAM 2-minus 1. **Nevada**-KINCAIDE, J. 12-63; MOORE, Kelton 6-26; GANGI, Ty 6-20.

**PASSING:** TOLEDO-WOODSIDE, Logan 19-27-0-232. **Nevada**-GANGI, Ty 19-37-1-277.

**RECEIVING:** TOLEDO-THOMPSON, Cody 8-101; JOHNSON, Diontae 4-53; JOHNSON, Jon'Vea 3-37; SWANSON, Terry 2-16; FISHER, Jordan 1-25; PHILLIPS, Desmond 1-0. **Nevada**-MANNIX, McLane 6-139; DEMPS, Wyatt 6-95; HENLEY, Daiyan 2-23; MOORE, Kelton 2-8; KINCAIDE, J. 2-1; SCOTT, Brandon 1-11.



# 2017 Game Reviews

**Game #3**  
**Sept. 16 - Glass Bowl**

**Toledo 54, Tulsa 51**



**Jameson Vest**

- On the night celebrating 100 years of Rockets Football, Toledo rallied from a 21-point deficit, the third-biggest comeback in the history of the program.
- The Rockets trailed 28-7 in the first half, fought their way back into the game in the third quarter, then outlasted the Golden Hurricane down the stretch.
- Jameson Vest booted a 33-yard field goal as time expired for the win.
- Logan Woodside threw for 458 yards and a school-record tying six touchdowns.
- Cody Thompson set career highs in both receptions (9) and receiving yards (178). He also caught three of Woodside's six TD throws, including a miraculous one-armed grab in the third quarter that gave Toledo its first lead of the game, 34-31.

## SCORING RECAP

<b><u>SCORING</u></b>	<b><u>1</u></b>	<b><u>2</u></b>	<b><u>3</u></b>	<b><u>4</u></b>		<b><u>F</u></b>
Tulsa	21	7	9	14	—	51
<b>Toledo</b>	<b>7</b>	<b>7</b>	<b>22</b>	<b>18</b>	<b>—</b>	<b>54</b>

### 1st Quarter

09:34 TULSA - PRESIDENT, Chad 8 yd run (JONES, Redford kick), 18-77 5:26  
09:23 TOLEDO - MCKINLEY-LEWIS, D. 60 yd pass from WOODSIDE, Logan (VEST, Jameson kick), 1-75 0:11  
08:21 TULSA - BROOKS, Shamari 63 yd run (JONES, Redford kick), 4-74 0:57  
03:17 TULSA - SUITS, Craig 37 yd interception return (JONES, Redford kick)

### 2nd Quarter

05:01 TULSA - BROOKS, Shamari 8 yd run (JONES, Redford kick), 5-58 1:24  
00:28 TOLEDO - THOMPSON, Cody 26 yd pass from WOODSIDE, Logan (VEST, Jameson kick), 11-95 4:24

### 3rd Quarter

14:05 TOLEDO - SWANSON, Terry 49 yd run (VEST, Jameson kick), 4-75 0:55  
09:10 TULSA - JONES, Redford 25 yd field goal, 12-67 4:55  
08:55 TOLEDO - THOMPSON, Cody 81 yd pass from WOODSIDE, Logan (VEST, Jameson kick), 1-81 0:10  
03:13 TOLEDO - THOMPSON, Cody 15 yd pass from WOODSIDE, Logan (VEST, Jameson kick failed), 9-62 3:23  
00:56 TULSA - BREWER, D'Angelo 1 yd run (JONES, Redford kick blocked), 7-75 2:17  
00:56 TOLEDO - TEACHEY, Josh PAT return

### 4th Quarter

12:07 TULSA - PRESIDENT, Chad 39 yd run (JONES, Redford kick), 6-70 2:44  
10:18 TOLEDO - JOHNSON, Diontae 49 yd pass from WOODSIDE, Logan (FISHER, Jordan pass from WOODSIDE, Logan), 5-73 1:43  
08:04 TOLEDO - JOHNSON, Diontae 74 yd pass from WOODSIDE, Logan (VEST, Jameson kick), 1-74 0:09  
02:47 TULSA - BROOKS, Shamari 1 yd run (JONES, Redford kick), 14-81 5:11  
00:00 TOLEDO - VEST, Jameson 33 yd field goal, 8-59 2:47

**Attendance:** 24,239

## TEAM STATISTICS

	Tulsa	TOLEDO
FIRST DOWNS	29	29
RUSHES-YARDS (NET)	68-423	33-221
PASSING YDS (NET)	125	458
Passes Att-Comp-Int	20-12-0	33-22-1
TOTAL OFFENSE PLAYS-YARDS	88-548	66-679
Fumble Returns-Yards	0-0	0-0
Punt Returns-Yards	0-0	0-0
Kickoff Returns-Yards	6-101	5-86
Interception Returns-Yards	1-37	0-0
Punts (Number-Avg)	3-36.3	3-44.7
Fumbles-Lost	1-0	0-0
Penalties-Yards	9-97	15-150
Possession Time	34:22	25:38
Third-Down Conversions	8 of 16	3 of 7
Fourth-Down Conversions	3 of 4	0 of 1
Red-Zone Scores-Chances	5-5	2-2
Sacks By: Number-Yards	1-10	2-6

**RUSHING: TOLEDO**-SWANSON, Terry 19-139; THOMPSON, Art 12-83; WOODSIDE, Logan 2-minus 1. **Tulsa**-BREWER, D'Angel. 38-152; BROOKS, Shamari 18-141; PRESIDENT, Chad 12-130.

**PASSING: TOLEDO**-WOODSIDE, Logan 22-33-1-458. **Tulsa**-PRESIDENT, Chad 12-20-0-125.

**RECEIVING: TOLEDO**-THOMPSON, Cody 9-178; JOHNSON, Diontae 4-142; MCKINLEY-LEWIS, Danzel 2-83; JOHNSON, Jon'Vea 2-26; THOMPSON, Art 2-17; PHILLIPS, Desmond 2-9; SWANSON, Terry 1-3. **Tulsa**-HOBBS, Justin 5-68; JOHNSON, Keenen 5-44; STEWART, Josh 1-10; MINTER, Chris 1-3.



# 2017 Game Reviews

**Game #4**  
**Sept. 23 - at Miami (Fla.).**

## #14 Miami 52, Toledo 30



Diontae Johnson

### SCORING RECAP

SCORING	1	2	3	4	F
Toledo	0	16	0	14	- 30
Miami (Fla.)	10	0	14	28	- 52

#### 1st Quarter

08:57 UM - Walton, M 44 yd run (Badgley, M kick), 5-85 2:08  
03:40 UM - Badgley, M 19 yd field goal, 6-83 2:37

#### 2nd Quarter

14:08 TOLEDO - VEST, Jameson 24 yd field goal, 11-68 4:32  
07:48 TOLEDO - VEST, Jameson 49 yd field goal, 12-31 5:05  
03:30 TOLEDO - JOHNSON, Jon'Vea 37 yd pass from WOODSIDE, Logan (VEST, Jameson kick), 8-84 2:15  
00:00 TOLEDO - VEST, Jameson 32 yd field goal, 10-67 1:51

#### 3rd Quarter

05:36 UM - Homer, T 12 yd run (Badgley, M kick), 8-91 2:54  
00:20 UM - Harris, D 10 yd pass from Rosier, M (Badgley, M kick), 3-61 1:16

#### 4th Quarter

14:53 UM - Berrios, B 19 yd pass from Rosier, M (Badgley, M kick), 2-36 0:09  
11:23 UM - Herndon, C 2 yd pass from Rosier, M (Badgley, M kick), 7-73 2:23  
09:21 TOLEDO - JOHNSON, Diontae 6 yd pass from WOODSIDE, Logan (WOODSIDE, Logan pass failed), 6-77 2:02  
07:37 TOLEDO - JOHNSON, Diontae 8 yd pass from WOODSIDE, Logan (JOHNSON, Diontae pass), 1-8 0:07  
06:01 UM - Rosier, M 23 yd run (Badgley, M kick), 5-75 1:36  
02:30 UM - Homer, T 15 yd run (Badgley, M kick), 5-42 1:48

Attendance: 49,361

- Logan Woodside threw for 342 yards but it wasn't enough for the Toledo Rockets in their upset bid over No. 14 Miami at Hard Rock Stadium.

- After trailing, 10-0, Toledo dominated the first half, outscoring Miami 16-0 in the second quarter Toledo and outgaining the Hurricanes at the half, 296-190. Miami controlled the final 30 minutes, out-distancing UT in the second half, 397-133.

- Toledo cut the lead to 38-30 with 7:37 left on a TD reception by Diontae Johnson but could get no closer.

- Johnson had a career-high eight receptions with two TD catches. Cody Thompson pulled in five catches for 114 yards.

- Terry Swanson led the rushing attack with 79 yards.

- Jameson Vest had three field goals, including a career-best 49-yarder.

### TEAM STATISTICS

	TOLEDO	Miami (Fla.)
FIRST DOWNS	23	27
RUSHES-YARDS (NET)	35-85	26-254
PASSING YDS (NET)	344	333
Passes Att-Comp-Int	50-29-0	36-27-1
TOTAL OFFENSE PLAYS-YARDS	85-429	62-587
Fumble Returns-Yards	0-0	1-7
Punt Returns-Yards	0-0	0-0
Kickoff Returns-Yards	5-94	3-69
Interception Returns-Yards	1-35	0-0
Punts (Number-Avg)	7-37.1	4-36.2
Fumbles-Lost	2-1	0-0
Penalties-Yards	10-77	8-75
Possession Time	35:31	23:34
Third-Down Conversions	13 of 23	3 of 9
Fourth-Down Conversions	0 of 0	0 of 0
Red-Zone Scores-Chances	5-5	6-6
Sacks by: Number-Yards	2-14	4-18

**RUSHING: TOLEDO**-SWANSON, Terry 20-79; WOODSIDE, Logan 8-16; THOMPSON, Art 5-7; SEYMOUR, Shakif 1-0; TEAM 1-minus 17. **Miami**-WALTON, Mark 11-204; HOMER, Travis 8-32; ROSIER, Malik 4-11; GRAY, Trayone 1-9; TEAM 2-minus 2

**PASSING: TOLEDO**-WOODSIDE, Logan 28-48-0-342; JULIAN, Michael 1-2-0-2 **Miami**-ROSIER, Malik 27-36-1-333

**RECEIVING: TOLEDO**-JOHNSON, Diontae 8-66; THOMPSON, Cody 5-114; JOHNSON, Jon'Vea 5-79; MCKINLEY-LEWIS, Danzel 5-46; THOMPSON, Art 3-15; GILLIAM, Reggie 1-11; SWANSON, Terry 1-11; N'SHAKA, Neru, 1-2. **Miami**-HERNDON, Chris 8-65; BERRIOS, Braxton 5-105; HOMER, Travis 4-36; HARLEY, Mike 3-34; IRVIN II, Michael 2-28; HARRIS, Dayall 2-16; CAGER, Lawrence 1-15; MULLINS, Dionte 1-14; GRAY, Trayone 1-6; WALTON, Mark 1-4.



# 2017 Game Reviews

**Game #5**  
**Oct. 7 - Glass Bowl**

**Toledo 20, Eastern Michigan 15**



**Kahlil Robinson**

## SCORING RECAP

SCORING	1	2	3	4	F
EMU	6	0	3	6	- 15
Toledo	3	7	7	3	- 20

### 1st Quarter

10:51 TOLEDO - VEST, Jameson 27 yd field goal, 9-65 4:09  
00:12 EMU - NIUPALAU, J. 11 yd pass from ROBACK, Brogan (FRICANO, Paulie kick failed), 7-80 2:41

### 2nd Quarter

02:19 TOLEDO - SEYMOUR, Shakif 1 yd run (VEST, Jameson kick), 8-52 2:44

### 3rd Quarter

07:51 TOLEDO - THOMPkins, Art 18 yd run (VEST, Jameson kick), 1-18 0:05  
06:08 EMU - FRICANO, Paulie 46 yd field goal, 7-39 1:40

### 4th Quarter

09:14 EMU - PORTER, Antoine 12 yd pass from ROBACK, Brogan (ROBACK, Brogan pass failed), 9-77 3:39

02:58 TOLEDO - VEST, Jameson 20 yd field goal, 6-19 2:29

**Attendance:** 22,681

- Safety Kahlil Robinson intercepted two passes, his second pick coming with 55 seconds left in the game at the UT 31-yard line that snuffed out a last-minute Eagle rally in the Homecoming victory for Toledo.

- The Rockets out-gained Eastern Michigan, 419-326, holding the Eagles to just 73 yards rushing on 23 attempts.

- Logan Woodside completed 23-of-34 passes for 289 yards.

- Diontae Johnson caught eight passes for 97 yards.

- Art Thompkins, starting in place of the injured Terry Swanson, led the rushing attack with 94 yards on 15 carries.

- Toledo's leading receiver, Cody Thompson, suffered a knee injury early in the game and never returned.

- Jameson Vest's second field goal of the day, a 20-yarder, extended Toledo's lead to 20-15 with 2:58 to play in the contest.

## TEAM STATISTICS

	EMU	Toledo
FIRST DOWNS	21	24
RUSHES-YARDS (NET)	23-73	42-130
PASSING YDS (NET)	253	289
Passes Att-Comp-Int	40-24-2	34-23-0
TOTAL OFFENSE PLAYS-YARDS	63-326	76-419
Fumble Returns-Yards	0-0	0-0
Punt Returns-Yards	0-0	1--1
Kickoff Returns-Yards	3-49	2-38
Interception Returns-Yards	0-0	2-20
Punts (Number-Avg)	6-33.3	4-31.8
Fumbles-Lost	0-0	1-0
Penalties-Yards	7-86	9-85
Possession Time	24:58	35:02
Third-Down Conversions	1 of 11	4 of 15
Fourth-Down Conversions	1 of 1	1 of 2
Red-Zone Scores-Chances	2-2	4-7
Sacks By: Number-Yards	4-22	0-0

**RUSHING:** Eastern Michigan-ERIKSEN, Ian 9-54; VANN, Shaq 9-24; ROBACK, Brogan 4-minus 1; TURNER, Breck 1-minus 4. **TOLEDO**-THOMPkins, Art 15-94; SEYMOUR, Shakif 17-55; McCRIMMON, Nevone 2-minus 2; TEAM 2-minus 8; WOODSIDE, Logan 6-minus 9.

**PASSING:** Eastern Michigan-ROBACK, Brogan 23-39-2-226; HOLDER, Isaac 1-1-0-27. **TOLEDO**-WOODSIDE, Logan 23-34-0-289.

**RECEIVING:** Eastern Michigan-BAILEY, Sergio 4-72; SEXTON, Mathew 4-60; ERIKSEN, Ian 4-9; VANN, Shaq 3-45; PORTER, Antoine 3-23; JOHNSON, Jaron 3-20; NIUPALAU, J. 1-11; ARISTILDE, D. 1-7; HOLDER, Isaac 1-6. **TOLEDO**-JOHNSON, Diontae 8-97; McKINLEY-LEWIS, D. 4-61; THOMPkins, Art 3-28; FISHER, Jordan 3-25; JOHNSON, Jon'Vea 2-35; THOMPSON, Cody 1-32; BLACKMAN, Rhett 1-7; RICHARDS, Darryl 1-4.



# 2017 Game Reviews

**Game #6**  
**Oct. 14 - at CMU**

**Toledo 30, Central Michigan 10**



**Terry Swanson**

## SCORING RECAP

SCORING	1	2	3	4	F
<b>Toledo</b>	7	10	0	13	- 30
<b>CMU</b>	0	0	3	7	- 10

### 1st Quarter

07:08 TOLEDO - SWANSON, Terry 48 yd run (VEST, Jameson kick), 4-57 1:30

### 2nd Quarter

08:49 TOLEDO - VEST, Jameson 41 yd field goal, 7-31 2:59

01:19 TOLEDO - SWANSON, Terry 22 yd run (VEST, Jameson kick), 10-54 **5:35**

### 3rd Quarter

00:27 CMU - ARMSTRONG, M. 23 yd field goal, 8-55 2:28

### 4th Quarter

11:11 TOLEDO - WOODSIDE, Logan 5 yd run (VEST, Jameson kick failed), 8-87 4:16

02:55 TOLEDO - SEYMOUR, Shakif 8 yd run (VEST, Jameson kick), 6-19 3:13

01:06 CMU - CONKLIN, Tyler 26 yd pass from MORRIS, Shane (ARMSTRONG, M. kick), 7-67 1:49

**Attendance:** 15,572

- Terry Swanson rushed for a season-high 145 yards and two touchdowns as Toledo dominated Central Michigan.

- Shakif Seymour added a career-best 119 rushing yards, all in the fourth quarter.

- A driving rain limited the passing games for both teams, forcing both teams to lean on the running game.

- Toledo was able to sustain a consistent attack on the ground despite missing three starters on the offensive line.

- The Rocket defense bottled up the CMU runners and held the Chippewas to just 244 yards of total offense, including just 49 yards and two first downs in the first half. Toledo gained 399 yards of total offense.

- Toledo 17-0 at halftime and was never seriously threatened.

## TEAM STATISTICS

	<b>Toledo</b>	<b>CMU</b>
FIRST DOWNS	17	12
RUSHES-YARDS (NET)	56-310	21-62
PASSING YDS (NET)	89	182
Passes Att-Comp-Int	18-10-0	38-17-2
TOTAL OFFENSE PLAYS-YARDS	74-399	59-244
Fumble Returns-Yards	0-0	0-0
Punt Returns-Yards	2-8	1-0
Kickoff Returns-Yards	1-12	6-105
Interception Returns-Yards	2-1	0-0
Punts (Number-Avg)	6-30.5	8-39.5
Fumbles-Lost	0-0	0-0
Penalties-Yards	4-30	2-18
Possession Time	37:47	22:13
Third-Down Conversions	5 of 16	3 of 13
Fourth-Down Conversions	2 of 3	0 of 1
Red-Zone Scores-Chances	2-2	1-1

**RUSHING:** TOLEDO-SWANSON, Terry 23-145; SEYMOUR, Shakif 15-119; THOMPSON, Art 11-36; WOODSIDE, Logan 4-11; McCRIMMON, Nevone 2-1; TEAM 1-minus 2. **Central Michigan**-WARD, Jonathan 10-32; MORRIS, Shane 6-23; POLJAN, Tony 1-5; GWILLY, K. 4-2.

**PASSING:** TOLEDO-WOODSIDE, Logan 10-18-0-89. **Central Michigan**-MORRIS, Shane 17-37-2-182; POLJAN, Tony 0-1-0-0.

**RECEIVING:** TOLEDO-JOHNSON, Diontae 2-32; JOHNSON, Jon'Vea 2-16; FISHER, Jordan 2-14; ROSI, Drew 1-9; PHILLIPS, Desmond 1-9; SWANSON, Terry 1-6; ALLEN, Liam 1-3. **Central Michigan**-CHAPMAN, Mark 5-71; CONKLIN, Tyler 3-48; COOPER, Eric 3-37; WARD, Jonathan 3-5; WILLIS, Corey 2-12; GWILLY, K. 1-9.



# 2017 Game Reviews

**Game #7**  
**Oct. 21 - Glass Bowl**

## Toledo 48, Akron 21



Jon'Vea Johnson

### SCORING RECAP

SCORING	1	2	3	4	F
Akron	0	7	0	14	- 21
Toledo	21	3	14	10	- 48

#### 1st Quarter

11:33 TOLEDO - JOHNSON, Jon'Vea 24 yd pass from WOODSIDE, Logan (VEST, Jameson kick), 7-60 3:27

03:12 TOLEDO - PHILLIPS, Desmond 40 yd pass from WOODSIDE, Logan (VEST, Jameson kick), 7-75 3:48

01:57 TOLEDO - MCKINLEY-LEWIS, D. 13 yd pass from WOODSIDE, Logan (VEST, Jameson kick), 3-36 1:03

#### 2nd Quarter

14:54 AKRON - BOOKER, Kobie 25 yd pass from WOODSON, Thomas (O'LEARY, Tom kick), 8-75 2:03

10:23 TOLEDO - VEST, Jameson 40 yd field goal, 10-46 4:25

#### 3rd Quarter

08:04 TOLEDO - JOHNSON, Jon'Vea 25 yd pass from WOODSIDE, Logan (VEST, Jameson kick), 10-93 4:39

00:17 TOLEDO - JOHNSON, Diontae 11 yd pass from WOODSIDE, Logan (VEST, Jameson kick), 7-77 3:50

#### 4th Quarter

11:32 AKRON - CHAPMAN, Tra'Von 17 yd pass from WOODSON, Thomas (O'LEARY, Tom kick), 10-75 3:45

07:12 TOLEDO - VEST, Jameson 29 yd field goal, 9-44 4:14

04:29 AKRON - SMITH, Kwadarrius 47 yd pass from KELLEY, Robbie (O'LEARY, Tom kick), 7-75 2:43

01:40 TOLEDO - SEYMOUR, Shakif 15 yd run (VEST, Jameson kick), 7-66 2:49

Attendance: 20,414

- Logan Woodside threw for 304 yards and five touchdowns, including three in the first quarter. He completed 17-of-24 passes and hit 10 different receivers on the day.

- Jon'Vea Johnson led the way with five catches and two scores.

- Terry Swanson led the ground attack with 123 yards on 20 carries.

- Toledo's defense held Akron to just 333 yards of total offense, including just 119 in the first half when Toledo held a 24-7 lead.

- The Zips, who had just 42 yards rushing on 24 attempts, never got any closer as the Rockets scored two more times in the third quarter to take an insurmountable 38-7 lead.

### TEAM STATISTICS

	Akron	Toledo
FIRST DOWNS	23	35
RUSHES-YARDS (NET)	24-42	43-303
PASSING YDS (NET)	291	323
Passes Att-Comp-Int	40-23-1	28-18-1
TOTAL OFFENSE PLAYS-YARDS	64-333	71-626
Fumble Returns-Yards	0-0	0-0
Punt Returns-Yards	0-0	1-0
Kickoff Returns-Yards	3-66	3-83
Interception Returns-Yards	1-14	1-0
Punts (Number-Avg)	4-43.2	1-45.0
Fumbles-Lost	1-1	0-0
Penalties-Yards	0-0	11-104
Possession Time	26:34	33:26
Third-Down Conversions	6 of 13	6 of 9
Fourth-Down Conversions	1 of 1	0 of 0
Red-Zone Scores-Chances	1-1	4-4

**RUSHING:** AKRON-EDWARDS, Van 9-25; MORGAN, Manny 9-15; SANDS, Deltron 3-10; WOODSON, Thomas 3-minus 8. **TOLEDO**-SWANSON, Terry 20-123; SEYMOUR, Shakif 7-71; THOMPSON, Art 10-50; WOODSIDE, Logan 3-39; GUADAGNI, Mitchell 2-18; JULIAN, Michael 1-2.

**PASSING:** AKRON-WOODSON, Thomas 18-33-1-205; KELLEY, Robbie 5-7-0-86. **TOLEDO**-WOODSIDE, Logan 17-24-1-304; JULIAN, Michael 1-3-0-19; GUADAGNI, Mitchell 0-1-0-0.

**RECEIVING:** AKRON-CHAPMAN, Tra'Von 6-70; WOLF, Austin 4-44; SMITH, Kwadarrius 3-72; BICKLEY, Fransohn 3-41; CONEY, A.J. 3-24; BOOKER, Kobie 2-35; EDWARDS, Van 1-5; MORGAN, Manny 1-0. **TOLEDO**-JOHNSON, Jon'Vea 5-102; FISHER, Jordan 2-37; JOHNSON, Diontae 2-31; SWANSON, Terry 2-29; MITCHELL, Bryce 2-29; PHILLIPS, Desmond 1-40; SEYMOUR, Shakif 1-20; MCKINLEY-LEWIS, D. 1-13; GILLIAM, Reggie 1-13; ROSI, Drew 1-9.



# 2017 Game Reviews

**Game #8**  
**Oct. 26 - at Ball State**

**Toledo 58, Ball State 17**



## SCORING RECAP

SCORING	1	2	3	4	F
Toledo	3	21	27	7	- 58
Ball State	7	3	7	0	- 17

### 1st Quarter

08:51 TOL - VEST, Jameson 32 yd field goal, 4-4 1:27

03:11 BALL - DUNNER, Malik 41 yd run (HAGEE, Morgan kick), 2-49 0:37

### 2nd Quarter

10:58 TOL - SWANSON, Terry 71 yd run (VEST, Jameson kick), 4-83 1:06

08:20 TOL - PHILLIPS, D. 35 yd pass from WOODSIDE, Logan (VEST, Jameson kick), 3-48 0:42

01:21 TOL - JOHNSON, Di. 67 yd pass from WOODSIDE, Logan (VEST, Jameson kick), 3-70 0:46

00:00 BALL - HAGEE, Morgan 43 yd field goal, 8-0 1:21

### 3rd Quarter

12:57 TOL - JOHNSON, Di. 88 yd pass from WOODSIDE, Logan (VEST, Jameson kick failed), 1-88 0:13

10:13 TOL - JOHNSON, Di. 87 yd punt return (VEST, Jameson kick)

07:35 TOL - SEYMOUR, Shakif 1 yd run (VEST, Jameson kick), 4-50 1:16

03:55 TOL - SEYMOUR, Shakif 63 yd run (VEST, Jameson kick), 1-63 0:13

00:12 BALL - PLITT, Drew 4 yd run (HAGEE, Morgan kick), 4-7 1:36

### 4th Quarter

14:25 TOL - JULIAN, Michael 2 yd run (VEST, Jameson kick), 3-75 0:47

Attendance: 7,103

- Wide receiver Diontae Johnson scored three touchdowns and Logan Woodside threw for 267 yards and three scores as Toledo rolled.

- Johnson caught TD passes of 88 and 67 yards, adding a score on an 87-yard punt return. He had a career-high 170 yards receiving on just four receptions.

- Woodside's 267 yards came on just eight completions, an average of 33.4 yards per completion.

- Terry Swanson led the ground attack with 105 yards and one touchdown, while Shakif Seymour (72 yards and two scores) and Nevone McCrimmon (81 yards) carried the load in the second half.

- For the game, Toledo piled up 602 yards of total offense in just 52 plays, 267 in the air and 335 on the ground, for an average of 11.6 yards per play.

## TEAM STATISTICS

	Toledo	Ball State
FIRST DOWNS	16	16
RUSHES-YARDS (NET)	34-335	46-204
PASSING YDS (NET)	267	105
Passes Att-Comp-Int	18-8-0	37-18-0
TOTAL OFFENSE PLAYS-YARDS	52-602	83-309
Fumble Returns-Yards	0-0	0-0
Punt Returns-Yards	4-108	0-0
Kickoff Returns-Yards	1-16	4-92
Interception Returns-Yards	0-0	0-0
Punts (Number-Avg)	5-46.2	11-33.9
Fumbles-Lost	2-1	0-0
Penalties-Yards	8-90	3-25
Possession Time	22:20	37:40
Third-Down Conversions	1 of 8	3 of 19
Fourth-Down Conversions	0 of 11	of 4
Red-Zone Scores-Chances	3-3	1-1
Sacks By: Number-Yards	3-14	0-0

**RUSHING:** Toledo-SWANSON, Terry 11-105; MCCRIMMON, N. 5-81; SEYMOUR, Shakif 5-72; GUADAGNI, M. 4-39; THOMPkins, Art 3-14; MCKINLEY-LEWIS 1-11; WOODSIDE, Logan 1-9; SMITH, Brad 2-6; JULIAN, Michael 1-2; TEAM 1-minus 4. **Ball State**-HUNTLEY, Caleb 24-91; DUNNER, Malik 6-62; HALL, Justin 2-40; HURT, Markice 5-11; BLAIR, Zack 2-1; PLITT, Drew 7-minus 1.

**PASSING:** Toledo-WOODSIDE, Logan 8-17-0-267; GUADAGNI, M. 0-1-0-0. **Ball State**-PLITT, Drew 15-34-0-97; BLAIR, Zack 3-3-0-8.

**RECEIVING:** Toledo-JOHNSON, Di. 4-170; THOMPkins, Art 2-25; MCKINLEY-LEWIS 1-37; PHILLIPS, D. 1-35. **Ball State**-HALL, Justin 7-39; GIVAN, Nolan 4-7; MILLER, Riley 3-13; REECE, Devin 1-19; HURT, Markice 1-10; DAVIS, Antwan 1-9; DUNNER, Malik 1-8.



# 2017 Game Reviews

**Game #9**  
**Nov. 2 - Glass Bowl**

**Toledo 27, Northern Illinois 17**



Terry Swanson

## SCORING RECAP

SCORING	1	2	3	4	E
Northern Illinois	7	0	7	3	- 17
Toledo	7	3	14	3	- 27

### 1st Quarter

12:07 TOLEDO - SWANSON, Terry 4 yd run (VEST, Jameson kick), 8-81 2:53  
02:39 NIU - HARBISON, Tre 1 yd run (HAGAN, Christia kick), 12-70 3:46

### 2nd Quarter

01:04 TOLEDO - VEST, Jameson 23 yd field goal, 12-61 4:59

### 3rd Quarter

13:23 NIU - CHILDERS, Marcu 1 yd run (HAGAN, Christia kick), 7-80 1:33  
08:55 TOLEDO - SWANSON, Terry 13 yd run (VEST, Jameson kick), 9-75 4:28  
04:02 TOLEDO - SWANSON, Terry 1 yd run (VEST, Jameson kick), 7-59 2:50

### 4th Quarter

14:09 NIU - HAGAN, Christia 25 yd field goal, 4-3 1:27  
08:58 TOLEDO - VEST, Jameson 34 yd field goal, 11-57 5:07

Attendance: 7,103

• Logan Woodside threw for 361 yards as the Toledo Rockets overcame a determined Northern Illinois squad.

• With the victory, Toledo claimed sole possession of first place in the MAC's West Division, one game ahead of NIU.

• Woodside completed 23-of-31 passes on his way to setting the Toledo record for career passing yards. He ended the night with 9,288 career passing yards, 62 more than previous record-holder Bruce Gradkowski (9,225 from 2002-05).

• Terry Swanson reached a milestone of his own, becoming the seventh Rocket to rush for more than 3,000 yards in his career. Swanson was a workhorse, running the ball a career-best 29 times for 116 yards and three touchdowns, also a career high.

• Toledo trailed early in the third quarter, 14-10, but outscored the Huskies 17-3 the rest of the way.

## TEAM STATISTICS

	NIU	Toledo
FIRST DOWNS	25	23
RUSHES-YARDS (NET)	40-185	40-166
PASSING YDS (NET)	245	361
Passes Att-Comp-Int	44-24-2	31-23-0
TOTAL OFFENSE PLAYS-YARDS	84-430	71-527
Fumble Returns-Yards	0-0	0-0
Punt Returns-Yards	1-15	1-17
Kickoff Returns-Yards	3-70	3-61
Interception Returns-Yards	0-0	2-0
Punts (Number-Avg)	5-44.0	6-31.8
Fumbles-Lost	0-0	2-1
Penalties-Yards	7-45	4-35
Possession Time	28:06	31:54
Third-Down Conversions	8 of 17	4 of 13
Fourth-Down Conversions	1 of 2	1 of 1
Red-Zone Scores-Chances	3-3	5-6
Sacks By: Number-Yards	1-4	2-11

**RUSHING:** Northern Illinois-JONES, Marcus 14-80; HARBISON, Tre 8-57; CHILDERS, Marcus 15-49; BROWN, D.J. 1-3; TEAM 2-minus 4. **TOLEDO**-SWANSON, Terry 29-116; THOMPSON, Art 2-29; WOODSIDE, Logan 7-17; JOHNSON, Diontae 1-4; SEYMOUR, Shakif 1-0.

**PASSING:** Northern Illinois-CHILDERS, Marcu 23-43-2-235; BLAKE, Christia 1-1-0-10. **TOLEDO**-WOODSIDE, Logan 23-31-0-361.

**RECEIVING:** Northern Illinois-WIMANN, Shane 6-37; JONES, Marcus 5-51; BEEBE, Chad 4-58; TEARS, Spencer 3-63; BROWN, D.J. 3-10; BLAKE, Christian 2-16; CHILDERS, Marcus 1-10. **TOLEDO**-JOHNSON, Diontae 10-166; FISHER, Jordan 6-102; MCKINLEY-LEWIS, D. 2-25; RICHARDS, Darryl 1-31; ROSI, Drew 1-24; JOHNSON, Jon'Vea 1-8; SWANSON, Terry 1-3; PHILLIPS, Desmond 1-2.



# 2017 Game Reviews

**Game #10**  
**Nov. 8 - at Ohio**

**Ohio 38, Toledo 10**



**Diontae Johnson**

## SCORING RECAP

SCORING	1	2	3	4	F
Toledo	0	7	3	0	- 10
Ohio	7	3	14	14	- 38

### 1st Quarter

02:15 OHIO - Ouellette, A.J. 6 yd run (Zervos, Louie kick), 6-49 2:06

### 2nd Quarter

03:19 TOLEDO - JOHNSON, Diontae 34 yd pass from WOODSIDE, Logan (VEST, Jameson kick), 4-79 1:12

00:11 OHIO - Zervos, Louie 44 yd field goal, 4-3 0:30

### 3rd Quarter

10:29 OHIO - Rourke, Nathan 8 yd run (Zervos, Louie kick), 9-73 4:24

08:03 OHIO - Brown, Dorian 62 yd run (Zervos, Louie kick), 2-68 0:48

05:35 TOLEDO - VEST, Jameson 38 yd field goal, 7-51 2:22

### 4th Quarter

13:49 OHIO - Cope, Brendan 12 yd pass from Rourke, Nathan (Zervos, Louie kick), 12-68 6:38

08:49 OHIO - Brown, Dorian 1 yd run (Zervos, Louie kick), 5-42 2:31

**Attendance:** 15,562

- Logan Woodside threw for 263 yards, but Toledo could not stop Ohio's running attack in a 38-10 defeat.

- The Bobcats rushed for 393 yards and four touchdowns, averaging 7.0 yards per carry. Toledo also was hurt by two turnovers in the first half that stopped potential scoring drives.

- It was the only conference loss of the season for UT.

- Woodside completed 24-of-35 passes and 263 yards and a touchdown, but was sacked four times.

- Toledo's running game was limited to just 53 yards rushing. Shakif Seymour led UT with 77 yards on 11 carries.

- Diontae Johnson led UT receivers with nine receptions for 144 yards and the Rockets' lone touchdown.

## TEAM STATISTICS

	Toledo	Ohio
FIRST DOWNS	14	23
RUSHES-YARDS (NET)	23-53	56-393
PASSING YDS (NET)	263	139
Passes Att-Comp-Int	35-24-0	15-7-1
TOTAL OFFENSE PLAYS-YARDS	58-316	71-532
Fumble Returns-Yards	0-0	1-34
Punt Returns-Yards	1-0	0-0
Kickoff Returns-Yards	7-152	3-87
Interception Returns-Yards	1-0	0-0
Punts (Number-Avg)	5-38.6	2-47.0
Fumbles-Lost	3-2	3-2
Penalties-Yards	6-48	5-45
Possession Time	26:43	33:17
Third-Down Conversions	3 of 13	8 of 13
Fourth-Down Conversions	1 of 3	0 of 0
Red-Zone Scores-Chances	0-2	4-6
Sacks By: Number-Yards	1-7	4-31

**RUSHING: TOLEDO**-SEYMOUR, Shakif 11-77; SWANSON, Terry 6-9; TEAM 1-minus 4; WOODSIDE, Logan 5-minus 29. **Ohio**-Brown, Dorian 17-142; Rourke, Nathan 14-115; Ouellette, A.J. 18-70; Burroughs, David 4-61; Wears, Dylan 2-7; TEAM 1-minus 2.

**PASSING: TOLEDO**-WOODSIDE, Logan 24-35-0-263. **Ohio**-Rourke, Nathan 7-15-1-139.

**RECEIVING: TOLEDO**-JOHNSON, Diontae 9-144; JOHNSON, Jon'Vea 5-66; SEYMOUR, Shakif 3-28; MCKINLEY-LEWIS, D. 2-1; PHILLIPS, Desmond 2-minus 1; THOMPSON, Art 1-11; SWANSON, Terry 1-8; GILLIAM, Reggie 1-6. **Ohio**-White, Papi 3-91; Cope, Brendan 2-35; Meyer, Andrew 2-13.



# 2017 Game Reviews

## Game #11

Nov. 15 - at Bowling Green

# Toledo 66, BGSU 37



Shakif Seymour

## SCORING RECAP

SCORING	1	2	3	4	F
Toledo	14	10	28	14	- 66
Bowling Green	7	14	7	9	- 37

### 1st Quarter

12:28 BGSU - REDDING, Teo 57 yd pass from DOEGE, Jarret (SUDER, Jake kick), 7-74 2:32

09:36 TOLEDO - SEYMOUR, Shakif 3 yd run (VEST, Jameson kick), 7-75 2:52

01:51 TOLEDO - SEYMOUR, Shakif 2 yd run (VEST, Jameson kick), 12-95 6:13

### 2nd Quarter

12:46 BGSU - CLAIR, Andrew 24 yd pass from DOEGE, Jarret (SUDER, Jake kick), 1-24 0:05

10:20 TOLEDO - SEYMOUR, Shakif 10 yd run (VEST, Jameson kick), 4-67 2:19

04:18 BGSU - REDDING, Teo 17 yd pass from DOEGE, Jarret (SUDER, Jake kick), 3-35 0:50

00:19 TOLEDO - VEST, Jameson 24 yd field goal, 10-67 3:53

### 3rd Quarter

13:03 TOLEDO - SEYMOUR, Shakif 23 yd run (VEST, Jameson kick), 4-55 1:50

11:45 TOLEDO - JOHNSON, Jon'Vea 45 yd pass from WOODSIDE, Logan (VEST, Jameson kick), 1-45 0:07

10:15 BGSU - MILLER, Scott 27 yd pass from DOEGE, Jarret (SUDER, Jake kick), 5-78 1:25

02:23 TOLEDO - SEYMOUR, Shakif 1 yd run (VEST, Jameson kick), 14-72 7:47

00:51 TOLEDO - JOHNSON, Diontae 41 yd pass from WOODSIDE, Logan (VEST, Jameson kick), 1-41 0:07

### 4th Quarter

11:39 BGSU - SUDER, Jake 32 yd field goal, 10-60 4:12

11:17 TOLEDO - THOMPSON, Art 88 yd run (VEST, Jameson kick), 2-88 0:18

04:48 TOLEDO - SMITH, Brad 4 yd run (VEST, Jameson kick), 6-38 3:16

00:00 BGSU - LOY, Grant 2 yd run, 10-72 0:00

Attendance: 16,649

- Terry Swanson rushed for a career-high 192 yards and Shakif Seymour tied a school record with five touchdowns as Toledo rolled to a 66-37 victory.

- It was the Rockets' eighth-consecutive win in the Battle of I-75 and the most points Toledo has scored against its arch-rival since a 63-0 triumph in 1935.

- Toledo outgained Bowling Green in total offense, 637-389.

- The Rockets led at halftime, 24-21, but outscored BGSU, 42-16 in the final 30 minutes.

- Logan Woodside threw for 232 yards and two TDs on 13-of-18 passing. Woodside's pair of touchdown passes gave him 87 for his career and broke the Toledo record of 85 previously held by Bruce Gradkowski (2002-05).

## TEAM STATISTICS

	Toledo	BGSU
FIRST DOWNS	32	21
RUSHES-YARDS (NET)	53-389	33-82
PASSING YDS (NET)	248	309
Passes Att-Comp-Int 2	0-14-0	31-18-1
TOTAL OFFENSE PLAYS-YARDS	73-637	64-391
Fumble Returns-Yards	0-0	0-0
Punt Returns-Yards	2-25	0-0
Kickoff Returns-Yards	5-83	4-77
Interception Returns-Yards	1-0	0-0
Punts (Number-Avg)	0-0.0	4-43.8
Fumbles-Lost	1-0	0-0
Penalties-Yards	8-74	9-102
Possession Time	34:03	25:57
Third-Down Conversions	5 of 9	5 of 12
Fourth-Down Conversions	0 of 2	0 of 2
Red-Zone Scores-Chances	6-6	3-3
Sacks By: Number-Yards	4-34	0-0

**RUSHING: TOLEDO**-SWANSON, Terry 23-192; THOMPSON, Art 9-114; SEYMOUR, Shakif 12-67; GUADAGNI, Mitchell 1-11; SMITH, Brad 4-11; JOHNSON, Diontae 1-5; WOODSIDE, Logan 1-3; PHILLIPS, Desmond 1-minus 1; JULIAN, Michael 1-minus 13. **Bowling Green**-CLEVELAND, Josh 12-47; CLAIR, Andrew 6-28; STEPHENS, T. 3-22; WILSON, Donovan 4-15; LOY, Grant 2-7; TEAM 1-minus 2; DOEGE, Jarret 5-minus 35.

**PASSING: TOLEDO**-WOODSIDE, Logan 13-18-0-232; JULIAN, Michael 0-1-0-0; GUADAGNI, Mitchell 1-1-0-16. **Bowling Green**-DOEGE, Jarret 17-30-1-270; LOY, Grant 1-1-0-39.

**RECEIVING: TOLEDO**-JOHNSON, Diontae 3-75; JOHNSON, Jon'Vea 2-56; SEYMOUR, Shakif 2-30; FISHER, Jordan 2-27; RICHARDS, Darryl 1-23; ALLEN, Liam 1-16; ROSI, Drew 1-15; THOMPSON, Art 1-5; SWANSON, Terry 1-1. **Bowling Green**-GUYTON, Datrin 4-40; REDDING, Teo 3-78; MILLER, Scott 3-53; CLAIR, Andrew 3-51; PHOUTHAVONG, D. 1-39; FOLKERTSMA, H. 1-20; POUGH, Janarvis 1-12; SKATTEBO, L. 1-11; WILSON, Donovan 1-5.



# 2017 Game Reviews

**Game #12**  
**Nov. 24 - Glass Bowl**

**Toledo 37, WMU10**



**Logan Woodside**

## SCORING RECAP

SCORING	1	2	3	4	F
WMU	0	3	7	0	- 10
Toledo	3	14	14	6	- 37

### 1st Quarter

02:12 TOLEDO - VEST, Jameson 33 yd field goal, 9-56 4:18

### 2nd Quarter

12:47 TOLEDO - SWANSON, Terry 13 yd run (VEST, Jameson kick), 5-91 2:13

07:02 WMU - GRANT, Josh 24 yd field goal, 6-32 2:28

03:20 TOLEDO - SEYMOUR, Shakif 1 yd run (VEST, Jameson kick), 9-61 3:36

### 3rd Quarter

08:15 TOLEDO - MCKINLEY-LEWIS, D. 20 yd pass from WOODSIDE, Logan (VEST, Jameson kick), 4-63 1:13

04:02 WMU - ARNETT, Tyron 26 yd pass from GODDARD, Reece (GRANT, Josh kick), 11-74 4:02

00:17 TOLEDO - JOHNSON, Diontae 13 yd pass from WOODSIDE, Logan (VEST, Jameson kick), 7-74 3:40

### 4th Quarter

12:03 TOLEDO - VEST, Jameson 40 yd field goal, 6-2 3:00

04:24 TOLEDO - VEST, Jameson 35 yd field goal, 10-46 6:18

**Attendance:** 17,948

- Logan Woodside threw for 300 yards and two touchdowns as Toledo cruised to a 37-10 victory that clinched the MAC West Division title and a trip to the MAC Championship Game for UT.

- Woodside and Terry Swanson both reached personal milestones. Swanson, who rushed for 94 yards and scored two touchdowns, moved into fifth place on UT's career rushing list with 3,377 yards. Woodside became the first Rocket ever to throw for more than 10,000 yards.

- Toledo led 17-3 at halftime and was never seriously threatened in the second half.

- The Rockets outgained WMU in total yards, 455-275. WMU had just 98 yards of offense at halftime.

## TEAM STATISTICS

	WMU	Toledo
FIRST DOWNS	15	22
RUSHES-YARDS (NET)	31-95	38-155
PASSING YDS (NET)	180	300
Passes Att-Comp-Int	29-13-2	29-19-1
TOTAL OFFENSE PLAYS-YARDS	60-275	67-455
Fumble Returns-Yards	0-0	0-0
Punt Returns-Yards	0-0	5-30
Kickoff Returns-Yards	5-83	2-48
Interception Returns-Yards	1-0	2-20
Punts (Number-Avg)	7-46.7	2-37.5
Fumbles-Lost	0-0	2-0
Penalties-Yards	4-53	6-50
Possession Time	25:52	34:08
Third-Down Conversions	4 of 14	7 of 14
Fourth-Down Conversions	1 of 1	0 of 0
Red-Zone Scores-Chances	1-2	7-7
Sacks By: Number-Yards	1-7	1-6

**RUSHING: TOLEDO**-SWANSON, Terry 21-94; SEYMOUR, Shakif 11-54; THOMP-KINS, Art 3-8; WOODSIDE, Logan 2-3; TEAM 1-minus 4.. **Western Michigan**-WMU-FRANKLIN, Jarvion 15-52; GODDARD, Reece 10-38; EKWOGE, Leo 3-11; DAVIE, Ra'Sean 2-minus 3; ESKRIDGE, D'Wayne 1-minus 3.

**PASSING: TOLEDO**-WOODSIDE, Logan 19-29-1-300. **Western Michigan**-GODDARD, Reece 13-29-2-180.

**RECEIVING: TOLEDO**-JOHNSON, Diontae 5-61; JOHNSON, Jon'Vea 4-96; SWANSON, Terry 4-57; FISHER, Jordan 2-36; MCKINLEY-LEWIS, D. 2-29; ROSI, Drew 1-15; RICHARDS, Darryl 1-6. **Western Michigan**-ARNETT, Tyron 6-87; CURTIS, Anton 5-62; ERNSBERGER, Donnie 2-31.

# 2017 Game Reviews

**Game #13**  
**Dec. 2 - Ford Field**

**Toledo 45, Akron 28**



Trevon Mathis, Jason Candle, Logan Woodside

## SCORING RECAP

SCORING	1	2	3	4	F
Akron	0	0	7	21	- 28
Toledo	7	21	10	7	- 45

### 1st Quarter

10:10 TOLEDO - JOHNSON, Diontae 27 yd pass from WOODSIDE, Logan (VEST, Jameson kick), 1-17 0:24

### 2nd Quarter

11:22 TOLEDO - SWANSON, Terry 2 yd run (VEST, Jameson kick), 3-70 0:57

06:51 TOLEDO - JOHNSON, Diontae 5 yd pass from WOODSIDE, Logan (VEST, Jameson kick), 8-64 3:33

00:08 TOLEDO - JOHNSON, Jon'Vea 27 yd pass from WOODSIDE, Logan (VEST, Jameson kick), 8-97 1:31

### 3rd Quarter

07:26 TOLEDO - VEST, Jameson 47 yd field goal, 7-15 2:51

02:25 TOLEDO - SEYMOUR, Shakif 12 yd pass from WOODSIDE, Logan (VEST, Jameson kick), 7-49 2:43

00:30 AKRON - MORGAN, Manny 7 yd run (GASSER, Nick kick), 4-75 1:55

### 4th Quarter

14:38 AKRON - WOLF, Austin 29 yd pass from NELSON, Kato (GASSER, Nick kick), 1-29 0:08

13:35 TOLEDO - SWANSON, Terry 54 yd run (VEST, Jameson kick), 1-54 0:10

06:09 AKRON - SMITH, Kwadarrus 44 yd pass from NELSON, Kato (GASSER, Nick kick), 7-65 2:36

00:20 AKRON - BOOKER, Kobie 5 yd pass from KELLEY, Robbie (GASSER, Nick kick), 12-85 2:45

Attendance: 16,225

## MAC CHAMPIONSHIP GAME

- Toledo capped an historic season with a resounding 45-28 victory over Akron to claim its 11th Mid-American Conference Championship and first since 2004.

- The Rockets dominated the game from start to finish, leading 28-0 lead at halftime and 38-7 late in the third quarter.

- The Rockets outgained the Zips, 561-396, holding them to just 98 yards of total offense in the first half. The 561 yards of total offense were the third-most by a team in a MAC Championship Game.

- Logan Woodside, who threw for 307 yards and four touchdowns, was named Offensive Player of the Game.

- Terry Swanson piled up 180 yards and two TDs.

- Danzel McKinley-Lewis racked up a MAC Championship Game record 66 punt return yards to earn Special Teams Player of the Game honors.

- Diontae Johnson finished with nine catches, 113 yards, and two touchdowns.

## TEAM STATISTICS

	Akron	Toledo
FIRST DOWNS	20	26
RUSHES-YARDS (NET)	33-113	39-254
PASSING YDS (NET)	283	307
Passes Att-Comp-Int	42-18-1	37-23-2
TOTAL OFFENSE PLAYS-YARDS	75-396	76-561
Fumble Returns-Yards	0-0	0-0
Punt Returns-Yards	0-0	3-66
Kickoff Returns-Yards	0-0	2-32
Interception Returns-Yards	2-45	1-8
Punts (Number-Avg)	7-42.7	3-38.3
Fumbles-Lost	1-1	4-3
Penalties-Yards	3-25	4-43
Possession Time	27:58	32:02
Third-Down Conversions	6 of 18	4 of 11
Fourth-Down Conversions	1 of 3	1 of 1
Red-Zone Scores-Chances	2-4	4-6
Sacks By: Number-Yards	0-0	4-23

**RUSHING: AKRON**-MORGAN, Manny 11-51; EDWARDS, Van 10-46; NELSON, Kato 10-10; WOODSON, Thomas 2-6. **TOLEDO**-SWANSON, Terry 21-180; SEYMOUR, Shakif 8-39; THOMPSON, Art 5-30; WOODSIDE, Logan 2-14; PHILLIPS, Desmond 1-minus 3; TEAM 2-minus 6.

**PASSING: AKRON**-NELSON, Kato 8-18-0-177; WOODSON, Thomas 5-14-1-35; KELLEY, Robbie 5-9-0-71; CHAPMAN, Tra'Von 0-1-0-0. **TOLEDO**-WOODSIDE, Logan 23-37-2-307.


**RECEIVING: AKRON**-SMITH, Kwadarrus 3-114; WOLF, Austin 2-41; CONEY, A.J. 2-23; MORGAN, Manny 2-17; BOOKER, Kobie 2-14; EDWARDS, Van 2-11; CHAPMAN, Tra'Von 2-8; WILLIAMS, Andre 1-37; GLADNEY, Kevin 1-9; STEWART, Nate 1-9. **TOLEDO**-JOHNSON, Diontae 9-118; JOHNSON, Jon'Vea 6-103; MCKINLEY-LEWIS, D. 2-13; ROSI, Drew 1-18; RICHARDS, Darryl 1-17; MITCHELL, Bryce 1-12; SEYMOUR, Shakif 1-12; PHILLIPS, Desmond 1-8; SWANSON, Terry 1-6.



# 2017 Game Reviews

**Game #14**  
**Dec. 23 - Mobile, AL**

**Appalachian State 34, Toledo 0**



Tyler Taafe

## SCORING RECAP

SCORING	1	2	3	4	F
Appalachian State	7	13	7	7	- 34
Toledo	0	0	0	0	- 0

### 1st Quarter

04:06 APP - Moore, Jalin 7 yd run (Staton,C. kick), 5-36 1:13

### 2nd Quarter

13:51 APP - Moore, Jalin 7 yd run (Staton,C. kick), 8-64 3:23

08:09 APP - Staton, C. 29 yd field goal, 7-57 3:56

05:52 APP - Staton, C. 23 yd field goal, 4-8 2:17

### 3rd Quarter

08:14 APP - Moore, Jalin 31 yd run (Staton,C. kick), 7-61 3:59

### 4th Quarter

14:54 APP - Williams, Malik 3 yd run (Staton,C. kick), 7-55 2:30

Attendance: 28,706

## DOLLAR GENERAL BOWL

- Toledo fell behind early and could never get back in the game in a 34-0 loss to Appalachian State in the Dollar General Bowl in Mobile.
- The Rockets trailed 20-0 at halftime and App State outgained Toledo in total offense for the game, 458-146.
- Quarterback Logan Woodside, playing in his final game as a Rocket, completed 16-of-29 passes for 124 yards.
- Another senior, Terry Swanson, led the running attack with 44 yards.
- Diontae Johnson caught two passes for 21 yards, finishing his season with a school-record 1,278 receiving yards.

## TEAM STATISTICS

	App. St.	Toledo
FIRST DOWNS	23	8
RUSHES-YARDS (NET)	53-327	21-22
PASSING YDS (NET)	131	124
Passes Att-Comp-Int	17-8-0	29-16-3
TOTAL OFFENSE PLAYS-YARDS	70-458	50-146
Fumble Returns-Yards	0-0	0-0
Punt Returns-Yards	1--1	2-5
Kickoff Returns-Yards	1-23	3-24
Interception Returns-Yards	3-54	0-0
Punts (Number-Avg)	3-41.0	8-42.5
Fumbles-Lost	1-0	2-1
Penalties-Yards	4-25	5-35
Possession Time	35:50	24:10
Third-Down Conversions	3 of 13	2 of 12
Fourth-Down Conversions	1 of 3	1 of 1
Red-Zone Scores-Chances	5-7	0-0
Sacks By: Number-Yards	4-34	0-0

**RUSHING: Appalachian State**-Moore, Jalin 22-125; Harrington, D. 9-72; Williams, M. 9-68; Lamb, Taylor 8-45; Lewis, Ike 1-10; Harper, D. 3-4; Williams, Malik 1-3. **TOLEDO**-SWANSON, Terry 11-44; THOMPSON, Art 2-11; SEYMOUR, Shakif 3-minus 2; WOODSIDE, Logan 5-minus 31.

**PASSING: Appalachian State**-Lamb, Taylor 8-16-0-131; Williams, Malik 0-1-0-0. **TOLEDO**-WOODSIDE, Logan 16-29-3-124.

**RECEIVING: Appalachian State**-Lewis, Ike 4-67; Hennigan, T. 1-29; Harrington, D. 1-15; Virgil, Jalen 1-13; Reed, Collin 1-7. **TOLEDO**-SWANSON, Terry 3-26; SEYMOUR, Shakif 3-14; FISHER, Jordan 2-29; JOHNSON, Diontae 2-21; THOMPSON, Art 2-13; PHILLIPS, Desmond 2-minus 1; JOHNSON, Jon'Vea 1-14; MCKINLEY-LEWIS, D. 1-8.

# 2017 RESULTS/TEAM STATISTICS

## 2017 TOLEDO FOOTBALL RESULTS

Record: 11-3 MAC: 7-1 Home: 6-0 Away: 4-2 Neutral: 1-1

Date	Opponent	Result	Attendance	Record
Aug. 31	ELON (ESPN3)	W, 47-13	22,104	1-0
Sept. 9	at Nevada (ESPN3)	W, 37-24	18,617	2-0
Sept. 16	TULSA (ESPN3)	W, 54-51	24,239	3-0
Sept. 23	at #14 Miami (Fla.) (ACC-RSN)	L, 52-30	49,361	3-1
Oct. 7	EASTERN MICHIGAN * (CBSSN)	W, 20-15	22,681	4-1
Oct. 14	at Central Michigan * (ESPN3)	W, 30-10	15,572	5-1
Oct. 21	AKRON * (Raycom/ESPN3)	W, 48-21	20,414	6-1
Oct. 26	at Ball State* (ESPN3)	W, 58-17	7,103	7-1
Nov. 2	N. ILLINOIS * (ESPN3)	W, 27-17	17,084	8-1
Nov. 8	at Ohio * (ESPN2)	L, 38-10	15,562	8-2
Nov. 15	at Bowling Green * (ESPN3)	W, 66-37	16,649	9-2
Nov. 24	WMU * (ESPN3)	W, 37-10	17,948	10-2
Dec. 2	Akron# (ESPN)	W, 45-28	16,225	11-2
Dec. 23	Appalachian State& (ESPN)	L, 34-0	28,706	11-3

## TOLEDO TEAM GAME-BY-GAME

		Rushing				Receiving				Passing				Kick Returns				Punt Returns				tot		
Date	Opponent	no.	yds	td	lg	no.	yds	td	lg	cmp	att	int	yds	td	lg	no.	yds	td	lg	no.	yds	td	lg	off
08/31/17	ELON	41	239	4	44	19	314	0	69	19-34-1	314	0	69	3	130	1	99	5	29	0	12		553	
09/09/17	at Nevada	60	194	2	15	19	232	2	34	19-27-0	232	2	34	0	0	0	0	1	18	0	0		426	
09/16/17	TULSA	33	221	1	49	22	458	6	81	22-33-1	458	6	81	5	86	0	25	0	0	0	0		679	
Sep 23	at Miami (FL)	35	85	0	26	29	344	3	38	29-50-0	344	3	38	5	94	0	22	0	0	0	0		429	
10/07/17	EASTERN MICHIGAN	42	130	2	26	23	289	0	32	23-34-0	289	0	32	2	38	0	23	1	-1	0	0		419	
10/14/17	at Central Michigan	56	310	4	48	10	89	0	16	10-18-0	89	0	16	1	12	0	12	2	8	0	9		399	
10/21/17	AKRON	43	303	1	20	18	323	5	40	18-28-1	323	5	40	3	83	0	40	1	0	0	0		626	
10/26/17	at Ball State	34	335	4	73	8	267	3	88	8-18-0	267	3	88	1	16	0	16	4	108	1	87		602	
11/02/17	NORTHERN ILLINOIS	40	166	3	27	23	361	0	89	23-31-0	361	0	89	3	61	0	21	1	17	0	17		527	
Nov 08	at Ohio	23	53	0	36	24	263	1	34	24-35-0	263	1	34	7	152	0	50	1	0	0	0		316	
Nov 15	at Bowling Green	53	389	7	88	14	248	2	45	14-20-0	248	2	45	5	83	0	30	2	25	0	16		637	
Nov 24	WMU	38	155	2	27	19	300	2	49	19-29-1	300	2	49	2	48	0	26	5	30	0	19		455	
Dec 02	vs AKRON	39	254	2	54	23	307	4	29	23-37-2	307	4	29	2	32	0	18	3	66	0	48		561	
Dec 23	vs Appalachian State	21	22	0	24	16	124	0	20	16-29-3	124	0	20	3	24	0	15	2	5	0	5		146	
TOLEDO		558	2856	32	88	267	3919	28	89	267-423-9	3919	28	89	42	859	1	99	28	305	1	87		6775	
		518	2490	27	82	231	2900	20	75	231-440-15	2900	20	75	51	1020	0	35	4	14	0	0		5390	

Date	Opponent	Tackles				Sacks no-yds	Fumble		Pass Defense			blkd kick	PAT Attempts			off		
		ua	a	total	tfl-yds		ff	fr-yds	int-yds	qbh	brup		kick	rush	rcv	saf	t/o	pts
08/31/1	ELON	32	32	64	5.0-10	1.0-4	0	0-0	1-0	3	0	0	5-5	0	0	0	0	47
09/09/1	at Nevada	38	6	44	3.0-12	1.0-5	1	1-0	1-7	0	1	1	4-4	0	0	0	3	37
09/16/1	TULSA	54	48	102	7.0-16	2.0-6	0	0-0	0-0	2	1	1	5-6	0	1	0	0	54
Sep 23	at Miami (FL)	41	12	53	6.0-23	2.0-14	0	0-0	1-35	0	2	0	1-1	0	1	0	8	30
10/07/1	EASTERN MICHIGAN	25	34	59	5.0-15	0.0-0	0	0-0	2-20	3	4	0	2-2	0	0	0	3	20
10/14/1	at Central Michigan	34	14	48	4.0-8	0.0-0	0	0-0	2-1	0	4	0	3-4	0	0	0	7	30
10/21/1	AKRON	31	34	65	2.0-12	1.0-11	1	1-0	1-0	3	4	0	6-6	0	0	0	14	48
10/26/1	at Ball State	35	54	89	8.0-24	3.0-14	0	0-0	0-0	1	5	1	7-8	0	0	0	0	58
11/02/1	NORTHERN ILLINOIS	30	52	82	3.0-15	2.0-11	0	0-0	2-0	1	3	0	3-3	0	0	0	3	27
Nov 08	at Ohio	28	56	84	4.0-15	1.0-7	3	2-0	1-0	1	0	0	1-1	0	0	0	7	10
Nov 15	at Bowling Green	41	14	55	9.0-41	4.0-34	0	0-0	1-0	0	4	0	9-9	0	0	0	7	66
Nov 24	WMU	17	50	67	6.0-15	1.0-6	0	0-0	2-20	2	5	0	4-4	0	0	0	3	37
Dec 02	vs AKRON	26	44	70	6.0-25	4.0-23	1	1-0	1-8	5	10	1	6-6	0	0	0	7	45
Dec 23	vs Appalachian State	38	34	72	7.0-17	0.0-0	1	0-0	0-0	0	2	0	0-0	0	0	0	0	0
TOLEDO		470	484	954	75.0-248	22.0-135	7	5-0	15-91	21	45	4	56-59	0	2	0	62	509
		534	490	1024	61.0-219	22.0-138	10	10-41	9-169	25	39	1	43-46	0	0	0	58	367



# 2017 TEAM/OPPONENT STATS

## TOLEDO TEAM GAME-BY-GAME

		Punting										Field Goals			Kickoffs				
Date	Opponent	no.	yds	avg	long	blkd	tb	fc	50+	i20	md-att	long	blkd	no.	yds	avg	tb	ob	
08/31/1	ELON	2	55	27.5	39	0	0	0	0	0	4-4	32	0	10	604	60.4	2	0	
09/09/1	at Nevada	2	70	35.0	40	0	0	1	0	0	3-4	26	0	8	525	65.6	6	0	
09/16/1	TULSA	3	134	44.7	53	0	1	0	1	0	1-1	33	0	8	475	59.4	2	0	
Sep 23	at Miami (FL)	7	260	37.1	46	0	0	5	0	3	3-3	49	0	6	380	63.3	3	0	
10/07/1	EASTERN MICHIGAN	4	127	31.8	50	0	0	0	1	1	2-4	27	0	5	290	58.0	2	0	
10/14/1	at Central Michigan	6	183	30.5	37	0	0	2	0	3	1-1	41	0	6	331	55.2	0	0	
10/21/1	AKRON	1	45	45.0	45	0	0	0	0	1	2-3	40	0	9	580	64.4	6	0	
10/26/1	at Ball State	5	231	46.2	57	0	1	1	1	3	1-1	32	0	10	631	63.1	6	0	
11/02/1	NORTHERN ILLINOIS	6	191	31.8	49	1	1	3	0	2	2-2	34	0	6	382	63.7	3	0	
Nov 08	at Ohio	5	193	38.6	48	0	0	2	0	2	1-1	38	0	3	188	62.7	0	0	
Nov 15	at Bowling Green	0	0	0.0	0	0	0	0	0	0	1-2	24	0	11	675	61.4	5	2	
Nov 24	WMU	2	75	37.5	48	0	0	1	0	1	3-3	40	0	8	488	61.0	2	1	
Dec 02	vs AKRON	3	115	38.3	46	0	0	3	0	2	1-2	47	0	8	520	65.0	8	0	
Dec 23	vs Appalachian State	8	340	42.5	55	0	1	3	1	2	0-0	0	0	1	61	61.0	0	0	
TOLEDO		54	2019	37.4	57	1	4	21	4	20	25-31	49	0	99	6130	61.9	45	3	
		77	2996	38.9	64	2	3	15	14	23	12-17	47	1	69	4088	59.2	22	2	

## OPPONENT TEAM GAME-BY-GAME

Date	Opponent	Rushing				Receiving				Passing				Kick Returns				Punt Returns				to off
		no.	yds	td	lg	no.	yds	td	lg	cmp-att-int	yds	td	lg	no.	yds	td	lg	no.	yds	td	lg	
08/31/17	ELON	40	128	2	19	3	47	0	25	3-14-1	47	0	25	8	150	0	26	0	0	0	0	175
09/09/17	at Nevada	24	109	1	11	19	277	2	75	19-37-1	277	2	75	2	48	0	25	1	0	0	0	386
09/16/17	TULSA	68	423	6	63	12	125	0	39	12-20-0	125	0	39	6	101	0	22	0	0	0	0	546
Sep 23	at Miami (FL)	26	254	4	82	27	333	3	55	27-36-1	333	3	55	3	69	0	29	0	0	0	0	587
10/07/17	EASTERN MICHIGAN	23	73	0	21	24	253	2	29	24-40-2	253	2	29	3	49	0	27	0	0	0	0	326
10/14/17	at Central Michigan	21	62	0	8	17	182	1	33	17-38-2	182	1	33	6	105	0	28	1	0	0	0	244
10/21/17	AKRON	24	42	0	9	23	291	3	47	23-40-1	291	3	47	3	66	0	25	0	0	0	0	333
10/26/17	at Ball State	46	204	2	41	18	105	0	23	18-37-0	105	0	23	4	92	0	35	0	0	0	0	305
11/02/17	NORTHERN ILLINOIS	40	185	2	29	24	245	0	30	24-44-2	245	0	30	3	70	0	34	1	15	0	0	430
Nov 08	at Ohio	56	393	4	62	7	139	1	58	7-15-1	139	1	58	3	87	0	33	0	0	0	0	532
Nov 15	at Bowling Green	33	82	1	21	18	309	4	57	18-31-1	309	4	57	4	77	0	22	0	0	0	0	391
Nov 24	WMU	31	95	0	26	13	180	1	27	13-29-2	180	1	27	5	83	0	27	0	0	0	0	275
Dec 02	vs AKRON	33	113	1	12	18	283	3	59	18-42-1	283	3	59	0	0	0	0	0	0	0	0	396
Dec 23	vs Appalachian State	53	327	4	35	8	131	0	29	8-17-0	131	0	29	1	23	0	23	1	-1	0	0	456
Opponents		518	2490	27	82	231	2900	20	75	231-440-15	2900	20	75	51	1020	0	35	4	14	0	0	5390
		558	2856	32	88	267	3919	28	89	267-423-9	3919	28	89	42	859	1	99	28	305	1	87	6775

		Tackles				Sacks	Fumble		Pass Defense			blkd	PAT Attempts				off		
Date	Opponent	ua	a	total	tfl-yds	no-yds	ff	fr-yds	int-yds	qbh	brup	kick	kick	rush	rcv	saf	t/o	pts	
08/31/1	ELON	33	54	87	2.0-7	2.0-7	0	1-0	1-19	3	5	0	1-2	0	0	0	7	13	
09/09/1	at Nevada	56	34	90	6.0-12	0.0-0	0	0-0	0-0	0	4	0	3-3	0	0	0	0	24	
09/16/1	TULSA	39	26	65	3.0-13	1.0-10	0	0-0	1-37	0	1	0	6-7	0	0	0	7	51	
Sep 23	at Miami (FL)	53	16	69	9.0-27	4.0-18	0	1-7	0-0	1	5	0	7-7	0	0	0	7	52	
10/07/1	EASTERN MICHIGAN	43	38	81	6.0-26	4.0-22	1	0-0	0-0	3	3	0	0-1	0	0	0	0	15	
10/14/1	at Central Michigan	51	22	73	5.0-10	1.0-5	0	0-0	0-0	0	2	0	1-1	0	0	0	0	10	
10/21/1	AKRON	32	48	80	3.0-4	0.0-0	0	0-0	1-14	0	1	0	3-3	0	0	0	0	21	
10/26/1	at Ball State	15	28	43	1.0-1	0.0-0	0	1-0	0-0	2	5	0	2-2	0	0	0	7	17	
11/02/1	NORTHERN ILLINOIS	41	40	81	4.0-9	1.0-4	1	1-0	0-0	2	2	1	2-2	0	0	0	0	17	
Nov 08	at Ohio	31	36	67	6.0-37	4.0-31	3	2-34	0-0	4	6	0	5-5	0	0	0	3	36	
Nov 15	at Bowling Green	45	38	83	3.0-15	0.0-0	1	0-0	0-0	1	2	0	4-4	0	0	0	0	37	
Nov 24	WMU	31	50	81	3.0-11	1.0-7	0	0-0	1-0	0	1	0	1-1	0	0	0	3	10	
Dec 02	vs AKRON	43	26	69	3.0-8	0.0-0	3	3-0	2-45	5	2	0	4-4	0	0	0	7	26	
Dec 23	vs Appalachian State	21	34	55	7.0-39	4.0-34	1	1-0	3-54	4	0	0	4-4	0	0	0	17	34	
Opponents		534	490	1024	61.0-219	22.0-138	10	10-41	9-169	25	39	1	43-46	0	0	0	58	367	
		470	484	954	75.0-248	22.0-135	7	5-0	15-91	21	45	4	56-59	0	2	0	62	505	

# 2017 OPPONENT/COMPARISON STATS

## OPPONENT TEAM GAME-BY-GAME

Date	Opponent	Punting									Field Goals			Kickoffs				
		no.	yds	avg	long	blkd	tb	fc	50+	i20	md-att	long	blkd	no.	yds	avg	tb	ot
08/31/1	ELON	9	356	39.6	51	0	1	1	1	1	0-0	0	0	3	187	62.3	0	0
09/09/1	at Nevada	4	86	21.5	40	1	0	1	0	0	1-1	47	0	4	237	59.2	3	0
09/16/1	TULSA	3	109	36.3	50	0	0	1	1	0	1-1	25	0	9	563	62.6	4	0
Sep 23	at Miami (FL)	4	145	36.2	46	0	0	3	0	2	1-1	19	0	9	561	62.3	3	1
10/07/1	EASTERN MICHIGAN	6	200	33.3	46	0	0	0	0	2	1-2	46	0	4	245	61.2	2	0
10/14/1	at Central Michigan	8	316	39.5	55	0	0	2	2	3	1-1	23	0	2	88	44.0	0	0
10/21/1	AKRON	4	173	43.2	53	0	0	2	1	1	0-1	0	0	4	194	48.5	0	0
10/26/1	at Ball State	11	373	33.9	54	1	0	1	2	5	1-1	43	0	3	195	65.0	2	0
11/02/1	NORTHERN ILLINOIS	5	220	44.0	49	0	1	1	0	2	1-2	25	0	4	255	63.8	1	0
Nov 08	at Ohio	2	94	47.0	50	0	0	0	1	1	1-1	44	0	7	385	55.0	0	0
Nov 15	at Bowling Green	4	175	43.8	58	0	0	0	1	2	1-1	32	0	6	319	53.2	1	0
Nov 24	WMU	7	327	46.7	64	0	1	1	2	1	1-1	24	0	3	178	59.3	1	0
Dec 02	vs AKRON	7	299	42.7	51	0	0	1	3	2	0-1	0	1	4	240	60.0	1	1
Dec 23	vs Appalachian State	3	123	41.0	43	0	0	1	0	1	2-3	29	0	7	441	63.0	4	0
Opponents		77	2996	38.9	64	2	3	15	14	23	12-17	47	1	69	4088	59.2	22	2
		54	2019	37.4	57	1	4	21	4	20	25-31	49	0	99	6130	61.9	45	3

## GAME-BY-GAME COMPARISON

Opponent	Score	First Downs				Rushing Number-Yards	Passing		Total Offense Plays-Yards	Return Yards	Turn- Overs
		Total	Rush	Pass	Pen		Comp-Att-Int	Yards			
ELON	47-13	25 / 7	11 / 5	13 / 2	1 / 0	41-239 / 40-128	19-34-1 / 3-14-1	314 / 47	75-553 / 54-175	159 / 169	2 / 1
Nevada	37-24	28 / 22	12 / 7	11 / 10	5 / 5	60-194 / 24-109	19-27-0 / 19-37-1	232 / 277	87-426 / 61-386	25 / 48	0 / 2
TULSA	54-51	29 / 29	9 / 21	16 / 4	4 / 4	33-221 / 68-423	22-33-1 / 12-20-0	458 / 125	66-679 / 88-548	86 / 138	1 / 0
Miami (FL)	30-52	23 / 27	6 / 12	16 / 13	1 / 2	35-85 / 26-254	29-50-0 / 27-36-1	344 / 333	85-429 / 62-587	129 / 76	1 / 1
EASTERN MICHIGAN	20-15	24 / 21	5 / 6	15 / 13	4 / 2	42-130 / 23-73	23-34-0 / 24-40-2	289 / 253	76-419 / 63-326	57 / 49	0 / 2
Central Michigan	30-10	17 / 12	12 / 3	5 / 9	0 / 0	56-310 / 21-62	10-18-0 / 17-38-2	89 / 182	74-399 / 59-244	21 / 105	0 / 2
AKRON	48-21	35 / 23	20 / 2	15 / 16	0 / 5	43-303 / 24-42	18-28-1 / 23-40-1	323 / 291	71-626 / 64-333	83 / 80	1 / 2
Ball State	58-17	16 / 16	10 / 6	6 / 6	0 / 4	34-335 / 46-204	8-18-0 / 18-37-0	267 / 105	52-602 / 83-309	124 / 92	1 / 0
NORTHERN ILLINOIS	27-17	23 / 25	7 / 11	14 / 12	2 / 2	40-166 / 40-185	23-31-0 / 24-44-2	361 / 245	71-527 / 84-430	78 / 85	1 / 2
Ohio	10-38	14 / 23	2 / 16	11 / 5	1 / 2	23-53 / 56-393	24-35-0 / 7-15-1	263 / 139	58-316 / 71-532	152 / 121	2 / 3
Bowling Green	66-37	32 / 21	17 / 5	12 / 13	3 / 3	53-389 / 33-82	14-20-0 / 18-31-1	248 / 309	73-637 / 64-391	108 / 77	0 / 1
WMU	37-10	22 / 15	9 / 5	12 / 9	1 / 1	38-155 / 31-95	19-29-1 / 13-29-2	300 / 180	67-455 / 60-275	98 / 83	1 / 2
AKRON	45-28	26 / 20	11 / 6	14 / 12	1 / 2	39-254 / 33-113	23-37-2 / 18-42-1	307 / 283	76-561 / 75-396	106 / 45	5 / 2
Appalachian State	0-34	8 / 23	2 / 16	6 / 5	0 / 2	21-22 / 53-327	16-29-3 / 8-17-0	124 / 131	50-146 / 70-458	29 / 76	4 / 0
Totals	509-367	322 / 284	133 / 121	166 / 129	23 / 34	558-2856 / 518-2490	267-423-9 / 231-440-15	3919 / 2900	981-6775 / 958-5390	1255 / 1244	19 / 20

Opponent	3rd Down		4th Down		Time of Possession	TOP Margin	Avg Yds/Rush	Avg Yds/Pass	Avg Yds/Play	Punting Number-Avg	Penalties Number-Yards	Sacks
	Conversions	Attempts	Conversions	Attempts								
ELON	6-14	4-14	1-2	0-1	30:59 / 29:01	1:58	5.8 / 3.2	9.2 / 3.4	7.4 / 3.2	2-27.5 / 9-39.6	2-20 / 5-40	1 / 2
Nevada	7-15	5-13	0-1	1-3	40:14 / 19:46	20:28	3.2 / 4.5	8.6 / 7.5	4.9 / 6.3	2-35.0 / 4-21.5	14-110 / 9-75	1 / 0
TULSA	3-7	8-16	0-1	3-4	25:38 / 34:22	8:44	6.7 / 6.2	13.9 / 6.2	10.3 / 6.2	3-44.7 / 3-36.3	15-150 / 9-97	2 / 1
Miami (FL)	13-23	3-9	0-0	0-0	35:31 / 23:34	11:57	2.4 / 9.8	6.9 / 9.2	5.0 / 9.5	7-37.1 / 4-36.2	10-77 / 8-75	2 / 4
EASTERN MICHIGAN	4-15	1-11	1-2	1-1	35:02 / 24:58	10:04	3.1 / 3.2	8.5 / 6.3	5.5 / 5.2	4-31.8 / 6-33.3	9-85 / 7-86	0 / 4
Central Michigan	5-16	3-13	2-3	0-1	37:47 / 22:13	15:34	5.5 / 3.0	4.9 / 4.8	5.4 / 4.1	6-30.5 / 8-39.5	4-30 / 2-18	0 / 1
AKRON	6-9	6-13	0-0	1-1	33:26 / 26:34	6:52	7.0 / 1.8	11.5 / 7.3	8.8 / 5.2	1-45.0 / 4-43.2	11-104 / 0-0	1 / 0
Ball State	1-8	3-19	0-1	1-4	22:20 / 37:40	-15:20	9.9 / 4.4	14.8 / 2.8	11.6 / 3.7	5-46.2 / 11-33.9	8-90 / 3-25	3 / 0
NORTHERN ILLINOIS	4-13	8-17	1-1	1-2	31:54 / 28:06	3:48	4.2 / 4.6	11.6 / 5.6	7.4 / 5.1	6-31.8 / 5-44.0	4-35 / 7-45	2 / 1
Ohio	3-13	8-13	1-3	0-0	26:43 / 33:17	-6:34	2.3 / 7.0	7.5 / 9.3	5.4 / 7.5	5-38.6 / 2-47.0	6-48 / 5-45	1 / 4
Bowling Green	5-9	5-12	0-2	0-2	34:03 / 25:57	8:06	7.3 / 2.5	12.4 / 10.0	8.7 / 6.1	0-0.0 / 4-43.8	8-74 / 9-102	4 / 0
WMU	7-14	4-14	0-0	1-1	34:08 / 25:52	8:16	4.1 / 3.1	10.3 / 6.2	6.8 / 4.6	2-37.5 / 7-46.7	6-50 / 4-53	1 / 1
AKRON	4-11	6-18	1-1	1-3	32:02 / 27:58	4:04	6.5 / 3.4	8.3 / 6.7	7.4 / 5.3	3-38.3 / 7-42.7	4-43 / 3-25	4 / 0
Appalachian State	2-12	3-13	1-1	1-3	24:10 / 35:50	-11:40	1.0 / 6.2	4.3 / 7.7	2.9 / 6.5	8-42.5 / 3-41.0	5-35 / 4-25	0 / 4
Totals	70-179	67-195	8-18	11-26	443:57 / 395:08	48:49	5.1 / 4.8	9.3 / 6.6	6.9 / 5.6	54-37.4 / 77-38.9	106-951 / 75-711	22 / 22

Note: Game totals are displayed in the format TEAM/OPPONENT for each category



# 2017 RED ZONE STATS

## TOLEDO Inside Opponent Red-Zone

Date	Opponent	Score	Times		Total	Rush		Pass	FGs	Failed to score inside RZ					
			In RZ	Scored	Pts	TDs	TDs	TDs	Made	FGA	Down	Int	Fumb	Half	Game
08/31/17	ELON	W 47-13	8	8	40	4	4	0	4	0	0	0	0	0	0
09/09/17	at Nevada	W 37-24	9	7	37	4	2	2	3	1	1	0	0	0	0
09/16/17	TULSA	W 54-51	2	2	9	1	0	1	1	0	0	0	0	0	0
Sep 23, 2017	at Miami (FL)	L 30-52	5	5	23	2	0	2	3	0	0	0	0	0	0
10/07/17	EASTERN MICHIGAN	W 20-15	7	4	20	2	2	0	2	2	1	0	0	0	0
10/14/17	at Central Michigan	W 30-10	2	2	13	2	2	0	0	0	0	0	0	0	0
10/21/17	AKRON	W 48-21	4	4	24	3	1	2	1	0	0	0	0	0	0
10/26/17	at Ball State	W 58-17	3	3	17	2	2	0	1	0	0	0	0	0	0
11/02/17	NORTHERN ILLINOIS	W 27-17	6	5	27	3	3	0	2	0	0	0	1	0	0
Nov 08, 2017	at Ohio	L 10-38	2	0	0	0	0	0	0	0	1	0	1	0	0
Nov 15, 2017	at Bowling Green	W 66-37	6	6	38	5	5	0	1	0	0	0	0	0	0
Nov 24, 2017	WMU	W 37-10	7	7	37	4	2	2	3	0	0	0	0	0	0
Dec 02, 2017	vs AKRON	W 45-28	6	4	28	4	1	3	0	1	0	0	1	0	0
Dec 23, 2017	vs Appalachian State	L 0-34	0	0	0	0	0	0	0	0	0	0	0	0	0
Totals			67	57	313	36	24	12	21	4	3	0	3	0	0
57 of 67 (85.1%)															

## Opponents Inside TOLEDO Red-Zone

Date	Opponent	Score	Times		Total	Rush		Pass	FGs	Failed to score inside RZ					
			In RZ	Scored	Pts	TDs	TDs	TDs	Made	FGA	Down	Int	Fumb	Half	Game
08/31/17	ELON	W 47-13	2	2	13	2	2	0	0	0	0	0	0	0	0
09/09/17	at Nevada	W 37-24	3	2	14	2	1	1	0	0	1	0	0	0	0
09/16/17	TULSA	W 54-51	5	5	30	4	4	0	1	0	0	0	0	0	0
Sep 23, 2017	at Miami (FL)	L 30-52	6	6	38	5	2	3	1	0	0	0	0	0	0
10/07/17	EASTERN MICHIGAN	W 20-15	2	2	12	2	0	2	0	0	0	0	0	0	0
10/14/17	at Central Michigan	W 30-10	1	1	3	0	0	0	1	0	0	0	0	0	0
10/21/17	AKRON	W 48-21	1	1	7	1	0	1	0	0	0	0	0	0	0
10/26/17	at Ball State	W 58-17	1	1	7	1	1	0	0	0	0	0	0	0	0
11/02/17	NORTHERN ILLINOIS	W 27-17	3	3	17	2	2	0	1	0	0	0	0	0	0
Nov 08, 2017	at Ohio	L 10-38	6	4	28	4	3	1	0	0	0	0	1	1	0
Nov 15, 2017	at Bowling Green	W 66-37	3	3	16	2	1	1	1	0	0	0	0	0	0
Nov 24, 2017	WMU	W 37-10	2	1	3	0	0	0	1	0	0	1	0	0	0
Dec 02, 2017	vs AKRON	W 45-28	4	2	14	2	1	1	0	1	1	0	0	0	0
Dec 23, 2017	vs Appalachian State	L 0-34	7	5	27	3	3	0	2	1	1	0	0	0	0
Totals			46	38	229	30	20	10	8	2	3	1	1	1	0
38 of 46 (82.6%)															



# 2017 TEAM STATS

Team Statistics	TOLEDO	OPP
SCORING	509	367
Points Per Game	36.4	26.2
Points Off Turnovers	62	58
FIRST DOWNS	322	284
Rushing	133	121
Passing	166	129
Penalty	23	34
RUSHING YARDAGE	2856	2490
Yards gained rushing	3122	2733
Yards lost rushing	266	243
Rushing Attempts	558	518
Average Per Rush	5.1	4.8
Average Per Game	204.0	177.9
TDs Rushing	32	27
PASSING YARDAGE	3919	2900
Comp-Att-Int	267-423-9	231-440-15
Average Per Pass	9.3	6.6
Average Per Catch	14.7	12.6
Average Per Game	279.9	207.1
TDs Passing	28	20
TOTAL OFFENSE	6775	5390
Total Plays	981	958
Average Per Play	6.9	5.6
Average Per Game	483.9	385.0
KICK RETURNS: #-Yards	42-859	51-1020
PUNT RETURNS: #-Yards	28-305	4-14
INT RETURNS: #-Yards	15-91	9-169
KICK RETURN AVERAGE	20.5	20.0
PUNT RETURN AVERAGE	10.9	3.5
INT RETURN AVERAGE	6.1	18.8
FUMBLES-LOST	20-10	9-5
PENALTIES-Yards	106-951	75-711
Average Per Game	67.9	50.8
PUNTS-Yards	54-2019	77-2996
Average Per Punt	37.4	38.9
Net punt average	35.6	34.2
KICKOFFS-Yards	99-6130	69-4088
Average Per Kick	61.9	59.2
Net kick average	40.3	38.8
TIME OF POSSESSION/Game	31:43	28:13
3RD-DOWN Conversions	70/179	67/195
3rd-Down Pct	39%	34%
4TH-DOWN Conversions	8/18	11/26
4th-Down Pct	44%	42%
SACKS BY-Yards	22-135	22-138
MISC YARDS	41	0
TOUCHDOWNS SCORED	62	48
FIELD GOALS-ATTEMPTS	25-31	12-17
ON-SIDE KICKS	0-0	0-3
RED-ZONE SCORES	(57-67) 85%	(38-46) 83%
RED-ZONE TOUCHDOWNS	(36-67) 54%	(30-46) 65%
PAT-ATTEMPTS	(56-59) 95%	(43-46) 93%
ATTENDANCE	124470	122864
Games/Avg Per Game	6/20745	6/20477
Neutral Site Games		2/22466

Score by Quarters	1st	2nd	3rd	4th	OT	Total
TOLEDO	95	135	174	105	0	509
Opponents	75	64	99	129	0	367



# 2017 INDIVIDUAL STATS

Rushing	gp	att	gain	loss	net	avg	td	lg	avg/g
SWANSON, Terry	13	242	1381	18	1363	5.6	14	71	104.8
SEYMOUR, Shakif	14	116	718	16	702	6.1	12	63	50.1
THOMPSON, Art	14	104	640	11	629	6.0	2	88	44.9
McCRIMMON, Nevone	5	9	85	5	80	8.9	0	73	16.0
GUADAGNI, Mitchell	9	8	78	2	76	9.5	0	16	8.4
WOODSIDE, Logan	14	51	178	144	34	0.7	1	18	2.4
SMITH, Brad	13	6	17	0	17	2.8	1	6	1.3
McKINLEY-LEWIS, D.	14	1	11	0	11	11.0	0	11	0.8
JOHNSON, Diontae	14	2	9	0	9	4.5	0	5	0.6
GILLIAM, Reggie	14	2	1	0	1	0.5	1	1	0.1
PHILLIPS, Desmond	12	3	0	5	-5	-1.7	0	0	-0.4
JULIAN, Michael	10	3	4	13	-9	-3.0	1	2	-0.9
TEAM	11	11	0	52	-52	-4.7	0	0	-4.7
Total	14	558	3122	266	2856	5.1	32	88	204.0
Opponents	14	518	2733	243	2490	4.8	27	82	177.9

Passing	gp	effic	comp-att-int	pct	yds	td	lg	avg/g
WOODSIDE, Logan	14	162.16	264-411-8	64.2	3882	28	89	277.3
JULIAN, Michael	10	62.73	2-6-0	33.3	21	0	19	2.1
GUADAGNI, Mitchell	9	5.73	1-6-1	16.7	16	0	16	1.8
Total	14	158.53	267-423-9	63.1	3919	28	89	279.9
Opponents	14	116.05	231-440-15	52.5	2900	20	75	207.1

Receiving	gp	no.	yds	avg	td	lg	avg/g
JOHNSON, Diontae	14	74	1278	17.3	13	89	91.3
JOHNSON, Jon'Vea	14	42	689	16.4	5	49	49.2
THOMPSON, Cody	5	28	537	19.2	4	81	107.4
McKINLEY-LEWIS, D.	14	23	319	13.9	3	60	22.8
FISHER, Jordan	14	20	295	14.8	0	30	21.1
SWANSON, Terry	13	20	194	9.7	0	40	14.9
THOMPSON, Art	14	16	123	7.7	0	23	8.8
PHILLIPS, Desmond	12	12	101	8.4	2	40	8.4
SEYMOUR, Shakif	14	10	104	10.4	1	20	7.4
ROSI, Drew	10	6	90	15.0	0	24	9.0
RICHARDS, Darryl	14	6	90	15.0	0	31	6.4
MITCHELL, Bryce	14	3	41	13.7	0	19	2.9
GILLIAM, Reggie	14	3	30	10.0	0	13	2.1
ALLEN, Liam	12	2	19	9.5	0	16	1.6
BLACKMAN, Rhett	7	1	7	7.0	0	7	1.0
N'SHAKA, Neru	6	1	2	2.0	0	2	0.3
Total	14	267	3919	14.7	28	89	279.9
Opponents	14	231	2900	12.6	20	75	207.1

Punt Returns	no.	yds	avg	td	lg
McKINLEY-LEWIS, D.	20	162	8.1	0	48
JOHNSON, Diontae	4	102	25.5	1	87
PHILLIPS, Desmond	2	7	3.5	0	6
GILLIAM, Reggie	1	18	18.0	0	0
ALLEN, Liam	1	16	16.0	0	16
Total	28	305	10.9	1	87
Opponents	4	14	3.5	0	0

Interceptions	no.	yds	avg	td	lg
ROBINSON, Kahilil	4	40	10.0	0	20
MATHIS, Trevon	3	8	2.7	0	8
CLARK, Justin	2	0	0.0	0	0
WILLIAMS, Jordan	1	35	35.0	0	35
ANDERSON, Tycen	1	0	0.0	0	0
WOMACK, Sam	1	0	0.0	0	0
LINCH, Jack	1	1	1.0	0	1
WOODLEY, Ja'Wuan	1	7	7.0	0	7
HOLLMAN, Kadar	1	0	0.0	0	0
Total	15	91	6.1	0	35
Opponents	9	169	18.8	1	37

Kick Returns	no.	yds	avg	td	lg
JOHNSON, Diontae	30	683	22.8	1	99
PHILLIPS, Desmond	9	137	15.2	0	22
McKINLEY-LEWIS, D.	1	19	19.0	0	19
SMITH, Brad	1	18	18.0	0	18
BOCZAR, Andrew	1	2	2.0	0	4
Total	42	859	20.5	1	99
Opponents	51	1020	20.0	0	35

Fumble Returns	no.	yds	avg	td	lg
Total	0	0	0.0	0	0
Opponents	2	41	20.5	0	34



# 2017 INDIVIDUAL STATS

Scoring	td	fg	PAT				dxp	saf	pts
			kick	rush	rcv	pass			
VEST, Jameson	-	25-30	56-58	-	-	-	-	-	131
JOHNSON, Diontae	15	-	-	-	1	-	-	-	92
SWANSON, Terry	14	-	-	-	-	-	-	-	84
SEYMOUR, Shakif	13	-	-	-	-	-	-	-	78
JOHNSON, Jon'Vea	5	-	-	-	-	-	-	-	30
THOMPSON, Cody	4	-	-	-	-	-	-	-	24
McKINLEY-LEWIS, D.	3	-	-	-	-	-	-	-	18
THOMPSON, Art	2	-	-	-	-	-	-	-	12
PHILLIPS, Desmond	2	-	-	-	-	-	-	-	12
GILLIAM, Reggie	1	-	-	-	-	-	-	-	6
WOODSIDE, Logan	1	-	-	-	-	2-3	-	-	6
SMITH, Brad	1	-	-	-	-	-	-	-	6
JULIAN, Michael	1	-	-	-	-	-	-	-	6
TEACHEY, Josh	-	-	-	-	-	-	1	-	2
FISHER, Jordan	-	-	-	-	1	-	-	-	2
TEAM	-	0-1	0-1	-	-	-	-	-	0
Total	62	25-31	56-59	-	2	2-3	1	-	509
Opponents	48	12-17	43-46	-	-	0-1	-	-	367

Total Offense	g	plays	rush	pass	total	avg/g
WOODSIDE, Logan	14	462	34	3882	3916	279.7
SWANSON, Terry	13	242	1363	0	1363	104.8
SEYMOUR, Shakif	14	116	702	0	702	50.1
THOMPSON, Art	14	104	629	0	629	44.9
GUADAGNI, Mitchell	9	14	76	16	92	10.2
McCRIMMON, Nevone	5	9	80	0	80	16.0
SMITH, Brad	13	6	17	0	17	1.3
JULIAN, Michael	10	9	-9	21	12	1.2
McKINLEY-LEWIS, D.	14	1	11	0	11	0.8
JOHNSON, Diontae	14	2	9	0	9	0.6
GILLIAM, Reggie	14	2	1	0	1	0.1
PHILLIPS, Desmond	12	3	-5	0	-5	-0.4
TEAM	11	11	-52	0	-52	-4.7
Total	14	981	2856	3919	6775	483.9
Opponents	14	958	2490	2900	5390	385.0

Field Goals	fg	pct.	01-19	20-29	30-39	40-49	50-99	lg	blk
VEST, Jameson	25-30	83.3	0-0	12-12	8-11	5-6	0-1	49	0
TEAM	0-1	0.0	0-0	0-1	0-0	0-0	0-0	0	0

FG Sequence	TOLEDO	Opponents
Elon	(28),(27),(32),(21)	-
Nevada	(25),(26),31,(23)	(47)
Tulsa	(33)	(25)
Miami (FL)	(24),(49),(32)	(19)
Eastern Michigan	(27),21,35,(20)	50,(46)
Central Michigan	(41)	(23)
AKRON	(40),55,(29)	40
Ball State	(32)	(43)
Northern Illinois	(23),(34)	(25),47
Ohio	(38)	(44)

Punting	no.	yds	avg	lg	tb	fc	i20	50+	blk
FLINT, Bailey	47	1788	38.0	57	4	20	19	3	0
JULIAN, Michael	6	231	38.5	50	0	1	1	1	0
TEAM	1	0	0.0	0	0	0	0	0	1
Total	54	2019	37.4	57	4	21	20	4	1
Opponents	77	2996	38.9	64	3	15	23	14	2

Kickoffs	no.	yds	avg	tb	ob	retn	net	ydIn
VEST, Jameson	81	5013	61.9	38	3			
VUCELICH, Samuel	18	1117	62.1	7	0			
Total	99	6130	61.9	45	3	20.0	40.3	24
Opponents	69	4088	59.2	22	2	20.5	38.8	26

All Purpose	g	rush	rcv	pr	kr	ir	total	avg/g
JOHNSON, Dion	14	9	1278	102	683	0	2072	148.0
SWANSON, Terr	13	1363	194	0	0	0	1557	119.8
SEYMOUR, Sha	14	702	104	0	0	0	806	57.6
THOMPSON, Ar	14	629	123	0	0	0	752	53.7
JOHNSON, Jon'	14	0	689	0	0	0	689	49.2
THOMPSON, C	5	0	537	0	0	0	537	107.4
McKINLEY-LEW	14	11	319	162	19	0	511	36.5



# 2017 INDIVIDUAL STATS

#	Defensive Leaders	gp	Tackles				Sacks	Pass defense			Fumbles		blkd	
			ua	a	tot	tfl/yds		int-yds	brup	qbh	rcv-yds	ff	kick	saf
29	LINCH, Jack	14	30	45	75	6.5-8	.	1-1	.	1	.	1	.	.
31	QUINN, Zach	14	34	35	69	5.5-16	2.0-12	.	1	1	.	.	.	.
27	ROBINSON, Kahlil	14	39	28	67	1.0-3	.	4-40	4	1	.	.	.	.
9	ADENIYI, Olasunkan	14	34	32	66	20.0-91	8.5-58	.	1	9	1-0	3	.	.
30	WOODLEY, Ja'Wuan	14	37	29	66	4.5-12	2.0-6	1-7	3	.	2-0	.	.	.
8	TEACHEY, Josh	14	33	23	56	0.5-1	.	.	4	.	.	.	.	.
17	TAAFE, Tyler	14	14	34	48	2.5-4	.	.	.	3	.	1	.	.
42	OLEKANMA, Richard	14	19	26	45	2.5-12	1.5-9	.	2	.	.	.	.	.
21	BLUE, Dedarallo	14	16	20	36	5.5-18	2.0-11	.	2	.	.	.	.	.
13	HOLLMAN, Kadar	14	26	9	35	.	.	1-0	7	.	.	.	.	.
34	WILLIAMS, Jordan	8	21	13	34	1.0-1	.	1-35	1	.	.	.	.	.
6	MATHIS, Trevon	14	20	12	32	1.5-4	.	3-8	8	.	.	.	.	.
24	CLARK, Justin	14	23	9	32	.	.	2-0	5	.	.	1	.	.
52	MOORE, Marquise	14	7	24	31	4.0-14	2.0-11	.	.	3	1-0	.	.	.
5D	ANDERSON, Tycen	14	19	11	30	1.5-7	.	1-0	4	.	.	.	.	.
93	CHILDRESS, Nate	14	5	24	29	2.0-6	1.0-3	.	.	.	1-0	.	2	.
1	WHITFIELD, Marcus	13	13	7	20	1.0-2	.	.	2	1	.	.	.	.
95	ROSS, Willie	11	8	11	19	2.0-20	2.0-20	.	.	1	.	.	.	.
97	HOWARD, Reggie	14	9	9	18	5.0-12	.	.	.	.	.	.	.	.
91	JONES, Malik	13	6	6	12	.	.	.	.	1	.	.	.	.
5	JONES, Ronnie	14	6	6	12	.	.	.	.	.	.	.	.	.
92	DAVIS, Daniel	13	2	10	12	1.0-1	.	.	.	.	.	.	.	.
28	WILLIAMS, Victor	11	2	7	9	0.5-0	.	.	.	.	.	.	.	.
55	MAYNARD, Lucas	8	3	6	9	1.0-1	.	.	.	.	.	.	.	.
94	MATHEWS, Edrick	10	2	7	9	.	.	.	.	.	.	.	.	.
99	SKIPPER, Tuzar	3	4	4	8	1.0-5	1.0-5	.	.	.	.	1	.	.
26	FRAZIER, Kennedy	13	5	2	7	.	.	.	.	.	.	.	.	.
98	CHAMBERS, Tyrone	3	1	6	7	0.5-0	.	.	.	.	.	.	.	.
20	SMITH, Brad	13	3	3	6	.	.	.	.	.	.	.	.	.
50	LANCIA, Connor	8	.	6	6	.	.	.	.	.	.	.	.	.
96	HOOD, David	9	1	5	6	1.5-3	.	.	.	.	.	.	.	.
46	BOCZAR, Andrew	13	2	3	5	1.5-3	.	.	.	.	.	.	.	.
51	NORWOOD, Chris	6	4	1	5	1.5-4	.	.	.	.	.	.	.	.
3R	ROBERTS, Keelen	5	3	1	4	.	.	.	.	.	.	.	.	.
19	WOMACK, Sam	7	3	1	4	.	.	1-0	1	.	.	.	.	.
11	WOODSIDE, Logan	14	2	1	3	.	.	.	.	.	.	.	.	.
47	SPELMAN, Brad	14	1	2	3	.	.	.	.	.	.	.	.	.
43	DAVIS, Erik	2	1	2	3	.	.	.	.	.	.	.	.	.
14	GILLIAM, Reggie	14	2	.	2	.	.	.	.	.	.	.	2	.
2	SWANSON, Terry	13	2	.	2	.	.	.	.	.	.	.	.	.
2C	COVINGTON, Aaron	3	2	.	2	.	.	.	.	.	.	.	.	.
76	NKANSAH, Elijah	14	2	.	2	.	.	.	.	.	.	.	.	.
80	MITCHELL, Bryce	14	1	1	2	.	.	.	.	.	.	.	.	.
2S	SEYMOUR, Shakif	14	1	.	1	.	.	.	.	.	.	.	.	.
71	WEISS, Brant	14	.	1	1	.	.	.	.	.	.	.	.	.
85	FISHER, Jordan	14	.	1	1	.	.	.	.	.	.	.	.	.
90	DAVIS, Lamarr	1	.	1	1	.	.	.	.	.	.	.	.	.
32	BLACKMAN, Rhett	7	1	.	1	.	.	.	.	.	.	.	.	.
15	N'SHAKA, Neru	6	1	.	1	.	.	.	.	.	.	.	.	.
Total		14	470	484	954	75-248	22-135	15-91	45	21	5-0	7	4	.
Opponents		14	534	490	1024	61-219	22-138	9-169	39	25	10-41	10	1	.



# 2017 INDIVIDUAL STATS

## PASSING - GAME BY GAME

#11 WOODSIDE, Logan	Comp	Att	Int	Pct	Yards	TD	Long	Sacked	Effic
Elon	19	31	0	61.3	314	0	69	2-7	146.37
Nevada	19	27	0	70.4	232	2	34	0-0	166.99
Tulsa	22	33	1	66.7	458	6	81	1-10	237.19
Miami (FL)	28	48	0	58.3	342	3	38	4-18	138.81
Eastern Michigan	23	34	0	67.6	289	0	32	4-22	139.05
Central Michigan	10	18	0	55.6	89	0	16	1-5	97.09
AKRON	17	24	1	70.8	304	5	40	0-0	237.65
Ball State	8	17	0	47.1	267	3	88	0-0	237.22
Northern Illinois	23	31	0	74.2	361	0	89	1-4	172.01
Ohio	24	35	0	68.6	263	1	34	4-31	141.12
Bowling Green	13	18	0	72.2	232	2	45	0-0	217.16
WMU	19	29	1	65.5	300	2	49	1-7	168.28
AKRON	23	37	2	62.2	307	4	29	0-0	156.72
Appalachian State	16	29	3	55.2	124	0	20	4-34	70.40
TOTALS	264	411	8	64.2	3882	28	89	22-138	162.16

#5P JULIAN, Michael	Comp	Att	Int	Pct	Yards	TD	Long	Sacked	Effic
Miami (FL)	1	2	0	50.0	2	0	2	0-0	58.40
AKRON	1	3	0	33.3	19	0	19	0-0	86.53
Bowling Green	0	1	0	0.0	0	0	0	0-0	0.00
TOTALS	2	6	0	33.3	21	0	19	0-0	62.73

#6Q GUADAGNI, M.	Comp	Att	Int	Pct	Yards	TD	Long	Sacked	Effic
Elon	0	3	1	0.0	0	0	0	0-0	-66.67
AKRON	0	1	0	0.0	0	0	0	0-0	0.00
Ball State	0	1	0	0.0	0	0	0	0-0	0.00
Bowling Green	1	1	0	100.0	16	0	16	0-0	234.40
TOTALS	1	6	1	16.7	16	0	16	0-0	5.73

## RUSHING - GAME BY GAME

RUSHING	No-Yds/TD	ELON	NEV	TULSA	UM	EMU	CMU	AKRON	BALL	NIU	OHIO	BGSU	WMU	AKRON	APP
SWANSON, Terry	242-1363/14	11-36/2	27-101/2	19-139/1	20-79/0	DNP	23-145/2	20-123/0	11-105/1	29-116/3	6-9/0	23-192/0	21-94/1	21-180/2	11-44/0
SEYMOUR, Shakif	116-702/12	11-102/1	14-48/0	-	1-0/0	17-55/1	15-119/1	7-71/1	5-72/2	1-0/0	11-77/0	12-67/5	11-54/1	8-39/0	3--2/0
THOMPSON, Art	104-629/2	15-99/0	12-54/0	12-83/0	5-7/0	15-94/1	11-36/0	10-50/0	3-14/0	2-29/0	-	9-114/1	3-8/0	5-30/0	2-11/0
McCRIMMON, N.	9-80/0	DNP	DNP	DNP	DNP	2--2/0	2-1/0	DNP	5-81/0	-	-	DNP	DNP	DNP	DNP
GUADAGNI, M.	8-76/0	1-8/0	DNP	DNP	DNP	-	-	2-18/0	4-39/0	DNP	-	1-11/0	-	-	DNP
WOODSIDE, Logan	51-34/1	2--7/0	3--1/0	2--1/0	8-16/0	6--9/0	4-11/1	3-39/0	1-9/0	7-17/0	5--29/0	1-3/0	2-3/0	2-14/0	5--31/0
SMITH, Brad	6-17/1	-	-	-	DNP	-	-	-	2-6/0	-	-	4-11/1	-	-	-
McKINLEY-LEWIS	1-11/0	-	-	-	-	-	-	-	1-11/0	-	-	-	-	-	-
JOHNSON, Di.	2-9/0	-	-	-	-	-	-	-	-	1-4/0	-	1-5/0	-	-	-
GILLIAM, Reggie	2-1/1	1-1/1	1-0/0	-	-	-	-	-	-	-	-	-	-	-	-
PHILLIPS, D.	3--5/0	-	1--1/0	-	DNP	DNP	-	-	-	-	-	1--1/0	-	1--3/0	-
JULIAN, Michael	3--9/1	-	DNP	-	-	-	-	1-2/0	1-2/1	-	DNP	1--13/0	-	DNP	DNP
TEAM	11--52/0	DNP	2--7/0	-	1--17/0	2--8/0	1--2/0	DNP	1--4/0	-	1--4/0	DNP	1--4/0	2--6/0	-



# 2017 INDIVIDUAL STATS

## RECEIVING - GAME BY GAME

RECEIVING	No-Yds/TD	ELON	NEV	TULSA	UM	EMU	CMU	AKRON	BALL	NIU	OHIO	BGSU	WMU	AKRON	APP
JOHNSON, Di.	74-1278/13	4-102/0	4-53/1	4-142/2	8-66/2	8-97/0	2-32/0	2-31/1	4-170/2	10-166/0	9-144/1	3-75/1	5-61/1	9-118/2	2-21/0
JOHNSON, Jon'Vea	42-689/5	4-51/0	3-37/0	2-26/0	5-79/1	2-35/0	2-16/0	5-102/2	-	1-8/0	5-66/0	2-56/1	4-96/0	6-103/1	1-14/0
THOMPSON, Cody	28-537/4	5-112/0	8-101/1	9-178/3	5-114/0	1-32/0	DNP	DNP	DNP	DNP	DNP	DNP	DNP	DNP	DNP
McKINLEY-LEWIS	23-319/3	1-3/0	-	2-83/1	5-46/0	4-61/0	-	1-13/1	1-37/0	2-25/0	2-1/0	-	2-29/1	2-13/0	1-8/0
FISHER, Jordan	20-295/0	-	1-25/0	-	-	3-25/0	2-14/0	2-37/0	-	6-102/0	-	2-27/0	2-36/0	-	2-29/0
SWANSON, Terry	20-194/0	2-28/0	2-16/0	1-3/0	1-11/0	DNP	1-6/0	2-29/0	-	1-3/0	1-8/0	1-1/0	4-57/0	1-6/0	3-26/0
THOMPSON, Art	16-123/0	2-9/0	-	2-17/0	3-15/0	3-28/0	-	-	2-25/0	-	1-11/0	1-5/0	-	-	2-13/0
SEYMOUR, Shakif	10-104/1	-	-	-	-	-	-	1-20/0	-	-	3-28/0	2-30/0	-	1-12/1	3-14/0
PHILLIPS, D.	12-101/2	-	1-0/0	2-9/0	DNP	DNP	1-9/0	1-40/1	1-35/1	1-2/0	2-1/0	-	-	1-8/0	2-1/0
ROSI, Drew	6-90/0	DNP	DNP	DNP	DNP	-	1-9/0	1-9/0	-	1-24/0	-	1-15/0	1-15/0	1-18/0	-
RICHARDS, D.	6-90/0	1-9/0	-	-	-	1-4/0	-	-	-	1-31/0	-	1-23/0	1-6/0	1-17/0	-
MITCHELL, Bryce	3-41/0	-	-	-	-	-	-	2-29/0	-	-	-	-	-	1-12/0	-
GILLIAM, Reggie	3-30/0	-	-	-	1-11/0	-	-	1-13/0	-	-	1-6/0	-	-	-	-
ALLEN, Liam	2-19/0	-	-	-	-	DNP	1-3/0	-	-	DNP	-	1-16/0	-	-	-
BLACKMAN, Rhett	1-7/0	DNP	DNP	-	-	1-7/0	-	-	-	DNP	DNP	-	DNP	DNP	DNP
N'SHAKA, Neru	1-2/0	DNP	DNP	DNP	1-2/0	-	-	-	-	DNP	DNP	-	DNP	DNP	DNP

## RETURNS - GAME BY GAME

PUNT RETURNS	No-Yds	ELON	NEV	TULSA	UM	EMU	CMU	AKRON	BALL	NIU	OHIO	BGSU	WMU	AKRON	APP
McKINLEY-LEWIS	20-162	3-22	-	-	-	-	1-9	1-0	3-21	-	1-0	1-9	5-30	3-66	2-5
JOHNSON, Di.	4-102	-	-	-	-	1-1	1-1	-	1-87	1-17	-	-	-	-	-
GILLIAM, Reggie	1-18	-	1-18	-	-	-	-	-	-	-	-	-	-	-	-
ALLEN, Liam	1-16	-	-	-	-	DNP	-	-	-	DNP	-	1-16	-	-	-
PHILLIPS, D.	2-7	2-7	-	-	DNP	DNP	-	-	-	-	-	-	-	-	-
KICK RETURNS	No-Yds	ELON	NEV	TULSA	UM	EMU	CMU	AKRON	BALL	NIU	OHIO	BGSU	WMU	AKRON	APP
JOHNSON, Di.	30-683	2-116	-	5-86	5-94	2-38	1-12	2-65	1-16	-	4-123	5-83	1-26	-	2-24
PHILLIPS, D.	9-137	1-14	-	-	DNP	DNP	-	-	-	2-42	2-27	-	1-22	2-32	1-0
McKINLEY-LEWIS	1-19	-	-	-	-	-	-	-	-	1-19	-	-	-	-	-
SMITH, Brad	1-18	-	-	-	DNP	-	-	1-18	-	-	-	-	-	-	-
BOCZAR, Andrew	1-2	-	-	-	-	-	-	-	-	DNP	1-2	-	-	-	-
INT. RETURNS	No-Yds	ELON	NEV	TULSA	UM	EMU	CMU	AKRON	BALL	NIU	OHIO	BGSU	WMU	AKRON	APP
ROBINSON, Kahili	4-40	1-0	-	-	-	2-20	-	-	-	-	-	-	1-20	-	-
MATHIS, Trevon	3-8	-	-	-	-	-	-	-	-	2-0	-	-	-	1-8	-
CLARK, Justin	2-0	-	-	-	-	-	1-0	1-0	-	-	-	-	-	-	-
ANDERSON, Tycen	1-0	-	-	-	-	-	-	-	-	-	1-0	-	-	-	-
LINCH, Jack	1-1	-	-	-	-	-	1-1	-	-	-	-	-	-	-	-
WOODLEY, Ja'Wuan	1-7	-	1-7	-	-	-	-	-	-	-	-	-	-	-	-
WOMACK, Sam	1-0	DNP	DNP	DNP	DNP	DNP	DNP	-	-	-	-	1-0	DNP	-	-
HOLLMAN, Kadar	1-0	-	-	-	-	-	-	-	-	-	-	-	1-0	-	-
WILLIAMS, Jor.	1-35	-	-	-	1-35	-	-	-	-	DNP	DNP	DNP	DNP	DNP	DNP

## SACKS - GAME BY GAME

SACKS	UA-A	Total	ELON	NEV	TULSA	UM	EMU	CMU	AKRON	BALL	NIU	OHIO	BGSU	WMU	AKRON	APP
ADENIYI, O.	8-1	8.5	-	-	1-0-4	-	-	-	1-0-11	2-0-12	1-0-5	0-5-4	1-0-7	-	2-0-15	-
ROSS, Willie	2-0	2.0	DNP	DNP	DNP	-	-	-	-	-	-	-	2-0-20	-	-	-
BLUE, Dedarallo	2-0	2.0	-	-	-	-	-	-	-	-	1-0-6	-	-	-	1-0-5	-
WOODLEY, Ja'Wuan	2-0	2.0	1-0-4	-	1-0-2	-	-	-	-	-	-	-	-	-	-	-
QUINN, Zach	2-0	2.0	-	-	-	1-0-10	-	-	-	1-0-2	-	-	-	-	-	-
MOORE, Marquise	2-0	2.0	-	-	-	1-0-4	-	-	-	-	-	-	1-0-7	-	-	-
OLEKANMA, R.	1-1	1.5	-	-	-	-	-	-	-	-	-	0-5-3	-	1-0-6	-	-
CHILDRESS, Nate	1-0	1.0	-	-	-	-	-	-	-	-	-	-	-	-	1-0-3	-
SKIPPER, Tuzar	1-0	1.0	-	1-0-5	-	DNP	DNP	DNP	DNP	DNP	DNP	DNP	DNP	DNP	DNP	DNP

# 2017 INDIVIDUAL STATS

## TACKLES - GAME BY GAME

Total Tackles	UA-A	Total	ELON	NEV	TULSA	UM	EMU	CMU	AKRON	BALL	NIU	OHIO	BGSU	WMU	AKRON	APP
LINCH, Jack	30-45	75	4-2	2-0	5-3	2-2	1-0	3-1	1-5	2-5	1-7	3-4	2-0	0-7	0-5	4-4
QUINN, Zach	34-35	69	2-4	3-0	5-1	2-1	2-0	2-3	1-2	2-4	1-0	2-3	3-3	1-4	2-8	6-2
ROBINSON, Kahlil	39-28	67	1-1	1-0	3-1	1-0	1-2	1-0	8-1	3-3	3-5	2-7	5-0	3-3	2-2	5-3
WOODLEY, Ja'Wuan	37-29	66	4-1	2-0	4-2	5-3	2-2	1-0	1-1	1-1	4-1	4-3	-	2-7	4-4	3-4
ADENIYI, O.	34-32	66	2-3	5-0	2-6	2-0	1-1	2-0	4-1	3-0	2-8	2-8	2-0	1-2	5-1	1-2
TEACHEY, Josh	33-23	56	0-2	3-0	8-6	3-0	0-2	1-1	1-0	1-0	4-4	2-1	2-0	1-4	3-3	4-0
TAAFE, Tyler	14-34	48	2-1	1-0	1-5	-	1-3	3-0	0-2	0-3	1-2	2-4	1-3	1-8	0-2	1-1
OLEKANMA, R.	19-26	45	0-2	1-0	2-3	2-0	3-3	1-1	2-2	3-5	1-4	0-1	3-0	1-0	0-2	0-3
BLUE, Dedarallo	16-20	36	0-1	1-0	0-1	1-2	1-2	2-0	0-1	2-1	2-6	2-0	2-0	1-2	2-4	-
HOLLMAN, Kadar	26-9	35	3-1	2-1	2-0	1-0	3-2	1-1	1-0	-	3-1	1-0	3-1	2-1	1-1	3-0
WILLIAMS, Jor.	21-13	34	5-0	2-2	6-6	4-1	1-1	1-2	2-1	-	DNP	DNP	DNP	DNP	DNP	DNP
MATHIS, Trevon	20-12	32	-	2-1	3-0	7-0	2-2	-	-	-	3-3	1-0	1-1	0-2	1-3	-
CLARK, Justin	23-9	32	0-1	3-0	0-1	1-0	1-1	4-0	1-0	3-0	3-2	2-1	2-0	1-2	1-1	1-0
MOORE, Marquise	7-24	31	0-1	-	1-4	1-0	1-1	1-1	1-1	0-1	0-3	0-5	1-1	-	0-2	1-4
ANDERSON, Tycen	19-11	30	1-0	-	-	-	1-1	2-1	0-1	3-1	-	2-4	5-0	1-1	0-1	4-1
CHILDRESS, Nate	5-24	29	1-3	-	1-3	-	0-2	-	0-1	0-2	0-2	2-4	-	0-1	1-1	0-5
WHITFIELD, M.	13-7	20	2-1	2-0	1-2	6-1	0-1	-	-	-	DNP	0-2	-	-	2-0	-
ROSS, Willie	8-11	19	DNP	DNP	DNP	1-1	0-1	1-1	0-3	2-1	-	0-1	2-0	0-2	-	2-1
HOWARD, Reggie	9-9	18	0-3	1-0	1-2	-	2-1	1-0	-	1-0	-	1-0	1-0	1-0	0-1	0-2
DAVIS, Daniel	2-10	12	0-1	-	-	1-0	0-1	-	-	DNP	0-1	0-5	-	0-2	-	1-0
JONES, Malik	6-6	12	-	3-0	1-1	-	-	0-1	1-2	0-2	DNP	-	-	-	-	1-0
JONES, Ronnie	6-6	12	2-0	1-0	1-1	-	0-1	1-0	-	0-2	-	0-2	1-0	-	-	-
MATHEWS, Edrick	2-7	9	-	DNP	-	-	1-1	1-0	0-1	0-4	-	-	DNP	DNP	0-1	DNP
MAYNARD, Lucas	3-6	9	DNP	DNP	DNP	DNP	DNP	DNP	1-1	1-2	0-1	0-1	1-0	0-1	-	-
WILLIAMS, Victor	2-7	9	DNP	DNP	DNP	-	0-1	-	1-2	0-3	-	-	0-1	1-0	-	-
SKIPPER, Tuzar	4-4	8	1-3	3-1	-	DNP	DNP	DNP	DNP	DNP	DNP	DNP	DNP	DNP	DNP	DNP
FRAZIER, K.	5-2	7	0-1	DNP	2-0	-	-	-	-	1-0	1-0	-	1-0	-	0-1	-
CHAMBERS, Tyrone	1-6	7	DNP	DNP	DNP	-	DNP	DNP	DNP	1-5	DNP	DNP	0-1	DNP	DNP	DNP
SMITH, Brad	3-3	6	-	-	1-0	DNP	0-1	-	1-0	-	0-1	-	1-0	0-1	-	-
LANCIA, Connor	0-6	6	-	DNP	DNP	DNP	DNP	DNP	-	0-4	-	-	0-2	DNP	-	-
HOOD, David	1-5	6	-	DNP	DNP	-	-	1-0	0-2	0-2	0-1	DNP	-	-	DNP	DNP
NORWOOD, Chris	4-1	5	-	-	2-0	-	1-1	1-0	DNP	DNP	DNP	DNP	DNP	DNP	DNP	DNP
BOCZAR, Andrew	2-3	5	-	-	-	-	-	-	0-1	2-1	DNP	-	-	-	0-1	-
ROBERTS, Keelen	3-1	4	-	DNP	DNP	DNP	DNP	-	2-1	1-0	DNP	DNP	-	DNP	DNP	DNP
WOMACK, Sam	3-1	4	DNP	DNP	DNP	DNP	DNP	DNP	1-1	2-0	-	-	-	DNP	-	-
DAVIS, Erik	1-2	3	DNP	DNP	DNP	DNP	DNP	DNP	0-1	1-1	DNP	DNP	DNP	DNP	DNP	DNP
WOODSIDE, Logan	2-1	3	-	-	-	-	-	1-1	-	-	-	-	-	-	1-0	-
SPELMAN, Brad	1-2	3	-	0-1	-	-	-	1-0	-	0-1	-	-	-	-	-	-
COVINGTON, Aaron	2-0	2	1-0	-	1-0	DNP	DNP	DNP	DNP	DNP	DNP	DNP	DNP	DNP	DNP	DNP

## TACKLES FOR LOSS - GAME BY GAME

TACKLES FOR LOSS	UA-A	Total	ELON	NEV	TULSA	UM	EMU	CMU	AKRON	BALL	NIU	OHIO	BGSU	WMU	AKRON	APP
ADENIYI, O.	18-4	20.0	1.0-2	1.0-4	1.5-5	2.0-7	1.5-4	-	1.0-11	3.0-17	1.0-5	1.5-9	2.0-8	1.0-2	3.0-16	0.5-1
LINCH, Jack	5-3	6.5	-	-	2.0-3	1.0-1	-	1.0-1	-	-	-	1.0-1	-	0.5-1	-	1.0-1
BLUE, Dedarallo	4-3	5.5	-	-	-	0.5-1	0.5-0	-	-	1.0-1	2.0-10	-	-	-	1.5-6	-
QUINN, Zach	3-5	5.5	0.5-1	-	-	1.5-10	-	-	-	1.0-2	-	-	1.0-2	-	0.5-0	1.0-1
HOWARD, Reggie	5-0	5.0	-	-	-	-	2.0-7	1.0-3	-	-	-	-	1.0-1	1.0-1	-	-
WOODLEY, Ja'Wuan	3-3	4.5	1.0-4	-	1.0-2	-	0.5-2	-	-	-	-	-	-	1.0-1	-	1.0-3
MOORE, Marquise	3-2	4.0	-	-	1.0-2	1.0-4	-	-	-	-	-	-	1.5-7	-	-	0.5-1
TAAFE, Tyler	1-3	2.5	-	-	0.5-1	-	-	-	-	-	-	-	1.0-2	-	-	1.0-1
OLEKANMA, R.	2-1	2.5	-	-	1.0-3	-	-	-	-	-	-	0.5-3	-	1.0-6	-	-
CHILDRESS, Nate	1-2	2.0	-	-	-	-	-	-	-	-	-	0.5-1	-	-	1.0-3	0.5-2
ROSS, Willie	2-0	2.0	DNP	DNP	DNP	-	-	-	-	-	-	-	2.0-20	-	-	-
NORWOOD, Chris	1-1	1.5	-	-	-	-	0.5-2	1.0-2	DNP	DNP	DNP	DNP	DNP	DNP	DNP	DNP
BOCZAR, Andrew	1-1	1.5	-	-	-	-	-	-	-	1.5-3	DNP	-	-	-	-	-
MATHIS, Trevon	1-1	1.5	-	1.0-3	-	-	-	-	-	-	-	-	0.5-1	-	-	-
HOOD, David	1-1	1.5	-	DNP	DNP	-	-	1.0-2	-	0.5-1	-	DNP	-	-	DNP	DNP
ANDERSON, Tycen	1-1	1.5	-	-	-	-	-	-	-	-	-	-	-	-	-	1.5-7
WILLIAMS, Jor.	1-0	1.0	1.0-1	-	-	-	-	-	-	-	DNP	DNP	DNP	DNP	DNP	DNP
DAVIS, Daniel	0-2	1.0	0.5-0	-	-	-	-	-	-	DNP	-	0.5-1	-	-	-	-
SKIPPER, Tuzar	1-0	1.0	-	1.0-5	-	DNP	DNP	DNP	DNP	DNP	DNP	DNP	DNP	DNP	DNP	DNP
ROBINSON, Kahlil	1-0	1.0	-	-	-	-	-	-	-	-	-	-	-	1.0-3	-	-
MAYNARD, Lucas	1-0	1.0	DNP	DNP	DNP	DNP	DNP	DNP	1.0-1	-	-	-	-	-	-	-
WHITFIELD, M.	1-0	1.0	1.0-2	-	-	-	-	-	-	-	DNP	-	-	-	-	-
TEACHEY, Josh	0-1	0.5	-	-	-	-	-	-	-	-	-	-	-	0.5-1	-	-
CHAMBERS, Tyrone	0-1	0.5	DNP	DNP	DNP	-	DNP	DNP	DNP	0.5-0	DNP	DNP	-	DNP	DNP	DNP
WILLIAMS, Victor	0-1	0.5	DNP	DNP	DNP	-	-	-	-	0.5-0	-	-	-	-	-	-



# 2017 STARTERS

## Toledo 2017 Game by Game Starters

### OFFENSE

Game	LT	LG	C	RG	RT	TE	QB	RB	WR	WR	WR
Elon	Nkansah	Atariwa	Jeppesen	Cotterman	Weiss	Fisher	Woodside	Swanson	J. Johnson	Phillips	Thompson
at Nevada	Nkansah	Atariwa	Jeppesen	Cotterman	Weiss	Fisher	Woodside	Swanson	J. Johnson	D. Johnson	Thompson
Tulsa	Nkansah	Atariwa	Jeppesen	Cotterman	Weiss	Fisher	Woodside	Swanson	J. Johnson	McKinley-Lewis	Thompson
at Miami (Fla.)	Nkansah	Atariwa	Jeppesen	Harris	Weiss	Fisher	Woodside	Swanson	J. Johnson	McKinley-Lewis	Thompson
EMU	Nkansah	Harris	Jeppesen	Heidecker	Weiss	Fisher	Woodside	Thompkins	J. Johnson	McKinley-Lewis	Thompson
at CMU	Nkansah	Kassem	Harris	Heidecker	Weiss	Fisher	Woodside	Swanson	J. Johnson	McKinley-Lewis	D. Johnson
Akron	Nkansah	Kassem	Harris	Heidecker	Weiss	Fisher	Woodside	Swanson	J. Johnson	McKinley-Lewis	D. Johnson
at Ball State	Nkansah	Kassem	Harris	Heidecker	Weiss	Fisher	Woodside	Swanson	J. Johnson	McKinley-Lewis	D. Johnson
NIU	Nkansah	Kassem	Harris	Heidecker	Weiss	Fisher	Woodside	Swanson	J. Johnson	McKinley-Lewis	D. Johnson
at Ohio	Nkansah	Kassem	Jeppesen	Harris	Weiss	Fisher	Woodside	Swanson	J. Johnson	McKinley-Lewis	D. Johnson
at BGSU	Nkansah	Kassem	Jeppesen	Harris	Weiss	Fisher	Woodside	Swanson	J. Johnson	McKinley-Lewis	D. Johnson
WMU	Nkansah	Kassem	Jeppesen	Harris	Weiss	Fisher	Woodside	Swanson	J. Johnson	McKinley-Lewis	D. Johnson
Akron (MCG)	Nkansah	Kassem	Jeppesen	Harris	Weiss	Fisher	Woodside	Swanson	J. Johnson	McKinley-Lewis	D. Johnson
App. St. (Bowl)	Nkansah	Kassem	Jeppesen	Harris	Weiss	Fisher	Woodside	Swanson	J. Johnson	McKinley-Lewis	D. Johnson

### DEFENSE

Game	DE	DT	DT	DE	Star/LB	WLB	MLB	SS	FS	BCB	FCB
Elon	Skipper	Childress	Moore	Adeniyi	Blue	Woodley	Taafe	Williams	Teachey	Mathis	Hollman
at Nevada	Skipper	Davis	Moore	Adeniyi	Blue	Woodley	Taafe	Williams	Teachey	Mathis	Hollman
Tulsa	M. Jones	Davis	Moore	Adeniyi	Blue	Woodley	Taafe	Williams	Teachey	Mathis	Hollman
at Miami (Fla.)	Quinn	Davis	Moore	Adeniyi	Blue	Woodley	Taafe	Williams	Teachey	Mathis	Hollman
EMU	M. Jones	Childress	Moore	Adeniyi	Olekanma	Linch	Taafe	Robinson	Teachey	Mathis	Hollman
at CMU	Quinn	Childress	Moore	Adeniyi	Blue	Woodley	Taafe	Robinson	Teachey	Mathis	Hollman
Akron	Quinn	Childress	Moore	Adeniyi	Blue	Woodley	Taafe	Robinson	Teachey	Mathis	Hollman
at Ball State	Quinn	Childress	Moore	Adeniyi	Blue	Woodley	Taafe	Robinson	Teachey	Mathis	Hollman
NIU	Quinn	Childress	Moore	Adeniyi	Blue	Woodley	Taafe	Robinson	Teachey	Mathis	Hollman
at Ohio	Quinn	Childress	Moore	Adeniyi	Blue	Woodley	Taafe	Robinson	Teachey	Mathis	Hollman
at BGSU	Quinn	Childress	Moore	Adeniyi	Blue	Woodley	Taafe	Robinson	Teachey	Mathis	Hollman
WMU	Quinn	Childress	Moore	Adeniyi	Blue	Woodley	Taafe	Robinson	Teachey	Mathis	Hollman
Akron (MCG)	Quinn	Childress	Moore	Adeniyi	Blue	Woodley	Taafe	Robinson	Teachey	Mathis	Hollman
App. St. (Bowl)	Quinn	Childress	Moore	Adeniyi	Blue	Woodley	Taafe	Robinson	Teachey	Mathis	Hollman



# 2017 PARTICIPATION

Player	G/S	Elon	Nev	Tulsa	MIA	EMU	CMU	AKR	BSU	NIU	OU	BGSU	WMU	Akr	ASU
Adeniyi, Olasunkanmi, DL	14/13	S	S	S	S	S	S	S	S	S	S	S	S	S	P
Allen, Liam, WR	12/0	P	P	P	P	x	P	P	P	x	P	P	P	P	P
Anderson, Tycen, DB	14/0	P	P	P	P	P	P	P	P	P	P	P	P	P	P
Atariwa, Yazeed, OL	4/4	S	S	S	S	x	x	x	x	x	x	x	x	x	x
Bell, Cameron, OL	11/0	P	P	P	P	x	x	P	P	P	P	P	P	x	P
Blue, DeDarallo, DB/LB	14/13	S	S	S	S	P	S	S	S	S	S	S	S	S	S
Blackman, Rhett, WR	6/0	x	x	P	P	P	P	P	P	x	x	x	x	x	x
Bozcar, Andrew, DL	14/0	P	P	P	P	P	P	P	P	P	P	P	P	P	P
Bransford, Calvin, S	1/0	x	x	x	x	x	x	P	x	x	x	x	x	x	x
Chambers, Tyrone, DL	4/0	x	x	x	P	x	x	P	P	x	x	P	x	x	x
Childress, Nate, DL	14/11	S	P	P	S	S	S	S	S	S	S	S	S	S	S
Clark, Justin, DB	13/0	P	P	P	P	P	P	P	P	x	P	P	P	P	P
Coeling, Chad, OL	3/0	x	x	x	x	x	x	x	P	x	x	P	P	x	x
Cotterman, Chandler, OL	3/3	S	S	S	x	x	x	x	x	x	x	x	x	x	x
Covington, Aaron, DB	3/0	P	P	P	x	x	x	x	x	x	x	x	x	x	x
Davis, Daniel, DE	12/3	P	S	S	P	P	P	P	x	P	x	P	P	P	P
Davis, Erik, LB	2/0	x	x	x	x	x	x	P	P	x	x	x	x	x	x
Davis, LaMarr, DL	1/0	x	x	x	x	x	x	x	x	x	x	P	x	x	x
Doerger, Luke, OL	5/0	x	x	x	P	x	x	P	P	x	x	P	P	x	x
Fair, Jordan, OL	5/0	P	x	x	x	x	x	P	P	x	x	P	P	x	x
Fisher, Jordan, TE	14/14	S	S	S	S	S	S	S	S	S	S	S	S	S	S
Flint, Bailey, P	14/0	P	P	P	P	P	P	P	P	P	P	P	P	P	P
Frazier, Kennedy, DB	13/0	P	x	P	P	P	P	P	P	P	P	P	P	P	P
Gilliam, Reggie, RB	14/0	P	P	P	P	P	P	P	P	P	P	P	P	P	P
Guadagni, Mitchell, QB	10/0	P	x	x	x	P	P	P	P	P	P	P	P	P	x
Harris, Bryce, C	14/11	P	P	P	S	S	S	S	S	S	S	S	S	S	S
Heidecker, Brandon, OL	6/5	x	x	x	P	S	S	S	S	S	x	x	x	x	x
Hollman, Ka'dar, CB	14/14	S	S	S	S	S	S	S	S	S	S	S	S	S	S
Hood, David, DT	8/0	P	x	x	x	P	P	P	P	P	x	P	P	x	x
Howard, Reggie, DT	14/0	P	P	P	P	P	P	P	P	P	P	P	P	P	P
Iverson, Quincy, DB	4/0	P	x	x	x	x	x	P	P	x	x	P	x	x	x
Jeppesen, Nate, OL	11/10	S	S	S	S	S	x	x	x	P	S	S	S	S	S
Johnson, Diontae, WR	14/10	P	S	P	P	P	S	S	S	S	S	S	S	S	S
Johnson, Jon'Vea, WR	14/14	S	S	S	S	S	S	S	S	S	S	S	S	S	S
Jones, Malik, DE	12/3	P	P	S	P	S	P	P	P	x	x	P	P	P	P
Jones, Ronnie, S	14/0	P	P	P	P	P	P	P	P	P	P	P	P	P	P
Julian, Michael, QB/P	10/0	P	x	P	P	P	P	P	P	P	x	P	P	x	x
Kassem, Sami, OL	12/9	P	x	x	P	P	S	S	S	S	S	S	S	S	S
Kulon, Adam, TE/FB	2/0	P	x	x	x	x	x	x	x	x	x	P	x	x	x
Lancia, Connor, LB/OT	7/0	P	x	x	x	x	x	P	P	P	P	P	x	P	P
Linch, Jack, LB	14/1	P	P	P	P	S	P	P	P	P	P	P	P	P	P
Mathews, Edrick, DT	9/0	P	x	x	P	P	P	P	P	P	P	x	x	P	x
Mathis, Trevon, CB	14/14	S	S	S	S	S	S	S	S	S	S	S	S	S	S
Maynard, Lucas, DE	8/0	x	x	x	x	x	x	P	P	P	P	P	P	P	P
McCrimmon, Nevone, RB	6/0	x	x	x	P	P	P	x	P	P	P	x	x	x	x
McKinley-Lewis, Danzel, WR	14/12	P	P	S	S	S	S	S	S	S	S	S	S	S	S
Mitchell, Bryce, WR	14/0	P	P	P	P	P	P	P	P	P	P	P	P	P	P
Moore, Marquise, DL	14/14	S	S	S	S	S	S	S	S	S	S	S	S	S	S
Morant, Elijah, WR	1/0	x	x	x	x	x	x	x	x	x	x	x	P	x	x
N'Shaka, Neru, WR	3/0	x	x	x	P	x	x	P	P	x	x	x	x	x	x
Nkansah, Elijah, OL	14/14	S	S	S	S	S	S	S	S	S	S	S	S	S	S
Norwood, Chris, DE	6/0	P	P	P	P	P	P	x	x	x	x	x	x	x	x
Olekanma, Richard, LB	14/1	P	P	P	P	S	P	P	P	P	P	P	P	P	P
Phillips, Desmond, WR	12/1	S	P	P	x	x	P	P	P	P	P	P	P	P	P
Quinn, Zach, DL	14/10	P	P	P	S	P	S	S	S	S	S	S	S	S	S
Richards, Darryl, WR	14/0	P	P	P	P	P	P	P	P	P	P	P	P	P	P
Roberts, Keelen, CB	5/0	P	x	x	x	x	P	P	P	x	x	P	x	x	x
Robinson, Kahlil, DB	14/10	P	P	P	P	S	S	S	S	S	S	S	S	S	S
Rosi, Drew, TE	10/0	x	x	x	x	P	P	P	P	P	P	P	P	P	P
Ross, Willie, DL	11/0	x	x	x	P	P	P	P	P	P	P	P	P	P	P
Seymour, Shakif, RB	14/0	P	P	P	P	P	P	P	P	P	P	P	P	P	P
Skipper, Tuzar, DL	3/2	S	S	P	x	x	x	x	x	x	x	x	x	x	x
Smith, Brad, RB	14/0	P	P	P	P	P	P	P	P	P	P	P	P	P	P
Spelman, Brad, LS	14/0	P	P	P	P	P	P	P	P	P	P	P	P	P	P
Swanson, Terry, RB	13/13	S	S	S	S	x	S	S	S	S	S	S	S	S	S
Swart, Nate, TE	6/0	P	P	x	x	P	P	P	P	x	x	x	x	x	x
Taafe, Tyler, LB	14/14	S	S	S	S	S	S	S	S	S	S	S	S	S	S
Teachey, Josh, LB	14/14	S	S	S	S	S	S	S	S	S	S	S	S	S	S
Thompson, Cody, WR	5/5	S	S	S	S	S	x	x	x	x	x	x	x	x	x
Thompkins, Art, RB	14/1	P	P	P	P	S	P	P	P	P	P	P	P	P	P
Vest, Jameson, PK	14/0	P	P	P	P	P	P	P	P	P	P	P	P	P	P
Vucelich, Samuel, PK	3/0	P	x	x	P	x	x	P	P	x	x	x	x	x	x
Weiss, Brant, OL	14/14	S	S	S	S	S	S	S	S	S	S	S	S	S	S
Whitfield, Marcus, DB	13/0	P	P	P	P	P	P	P	P	x	P	P	P	P	P
Williams, Jordan, DB	8/4	S	S	S	S	P	P	P	x	x	x	x	x	x	x
Williams, Victor, DB	10/0	x	x	x	x	P	P	P	P	P	P	P	P	P	P
Wilson, Tre-Shun, LB	1/0	P	x	x	x	x	x	x	x	x	x	x	x	x	x
Womack, Sam, DB	6/0	x	x	x	x	x	x	P	P	P	P	P	x	x	P
Woodley, Ja'Wuan, LB	14/13	S	S	S	S	P	S	S	S	S	S	S	S	S	S
Woodside, Logan, QB	14/14	S	S	S	S	S	S	S	S	S	S	S	S	S	S





Kareem Hunt led the Rockets in rushing for three consecutive seasons from 2014-16 and is Toledo's all-time leading rusher.

# Toledo Rocket History





# Rocket Football

## 101 Years of Excellence

Steeped in tradition, the University of Toledo football program has produced countless memorable players and great moments in its history.

From Mel Triplett in the 50's to Chuck Ealey in the 70's to Kareem Hunt in the 21st century, Rocket stars have put their unique stamp on college football history. And whether it was the legendary 35-game winning streak from 1969-71, or last season's MAC Championship run, Toledo's football history is rich with highlights.

Rocket football dates back 101 years, when a group of Toledo University (as it was known then) students put together a football team in 1917 with the help of a young professor, John Brandeberry. Toledo lost its first game to the University of Detroit by the incredible score of 145-0, but the foundation of the program had been established.

Prospects for Toledo gradually improved after that first season. Coach James Dwyer led Toledo to its first winning record and its first Northwest Ohio league championship in 1923. Eventually Toledo became a reliable football power, with just one losing season from 1933 to 1948.

Toledo joined the Mid-American Conference in football in 1952 and won its first MAC championship in 1967, but the Rockets really burst onto the national scene two years after that. From 1969-71, Toledo captured the country's eye by winning 35 consecutive games, three straight MAC championships and three straight Tangerine Bowl titles. In each of the three undefeated seasons, Toledo was ranked in the top 20.

The 35-game winning streak ended as the second-longest in major college football history, bettered only by a 47-game string put together by the great Oklahoma teams of 1953-57.

The most famous star of the 1969-71 teams was the legendary quarterback Chuck Ealey. Ealey earned MAC "Back of the Year" honors for an unprecedented three consecutive years and numerous All-America honors from AP, UPI and Football News magazine. Ealey also became the first player in MAC history to receive votes for the Heisman Trophy, receiving 168 points for an eighth-place finish in 1971.

Toledo won its fifth and sixth MAC championships in 1981 and 1984, but it was in the 1990's and 21st century that





the Rockets really took off as a national presence. The Rockets were coached in the 90's by Gary Pinkel, who amassed a 73-37-3 record before departing for Missouri following the 2000 season. Pinkel's teams won or shared four titles and cracked the top 25 three times in his final six seasons.

Taking the Rockets to even greater heights was Tom Amstutz, a Toledo native and UT graduate who had spent 21 years as an assistant coach. Amstutz led the Rockets to two MAC titles, four division crowns and four bowl games in eight years at the helm from 2001-08.

Tim Beckman came aboard as head coach in 2009 and won 17 games in his final two seasons. A big part of Toledo's resurgence came from wide receiver Eric Page, who caught a MAC-record 306 passes from 2009-11 and earned All-America honors as a kick returner in 2010.

In 2011, the Rockets went 9-4 and won their first bowl game in six years, a 42-41 triumph over Air Force in the Military Bowl. The victory marked the head coaching debut of Matt Campbell, who took over at the end of the regular season when Beckman departed for Illinois. Campbell's Rockets followed that up with 9-4 seasons in 2012 and 2014, including a 63-44 victory over Arkansas State in the 2015 GoDaddy Bowl behind 271 yards rushing and five touchdowns by sophomore Kareem Hunt.

In 2015, the Rockets zoomed up the national polls, checking in at No. 19 in the nation, thanks to big wins over No. 18 Arkansas and Iowa State in successive weeks. History repeated itself when Campbell left to take the head coaching



**Logan Woodside and the Rockets secured Toledo's 11th MAC Title in 2017.**

position at Iowa State at the conclusion of the 2015 regular season. Offensive coordinator Jason Candle stepped in and led Toledo to a 32-17 victory over No. 24 Temple in the Marmot Boca Raton Bowl, giving the Rockets their first 10-win season in 15 years. Running back Kareem Hunt led the Rockets in rushing for three straight years from 2014-16, twice earning First-Team All-MAC honors.

Last year, Candle and the Rockets went 11-3 and won the school's first MAC Championship since 2004, led by quarterback Logan Woodside, who became Toledo's all-time leader in

passing yards and TD passes.

## TOLEDO'S CHAMPIONSHIP SEASONS

Year	Record	Championship
2017	11-3	MAC Champions
2015	10-2	MAC West Co-Champions
2014	9-4	MAC West Co-Champions
2011	9-4	MAC West Co-Champions
2005	9-3	MAC West Co-Champions
2004	9-4	MAC Champions
2002	9-5	MAC West Co-Champions
2001	10-2	MAC Champions
2000	10-1	MAC West Co-Champions
1998	7-5	MAC West Champions
1997	9-3	MAC West Champions
1995	11-0-1	MAC Champions
1990	9-2	MAC Co-Champions
1984	9-2-1	MAC Champions
1981	9-3	MAC Champions
1971	12-0	MAC Champions
1970	12-0	MAC Champions
1969	11-0	MAC Champions
1967	9-1	MAC Co-Champions
1929	4-2-1	NWO Co-Champions
1927	5-2	NWO Champions
1923	6-4	NWO Champions

## BIG NON-CONFERENCE WINS

2015: Toledo 16, #18 Arkansas 12  
 2015: Toledo 32, #24 Temple 17 (Marmot Boca Raton Bowl)  
 2012: Toledo 29, #18 Cincinnati 23  
 2011: Toledo 42, Air Force 41 (Military Bowl)  
 2010: Toledo 31, Purdue 20  
 2009: Toledo 54, Colorado 38  
 2008: Toledo 13, Michigan 10  
 2007: Toledo 36, Iowa State 35  
 2006: Toledo 37, Kansas 31 - 2OT  
 2003: Toledo 35, #9 Pittsburgh 31  
 2001: Toledo 38, Minnesota 7  
 2000: Toledo 24, Penn State 6



**The Rockets won three MAC Championships and three bowl titles during its famous 35-0 streak of 1969-71.**

# Rocket All-Century Team

In honor of the 100-year anniversary of the founding of University of Toledo Football, a Toledo Football All-Century Team was named in 2017 (active players were not eligible). The top 10 players on the list were selected in an online vote by Rocket fans. The remaining 40 players were chosen by an All-Century Committee of Rocket historians. Fans also voted on the top 10 all-time Rocket victories.



1. Chuck Ealey, quarterback (1969-71)
2. Bruce Gradkowski, quarterback (2002-05)
3. Chester Taylor, running back (1998-2001)
4. Mel Long, Sr., defensive lineman (1969-71)
5. Lance Moore, wide receiver/returns (2001-04)
6. Barry Church, safety (2006-09)
7. Kareem Hunt, running back (2013-16)
8. Mel Triplett, running back (1951-54)
9. Curtis Johnson, cornerback (1967-69)
10. Gene Swick, quarterback (1973-75)
11. Eric Page, wide receivers/returns (2009-11)
12. Dan Williams, defensive lineman (1990-92)
13. Tom Beutler, linebacker, (1965-67)
14. Wasean Tait, running back (1993-98)
15. John Niezgodna, linebacker (1969-71)
16. Nick Kaczur, offensive lineman (2001-04)
17. Emerson Cole, running back (1947-49)
18. Mike Kennedy, safety (1977-81)
19. Dan Bukovich, offensive lineman/linebacker (1937-39)
20. John Greco, offensive lineman (2004-07)
21. Don Fair, wide receiver (1969-71)
22. Gib Stick, fullback, (1921-24)
23. Al Baker, tight end (1969-71)
24. John Schneider, quarterback (1965-67)
25. Casey McBeth, running back (1990-94)
26. Steve Schnitkey, defensive lineman (1969-71)
27. Roland Moss, running back (1966-68)
28. Lee Pete, quarterback (1946-49)
29. Richard Craig, running back/quarterback/punter (1937-40)
30. Aaron Bivins, linebacker (1974-77)
31. Brett Kern, punter (2004-07)
32. Brent Williams, defensive lineman (1982-85)
33. Ryan Huzjak, quarterback (1993-96)
34. Andy McCollum, offensive lineman (1989-92)
35. Gary Hinkson, cornerback (1969-71)
36. Greg Mancz, offensive lineman (2011-14)
37. Harold McGuire, safety (1983-86)
38. DeJuan Goulde, defensive end (1997-2000)
39. David Fluellen running back (2010-13)
40. Jim Gray, safety/running back (1962-64)
41. Ken Moyer, offensive lineman (1985-88)
42. Mike Carman, center/linebacker (1946-49)
43. James Pierce, defensive lineman/offensive lineman (1921-23)
44. Jeremiah Detmer, placekicker (2011-14)
45. Colin Westrich, offensive lineman (1996-99)
46. Adam Najarian, defensive lineman/offensive lineman (1932-34)
47. Mark Brandon, cornerback (1981-84)
48. Dan Molls, linebacker (2009-12)
49. Stephen Williams, wide receiver (2006-09)
50. Michael Roberts, tight end (2013-16)

## Honorable Mention

Frank Baker, fullback (1960-62); Bob Beemer, defensive lineman (1982-85); Tavares Bolden, quarterback (1998-2001); Trinity Dawson, running back (2002-05); Jim Day, offensive/defensive lineman (1935-37); Archie Donald, linebacker (2007-10); Harold Dunn, (1926-29); Matt Eberflus, linebacker (1988-91); Jayrone Elliott, defensive end, (2010-13); Todd France, placekicker (1998-2001); Marcus Goodwin, wide receiver (1989-92); Rusty Hannah, PK (1989-92); Jim Harding, tackle, (1997-2000); Chuck Hardy, split/running back/safety, (1946-48); Dick Huston, offensive/defensive back, (1942, 1946-48); Rick Isaiah, wide receiver (1987-1990); Keon Jackson, safety (2002-05); Corey Jones, wide receiver/punt returner, (2013-16); Zac Kerin, offensive lineman (2010-13); Craig Kuligowski, tackle, (1987-90); Tony Lee, placekicker (1980-83); Clarence Love, cornerback (1994-97); Steve Morgan (1981-84); Storm Norton, offensive lineman (2013-16); Jalen Parmele, running back (2004-07); Bernard Reedy, wide receiver (2010-13); John Ross, wide receiver (1972-74); Alonzo Russell, wide receiver (2012-15); Joe Schwartz, running back (1970-72); Don Seymour, tight end (1972-74); Marty Slovak, offensive halfback/defensive linebacker, (1935-37); Alex Steigerwald, placekicker (2006-09); Adonis Thomas, running back, (2008-11); Tom Ward, linebacker, (1999-2002); Stephen Williams, wide receiver (2006-09).

## TOLEDO FOOTBALL ALL-TIME VICTORIES LIST

1. Toledo 13, Michigan 10 (Oct. 11, 2008)
2. Toledo 24, Penn State 6 (Sept. 2, 2000)
3. Toledo 35, Pittsburgh 31 (Sept. 20, 2003)
4. Toledo 41, Marshall 36 (Nov. 30, 2001- MAC Championship Game)
5. Toledo 16, Arkansas 12 (Sept. 12, 2015)
6. Toledo 27, Bowling Green 26 (Oct. 11, 1969)
7. Toledo 40, Nevada 37 (OT) (Dec. 14, 1995 - Las Vegas Bowl)
8. Toledo 27, San Jose State 25 (Dec. 19, 1981 - California Bowl)
9. Toledo 33, Purdue 29 (Sept. 19, 1992)
10. Toledo 44, Bowling Green 41 (2OT) (Nov. 22, 2005)



Toledo celebrated a 13-10 victory over Michigan in the Big House in 2008.



# Rocket Football Timeline

## 1917

- John Brandeberry, an engineering professor, is “selected” coach when he begins conversing with some students on the gravel field near the 11th Street UT campus. Team member Charles Morgan later says, “Nobody else wanted the job.” Each of the team’s 13 members purchases his own uniform. The team has no practice scrimmages prior to playing the first game in school history, a contest at powerful Detroit. UT not only loses the game, 145-0, it loses four players to injury. But the program is sustained by the whopping \$150 guarantee it receives for playing the game. Toledo finishes the season 0-3, outscored 262-0 by its opponents.

## 1918

- The first win in school history comes over Defiance, 19-12. UT finishes the season with a 1-1 record.

## 1920s

- The Blade newspaper refers to the team as “Munies,” short for Municipal University, and also as the “Fighters.”

## 1922

- The first football field, usually referred to as University Stadium, is built at Scott Park. Seating, consisting of seven rows of wooden bleachers, is added in 1923. Games are also played at Armory Park,



**Toledo's very first football team was organized in 1917, led by Coach John Brandeberry (upper right corner).**

and Waite, Scott, Libbey and St. John's high schools from 1918-1936.

## 1923

- Toledo acquires its current nickname following a game with powerful Carnegie Tech. Surprised to learn that Toledo has no nickname, Pittsburgh sports writers pressure James Neal, a UT student manager working in the press box, to come up with one. Neal,

impressed with his team's flashy performance against a superior Carnegie Tech team, labels UT the “Skyrockets,” which the writers shorten to “Rockets.”

- Toledo wins its first football championship (Northwest Ohio Conference), also the school's first in any sport.

- Jim Pierce is the first African-American team captain, and becomes a professor after graduation.



# Rocket Football Timeline

**1929**

- The UT marching band, 30 members strong, appears for the first time at a home football game.
- The annual football budget grows to \$2,000.

**1931**

- Amid the Great Depression, football is cancelled due to a lack of funds.

**1932**

- The fight song is written by Athletic Director Dave Connelly.

**1933**

- Jerry Welling, a halfback, is the first Rocket voted All-Ohio (by AP). He leads Ohio college scorers with 66 points.

**1934**

- The first night game is played, a 20-0 victory over Capital, at Swayne Field.

**1935**

- A Toledo game is broadcast on radio for the first time as the Rockets defeat Denison, 13-0.
- Toledo defeats Bowling Green, 63-0. The two rivals don't play again until 1948.

**1936**

- The Glass Bowl (then called "University Stadium") is built on the present-day UT campus. A Works Progress Administration project, it is paid for with a \$272,000 grant from the federal government and \$41,558 from the city of Toledo and the university.

**1937**

- The Glass Bowl debuts in a game versus Akron.

**1938**

- Players use the towers in the Glass Bowl as living quarters.
- UT hosts and defeats 12th-ranked Marshall, 13-7, in front of 9,500 fans.

**1943**

- With the country at war, football is suspended from 1943-45.

**1946**

- After lying dormant for almost four years, University Stadium is renovated and renamed "The Glass Bowl." Lights are installed for the stadium's first night games.
- Toledo hosts the first of four post-season contests known as the Glass Bowl Game. A record crowd of 13,500 watches UT defeat Bates College, 21-12.

**1948**

- The first Toledo football game is televised by WSPD-TV13 (now WTVG).



**Construction on the Glass Bowl began in 1936 and was completed a year later.**

**1952**

- Toledo plays its first season in the Mid-American Conference, which at the time also includes Cincinnati, Miami, Ohio, Bowling Green, Kent State, Western Michigan and Western Reserve.

**1961**

- A U.S. Army Nike-Ajax missile is first installed in the north end zone. Later it is moved to just outside the stadium.

**1966**

- The cannon is fired off at home games following Toledo scores for the first time.

**1967**

- After a season-opening loss to Ohio, the Rockets reel off nine straight wins to clinch its first MAC title.

**1969**

- A 45-18 win over Villanova marks the beginning of Toledo's famed 35-game winning streak, second only in NCAA history to Oklahoma's 49 straight.



**A view of the newly christened "Glass Bowl" in 1946 from the press box. A dirt road through the woods (top) led cars back to campus.**





# Rocket Football Timeline

- The Rockets win their second MAC title and end an 11-0 season by defeating Davidson, 56-33, in the Tangerine Bowl.

## 1970

- Toledo thrashes William & Mary, 40-12, in the Tangerine Bowl, finishes 12-0 and is ranked 12th in the final AP poll.

## 1971

- Mel Long becomes the first consensus All-American in MAC history. Long later played with the Cleveland Browns.
- The Rockets win a third-consecutive MAC title and their fourth in five years.
- Toledo is 12-0 and ranked 14th in the final AP poll following a 28-3 victory over Richmond in the Tangerine Bowl.
- Rocket quarterback Chuck Ealey is named MAC Player of the Year for the third time, and finishes eighth in the Heisman Trophy balloting.

## 1974

- Astro turf is installed in the Glass Bowl for the first time.



**Gene Swick led the nation in total offense and finished 10th in the Heisman balloting in 1975.**



**Frank Lauterbur (with ball) and his coaching staff from 1970, the second of three consecutive undefeated seasons for UT.**

## 1975

- Quarterback Gene Swick becomes the first player in NCAA history to reach 8,000 yards in career total offense. Swick leads the nation in total offense and finishes 10th in voting for the Heisman Trophy.

## 1980

- The annual Peace Pipe trophy, given to the winner of the Toledo-Bowling Green game, is awarded for the first time in football.

## 1981

- Toledo wins its fifth MAC title and stuns 20th-ranked San Jose, 27-25, in the inaugural California Bowl.

## 1984

- Toledo wins its sixth MAC title, and makes a second appearance in the California Bowl.

## 1990

- Toledo ties Central Michigan for the MAC title, UT's seventh MAC crown, in Coach Nick Saban's only season as head coach of the Rockets.
- A complete renovation begins on the Glass Bowl. The new stadium, which debuts in 1991, features a modern sky box

with 42 luxury suites. Construction also begins on the Larimer Building, a new facility to house the football offices, locker rooms, weight rooms and classrooms.

## 1991

- Long-time Washington assistant Gary Pinkel takes over as head coach.

## 1992

- The Rockets upset Purdue, 33-29, the first win in UT history over a Big Ten opponent. QB Kevin Meger is named Sports Illustrated national offensive player of the week.

## 1993

- The Denver Broncos selected UT defensive end Dan Williams with the 11th pick in the NFL draft, the highest pick in MAC history at the time.

## 1995

- Toledo wins its eighth MAC title in school history, posting a 7-0-1 conference mark.
- The Rockets complete their fourth undefeated season in school history (11-0-1) with a 40-37 victory over Nevada in the Las Vegas Bowl. Wasean Tait scores from two yards out for the winning points in the first overtime game in NCAA Division I-A history.
- Toledo is ranked 22nd in the final UPI poll, 24th in the AP poll and 24th in the CNN/USA Today poll. Tait finishes second in the nation in rushing, tallying a MAC-record 2,090 yards.

## 1997

- Toledo begins its season with a 36-22 upset of Purdue and proceeds to an 8-0 record. Before the streak was snapped with a loss at Ball State, the Rockets



# Rocket Football Timeline



**Wasean Tait's touchdown in overtime gave UT a 40-37 victory over Nevada in the 1995 Las Vegas Bowl.**

were ranked No. 18 in the AP poll and No. 20 in the CNN/USA Today poll. The Rockets go on to win the MAC West title.

- Coach Gary Pinkel is named MAC Coach of the Year for the second time.

## 1998

- The Rockets repeat as MAC West champions.

## 1999

- A video replay board is installed in the north end zone of the Glass Bowl.
- Former Rocket Mel Long, Sr. is inducted into the National College Football Hall of Fame.

## 2000

- The Rockets go 10-1, including a 24-6 win at Penn State in the season opener. Toledo is ranked No. 25 in the nation in the final AP and USA Today/ESPN polls, but is the only ranked team that does not receive a bid to a bowl game.
- Gary Pinkel, the winningest coach in UT history, leaves after 10 years to take the top position at Missouri. Long-time assistant Tom Amstutz is named head coach.

## 2001

- The Rockets win 10 games for the second consecutive season, but this time go on to win the MAC Championship Game and Motor City Bowl in Tom Amstutz's rookie season as head coach.
- Toledo finishes the season ranked No. 22 in the USA Today/ESPN poll and No. 23 in the AP poll.

- The Rockets set MAC records for attendance in a season (30,014) and single game (36,852 vs. Navy).

- Chester Taylor is named third-team All-America by the Associated Press and sets the school record for career rushing yards with 4,659. Taylor is taken in the sixth round of the 2002 NFL Draft by Baltimore.

- Placekicker Todd France earns first-team Verizon Academic All-America honors after graduating with a 3.97 grade-point average in mechanical engineering.

## 2002

- The Rockets win their second consecutive MAC West Division title in improbable fashion, stringing together

four straight do-or-die wins at the end of the regular season. UT also makes its second consecutive bowl appearance, a return trip to the Motor City Bowl.

- Quarterback Brian Jones leads the nation in pass completion percentage and sets the all-time MAC record, connecting on 70.2 percent of his passes.

## 2003

- The Rockets defeat No. 9 Pittsburgh, 35-31, in the Glass Bowl. It is the highest-ranked opponent Toledo has ever beaten. Later, UT knocks off No. 21 Northern Illinois, the only time the Rockets have defeated two Top 25 teams in one season.

- Quarterback Bruce Gradkowski sets a MAC record by connecting on 71.2 percent of his passes.

- Wide receiver Lance Moore leads the nation with 103 receptions.

## 2004

- The Rockets win another MAC Championship, thanks to three remarkable comeback victories. UT has to come from behind to defeat Northern Illinois and Bowling Green to clinch the MAC West Division crown, then rallies again to defeat Miami in the MAC Championship Game at Ford Field in Detroit.

- The Rockets play in the Motor City Bowl for the third time in four years.

- Coach Tom Amstutz is selected as the Ohio College Coach of the Year.

- Offensive lineman Nick Kaczur is selected in the third round of the 2005 NFL Draft by the Super Bowl champion New England Patriots.

- Toledo makes a then school-record seven appearances on ESPN or ESPN2.



**The Rockets celebrate a 24-6 victory over Penn State in 2000.**



# Rocket Football Timeline



**Lance Moore helped lead the Rockets to an upset of No. 9 Pittsburgh in 2003, while also leading the nation with 103 receptions.**

## 2005

- The Rockets finish 9-3 and end the season with a resounding 45-13 victory over UTEP in the GMAC Bowl.
- Quarterback Bruce Gradkowski ends his career holding 21 school records, including most passing yards, most TD passes and highest completion percentage.
- Gradkowski is selected in the sixth round of the NFL Draft by Tampa Bay, the first Rocket QB to be drafted since Gene Swick in 1976.

## 2006

- The Rockets record their first victory over a Big 12 opponent, a 37-31 double-overtime win over Kansas at the Glass Bowl on ESPN2.

## 2007

- Brett Kern is named one of three finalists for the Ray Guy Award as the nation's best punter.
- John Greco and Jalen Parmele are both selected in the 2008 NFL Draft, the first time since 1970 that two Rockets were drafted within the first seven rounds.

## 2008

- The Rockets upset Michigan, 13-10, before more than 107,000 witnesses at Michigan Stadium.
- Former Oklahoma State defensive coordinator Tim Beckman is named Toledo's head coach on Dec. 4, 2008.

## 2009

- The Rockets beat Colorado, 54-38, their third victory over a Big 12 school in four years.
- The Rockets host Ohio State at Cleveland Browns Stadium on Sept. 19 before 71,727, the largest home crowd in MAC history.

## 2010

- The Fetterman Training Center opens, giving UT its first indoor practice facility.
- The Rockets knock off Purdue, 31-20, the fifth consecutive season that UT defeated a school from a league with an automatic berth into the BCS.
- The Rockets go 8-5 and make first bowl appearance in five years, a trip to the Little Caesars Pizza Bowl at Ford Field in Detroit.
- Eric Page earns All-America honors

as a kick returner, the first Rocket in 35 years to earn first-team honors. Page is the first MAC player to earn first-team honors on the Walter Camp All-America team in over a decade. He is named the national Kickoff Returner of the Year by the College Football Performance Awards.

## 2011

- Offensive coordinator Matt Campbell becomes Toledo's 26th head coach after Tim Beckman departs for Illinois.
- The Rockets defeat Air Force in the Military Bowl, 42-41, to finish the season with a 9-4 record.
- Junior Eric Page opts to turn professional after a three-year career that sees him tie the MAC record for receptions with 306.
- Page is one of a record seven Rockets to sign free-agent contracts with NFL teams following the 2012 NFL Draft.

## 2012

- The Rockets defeat No. 18 Cincinnati, 29-23, in the Glass Bowl on Oct. 20.
- Toledo earns its third consecutive bowl berth, this time a trip to Boise to play Utah State in the Famous Idaho Potato Bowl.
- Linebacker Dan Molls leads the nation in tackles with 166 and earns first-team Academic All-America honors.

## 2013

- UT becomes the first university to dedicate a POW/MIA seat in a pre-game ceremony vs. Navy at the Glass Bowl on Oct. 19. The Rockets go on to defeat the Midshipmen, 45-44, in an epic overtime battle.



**Head Coach Tom Amstutz accepts congratulations after his Rockets defeated Michigan in the Big House in 2008.**



# Rocket Football Timeline



**Eric Page tied the MAC record with 306 receptions in just three seasons from 2009-11.**

## 2014

- The newly renovated Larimer Athletic Complex opens its doors in July.
- Toledo wins nine games for the third time in four years and goes on to defeat Arkansas State in the 2015 GoDaddy Bowl.
- Sophomore Kareem Hunt finishes with 1,631 yards rushing in 10 games and ranks second in the nation with 8.0 yards per carry.
- Senior center Greg Mancz earns second-team All-America honors and becomes the first offensive lineman to win the Vern Smith Award, given annually to the MAC player of the year.

## 2015

- Toledo knocks off No. 18 Arkansas, 16-12, in Little Rock.
- The Rockets begin the season with seven consecutive victories and are ranked as high as No. 19 in the national polls.
- Offensive coordinator Jason Candle assumes the head coaching reins after Matt Campbell departs for Iowa State at the conclusion of the regular season.
- Toledo beats No. 24 Temple, 32-17, in Candle's debut at the Marmot Boca

Raton Bowl, giving UT 10 wins for the first time in 15 years.

## 2016

- The Rockets earn their sixth bowl berth in the past seven years, playing Appalachian State in the Raycom Media Camellia Bowl.
- Tight end Michael Roberts breaks the school record with 16 touchdown receptions and is named a first-team All-American by the Football Writers Association of America.
- Toledo has three players chosen in the 2017 NFL Draft: running back Kareem Hunt (third round), tight end Michael Roberts (4th round) and defensive tackle Treyvon Hester (seventh round).

## 2017

- Toledo wins 11 games and its first MAC Championship title in 13 years with a 45-28 victory over Akron in the league championship game at Ford Field in Detroit.
- The Rockets earn their seventh bowl berth in the past eight years, playing Appalachian State in the Dollar General Bowl.
- Toledo wins the Battle of I-75 Trophy



**Kareem Hunt rushed for 271 yards and five TDs in the 2015 GoDaddy Bowl, earning MVP honors.**

for the eighth-consecutive season with a 66-37 triumph over Bowling Green.

- Jason Candle is named MAC Coach of the Year.
- Quarterback Logan Woodside sets the school record for career passing yardage (10,514) and touchdown passes (93). He is named MAC Offensive Player of the Year and also earns the Vern Smith Leadership Award (MAC MVP).
- Woodside is selected in the seventh round of the 2018 NFL Draft by Cincinnati.



**Terry Swanson rushed for 180 yards and two touchdowns in Toledo's 45-28 victory over Akron in the 2017 MAC Championship Game.**





# Rocket Football Timeline

The famous Toledo 35-consecutive game winning streak, the second-longest in modern major college football history to Oklahoma's 47 (1953-57), began on Sept. 20, 1969 and didn't end until Sept. 9, 1972.

During that streak, the Rockets won three Mid-American Conference championships and three Tangerine Bowl titles. They outscored opponents, 1,152-344 and led the nation in total defense all three seasons, on their way to three undefeated seasons: 11-0 (1969), 12-0 (1970) and 12-0 (1971).

In all three seasons, UT was ranked in the Top 20, as high as No. 12 by the Associated Press in 1970, becoming the first MAC team to be ranked in three straight seasons. Legendary quarterback Chuck Ealey earned MAC "Offensive Player of the Year" honors for an unprecedented three seasons, while defensive tackle Mel Long became the first consensus All-American (AP and UPI polls) in MAC history in 1971.

Nationwide attention came to the UT campus, as curious football fans from all over the country awaited anxiously each week to see if the Rockets could keep their streak intact. Media such as ABC, CBS, NBC, Sports Illustrated and Newsweek made trips to the Glass Bowl to report on the unfolding drama.

There were certainly several big wins during the streak, including the Rockets' 56-33 demolition of Davidson in the first Tangerine Bowl, and UT's 45-18 drubbing of Villanova on Sept.

20, 1969, the one that started it all. In addition, the Rockets posted seven shutouts, and their largest margin of victory was a 52-3 thrashing of Marshall on Sept. 26, 1970.

But not all of the wins were that easy. Four of the games were decided by four points or less, including two contests

## 1969-71: 35 Wins in a row!

that UT squeezed out by a point.

One of those tight games, possibly the greatest in MAC history, was played in Bowling Green, Ohio, on Oct. 11, 1969. Toledo and Bowling Green battled in a hard-fought war in front of a then-record 20,820 fans at Doyt Perry Field. UT led most of the way but the

behind win, extending the string to a mere four games at that time.

The next year, in perhaps one of the most famous of the victories, Toledo again faced certain defeat until the magic of its incredible quarterback came to the forefront. Ealey reached down into his bag of tricks and rallied the Rockets late in the final quarter, overtaking Miami, 14-13, to keep the streak going at 19.

And who could ever forget what happened on Oct. 16, 1971? The Western Michigan Broncos had Toledo on the ropes, leading by 14 points in the third quarter and carrying a 10-point lead into the fourth. But the steel-armed Ealey, who set five MAC records in the game, again took control. He guided the Rockets on numerous drives, putting 21 points on the scoreboard in the final quarter to give UT an unbelievable 35-24 come-from-behind victory in the Glass Bowl that pushed the string to 29 straight.

Frank Lauterbur was at the Rocket helm for 23 of the victories, while Jack Murphy took over the reins in 1971, guiding UT to 12 straight wins. The fun finally came to an end in the first game of the 1972 season when Tampa shut out UT, 21-0.

Ealey, however, wasn't around to experience the loss. In fact, he was up in

Canada leading the Hamilton Ti-Cat to the Grey Cup championship. A winner through and through, Ealey never lost a game at the amateur level, posting a 65-0 record during his combined high school and college career.



**Awards ceremonies were commonplace at Toledo during "The Streak."**

Falcons rallied to take the lead late in the contest, 26-24. With two seconds remaining in the contest, UT placekicker Ken Crots booted a 37-yard field goal into the teeth of a strong wind to give the Blue and Gold a 27-26 come-from-



# Glass Bowl History

**Kickoff from the very first game in the Glass Bowl, Oct. 16, 1937 vs. Akron.**

The Glass Bowl, today one of the premier college football facilities in the country, had a humble beginning. Built by the Works Progress Administration, it was one of 65 projects undertaken by the WPA in Ohio in 1936 during the heart of the Great Depression. The first game was played in the new stadium in 1937.

Workers used picks, shovels and wheelbarrows to carve out a site for the structure south of campus, removing more than 13,000 square yards of earth from a natural ravine. The work was done entirely by manual labor, as bulldozers and other machinery were not available.

The project was paid for with \$272,000 from the federal government and \$41,558 from the city of Toledo and the university. The 300-man crew needed over one year to complete the work.

The new stadium had many modern features, including a press box, a one-story wooden structure with five windows located on the east side. Two stone towers, which still are in use today, were built on the north side and were used as locker rooms and at one point served as living accommodations for 12

players.

Originally known as University Stadium, it initially had a seating capacity of 8,000, which was increased to 11,500 in 1940. The largest pre-war crowd was 9,500 for a 13-7 Rocket victory over 12th-ranked Marshall in 1938.

The stadium fell into disrepair following nearly four years of vacancy during World War II (1942-45), when football was discontinued at UT. In 1946, Wayne Kohn, a Libbey-Owens Ford engineer, conceived of the idea of using glass to rebuild the stadium. Glass blocks were installed throughout the stadium

and a glass electric scoreboard was built in the south end zone. A new two-tier press box of blue vitrolite and glass blocks was also constructed. Lights were installed, beginning the tradition of night football at UT.

The newly renovated stadium was officially named the Glass Bowl in honor of Toledo's primary industry. The Glass Bowl Dedication Game was played on Dec. 7, 1946 as a post-season game vs. previously undefeated Bates College. Toledo won the game, 21-12. Three more post-season "Glass Bowl Games" followed in 1947-49.

Seating capacity was in-



**The Glass Bowl was dug out by hand by WPA workers in 1936.**





# Glass Bowl History



**Until construction of bleachers was completed in 1966, the south end of the Glass Bowl was a sloping, grass-covered hill.**

creased to 12,800 in 1949, and to 15,900 in 1966. Further stadium improvements were sparked by the outrageous success of the famous 35-0 Rockets of 1969-71. A second deck on the east side brought official seating capacity to 18,500. A major improvement followed in 1974 when AstroTurf was installed for the first time at a cost of \$404,000. Another \$525,000 was spent to upgrade the seats and locker rooms, and to install permanent fencing that enclosed the entire stadium. A new \$120,000 electronic message board followed in 1975. In 1978, a new lighting system was installed. In 1979, an extensive concrete replacement, in addition to new restrooms and concession stands, was built on the west side.

Improvements to the stadium and the increase in seating capacity could not keep pace with demand, however. Jammed with standing-room-only crowds, spectators headed for higher ground and at many games ended up sitting on the stone wall surrounding the field. In fact, UT led the nation in percentage of attendance from 1982-84 and had an incredible rating of 135.1 percent in 1982. One of the most memorable games was the Bowling Green contest on Oct. 23, 1982, when 31,369 people jammed into the Glass Bowl to see the Rockets' 24-10 victory.

By the 1980's, the Glass Bowl's age, combined with its frequent overflow crowds, necessitated change. That change began on May 25, 1989, when the first shovels of dirt were turned at a festive ground-breaking ceremony, signaling the beginning of the \$18.5-million renovation of the Glass Bowl.

The old wooden pressbox, which had a capacity of 53, was replaced by a new three-level press tower that seats 1,070. The tower houses a modern media communication center

that seats over 100 media personnel, 45 private suites and a 300-seat stadium club.

The second part of the renovation project was the construction of the Larimer Athletic Complex. The headquarters for the Rocket football team, the Larimer Athletic Complex is located at the north end of the stadium. The structure contains a state-of-the-art strength and conditioning facility, locker room, sports medicine center, equipment room, academic resource center, offices and meeting rooms.

One of the most appealing aspects of the Glass Bowl renovation was the way in which the architects introduced a modern look while keeping the flavor and atmosphere of the old stadium intact. The two towers and the stone outer wall remain, giving the Glass Bowl a look and feel unlike any other football stadium in America.

Within the community, financial support for the project has been tremendous. Over 90 percent of the renovation cost has come through donations from the private sector, and through the leasing of the suites and seats in the stadium club.

In recent years, new additions have helped keep the Glass Bowl one of the nation's sporting jewels. In 1999, the Glass Bowl became the first football stadium in the MAC to install a videoboard (later updated in 2010). A renovation of the Larimer Athletic Center was completed in 2014. Updates to the east side of the stadium, as well as a new FieldTurf playing surface were added in 2016.

With all the changes to the Glass Bowl over the years, one thing has remained consistent—UT's winning tradition. The Rockets have won more than 69 percent of their games in the Glass Bowl since it opened in 1937, and nearly 78 percent since 2000.



**The old press box, which could barely seat 50 members of the media, was dwarfed by construction of the new press tower in 1990.**





# Glass Bowl History



The Larimer Athletic Complex, located in the south end of the Glass Bowl, debuted in 1991. A \$5.5 million renovation in 2014 included a new locker room, team meeting rooms, weight room and offices. New facades were built on the exterior, and a portion of the original stone wall was removed (above right) to allow the team to enter directly on the field from the locker room.



## THE ROCKETS' HOME FIELDS BEFORE THE GLASS BOWL

**1918-22**

Scott High School  
Waite (H.S.) Bowl  
Armory Park

**1934-35**

Swayne Field

**1936**

Libbey High School

**1923-31**

University Stadium  
(Scott Park)

**1942**

Swayne Field\*

**1932-33**

St. John Field

\* UT played five of six home games at Swayne Field in an effort to conserve fuel for the war effort.



The Rockets have drawn more than 30,000 fans in the Glass Bowl nine times since its renovation in 1990, including 30,147 vs. Bowling Green in 2016.





# Glass Bowl History



The Glass Bowl sits in the heart of UT's beautiful main campus.

## GLASS BOWL FACTS

**Construction Began:** 1936  
**Construction Completed:** 1937  
**Last Major Renovation:** 1990  
**Cost to Build in 1937:** \$313,558  
**Cost to Renovate in 1990:** \$18.5 million  
**Original Seating Capacity:** 8,000  
**Current Official Seating Capacity:** 26,038  
**Largest Crowd:** 36,852 (2001 vs. Navy)  
**Private Suites:** 45  
**Stadium Club Seating:** 300  
**Media Seating:** 108  
**Surface:** FieldTurf (installed in 2016)

### *Toledo's Record In The Glass Bowl...*

- **Overall:** 292-127-8 (.693)
- **Since 1990:** 125-37-2 (.768)
- **Since 2000:** 83-24 (.776)
- **Since 2010:** 42-12 (.778)
- **vs. MAC opponents:** 163-62-4 (.721)
- **vs. MAC opponents since 2000:** 62-17 (.785)
- **Longest unbeaten streak:** 17 (1969-72, 1999-2002 and 2002-2005)
- **Longest unbeaten streak (MAC games):** 13 (1988-91)





# Toledo's All-Americans

**Tight end Michael Roberts earned first-team All-America honors in 2016.**

## 2016

- Michael Roberts - 1st-Team All-America, [Football Writers Association of America \(FWAA\)](#)

## 2014

- Greg Mancz - 2nd-Team All-America, [Football Writers Association of America \(FWAA\)](#)

## 2011

- Eric Page - Honorable mention All-America, [SI.com](#)

## 2010

- Eric Page - First-team All-America, [Sporting News](#), [Walter Camp](#); Second-team All-America, [SI.com](#)

## 2009

- Eric Page - Honorable mention All-America, [SI.com](#)

## 2007

- John Greco - Third-team All-America, [Rivals.com](#)
- Brett Kern - Third-team All-America, [AP](#); Third-team All-America, [Rivals.com](#)

## 2004

- Bruce Gradkowski - Honorable mention All-America, [SportsIllustrated.com](#)
- Lance Moore - Honorable mention All-America, [SportsIllustrated.com](#)

## 2001

- Chester Taylor - Second-team All-America, [ABC Sports Online](#); Third-team All-America, [AP](#); Fourth-team All-America, [Sporting News](#); Honorable mention All-America, [CNN/SI](#)

## 2000

- DeJuan Goulde - Third-team All-America, [Football News](#)
- Chester Taylor - Honorable mention All-America, [Football News](#)

## 1999

- Colin Westrich - Third-team All-America, [Sporting News](#)

## 1995

- Wasean Tait - Third-team All-America, [AP](#); Second-team All-America, [UPI](#)
- Steve Rosi - Honorable mention All America, [UPI](#)





# Toledo's All-Americans

## 1986

- Harold McGuire - Third-team All-America, AP

## 1982

- Tony Lee - Honorable mention All-America, AP

## 1981

- Mike Kennedy - Second-team All-America, NEA

## 1975

- Gene Swick - First-team All-America, UPI; Third-team All-America, AP; Finished 10th in the Heisman Trophy voting

## 1971

- Chuck Ealey - First-team All-America, Football News; Second-team All-America, UPI; Third-team All-America, AP; Finished eighth in the Heisman Trophy voting
- Mel Long - First-team All-America, AP; First-team All-America, UPI; First-team All-America, NEA; First-team All-America, FWAA
- Al Baker - Honorable mention All-America, AP
- Don Fair - Honorable mention All-America, AP
- Gary Hinkson - Honorable mention All-America, AP
- John Niezgoda - Honorable mention All-America, AP



**Greg Mancz earned second-team All-America honors as a center in 2014.**

- Bob Rose - Honorable mention All-America, AP

## 1970

- Mel Long - First-team All-America, NEA; Second-team All-America, AP; Third-team All-America, Central Press

## 1969

- Curtis Johnson - First-team All-America, NEA; Second-team All-America, AP; Second-team All-America, Central Press

## 1967

- Tom Beutler - First-team All-America, Central Press; Second-team All-America, NEA; Honorable mention All-America, AP
- John Schneider - Honorable mention All-America, AP
- Pete Kramer - Honorable mention All-America, AP
- Don Wyper - Honorable mention All-America, AP
- John Brown - Honorable mention All-America, AP
- Roland Moss - Honorable mention All-America, AP
- Ken Crots - Honorable mention All-America, AP
- Paul Elzey - Honorable mention All-America, AP
- Mel Tucker - Honorable mention All-America, AP
- Ray Hayes - Honorable mention All-America, AP
- John Flynn - Honorable mention All-America, AP

## 1947

- Myron Carman - Second-team All-America, Williamson

## 1938

- Dan Bukovich - First-team All-America, AP



**10-year NFL veteran Chester Taylor was on the Associated Press All-America third-team in 2001.**



**Mel Long (77) was the first consensus All-American in MAC history.**

# Toledo's All-MAC Selections

**2017**

**First Team**

DIONTAE JOHNSON - WR/PR  
ELIJAH NKANSAH- OL  
TERRY SWANSON - RB  
JAMESON VEST - PK  
BRANT WEISS - OL  
LOGAN WOODSIDE - QB

**Second Team**

OLASUNKANMI ADENIYI - DL  
DIONTAE JOHNSON - KR



Kareem Hunt made All-MAC teams in 2014, 2015 and 2016.

**2016**

**First Team**

MIKE EBERT - OL  
KAREEM HUNT - RB  
STORM NORTON - OL  
MICHAEL ROBERTS - TE  
JOHN STEPEC - DE  
CODY THOMPSON - WR  
LOGAN WOODSIDE - QB

**Second Team**

TREYVON HESTER - DT  
JON'VEA JOHNSON - WR  
DEJUAN ROGERS - S

**Third Team**

COREY JONES - PR  
JA'WUAN WOODLEY - LB

**2015**

**First Team**

COREY JONES - PR  
ORION JONES - DT  
CHEATHAM NORRILS - CB  
STORM NORTON - OL

**Second Team**

ALLEN COVINGTON - DE  
KAREEM HUNT - RB  
ALONZO RUSSELL - WR  
TERRY SWANSON - RB

**Third Team**

TRENT VOSS - DE  
DEJUAN ROGERS - S

**2014**

**First Team**

KAREEM HUNT - RB  
GREG MANCZ - C  
JUNIOR SYLVESTRE - LB

**Second Team**

JEREMIAH DETMER - PK  
JORDAN HADEN - S  
JOSH HENDERSHOT - OL  
TREYVON HESTER - DT  
COREY JONES - WR  
ORION JONES - DT  
JEFF MYERS - OL

**Third Team**

ALONZO RUSSELL - WR

**2013**

**First Team**

JEREMIAH DETMER - PK  
DAVID FLUELLEN - RB  
JAYRONE ELLIOTT - DL  
JUNIOR SYLVESTRE - LB

**Second Team**

ZAC KERIN - C  
GREG MANCZ - OL  
BERNARD REEDY - WR

**Third Team**

TREYVON HESTER - 3rd team-D (DL)  
JEFF MYERS - 3rd team-O (OL)  
TERRANCE OWENS - 3rd team-O (QB)  
ALONZO RUSSELL - 3rd team-O (WR)

**2012**

**First Team**

DAVID FLUELLEN - RB  
ZAC KERIN - C  
DAN MOLLS - LB  
BERNARD REEDY - WR, PR  
JERMAINE ROBINSON - S



Logan Woodside earned first-team All-MAC honors in 2016 and 2017.

**Second Team**

BERNARD REEDY - KR

**Third Team**

JEREMIAH DETMER - PK  
GREG MANCZ - OL  
CHEATHAM NORRILS - S  
ALONZO RUSSELL - WR

**2011**

**First Team**

DESMOND MARROW - CB  
ERIC PAGE - WR, KR, PR  
MIKE VANDERMEULEN - OL

**Second Team**

ZAC KERIN - C  
ADONIS THOMAS - RB

**Third Team**

T.J. FATINIKUN - DL

**2010**

**First Team**

ARCHIE DONALD - LB  
ERIC PAGE - WR, KR

**Second Team**

ADONIS THOMAS - RB  
DAN MOLLS - LB

**Third Team**

T.J. FATINIKUN - DL  
MIKE VANDERMEULEN - OL

**2009**

**First Team**

BARRY CHURCH - S  
STEPHEN WILLIAMS - WR

**Second Team**

ERIC PAGE - WR

**Third Team**

DAJUANE COLLINS - RB  
ARCHIE DONALD - LB  
ALEX STEIGERWALD - PK



# Toledo's All-MAC Selections

## 2008

### First Team

BARRY CHURCH - SS

### Second Team

STEPHEN WILLIAMS - WR

NICK MOORE - WR

### Third Team

DAJUANE COLLINS - RB

## 2007

### First Team

BARRY CHURCH - SS

JOHN GRECO - OL

JALEN PARMELE - RB

### Second Team

ALEX STEIGERWALD - PK

STEPHEN WILLIAMS - WR

BRETT KERN - P

### Third Team

NICK MOORE - WR

## 2006

### First Team

MIKE ALSTON - LB

BARRY CHURCH - SS

JOHN GRECO - OL

CHRIS HOPKINS - TE

JALEN PARMELE - RB

## 2005

### First Team

MIKE ALSTON - LB

TRINITY DAWSON - RB

BRUCE GRADKOWSKI - QB

JOHN GRECO - OL

KEON JACKSON - SS

### Second Team

CHRIS HOPKINS - TE

ANTHONY JORDAN - LB

JASON ROBBINS - PK

## 2004

### First Team

PATRICK BODY - FS

NICK KACZUR - OT

LANCE MOORE - WR

### Second Team

CHRIS HOLMES - TE

KEON JACKSON - Rover



Barry Church was a four-time First-Team All-MAC choice from 2006-09.

## 2003

### First Team

ANDREW CLARKE - TE

NICK KACZUR - OT

LANCE MOORE - WR

### Second Team

ERIK FAASEN - OT

TRINITY DAWSON - RB

FRANK OFILI - DE

BROCK DODRILL - LB

## 2002

### First Team

DAVID GARDNER - LB

NICK KACZUR - OL

CHRIS TUMINELLO - C

TOM WARD - LB

### Second Team

ERIK FAASEN - OL

CARL FORD - WR

BRANDON HEFFLIN - CB

## 2001

### First Team

CHESTER TAYLOR - RB

DAVID BOCKMORE - DL

### Second Team

TAVARES BOLDEN - QB

MATT COMER - OL

NICK KACZUR - OL

JAKE McLEAN - DL

## 2000

### First Team

JIM HARDING - OL

CHESTER TAYLOR - RB

TAVARES BOLDEN - QB

TODD FRANCE - PK

IRA SINGLETON - LB

DeJUAN GOULDE - DL

### Second Team

MICHAEL SCHAEFER - OL

KEVIN ROLLINS - LB

## 1999

### First Team

COLIN WESTRICH - OL

CHESTER TAYLOR - RB

JASON LAMAR - LB

DeJUAN GOULDE - DE

### Second Team

TODD FRANCE - PK

KEVIN ROLLINS - LB

## 1998

### First Team

COLIN WESTRICH - OL

JASON LAMAR - LB

### Second Team

MIKE BILIK - TE

DeJUAN GOULDE - DL



Chester Taylor was a three-time First-Team All-MAC pick from 1999-2001.

# Toledo's All-MAC Selections

**1997**

## **First Team**

DWAYNE HARRIS - RB  
CLARENCE LOVE - CB  
MARCUS MATTHEWS - LB  
JASON RICHARDS - DL

## **Second Team**

JIM BATES - C  
MIKE BILIK - TE  
BROCK KREITZBURG - WR  
CHRIS WALLACE - QB  
COLIN WESTRICH - OL

**1996**

## **First Team**

MARK HERRON - FS

## **Second Team**

RYAN HUZZAK - QB  
NATE JOHNSON - OL  
MARCUS MATTHEWS - LB  
CRAIG DUES - LB  
CLARENCE LOVE - CB  
JASON RICHARDS - DL  
TY GRUDE - P

**1995**

## **First Team**

WASEAN TAIT - TB  
STEVE ROSI - TE  
STEVE HAYNES - DE

## **Second Team**

RYAN HUZZAK - QB  
KEVIN MONTGOMERY - OT  
TY GRUDE - P  
JAMAL BELT - CB  
CRAIG DUES - LB

**1994**

## **First Team**

CASEY McBETH - TB

## **Second Team**

CHADD DEHN - OG  
BO REICHART - DE  
PETE STONE - C

**1993**

## **Second Team**

AL BAKER - FS  
MAURICE BULLS - DE  
JIM GANT - LB  
TERRY JACKSON - DT  
CHARLIE WEBB - OG



Casey McBeth was named First-Team All-MAC in 1992 and 1994.

**1992**

## **First Team**

MAURICE BULLS - DE  
MARCUS GOODWIN - WR  
CASEY McBETH - TB  
ANDY McCOLLUM - OG  
DAN WILLIAMS - DE

## **Second Team**

RUSTY HANNA - PK  
TERRY JACKSON - DT

**1991**

## **First Team**

ANDY McCOLLUM - OG  
AL THIGPEN - C  
MARCUS GOODWIN - WR  
DAN WILLIAMS - DE  
DARREN ANDERSON - CB  
MATT EBERFLUS - LB

## **Second Team**

VINCE MARROW - TE  
KEVIN MEGER - QB

**1990**

## **First Team**

RICK ISAIAH - WR  
JERRY EVANS - TE  
CRAIG KULIGOWSKI - OT  
MATT EBERFLUS - LB

## **Second Team**

PAT JOHNSON - FB  
BEN MITCHELL - OG  
NEIL TROTTER - TB  
RUSTY HANNA - PK  
DAN WILLIAMS - DE  
DAN VARGO - S

**1989**

## **First Team**

RICK ISAIAH - WR  
CRAIG KULIGOWSKI - OT  
GEORGE LINBERGER - OG  
ROLAND TATUM - LB  
DOUG SPIDEL - OT

## **Second Team**

WAYNE GOODWIN - TB

**1988**

## **First Team**

KEN MOYER - OT  
TODD OLSEN - OG  
MIKE McCREARY - LB  
BRUCE NICHOLS - PK

## **Second Team**

TIM OLSEN - OG  
DOUG SPIDEL - OT  
JON BOWSHER - DB

**1987**

## **First Team**

KEN MOYER - OT  
PAUL SANDOR - DT

## **Second Team**

TODD OLSEN - OG  
MARK McCREARY - DE  
DEWAYNE FLETCHER - CB  
STEVE HUFFMAN - LB

**1986**

## **First Team**

KELVIN FARMER - TB  
STEVE HUFFMAN - LB  
HAROLD McGUIRE - S

## **Second Team**

TODD OLSEN - OG  
JOHN THOMAS - OT  
PAUL SANDOR - DT  
TIM INGLIS - LB  
MARC PATTON - S



# Toledo's All-MAC Selections

**1985**

**First Team**

BOB BEEMER - DE  
TIM INGLIS - LB  
HAROLD McGUIRE - S  
BRENT WILLIAMS - DT

**Second Team**

TERRY HEMMELGARN - OG  
DEXTER CLARK - CB

**1984**

**First Team**

JOHN BERLAN - OG  
BRIAN VE HAR - OT  
STEVE MORGAN - TB  
STEVE HOYT - DE  
BRENT WILLIAMS - DT  
MARK BRANDON - CB

**Second Team**

DARRYL KERSHAW - C  
BOB BEEMER - DE  
HAROLD McGUIRE - S

**1983**

**First Team**

JOHN BERLAN - OG  
MARK BRANDON - CB  
BRIAN VE HAR - OT  
TONY LEE - PK

**Second Team**

EMMANUEL COLE - DT  
CAPUS ROBINSON - WR  
MELVIN TUCKER - FB

**1982**

**First Team**

CHUCK ROWLAND - OT  
TONY LEE - PK  
DARRYL MEADOWS - DE

**Second Team**

CAPUS ROBINSON - WR  
JOHN BRADY - S  
MARLIN RUSSELL - LB

**1981**

**First Team**

MIKE KENNEDY - DB  
DAVID MENEFEE - OG

**Second Team**

GREG HABZDA - OT  
JIM KELSO - QB  
ARNOLD SMILEY - TB  
MELVIN TUCKER - FB  
ALAN LYONS - DB



Gene Swick earned First-Team All-MAC honors in 1973, 1974 and 1975.

**1980**

**Second Team**

DAVID MENEFEE - OG  
TAD WAMPFLER - DB

**1979**

**First Team**

MIKE KENNEDY - DB

**First Team**

DAVID MENEFEE - OG  
MIKE ALSTON - TB  
DOUG WILLIAMS - LB  
VIRGIL WILLIAMS - DB

**1978**

**First Team**

JOE CONROY - DE

**1977**

**First Team**

DAVID HAUSFELD - S

**Second Team**

AARON BIVINS - LB

**1976**

**Second Team**

AARON BIVINS - LB  
SCOTT RESSEGUIE - WR

**1975**

**First Team**

GENE SWICK - QB

**Second Team**

JEFF HEPINSTALL - WR  
GARY ZOLCIAK - OT

LARRY MACEK - DE  
DAVE HAUSFELD - S

**1974**

**First Team**

DON SEYMOUR - TE  
JOHN ROSS - WR  
GENE SWICK - QB  
ED SCOTT - LB

**Second Team**

RANDY WHATELY - TE  
KEITH YOUNG - OG  
STEVE RAWLIK - S

**1973**

**First Team**

DOUG NEUENDORF - OG  
RANDY WHATLEY - WR  
KEITH YOUNG - OG  
GENE SWICK - QB

**Second Team**

DON SEYMOUR - TE  
ED SCOTT - LB  
MARK HURT - CB

**1972**

**First Team**

JEFF CALABRESE - E  
BRUCE ARTHUR - QB  
JOE SCHWARTZ - TB  
WILLIE DUKE - DT  
PETE ALSUP - DB

**Second Team**

DON SEYMOUR - TE  
STEVE DONAHUE - DT  
JIM MULINIX - DB

**1971**

**First Team**

CHUCK EALEY - QB  
JOE SCHWARTZ - TB  
DON FAIR - E  
AL BAKER - TE  
BOB ROSE - DE  
MEL LONG - DT  
JOHN NIEZGODA - LB  
GARY HINKSON - FS  
JOHN SAUNDERS - SS

**Second Team**

RON ROBERTS - DE  
STEVE SCHNITKEY - MG  
LEON CAMPBELL - OG  
GLYN SMITH - WR

# Toledo's All-MAC Selections

**1970**

**First Team**

CHUCK EALEY - QB  
CHARLIE COLE - FB  
DON FAIR - E  
BOB CAVERLY - OG  
KEN WILSON - OT  
MEL LONG - OT  
BOB ROSE - DE  
JOHN NIEZGODA - LB  
STEVE SCHNITKEY - MG  
TOM DUNCAN - DB  
GARY HINKSON - DB

**Second Team**

AL BAKER - TE  
DON HOTZ - DT  
STEVE BANKS - DB

**1969**

**First Team**

JIM RANCE - DT  
CHUCK EALEY - QB  
TONY HARRIS - TB  
KEN CROTS - PK  
JIM TYLER - DE  
MEL LONG - DT  
JOHN NIEZGODA - LB  
CURTIS JOHNSON - CB

**Second Team**

AL BAKER - TE  
DON FAIR - E  
BOB CAVERLY - OG  
ED DAVIS - DE

**1968**

**First Team**

ROLAND MOSS - TB  
MEL MILLER - OG  
MEL TUCKER - DE  
CURTIS JOHNSON - DB  
KEN CROTS - PK

**Second Team**

DENNIS TOBIAS - E  
ED DAVIS - DE  
JIM RANCE - OG

**1967**

**First Team**

TOM BEUTLER - MG  
JOHN SCHNEIDER - QB  
PAUL ELZEY - LB  
RAY HAYES - DT  
ROLAND MOSS - TB

PETE KRAMER - E  
MEL TUCKER - DE  
JOHN BROWN - OG  
DON WYPER - OT  
JOHN FLYNN - DB

**1966**

**First Team**

BARRY SNEED - LB  
TOM BEUTLER - MG  
HENRY BURCH - E  
**Second Team**  
JOHN SCHNEIDER - QB  
RAY HAYES - DT

**1965**

**First Team**

STEVE ERICKSON - OG  
FRED ZIMMERMAN - DE  
TOM BEUTLER - MG

**1964**

**First Team**

JIM GRAY - DB

**1963**

**First Team**

WYNN LEMBRIGHT - T  
**Second Team**  
BOB WOZNIAK - T

**1962**

**Second Team**

FRANK BAKER - HB

**1961**

**First Team**

FRANK BAKER - HB  
**Second Team**  
PETE JOLLIFF - E

**1960**

**First Team**

BOB SMITH - E

**1959**

**Second Team**

OCCIE BURT - HB

**1958**

**First Team**

OCCIE BURT - HB  
FRANK HALADIK - E

**1957**

**First Team**

GENE COOK - E  
ROY HODGE - E

**Second Team**

SAM TISCI - QB

**1956**

**First Team**

CLAYTON UMBLES - OG

**Second Team**

DON WRIGHT - HB

**1954**

**First Team**

GEORGE MACHOUKAS - C  
MEL TRIPLETT - FB

**Second Team**

CLAYTON UMBLES - OG

**1953**


**Second Team**

CHARLES BARCELONA - OG  
GEORGE MACHOUKAS - C  
JULIUS TAORMINA - HB

**1952**

**First Team**

RICHARD GORDON - T  
RICK KASER - HB



Mel Triplett made All-MAC in 1954.



# Post-Season Honors

Logan Woodside was named the Offensive Player of the Game at the 2017 MAC Championship Game.

**2017 - JASON CANDLE**

MAC Coach of the Year

**2017 - LOGAN WOODSIDE**

MAC Offensive Player of the Year  
Vern Smith Award (MAC Player of the Year)  
MAC Championship Game - Offensive Player of the Game

**2017 - DANZEL MCKINLEY-LEWIS**

MAC Championship Game - Special Teams Player of the Game

**2016 - KAREEM HUNT**

Senior Bowl - North Team MVP

**2015 - MATT CAMPBELL**

MAC Coach of the Year

**2015 - PHILLIP ELY**

Marmot Boca Raton Bowl MVP

**2015 - JA'WUAN WOODLEY**

Marmot Boca Raton Bowl Defensive MVP

**2015 - STORM NORTON**

Associated Press All-Bowl Team

**2014 - GREG MANCZ**

Vern Smith Award (MAC Player of the Year)

**2014 - KAREEM HUNT**

2015 GoDaddy Bowl MVP

**2014 - TRENT VOSS**

2015 GoDaddy Bowl Defensive Player of the Game

**2014 - DAMION JONES-MOORE**

2015 GoDaddy Bowl Offensive Player of the Game

**2013 - JEREMIAH DETMER**

MAC Special Teams Player of the Year

**2011 - BERNARD REEDY**

Military Bowl MVP

**2010 - ERIC PAGE**

College Football Performance Awards  
National Kickoff Returner of the Year/MAC  
Special Teams Player of the Year

**2007 - BRETT KERN**

Finalist for the Ray Guy Award

**2005 - MIKE ALSTON**

GMAC Bowl Defensive Player of the Game

**2005 - TRINITY DAWSON**

GMAC Bowl Offensive Player of the Game

**2005 - BRUCE GRADKOWSKI**

Vern Smith Award - co-winner (MAC MVP)  
GMAC Bowl MVP

**2005 - STEVE ODOM**

GMAC Bowl Special Teams Player of the Game

**2005 - JASON ROBBINS**

MAC Special Teams Player of the Year

**2004 - TOM AMSTUTZ**

Ohio College Coach of the Year

**2004 - BRUCE GRADKOWSKI**

MAC Championship Game MVP



# Post-Season Honors

## 2003 - BRIAN JONES

Paradise Bowl Midwest Team Most Valuable Player

## 2002 - WILLIAM BRATTON

Football Writers Association of America Courage Award

## 2001 - DAVID GARDNER

Motor City Bowl Defensive MVP

## 2001 - CHESTER TAYLOR

MAC Championship Game MVP  
Motor City Bowl Offensive MVP

## 1997 - GARY PINKEL

MAC Coach of the Year

## 1995 - GARY PINKEL

MAC Coach of the Year  
Ohio College Coach of the Year

## 1995 - WASEAN TAIT

Vern Smith Award (MAC Player of the Year)  
MAC Offensive Player of the Year  
Las Vegas Bowl MVP

## 1984 - MARK BRANDON

MAC Defensive Player of the Year

## 1984 - STEVE MORGAN

California Bowl Outstanding Offensive Player

## 1984 - DAN SIMRELL

MAC Coach of the Year

## 1981 - MARLIN RUSSELL

California Bowl Outstanding Defensive Player

## 1981 - ARNOLD SMILEY

California Bowl Outstanding Offensive Player

## 1981 - CHUCK STOBART


MAC Coach of the Year

## 1979 - CHUCK STOBART

MAC Coach of the Year

## 1976 - AARON BIVINS

MAC Defensive Player of the Year



Frank Lauterbur won MAC Coach of the Year honors in 1967, 1969 and 1970.

## 1975 - GENE SWICK

MAC Back of the Year  
Touchdown Club Sammy Baugh Award  
Football Roundup Offensive Player of the Year

## 1974 - GENE SWICK

MAC Back of the Year

## 1971 - CHUCK EALEY

MAC Back of the Year  
Tangerine Bowl Most Valuable Back

## 1971 - MEL LONG, SR.

MAC Lineman of the Year  
Tangerine Bowl Most Valuable Lineman

## 1971 - JACK MURPHY

MAC Coach of the Year

## 1970 - CHUCK EALEY

MAC Back of the Year

## 1970 - FRANK LAUTERBUR

MAC Coach of the Year

## 1970 - MEL LONG, SR.

MAC Lineman of the Year

## 1969 - DAN CROCKETT

Tangerine Bowl Most Valuable Lineman

## 1969 - CHUCK EALEY

MAC Back of the Year  
Tangerine Bowl Most Valuable Back

## 1969 - FRANK LAUTERBUR

MAC Coach of the Year

## 1967 - TOM BEUTLER

MAC Lineman of the Year

## 1967 - FRANK LAUTERBUR

MAC Coach of the Year

## 1967 - JOHN SCHNEIDER

MAC Back of the Year





# Heisman Votes / Retired Jerseys

## TOLEDO'S HEISMAN TROPHY FINALISTS

### 1971 HEISMAN VOTE

- |                                   |            |
|-----------------------------------|------------|
| 1. Pat Sullivan, QB, Auburn       | 1,597      |
| 2. Ed Marinaro, RB, Cornell       | 1,445      |
| 3. Gregg Pruitt, RB, Oklahoma     | 586        |
| 4. Johnny Musso, RB, Alabama      | 365        |
| 5. Lydell Mitchell, RB, Penn St.  | 251        |
| 6. Jack Mildren, QB, Oklahoma     | 208        |
| 7. Jerry Tagge, QB, Nebraska      | 168        |
| <b>8. Chuck Ealey, QB, Toledo</b> | <b>137</b> |
| 9. Walt Patalski, DE, Notre Dame  | 121        |
| 10. Eric Allen, RB, Michigan St.  | 109        |



Chuck Ealey

### 1975 HEISMAN VOTE

- |                                   |           |
|-----------------------------------|-----------|
| 1. Archie Griffin, RB, Ohio State | 1,800     |
| 2. Chuck Muncie, RB California    | 730       |
| 3. Ricky Bell, RB, USC            | 708       |
| 4. Tony Dorsett, RB, Pittsburgh   | 616       |
| 5. Joe Washington, RB, Oklahoma   | 250       |
| 6. Jimmy Dubose, RB, Florida      | 112       |
| 7. John Sciarra, QB, UCLA         | 86        |
| 8. Gordon Bell, RB, Michigan      | 84        |
| 9. Leroy Selmon, DL, Oklahoma     | 79        |
| <b>10. Gene Swick, QB, Toledo</b> | <b>73</b> |



Gene Swick



## RETIRED JERSEYS

Only four players in the history of the University of Toledo have had their jersey numbers retired.



16

Chuck Ealey



18

Gene Swick



82

Mel Triplett



77

Mel Long



# Academic Honors

## NATIONAL ACADEMIC HONORS

### 2012 - DAN MOLLS

Academic All-America First Team

### 2004 - LANCE MOORE

Academic All-America First Team

### 2003 - CHRIS TUMINELLO

NCAA Postgraduate Scholarship Recipient

### 2002 - CHRIS TUMINELLO

Academic All-America Second Team

### 2002 - TODD FRANCE

NCAA Postgraduate Scholarship Recipient

### 2001 - TODD FRANCE

Academic All-America First Team

### 20021- CHRIS TUMINELLO

Academic All-America Second Team

### 2000 - TODD FRANCE

Academic All-America Second Team

### 1997 - CRAIG DUES

NCAA Postgraduate Scholarship Recipient

### 1996 - CRAIG DUES

Academic All-America Second Team

### 1995 - CRAIG DUES

Academic All-America First Team

### 1994 - CHADD DEHN

NCAA Postgraduate Scholarship Recipient

### 1988 - KEN MOYER

Academic All-America Second Team

NCAA Postgraduate Scholarship Recipient

### 1983 - MIKE MATZ

Academic All-America First Team

### 1982 - TED WAMPFLER


NCAA Postgraduate Scholarship Recipient

### 1980 - TED WAMPFLER

Academic All-America Second Team



Dan Molls made first-team Academic All-America in 2012.



Craig Dues was a two-time Academic All-American and earned an NCAA post-graduate scholarship in 1997.



# Academic All-MAC

## 2017

Liam Allen  
Cameron Bell  
Nate Childress  
Justin Clark  
Reggie Gillam  
Bryce Harris  
Nate Jeppesen\*  
Shakif Seymour  
Brad Smith  
Brad Spelman\*  
Tyler Taafe  
Brant Weiss\*  
Logan Woodside\*

*\* Distinguished Scholar-Athlete*

## 2016

Nate Jeppesen\*  
Jordan Martin  
Storm Norton\*  
Brad Spelman\*  
John Stepec\*  
Tyler Taafe\*  
Josh Teachey  
Cody Thompson\*  
Brant Weiss  
Logan Woodside\*  
*\* Distinguished Scholar-Athlete*

## 2015

Allen Covington\*  
Ruben Carter  
Nate Jeppesen

## Storm Norton\*

Brad Spelman\*  
John Stepec  
Cody Thompson\*  
Alex Zmolik  
*\* Distinguished Scholar-Athlete*

## 2014

Jeremiah Detmer\*  
Mike Ebert  
Nate Jeppesen  
Greg Mancz\*  
Jordan Martin  
Jeff Myers  
Chase Nelson  
Storm Norton  
Zac Rosenbauer  
Brad Spelman  
John Stepec  
Logan Woodside\*  
Alex Zmolik  
*\* Distinguished Scholar-Athlete*

## 2013

Jeremiah Detmer  
Zac Kerin  
Greg Mancz  
Matt Wall

## 2012

Jeremiah Detmer  
Zac Kerin  
A.J. Lindeman  
Greg Mancz  
Dan Molls  
Ben Pike  
Matt Wall

## 2011

Ryan Casano  
Dan Molls  
Zac Kerin  
Mike VanDerMeulen

## 2010

T.J. Fatinikun  
Kevin Kowalski  
Dan Molls  
Mike VanDerMeulen

## 2009

Beau Brudzinski  
Kevin Kowalski

## 2008

Beau Brudzinski  
Kevin Kowalski

## 2007

Brett Kern  
Mike Krispinsky

## 2006

Clint Cochran

## 2005

Jason Robbins

## 2004

Lance Moore  
Jason Robbins

## 2003

Lance Moore  
Frank Ofili

## 2002

David Gardner  
Frank Ofili  
Chris Tuminello

## 2001%

Andrew Clarke  
Matt Comer  
Todd France  
David Gardner  
Donta' Greene  
Frank Ofili  
Chris Tuminello

## 2000%

Andy Boyd  
Matt Comer  
Tim Dirksen  
Todd France  
David Gardner  
Lyle Green  
Jim Harding  
Marcus Hill



**Cody Thompson is a two-time Academic All-MAC and Distinguished Scholar-Athlete honoree.**



# Academic All-MAC

Erik Kost  
John Manly  
Frank Ofili  
Michael Schaefer  
Jason Spiece  
Chris Tuminello

## 1999%

Andy Boyd  
Matt Comer  
Todd France  
David Gardner  
Donta' Greene  
Jim Harding  
Marcus Hill  
Erik Kost  
Justin Larrick  
Michael Schaefer  
Jason Spiece  
Chris Tuminello  
Jameel Turner

## 1998

Brock Kreitzburg  
Gabe Lindstrom

## 1997

Loren Burkey  
Brock Kreitzburg

## 1996

Loren Burkey  
Craig Dues  
Chip Hendon  
Ryan Huzjak

## 1995

Loren Burkey  
Scott Brunswick  
Craig Dues  
Steve Haynes  
Ryan Huzjak  
Mark Spring  
Pete Stone

## 1994

Scott Brunswick  
Chadd Dehn  
Craig Donaldson  
Craig Dues

Ryan Huzjak  
Pete Stone

## 1993

Chadd Dehn  
Terry Jackson

## 1992

Brian Borders  
Chadd Dehn  
Rusty Hanna  
Terry Jackson

## 1991

Brian Borders  
Tony Borgerding  
Chadd Dehn  
Rusty Hanna  
Terry Jackson  
Andy McCollum

## 1990

Tony Borgerding  
Rusty Hanna  
Terry Jackson  
Andy McCollum

## 1988

Jon Bowsher  
Ken Moyer

## 1987

Steve Huffman  
Ken Moyer

## 1986

Pat Delaney  
Steve Huffman  
Ken Moyer

## 1985

Ken Moyer

## 1984

Ken Granader

## 1983

Tony Lee  
Mike Matz

## 1982

Tony Lee  
Mike Matz

## 1981

Mike Matz  
Tad Wampfler  
Joe Yanowsky

## 1980

Tad Wampfler  
Pete Kasper  
Don Yanowsky

## 1979

Thomas Weaver

## 1978

Mike Grayson  
Mark Sutter

## 1977

Jeff Hepinstall  
Mark Sutter

## 1976

Mike Bell  
Aaron Bivins  
Jack Rohal

## 1975

Jeff Hepinstall

## 1974

John Ross  
Ed Scott

## 1973

Mike Osborne

## 1972

Mike Archambeau  
Mike Osborne  
Joe Schwartz

## 1971

Mike Archambeau  
Don Fair  
Joe Schwartz

## 1970

Don Fair  
Jerry Krugh  
Joe Schwartz

## 1969

Don Fair  
Jerry Krugh  
Dave Penn

## 1968

Steve Beier  
Dave Penn

## 1966

Mike Holobetz  
Nel Miller

## 1965

Bill Sammons

*Beginning in 2014, Academic All-MAC honors were awarded to any player with a 3.20 GPA or higher who was in his second year of athletic eligibility and had played in at least 50 percent of his team's games. Distinguished Scholar-Athlete awards were voted on by the league's faculty athletic representatives, similar to the previous selection process for Academic All-MAC*

*% From 1999-2001, the Mid-American Conference did not name Academic All-MAC teams. Instead, any student-athlete with a cumulative GPA of 3.0 or higher was named to the "Academic Honor Roll."*



# Letterwinners (1917-2017)

## A

Abbenzeller, Walter - 1917  
 Abrams, Brian - 1985  
 Abron, Anthony - 2002  
 Achter, Rod - 1979-80-81-82  
 Adebisin, Hassan - 20 04-05-06  
 Adeniyi, Olasunkanmi - 2015-16-17  
 Aderman, Ralph - 1939  
 Adkins, Ed - 1917  
 Aguwa, Jerry - 2005  
 Alexander, Brandon - 2004-05  
 Alexander, Devin - 2015  
 Alexander, Dodge - 1923-24-25-26  
 Alexander, Phil - 2002-03-04  
 Alexander, Scot - 1977-78-79  
 Alexander, William - 1925  
 Alexandre, Albertson - 2008  
 Allan, Ron - 1961-62  
 Allen, John - 2005-06-07-08  
 Allen, Liam - 2016-17  
 Alles, Todd - 1991-92  
 Alston, Mike, Sr. - 1976-77-78-79  
 Alston, Mike, Jr. - 2003-04-05-06  
 Alsup, Pete - 1971-72-73  
 Alvarex, Al - 1937  
 Amick, Marcus - 1988-89-90  
 Amrozowicz, Mike - 1997  
 Amstutz, Tim - 1987-89  
 Amstutz, Tom - 1975-76  
 Anderson, Dale - 1940-41  
 Anderson, Darren - 1988-89-90-91  
 Anderson, Hans - 1973  
 Anderson, Jehu - 1999-2000-01-02  
 Anderson, Jerry - 1953-54-55  
 Anderson, Jesse - 2005-06  
 Anderson, Jim - 1975-76  
 Anderson, Terrell - 2010-11  
**Anderson, Tycen - 2017**  
 Andrews, David - 1988-89-90-91  
 Andrzejewski, David - 1952-53  
 Ansted, Pete - 1974-75-76  
 Apling, Don - 1959  
 Appairius, Paul - 1978  
 Archambeau, Lurley - 19 63-64-65  
 Archambeau, Mike - 1972-73  
 Arthur, Bruce - 1970-72  
 Aschliman, Lynn - 1969-70-71  
 Ashwood, Andreas - 2008-09  
**Atariwa, Yazeed - 2016-17**  
 Atkins, Scott - 1984  
 Atkins, Walter - 2006-07-08-09  
 Aubry, Bob - 1950  
 Avery, Aaron - 1996  
 Azner, Sam - 2007

## B

Bachtel, Bruce - 19 61-62  
 Baffo, Albert - 1942  
 Bailey, Robin - 2006-07-08-09  
 Bailey, Steve - 1987-88-90  
 Baker, Al - 1969-70-71  
 Baker, Al - 1990-91-92-93  
 Baker, Clark - 2004  
 Baker, Don - 1962-63-64  
 Baker, Frank - 1960-61-62  
 Baldy, Matt - 1982




**Frank Baker led the Rockets in rushing in 1961 and 1962.**

Ballard, Isaiah - 2008-09-10  
 Baltes, Tony - 1969-70  
 Bame, Harry - 1919-20-21-22  
 Banks, Steve - 1969-70-71  
 Barcelona, Chuck - 1951-52-53  
 Barker, Jim - 1998-00-01  
 Barnes, Steve - 1999  
 Bartlett, Ted - 1923  
 Barry, Ryan - 1989-90-91-92  
 Bascomb, Art - 1969  
 Basich, Richard - 1954-55-56  
 Baskin, Ernie - 1992-93-94  
 Bates, Jim - 1995-96-97  
 Bates, Joe - 2008  
 Baumgartner, Jerry - 1961-62-63  
 Baumgartner, Robert - 1932  
 Bayles, Matt - 1986-87  
 Beach, William - 1939  
 Beard, Charles - 1922  
 Beaver, Clarence - 1941  
 Bechtel, Ron - 1924  
 Beck, Denver - 1950  
 Beckler, Lawrence - 1923  
 Beckwith, Derrick - 1995-96-97-98  
 Bedee, Ron - 1953  
 Beemer, Bob - 1982-83-84-85  
 Beier, Steve - 1968-69  
 Beier, Tony - 1987  
 Beilharz, Ken - 1956  
 Bekasiak, J.P. - 2004-05-06  
 Belcik, Mike - 1967  
**Bell, Cameron - 2017**  
 Bell, Dan - 1970-71  
 Bell, Mike - 1974-75-76  
 Bell, Robert - 2009-10-11-12  
 Bell, Willis - 1978  
 Bellinger, Julian - 2009-10  
 Belt, Jamal - 1992-93-94-95  
 Benedict, Pete - 1959-60  
 Benington, Dale - 1970-71

Beougher, Gary - 1974-75  
 Bergan, Bill - 1985-86-87  
 Berkey, Jim - 1963-64-65  
 Berlan, John - 1982-83  
 Bernhagen, Ralph - 1930  
 Berry, Alan - 1926  
 Berry, Jack - 1942  
 Berry, Joe - 1942  
 Best, Byron - 2009-10-11-12  
 Beutler, Tom - 1965-66-67  
**Blackman, Rhett - 2017**  
 Biehl, Robert - 33-34-35  
 Bieniek, Dick - 1956  
 Biggs, Jeff - 1982  
 Bilik, Mike - 1997-98-99  
 Billingslea, Norm - 1957-58-59  
 Binder, Jon - 1987  
 Bishop, Kent - 1984  
 Bivins, Aaron - 1975-76-77  
 Black, Don - 1947-48-49  
 Black, Fred - 1946-47-48  
 Black, William - 1958-60-61  
 Blakey, Jesse - 1964-65  
 Blazek, Bill - 1986-87-88  
 Blazeovich, Michael - 2016  
 Bloom, Joe - 1929  
**Blue, DeDarallo - 2016-17**  
 Bockmore, David - 1999-00-01  
 Bockmore, Paul - 2001  
 Bodart, Jerry - 1975-76-77  
 Body, Patrick - 2001-02-03-04  
 Boehme, Ron - 1956-57-58  
 Bogdalek, Jim - 1960-61-62  
 Bogel, Bryan - 1991  
 Bohl, Brett - 1991  
 Bolden, Tavares - 1999-00-01  
 Bolton, Louis - 1932-33-34-35  
 Boissy, Ed - 1941  
 Borders, Brian - 1989-90-91-92  
 Borgerding, Tony - 1988-89-90-91  
 Bowman, Steve - 1970-71  
 Bowsher, Jon - 1985-86-87-88  
 Boyd, Andy - 1998-99-00-01  
 Boyd, Tom - 1991-92-93-94  
 Boykin, Chris - 1990-91-92  
**Bozcar, Andrew - 2017**  
 Brady, John - 1979-80-81-82  
 Brandon, Mark - 1981-82-83-84  
 Bransford, Calvin - 1991-92-93-94  
 Branyan, Robert - 1951-52  
 Branyan, Rob - 1972-73  
 Bratton, William - 1999-2000-02  
 Breed, Fred - 1923  
 Brewster, Chuck - 19 83  
 Brewster, Mark - 1991-92  
 Briggs, Jack - 1930  
 Briggs, James - 1934  
 Bright, William - 1934  
 Brighton, Arthur - 1938-39-40  
 Brinley, James - 1928-29  
 Brisker, John - 1968  
 Brisker, Marlon - 1996  
 Britsch, Matt - 1989  
 Brodbeck, Brett - 2007-08  
 Broussard, Michael - 2003-04  
 Broussard, Quinton - 2002-03-04-05  
 Brown, Chad - 1991-92-93

Brown, Dan - 1973-74-75  
 Brown, Greg - 1983  
 Brown, Howard - 1935-36  
 Brown, Jerry - 1948-49  
 Brown, John - 1965-66-67  
 Brown, Keiron - 2005-06  
 Brown, Phil - 1988-89  
 Brown, Romauldo - 1988-89-90  
 Brown, Tyrone - 1992-93-94  
 Brownlee, Willie - 1978  
 Brownridge, Craig - 1980  
 Brudzinski, Beau - 2006-07-08-09  
 Bruggeman, Delbert - 1933-34  
 Bruner, Jerry - 1940  
 Brunswick, Scott - 1992-93-94-95  
 Bryant, Nate - 1992  
 Bubacz, Don - 1949  
 Buchanan, Larry - 1986  
 Buchs, Robert - 1964-65-66  
 Bukovich, Dan - 1937-38-39  
 Bulls, Maurice - 1991-92-93  
 Bulnes, Bob - 1979-80-81  
 Burch, Glenn - 1982-83



**Mike Bell lettered from 1974-76 and later served as the mayor of Toledo from 2010-14.**

Burch, Henry - 1964-65-66  
 Burdick, Ty - 1985-86-87-88  
 Burgbacher, Charles - 1968-69-70  
 Burgin, Ed - 1950  
 Burke, Fabian - 1997-98-99-00  
 Burkey, Loren - 1995-96  
 Burman, Richard - 1932  
 Burnett, Jim - 1961  
 Burns, Jeff - 1984-85-86  
 Burras, Ed - 1946-47-48-49  
 Burt, Occie - 1957-58-59  
 Burzine, Tom - 2006-07-08-09  
 Busch, Jeff - 1972-73-74  
 Bush, Ray - 2011-13-14  
 Bushong, Jeff - 1980-81-82-83  
 Butler, Melvin - 2004  
 Byrby, Bill - 1978-79-81

# Letterwinners (1917-2017)

## C

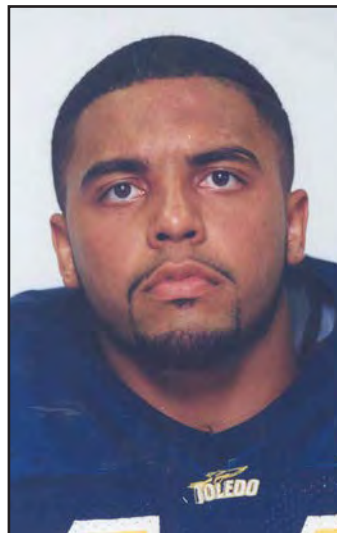
Caffey, Tim - 1990-91  
 Calabrese, Jeff - 1970-71-72  
 Calaiacovo, Dan - 1992  
 Cameron, Jim - 1957-58-59  
 Cameron, Jim - 1973-74-75  
 Campbell, Austin - 1924-25  
 Campbell, Clarence - 1917  
 Campbell, Jack - 1958-59-60  
 Campbell, Leon - 1968-70-71  
 Capen, Mike - 1993  
 Caponigro, John - 1976  
 Carlson, Erik - 2010-11  
 Carman, Myron - 1946-47-48-49  
 Carnicom, Tom - 1953-54  
 Carpenter, Keith - 1966  
 Carson, Clarence - 1932  
 Carson, Robert - 1951-52  
 Carter, Ruben - 2015  
 Caverly, Robert - 1968-69-70  
 Caywood, Dan - 1971  
 Cecutti, Mark - 1978-79  
 Chamberlain, Michael - 2005-06  
 Chambers, Tyrone - 2017  
 Charles, Glenn - 1928-29-30  
 Charleton, Chris - 2002  
 Cherry, Doug - 1972-73-74  
**Childress, Nate - 2016-17**  
 Christensen, Jerry - 1993-94-95  
 Church, Barry - 2006-07-08-09  
 Cira, Paul - 1953  
 Cisco, Marc - 1959-60  
 Clark, Dexter - 1983-84-85-86  
**Clark, Justin - 2017**  
 Clark, Lyle - 1942  
 Clark, Patrick - 2005-06  
 Clark, Ron - 1959  
 Clarke, Andrew - 2001-02-03  
 Claus, Bill - 2008-09-10-11  
 Clemons, Frank - 1940-41  
 Cochran, Clint - 2005-06-07  
 Cochran, Pete - 1985  
 Coeling, Brent - 1981  
 Cole, Cameron - 2013-15  
 Cole, Charles - 1969-70  
 Cole, Dan - 1999  
 Cole, Emerson - 1947-48-49  
 Cole, Emmanuel - 1980-81-82-83  
 Cole, Jack - 1951-52  
 Cole, John - 1925-27  
 Cole, Nate - 2007-08-09-10  
 Coleman, Jaylen - 2013-14-15  
 Collins, Carl - 1925  
 Collins, Chris - 2012-13-14  
 Collins, DaJuane - 2006-07-08-09  
 Collins, George - 1949  
 Collins, Joseph - 1967  
 Collins, Justin - 2007  
 Comer, Matt - 1998-99-2000-01  
 Conley, Stacey - 1978-79-81  
 Conners, Pat - 1954-55  
 Connor, Brian - 1993  
 Conroy, Joe - 1974-76-77-78  
 Constant, Skyllaar - 2006-07-08-09  
 Cook, Gene - 1955-56-57

Cornachione, Craig - 1971-72  
 Cortazzo, Tim - 2009-10  
 Cotter, Pat - 1973-74-75  
**Cotterman, Chandler - 2016-17**  
 Cottrell, Ernest - 1948-49  
 Cottrill, Clark - 1949-50  
 Covington, Aaron - 2016  
 Covington, Allen - 2012-13-14-15  
 Cowan, Steve - 1991-92  
 Cox, Dan - 1977-78-79  
 Cox, Jason - 2002  
 Cradieth, Torrance - 1999-00-01  
 Craig, Richard - 1937-38-39  
 Crockett, Daniel - 1968-69  
 Crockett, James - 1923  
 Cron, Joe - 1982-83  
 Cross, Tom - 1978  
 Crosser, Paul - 1924  
 Crots, Ken - 1967-68-69  
 Crots, Virgil - 1974  
 Cunningham, Jon - 1999  
 Cuomo, Adam - 2002  
 Curry, Ray - 1996-97-98  
 Cutcher, Eddie - 1991  
 Czelusta, Frank - 1924-25

## D

Dadosky, Mike - 1972  
 Dally, James - 1960-61  
 Dalmas, Paul - 1995-96  
 Dame, Robert - 1954-55  
 Dandridge, Keith - 2001  
 Daniels, Dave - 1965-66-67-68  
 Daniels, David - 1963  
 Daniels, Sid - 1999-00-01  
 Daniszewski, Mark - 1978-79  
 Dantin, Austin - 2009-10-11-12  
 Daur, Jack - 1971  
 David, Frank - 1961-62  
 David, Tom - 1989  
 Davidson, Jimmy - 2010-11-12  
 Davis, Andrew - 2015  
 Davis, Anthony - 2015-16  
 Davis, Daniel - 2016-17  
 Davis, Ed - 1967-68-69  
 Davis, Gene - 1937  
 Davis, Keith - 1933  
 Davis, Richard - 1935  
 Davis, Richard - 2005-06  
 Davis, Romain - 1994-95-96-97  
 Dawson, Trinity - 2002-03-04-05  
 Day, James - 1935-36-37  
 DeBarr, Ed - 1974-75-76  
 Deer, James - 1974  
 Dehn, Chadd - 1991-92-93-94  
 Delaney, Pat - 1984-85-86-87  
 Delcher, Jack - 1927-28-29  
 Delwiche, Larry - 1978  
 DeMaria, Jesse - 1980  
 Denney, Mike - 1980-81-83  
 Dennis, Fred - 1949  
 Dennis, John - 1967-68  
 Densmore, Warren - 1938-39-40  
 Detmer, Jeremiah - 2011-12-13-14  
 DeWalt, Jared - 2006-07-08-09  
 Dickey, Brett - 1983-84  
 Dickey, Richard - 1946-47

Diggs, Chad - 2006  
 DiLauro, Joseph - 1988-89-90-91  
 Dirksen, Tim - 2001-02  
 DiSalle, Louis - 1934-35-36  
 Dixon, Robert - 1946-47-48-49  
 Dobis, Richard - 1955  
 Dodrill, Brock - 2001-02-03  
**Doerger, Luke - 2017**  
 Doliboa, Tom - 1976  
 Donahue, Steve - 1970-71-72  
 Donald, Archie - 2006-08-09-10  
 Donaldson, Craig - 1991-92-93-94  
 Donley, William - 1927  
 Draves, Richard - 1927  
 Dressel, Leo - 1942  
 Dues, Craig - 1993-94-95-96



**Current superintendent of Toledo Public Schools Romules Durant was a four-time letterwinner from 1995-98.**

Duhaime, Fredrick - 1933  
 Duke, Willie - 1970-71-72  
 Dukes, Christian - 2012-13-14-15  
 Dunbar, Keith - 1985-86-87  
 Duncan, Thomas - 1968-69-70  
 Duncan, Walter - 1987-88-89-90  
 Dunstan, Doug - 1991  
 Dunn, Gary - 1967-69  
 Dunn, Harold - 1926-27-28-29  
 Dunwald, Herman - 1967-68-69  
 Durant, Romules - 1995-96-97-98  
 Durham, William - 1955  
 Durst, Joe - 1976  
 Dyser, Bryan - 1994  
 Dye, Paul - 2000-01-02

## E

Ealey, Chuck - 1969-70-71  
 Ealey, Damon - 1995  
 Earley, Richard - 1961  
 Eberflus, Matt - 1988-89-90-91  
 Eberlin, Rich - 1970-71-72  
 Ebert, Mike - 2013-14-15-16

Edwards, Wilson - 1928-29-30  
 Ehrhardt, Clarence - 1940  
 Ehrhardt, Richard - 1946-47  
 Elchert, Andrew - 2010  
 Eldridge, Herb - 1950  
 Elliott, Jayrone - 2010-11-12-13  
 Ellis, Nick - 2014-15-16  
 Ely, Phillip - 2014-15  
 Elzey, Arnold - 1965  
 Elzey, Paul - 1965-66-67  
 Emerson, Alan - 1930  
 Emery, Lee - 1964-65  
 Emery, Willie - 1991  
 Emilien, Vladimir - 2012-13  
 Emmert, Parks - 1926  
 Engel, Erik - 1994-95  
 Enright, William - 1930  
 Erickson, Steve - 1963-64-65  
 Ernest, James - 1956  
 Estes, Tom - 1957-58  
 Ettenger, Elwood - 1947  
 Evans, Jerry - 1987-88-89-90

## F

Faasen, Erik - 2001-02  
 Fair, Don - 1969-70-71  
 Fair, Paul - 1968  
 Faison, Chris - 2006-08  
 Faithful, Bernard - 2004-05-06-07  
 Farbrother, Dan - 1953-54-55  
 Farmer, Harry - 1947  
 Farmer, Kelvin - 1984-85-86  
 Farmer, Tim - 1994  
 Farr, Danny - 2010-11-12  
 Farris, Ed - 1972-73-74  
 Fatinikun, T.J. - 2009-10-11-12  
 Fatula, David - 2005-06  
 Faulkner, Mark - 1984  
 Feldstein, Joe - 1922  
 Fellabaum, Donald - 1923  
 Fernandez, Matt - 1994-95-96-97  
 Fettes, William - 1930  
 Filliater, Greg - 1971-72  
 Finley, Charles - 1951-52-53  
 Finucan, Mike - 1973  
 Fioritto, Pete - 1977  
**Fisher, Jordan - 2016-17**  
 Fitzgibbons, Shaun - 2005-06  
 Flack, Robert - 1965-67-68  
 Fletcher, Dewayne - 1986-87-88-89  
 Fletcher, Drake - 2013-14  
**Flint, Bailey - 2017**  
 Flowers, Jason - 2003-04-05  
 Floyd, Alvin - 1957-58-59  
 Fluellen, David - 2010-11-12-13  
 Flynn, John - 1965-66-67  
 Flynn, Robert - 1968-69-70  
 Flynn, William - 1964-65  
 Foltz, James - 1946-47-48  
 Ford, Burton - 1922-23  
 Ford, Carl - 1999-2000-01-02  
 Ford, Larry - 1982  
 Forestal, Keith - 2005-06-07-08  
 Fortman, Carl - 1975  
 Formentin, John - 1990-91-92-94  
 Fortner, Ryan - 2000  
 Foster, Lawrence - 1993



# Letterwinners (1917-2017)

Fought, Lester - 1938-39-40  
Fought, Matt - 2007-08  
France, Todd - 1998-99-00-01  
Francis, Tozere - 1974-75-76  
Franklin, Lester - 1938-39-40  
Frazier, Kennedy - 2015-17  
Fredricks, Mike - 1978-79  
Freeman, Mace - 1995-96-97-98  
Frierson, Leo - 1999-00-01  
Fuller, Sidney - 1976

**G**  
Gabel, Brian - 1986-87  
Gadt, Floyd - 1950-52  
Gaines, Don - 2001  
Galayda, Dennis - 1958-60  
Gall, William - 1946-47  
Gamby, Rodney - 2003-04  
Gandee, Kevin - 1977  
Gant, Jim - 1991-92-93  
Gant, Roosevelt - 1975  
Gardner, David - 1999-2000-01-02  
Gardner, Mike - 1974-75  
Garrett, Buster - 2007-08  
Gasiorowski, James - 1949-50



**Dick Huston (1941, 46-47) had 15 touchdown runs of 40 or more yards.**

Gast, Les - 1935-36  
Gaymon, Sam - 2010-11-12  
Geese, Robert - 1939-40-41  
Geis, Mike - 1987  
Geitgey, Donald - 1939-40-41  
George, Levi - 2007  
Gerber, Henry - 1917  
Gerson, Harold - 1937  
Gewont, Jan - 2008  
Gibbs, Keenen - 2014-15  
Gibney, Chuck - 1963  
Gibney, Tom - 1957-58-59  
Gibson, Phil - 1998-99-00-01  
Giles, Henry - 1939  
**Gilliam, Reggie - 2017**  
Gillooly, Thomas - 1932-33

Gilmore, Fred - 1950-51  
Giordano, Joe - 1952  
Giuntolis, Rex - 1960  
Gladieux, Alton - 1942  
Glase, James - 1942  
Godfrey, Archie - 2000  
Goins, Richard - 1948  
Golden, Justin - 1996-97  
Gongwer, Warren - 1939-40-41  
Good, Clarence - 1984-85-86  
Goodman, Jim - 1969-70-71  
Goodrich, Keith - 1971-72-73  
Goodwin, Marcus - 1989-90-91-92  
Goodwin, Wayne - 1989  
Gordon, James - 2011-12  
Gordon, Richard - 1950-51-52  
Gosline, Robert - 1932  
Gossman, Dan - 1990  
Goto, Hiro - 1998  
Gotwald, Jon - 1975-76-77-78  
Goulde, DeJuan - 1998-99-2000  
Goulde, Dorian - 2000  
Grace, Tom - 1964-65-66  
Gradkowski, Bruce - 2002-03-04-05  
Grailler, George - 1940  
Granader, Ken - 1982-83-84  
Gray, Jim - 1962-63-64  
Grayson, Mike - 1978-79  
Greco, John - 2004-05-06-07  
**Green, Chris - 2017**  
Green, James - 2010-11-12-13  
Green, Jeff - 1992-93-94  
Green, Jeff - 2005-06  
Green, Lyle - 1997-98-99-00  
Greenberg, Scott - 2001  
Greene, Donta - 1999-2000-01-02  
Greene, Robert - 1964  
Greer, James - 1975  
Greisiger, Bill - 1976-77  
Griffin, Anthony - 1992  
Gross, Guy - 1966  
Gross, James - 1932  
Gross, Nat - 1981-82  
Grothous, Greg - 1999-00-01-02  
Grude, Ty - 1993-94-95-96  
Gruenschlaeger, Steve - 1983  
Gruno, Tom - 1984-86-87-88  
Grutter, James - 1960-61-62  
**Guadagni, Mitchell - 2017**  
Gudger, John - 1979-80-81-82  
Gulick, Merle - 1924-25  
Guitteau, Tom - 1962  
Gwinn, Chuck - 1962

**H**  
Habzda, Greg - 1979-80-81  
Hackley, Edwin - 1936  
Haden, Jordan - 2012-13-14  
Haggerty, James - 1951-52-53  
Haladik, Frank - 1949-50  
Halgas, Robert - 1949-50  
Hall, Harold - 1947-48-49  
Hall, Harry - 1952  
Hall, Maurice - 1978-79-80-81  
Hall, Skip - 1973  
Hamblin, Russ - 1979  
Hamilton, Mardo - 1946-47-48


Hamilton, Shannon - 1990  
Hamilton, Steve - 1993  
Hamlar, David - 1946  
Hammer, Donald - 1942  
Hamood, Sameer - 1998-99-00-01  
Han, Willi - 1949  
Hancock, Willie - 1958-59-60  
Hanley, Joe - 1952-53  
Hanna, Rusty - 1989-90-91-92  
Hannum, Brandon - 2000-01-02  
Harberson, Alan - 1983  
Harding, Jim - 1997-98-99-00  
Hardy, Bill - 1989-90  
Hardy, Charles - 1946-47-48  
Hardy, David - 1946-47  
Harman, R. R. - 1947-48  
Harman, Hal - 1975  
Harper, Dawalyn - 2011-12-13  
Harper, John - 1975  
Harrah, Rick - 1987  
**Harris, Bryce - 2016-17**  
Harris, Dwayne - 1995-97-98  
Harris, Ed - 1982-83-84-85  
Harris, Greg - 2007-08  
Harris, Tony - 1969-70  
Hartong, Bryan - 1985-86-87-88  
Harroun, George - 1917  
Harshman, Paul - 1963-64  
Harste, Adolf - 1927-28-29  
Hatfield, Keno - 1934-35-36  
Hatgas, Mark - 1994-96  
Hauser, James - 1965-66  
Hausfeld, Dave - 1974-75-76-77  
Hawkins, Andrew - 2005-06-07  
Hay, Greg - 2005-06-07  
Hayes, Ray - 1965-66-67  
Hayes, Robert - 1938-39-40  
Hayes, William - 1965  
Haynes, Howard - 1946  
Haynes, Juwan - 2012-13-14-15  
Haynes, Steve - 1994-95  
Hays, Jim - 1948-49-50  
Hedberg, Axel - 1948-49  
Hefferman, Jim - 1957-58  
Hefflin, Brandon - 2000-01-02  
**Heidecker, Brandon - 2017**  
Heider, Jim - 1957  
Heller, Eric - 2006  
Hemmelgarn, Terry - 1983-85  
Hendershot, Josh - 2011-12-13-14  
Henderson, Howard - 1984  
Hendon, Chip - 1994-95-96  
Hennessey, Chad - 1935-36-37  
Henning, Fred - 1959-60  
Hepinstall, Jeff - 1975-76-77  
Herbert, John - 1961-62  
Herbert, Tyrrell - 2004-05-06-08  
Herndon, Kelly - 1995-96-97-98  
Herrold, Dennis - 1960  
Herron, Mark - 1993-94-95-96  
Hester, Treyvon - 2013-14-15-16  
Heuer, Michael - 2002-03-04  
Hickman, David - 1966-67-68  
Hicks, Barrion - 1984  
Higgins, Kenny - 2004  
High, Josh - 2014-15  
Hill, Marcus - 1999

Hill, Maurice - 2006-07-08-09  
Hinkle, Dave - 1946-47  
Hinkson, Gary - 1969-70-71  
Hirsler, Tony - 1987-88-89  
Hisson, Carleton - 1928-30-32  
Hladio, Frank - 1969  
Hobbs, Mark - 1972  
Hodge, Roy - 1955-56-57  
Hohenberger, Chris - 1978-79-80-81  
Holfield, Chris - 1994-95-96-97  
**Hollman, Ka'dar - 2016-17**  
Holmes, Chris - 2001-02-03-04  
Holmes, Fred - 1952-53  
Holobetz, Mike - 1965-66  
Holzer, Tom - 1954  
**Hoold, David - 2017**  
Hoogendoorn, Russ - 1959-60-61  
Hook, William - 1923  
Hoover, Harper - 1922-23  
Hopkins, Chris - 2004-05-06-07  
Horton, Kenley - 2003  
Hotz, Don - 1969-70  
Hotz, George - 1969  
**Howard, Reggie - 2017**  
Howell, Dan - 1955-56-57  
Hoyt, Steve - 1981-82-83-84  
Hritzko, Dan - 1941-46-47  
Hromika, Dennis - 1965-66-67  
Hubbard, Shane - 2008  
Hudson, Terrance - 2001-02-03-04  
Huebner, Brad - 1967  
Huffman, Steve - 1985-86-87  
Hugger, Fred - 1949-50  
Hughley, Renza - 1986-87  
Humbert, Gary - 1984  
Hunt, Kareem - 2013-14-15-16  
Hunt, Robert - 1954-55-56  
Huntley, Mark - 1982  
Hunyadi, Butch - 1978-79-80-81  
Hurlburt, Joe - 1977  
Hurt, Mike - 1970-71  
Hurt, Mark - 1973-74-75-76  
Huston, Richard - 1941-46-47  
Huston, Bill - 1975  
Hutchinson, Eric - 1984-86-87  
Huzjak, Ryan - 1993-94-95-96  
Hymore, Frank - 1975-76

**I**  
Ilich, Jovan - 1997-99-00  
Ingles, Tim - 1983-84-85-86  
Irvin, Miquel - 1999-00  
Irvine, Tim - 1971-72  
Isaiah, Rick - 1987-88-89-90  
**J**  
Jackson, Isaiah - 1996-97-98  
Jackson, Jeff - 1980-81  
Jackson, Keon - 2002-03-04-05  
Jackson, Terry - 1990-91-92  
Jackson, Thomas - 1992  
Jackson, Webster - 2001  
Jaeschke, Donald - 1933  
James, Jeff - 1973  
James, Tre - 2014-15  
Jaquillard, Chris - 1993

# Letterwinners (1917-2017)

Jarm, Frank - 1977  
 Jarrett, Olanzo - 1999  
 Jefferson, Ed - 1977-78  
**Jeppesen, Nate - 2014-15-16-17**  
 Jeudy, Lantz - 2002-03  
 Jenkins, Asa - 1951  
 Jesion, Mike - 1965  
 Johnson, Alex - 2007-08-09-10  
 Johnson, Curtis - 1967-68-69  
 Johnson, Delando - 2014-15-16  
**Johnson, Diontae - 2015, 17**  
 Johnson, Gordon - 1922  
 Johnson, Jamie - 1993-94-95-96  
 Johnson, John - 1964-66  
**Johnson, Jon'Vea - 2015-16-17**  
 Johnson, Keith - 1977  
 Johnson, Manny - 1999-00-01-02  
 Johnson, Nate - 1994-95-96  
 Johnson, Pat - 1987-88-89-90  
 Johnson, William - 1949  
 Johnston, Barry - 1984  
 Johnston, Scott - 1971  
 Joliff, Pete - 1959-60-61  
 Jones, Brian - 2002  
 Jones, Bryant - 1983  
 Jones, Corey - 2013-14-15-16  
 Jones, Elijah - 2010-11-12  
 Jones, Jerome - 2008-09-10-11  
 Jones, Joey - 1995-96-97  
 Jones, John - 1987-88



**Curtis Johnson (1967-69) was a starting cornerback for the Miami Dolphins in Super Bowl VII in 1973.**

Jones, Malik - 2017  
 Jones, Marc - 1973  
 Jones, Nate - 2000-01  
 Jones, Orion - 2012-13-14-15  
**Jones, Ronnie - 2016-17**  
 Jones, Steve - 1967-68-69  
 Jones, Waynard - 1984-85  
 Jones-Moore, Damion - 2013-14-15-16  
 Jordan, Anthony - 2002-03-04-05  
 Julian, Michael - 2014-15-16-17

Kaczmarek, Rick - 1972-73-74  
 Kaczur, Nick - 2001-02-03-04  
 Kadlick, Frank - 1941  
 Kagy, Ethan - 2011-12-13  
 Kampfe, Doug - 1962  
 Karikas, Dave - 1975-76-77  
 Kaser, Ed - 1954-55-56  
 Kaser, Richard - 1951-52-53  
 Kasper, Pete - 1978-79-80  
 Kasprzak, Greg - 1986  
**Kassem, Sami - 2017**  
 Katzenstein, Joe - 1952-53  
 Kaufman, Ron - 1960-61  
 Kavanaugh, Matt - 2000  
 Kazmaier, Donald - 1924-26-27-28  
 Kazmaier, Richard - 1924-25  
 Keeler, Dave - 1975  
 Keene, Steve - 1987-88  
 Keesee, Rick - 1985  
 Keim, George - 1971-72-73  
 Keighley, Hank - 2008-11-12  
 Kelleher, Bob - 1975-76  
 Keller, Harry - 1961  
 Keller, Ken - 1917  
 Keller, Nick - 1917  
 Keller, Ray - 1962  
 Kelley, Jason - 1989-90-91-92  
 Kelso, Jim - 1980-81-82-83  
 Kendel, Jim - 1976  
 Kendrick, Dean - 1949  
 Kenerly, Irv - 1976-77-78  
 Kennedy, Mike - 1977-78-79-81  
 Kennedy, Steve - 1972  
 Keran, Dennis - 1967  
 Kerin, Zac - 2010-11-12-13  
 Kern, Brett - 2004-05-06-07  
 Kerner, Richard - 1977  
 Kershaw, Darryl - 1983  
 Kerstetter, Robert - 1938-39  
 Kertz, Joseph - 1930  
 Ketterman, Dal - 1956-57  
 Kettle, Dale - 1930  
 Kidd, Kevin - 1995-96-97  
 Kijowski, Pete - 1955  
 Kilgo, Kevin - 2007  
 King, Anthony - 2007  
 King, Gregg - 1995-96-97-98  
 King, Howard - 1934  
 Kinnee, Matt - 1988-89  
 Kiser, Al - 1955  
 Kissane, William - 1939-40  
 Klaer, Ryan - 1994-96  
 Klotz, Ron - 1960-61-62  
 Klugh, Harvey - 1977  
 Knecht, Ed - 1948-49  
 Knox, Robert - 1966-67  
 Kocsis, Lon - 1979-81-82  
 Kocsis, Rock - 1982  
 Komorowski, Vincent - 1929  
 Kontak, Emil - 1935-36-37  
 Kookan, Ray - 1955-56  
 Kootz, John - 1956  
 Korotky, Harry - 1955  
 Kost, Erik - 2000  
 Kotnik, Don - 1963  
 Kowalski, Kevin - 2007-08-09-10

Krach, Jack - 1949  
 Krach, Joe - 1946-47-48-49  
 Kralik, Frank - 1949-50-52  
 Krall, Gary - 1974  
 Kramer, Pete - 1965-66-67  
 Krasula, Mike - 1976-77  
 Kratch, Colby - 2011-12  
 Kregel, David - 1962-64  
 Kreitzburg, Brock - 1995-96-97  
 Krieger, Daniel - 1925-26-27  
 Krieger, Robert - 1965-66  
 Krimm, Paul - 1986-87-89  
 Krispinsky, Michael - 2004-05-06-07  
 Krugh, Jerry - 1969  
 Kruse, Kevin - 1980  
 Kubiak, Tim - 1993  
 Kuebbeler, Rollin - 1924-25  
 Kuligowski, Craig - 1987-88-89-90  
 Kulon, Adam - 2014-16  
 Kushner, Nick - 1965

**L**  
 Lajewski, Joe - 1988-89-90-91  
 Lamar, Jason - 1997-98-99  
 Lamb, Jeff - 1989-90  
 Lamb, Johnathan - 2008-09-10-11  
 Lamb, Steve - 1980  
 Lamb, Tom - 1988-89-91  
 Lanari, Steve - 1978  
 Landrom, Jamar - 2002  
**Lancia, Connor - 2017**  
 Langel, Gary - 1972  
 Lanzi, Ed - 1952  
 Lanzi, Harry - 1950-51-52  
 Laraway, Jack - 1978-79-80-81  
 Larrick, Justin - 1999  
 Laude, David - 1949  
 Lawrence, Nick - 2005-06-07  
 Lawson, Tony - 1985-88  
 Lee, Tony - 1981-82-83  
 Lefkowitz, Leonard - 1957  
 Lembright, Wynn - 1961-62-63  
 Lemie, Carl - 1946-47  
 Lenehan, D.J. - 2007  
 Lenix, Mike - 1997-98-99  
 Lepley, Pete - 2005  
 Lewis, Al - 1946-47-48-49  
 Lewis, Phil - 2011-12  
 Ligibel, Clarence - 1941-42  
 Linberger, George - 1986-87-88-89  
 Linch, Jack - 2014-15-16-17  
 Lindeman, A.J. - 2010-11-12  
 Lindsay, Matt - 1974-75  
 Lindsay, Phil - 1951  
 Lindsay, Jim - 1981  
 Lindstrom, Gabe - 1997-98  
 Ling, Jeff - 1998-99  
 Lisowski, Robert - 2012-13-14  
 Loeri, Ken - 1977  
 Lomberger, Rudy - 1998-99-00  
 Long, Mel, Sr. - 1969-70-71  
 Long, Mel, Jr. - 1997-98-99-00  
 Long, Paul - 1976-78-79  
 Longenecker, Clinton - 1976  
 Loper, Willie - 1964-65  
 Losonski, Joe - 1936

Love, Clarence - 1994-95-96-97  
 Lovelace, Harold - 1989  
 Lowry, Ron - 1961-62  
 Lucente, Fred - 1938  
 Luderman, Larry - 1974-76  
 Luketich, Frank - 1977  
 Luna, Greg - 2005-06  
 Lundy, Lloyd - 1978-79  
 Lyskowa, Charles - 1940-41  
 Lyons, Al - 1981-82

**M**  
 Mabbott, Eric - 1978  
 Macek, Larry - 1973-74-75  
 Machoukas, George - 1951-52-53-54  
 Mack, Jeremy - 2005-06-07  
 Macon, Dwight - 2011-12-13-14  
 Madison, Ross - 2010-11-12-13  
 Maher, Francis - 1937-38-39  
 Malone, Antonio - 2002-03-04-05  
 Mancz, Greg - 2011-12-13-14  
 Manley, Phillipkeith - 2008-09-10-11  
 Manly, John - 1999  
 Mann, Cliff - 1923  
 Manson, Jason - 1999-2000-01  
 Manthey, Mike - 1973-74-75  
 Manton, Joseph - 1922  
 Manu, Loa - 1990  
 Manuel, James - 1968-69  
 Manuszak, Mike - 1976  
 Marihaugh, Charles - 1924  
 Marinkov, Steve - 1984  
 Marohn, Robert - 1955  
 Marquard, Jim - 1986-87  
 Marotti, Louis - 1937-38-39  
 Marrow, Desmond - 2006-08-10-11  
 Marrow, Vince - 1991  
 Marshall, Douglas - 1928-29  
 Martin, Alfred - 2004-06-07  
 Martin, Astin - 2002-03  
 Martin, Bo - 2003-04-05-06  
 Martin, Don - 1948-49  
 Martin, Jeff - 1932-33  
 Martin, Jordan - 2014-15-16  
 Martin, Robert - 1962-63-64  
 Martin, Ronald - 1962-63-64  
 Martishius, Walt - 1955-56-57  
 Massey, J.D. - 1973-75  
**Mathews, Edrick - 2017**  
 Mathis, Trevon - 2014-15-16-17  
 Matthews, Marcus - 1994-95-96-97  
 Matz, Mike - 1981-82-83  
 Mauss, Carleton - 1948-49  
 Mawer, Stanley - 1917  
 Maxwell, George - 1954-55-56  
**Maynard, Lucas - 2017**  
 Mays, Mark - 1979  
 McBeth, Casey - 1991-92-94  
 McCants, Willie - 1956  
 McCartney, Tom - 1959-60-61  
 McCollum, Andy - 1989-90-91-92  
 McCray, Antwon - 1999-00-01  
 McCreary, Mike - 1986-87-88  
**McCrimmon, Nevone - 2017**  
 McCulley, Skip - 1976-77-78-79  
 McDougale, Scooter - 2004  
 McDowell, Cassius - 2011-12-13

K



# Letterwinners (1917-2017)

McFarlin, Marques - 2005  
 McGuire, Darion - 2207  
 McGuire, Harold - 1983-84-85-86  
 McGuire, Philip - 1926  
 McHugh, Colin - 2008-09-10  
 McInnes, Malcolm - 1922  
 McIntosh, Damien - 2008  
 McKimmy, Dick - 1953-54-55  
**McKinley-Lewis, Danzel - 2016-17**  
 McKinney, Kevin - 1991-92-93-94  
 McKinnon, Hector - 1938-39  
 McLean, Jake - 1998-99-2000-01  
 McManue, Francis - 1930  
 McMillan, Harry - 1964  
 McMorgan, Gifford - 1923  
 McNitt, Scott - 1983  
 McNutt, Henry - 1928-29-30  
 Meadows, Darryl - 1981-82  
 Meenan, Chris - 2007-08  
 Meger, Kevin - 1989-90-91-92  
 Mele, Chris - 1978-81  
 Melfi, Mark - 1987-88-89  
 Mell, James - 1959-60  
 Menefee, Dave - 1978-79-80-81  
 Menefee, Robert - 2002  
 Mingle, Raymond - 1930  
 Meredieth, Casey - 2008  
 Merrick, Chris - 1996-97  
 Meyerhofer, Henry - 1930  
 Miceli, Frank - 1992  
 Middlebrooks, Bob - 1975  
 Miercynski, Leopold - 1926-27  
 Miklovic, Ned - 1956-57-58  
 Milburn, Rick - 1982-83  
 Miley, George - 1947-48-49-50  
 Milkie, Brett - 1978-79  
 Miller, Len - 1974-75  
 Miller, Mel - 1966-67-68  
 Miller, Tony - 2000  
 Milligan, Rolan - 2015  
 Miner, Walt - 1964-65  
 Minna, Marty - 1977  
 Minnfield, Mel - 1971-72-73  
 Mitchell, Ben - 1990  
 Mitchell, Bob - 1977-78-79  
**Mitchell, Bryce - 2017**  
 Mochko, Dale - 1967

Molik, Tom - 1959-60-61  
 Molls, Dan - 2009-10-11-12  
 Montgomery, Jack - 1984-85-86  
 Montgomery, Kevin - 1992-93-94-95  
 Monto, Carl - 1936  
 Moore, Clayton - 1981-82-83-84  
 Moore, Earl - 2016  
 Moore, Lance - 2001-02-03-04  
 Moore, Marquise - 2013-15-16-17  
 Moore, Nick - 2005-06-07-08  
 Moorman, Rod - 1971  
 More, Joseph - 1922  
 Morettete, Al - 1935  
 Morgan, Ainsworth - 1991-92-93  
 Morgan, Charlie - 2017  
 Morgan, Fred - 1955-56  
 Morgan, Steve - 1981-82-83-84  
 Morookian, John - 2008-09-10-11  
 Morris, Corey - 1998-99-2000  
 Morris, Nigel - 2004-05-06  
 Morrison, Steven - 2004-05-06  
 Morrow, Diauntae - 2010-11  
 Moses, David - 1924  
 Moses, Louis - 1927-28  
 Moses, Philip - 1966-67-68  
 Moss, Roland - 1966-67-68  
 Mossburg, Darrell - 1989-90-91-92  
 Moyer, Ken - 1985-86-87-88  
 Mueller, Ron - 1964  
 Mulinix, Jim - 1971-72-73  
 Murdock, Chase - 2012-13-14-15  
 Murin, Frank - 1982-83  
 Murphy, Chris - 2007  
 Murphy, Kevin - 1977  
 Murray, John - 1958-59-60  
 Mussehl, Robert - 1929-30  
 Myers, Jeff - 2011-12-13-14  
 Myner, Robert - 1942

**N**  
**N'Shaka, Neru - 2017**  
 Najarian, Adam - 1932-33-34  
 Nash, Robert - 1939-40-41  
 Nasonti, Ed - 1980  
 Neff, Orin - 1932-33  
 Nelson, Chase - 2012-13-14  
 Nelson, Damon - 1990-92-93

Nemec, James - 1968-69-70  
 Neubrecht, Kenneth - 1929  
 Neuendorf, Doug - 1971-72-73  
 Neumann, Robert - 1957-58  
 Newsome, Ted - 1988-89-90  
 Nichols, Bruce - 1985-86-87-88  
 Nichols, D.J. - 2005-06

Osborne, Mike - 1971-72-73  
 Osborne, Tod - 1938  
 Osborne, Tom - 1972-73-74  
 Othen, Duncan - 1973  
 Otterbacher, Nick - 1998-99-00-01  
 Overholser, Tom - 1960  
 Owens, Terrance - 2010-11-12-13  
 Owens, Thomas - 1927

## P-Q

Page, Eric - 2009-10-11  
 Paige, Taikwon - 2010-11  
 Palian, Joe - 1992-93  
 Pallante, Paul - 1985  
 Palm, Clarence - 1934-35-36  
 Palmer, George - 1919-20-21-22  
 Palmer, Jerry - 1949-50-51  
 Pape, Paul - 1969  
 Paris, George - 1951  
 Parker, Dick - 1957  
 Parker, Marlin - 2007  
 Parker, Troy - 1990-92-93  
 Parkhill, Brent - 1992-93-94-95  
 Parmele, Jalen - 2004-05-06-07  
 Pasquale, David - 2009-10-11-12  
 Patrick, Tyson - 2008  
 Patroulis, John - 1957-58-59  
 Patton, Marc - 1983  
 Patton, Sylvester - 1994-95  
 Peluso, Roger - 1950-51-52  
 Penchef, Benjamin - 1929  
 Penn, David - 1967-68-69  
 Penza, John - 1978-79  
 Penza, Vince - 2010-11-12-13  
 Pepper, Donald - 1938  
 Perkins, David - 2004-05-06-07  
 Pernal, Howard - 1968-70  
 Perry, Golan - 1976-77  
 Perry, John - 1985-86-87-88  
 Perschon, Paul - 2015-16  
 Peters, Greg - 1996-97-98-99  
 Pettee, Alex - 2009-10  
 Pfefferle, Robert - 1966-67-68  
 Petcoff, John - 1925  
 Pete, Leland - 1946-47-48-49  
 Petrakis, John - 1937-38-39  
 Phelps, Rick - 1989  
 Philbin, Nilo - 1928

**Phillips, Desmond - 2016-17**  
 Phillips, Larry - 1978-79  
 Pierce, James - 1922-23  
 Pierre, Josh - 1998  
 Pike, Ben - 2011-12  
 Piskach, Steve - 1951-52  
 Pivorunas, Rich - 1971  
 Pizza, Frank - 1946-47  
 Pizza, Tony - 1946-47  
 Polkinghorn, John - 1993-94-95  
 Pollard, Tyree - 2004-05-06-07  
 Popp, Tony - 1937-38  
 Porter, Cliff - 1983  
 Porter, Tom - 1964  
 Posce, Andy - 1956  
 Poure, Bill - 1981-82-83  
 Powell, Jeremi - 2016  
 Powell, Jim - 1959-60-61



**James Pierce (1922-23) was the Rockets' first African-American team captain and later became a professor.**

Niezgoda, John - 1969-70-71  
 Nikitenko, George - 1985  
 Nixon, Shawn - 2003  
 Nkansah, Elijah - 2014-15-16-17  
 Noble, Danny - 2008-09-10-11  
 Nolan, Thomas - 1962-63  
 Nonnan, Lawrence - 1933  
 Norrils, Cheatham - 2013-14-15  
 Norton, Storm - 2013-14-15-16  
 Nowak, Jerry - 1954-55-56

**O**  
 Odenthal, David - 2003-04  
 Odom, Steve - 2003-04-05-06  
 Ofili, Frank - 2000-01-02-03  
 O'Hara, Bill - 1971-72  
 Ohm, Bryan - 1977  
 Okus, Elmer - 1942  
 Olack, Justin - 2011-12-13-14  
**Olekanma, Richard - 2015-16-17**  
 Olman, Kurt - 1974  
 Olsen, Tim - 1985-86-87-88  
 Olsen, Todd - 1985-86-87-88  
 O'Mailia, Miles - 1971  
 Ondich, Andy - 1957-58-59  
 Opelt, Aaron - 2006-07-08-09  
 Ormejuste, Didier - 2000



**Clarence Palm and Edward Prono starred for the Rockets in the mid-30's.**

# Letterwinners (1917-2017)

Powell, Josh - 2003-04-05-06  
Pree, Drey/Lon - 2007-08-09-10  
Pressler, Larry - 1966-67-68  
Price, Herman - 1973  
Price, Robert - 1976-77  
Pringle, Ricky - 2013-14  
Prono, Edward - 1933-34-36  
Purtill, James - 1951  
Quinn, Daris - 2008-09  
Quinn, Zack - 2014-15-16-17

## R

Rahman, James - 1955  
Ramsdell, Kenneth - 1946-47  
Rance, James - 1967-68-69  
Rancifer, Charles - 2010-11  
Randolph, Darric - 2001-02-03  
Ratajczak, Robert - 1949-50  
Raub, Brian - 1988-89-91  
Rawlik, Steve - 1972-73-74  
Reagan, Robert - 1946  
Reading, George - 1922  
Reasonover, Darrel - 1970  
Redd, Andre - 2005-06-07  
Reed, Wilbur - 1956-57  
Reed, Brent - 1978-79-80-81  
Reedy, Bernard - 2010-11-12-13  
Reeves, Darius - 2011  
Reeves, Lionel - 1978-79  
Rehm, Ernie - 1935-36  
Reichart, Bo - 1992-93-94  
Reilly, Leonard - 1924  
Remy, Marc - 2013-14-15-16  
Resseguie, Scott - 1974-75-76  
Reynolds, Lem - 1996-97-98  
Rhea, Mark - 1988-89-90-91  
Rhodes, David - 1961-62-63  
Rice, Kollin - 1992  
Richards, Darryl - 2015-16-17  
Richards, George - 1942  
Richards, Jason - 1994-95-96-97  
Richards, Ron - 1956-57  
Richmond, Lester - 2006-07-08-09  
Rideout, Oliver - 1927  
Riddle, Randy - 1965-66-67  
Riddle, Todd - 1997  
Ridgway, David - 1977-78-79-80  
Ridgway, Don - 1954  
Riesen, Matt - 1993-94-95  
Riley, Granville - 2017  
Riley, Malcolm - 2008-09-10-11  
Ripple, Carl - 1937-38  
Ritz, Ken - 1956  
Rivers, Jerome - 1980  
Robbins, Jason - 2002-03-04-05  
Roberts, Johnnie - 2010-11  
**Roberts, Keelen - 2017**  
Roberts, Michael - 2014-15-16  
Roberts, Ron - 1969-70-71  
Robertson, John - 1941  
Robinson, Charles - 1979  
Robinson, Capus - 1980-81-82-83  
Robinson, Jermaine - 2009-10-11-12  
**Robinson, Khalil - 2017**  
Robinson, Robert - 1946-47

Rode, Josh - 2015  
Rogan, Jack - 1964  
Rogers, DeJuan - 2013-14-15-16  
Rogers, Zach - 2012-13-14  
Rohal, Jack - 1975-76  
Rohde, Lavern - 1980  
Rohrs, David - 1986-87-88  
Rokicki, Charles - 1974  
Rollins, Kevin - 1997-98-99-00  
Roney, Jim - 1975  
Rose, Bob - 1969-70-71  
Rosenbauer, Zac - 2011-12-13-14  
**Rosi, Drew - 2017**  
Rosi, Steve - 1992-93-94-95  
Ross, James - 1996-97  
Ross, John - 1972-73-74



**Gib Stick, a letterwinner for the Rockets from 1921-24, was one of UT's first stars.**

## Ross, Willie - 2016-17

Rothlisberger, Ollie - 1935-36  
Rowland, Chuck - 1981-82  
Runyan, Craig - 2013-14  
Russell, Alonzo - 2012-13-14-15  
Russell, Marlin - 1979-80-81-82  
Russell, Mike - 1979-80-81-83  
Ryan, Michael - 1991  
Ryan, Phil - 1959  
Ryan, William - 1960  
Ryan, William - 1938  
Ryder, Brett - 1987

## S

Sacco, Mike - 2004  
Sager, A.J. - 1984-85-86  
Sammons, William - 1964-65-66  
Sample, Chuck - 1940  
Sandor, Paul - 1984-85-86-87  
Santii, Carl - 1940  
Santoro, Gil - 1952-53-54  
Sargent, Larry - 1964-65

Saunders, John - 1969-70-71  
Saunders, Keith - 1986-87-88-89  
Savage, Antjuan - 1995-96-99  
Scanlon, Mike - 1965-66  
Schaefer, Michael - 1997-98-99-00  
Schafer, Steve - 1981-82  
Scheetz, Robert - 1964  
Scherting, Jeff - 1983  
Schlachter, Brad - 1987-88  
Schlachter, Charles - 1936  
Schlachter, Chris - 1989-90-91-92  
Schlemmer, Elmer - 1928  
Schmidt, Robert - 1940-41  
Schneider, Brent - 1986-87  
Schneider, John - 1946-47  
Schneider, John - 1965-66-67  
Schneider, Herman - 1925  
Schnitkey, Steve - 1969-70-71  
Schoen, Scott - 1966  
Schoonmaker, Raymond - 1929  
Schultz, Fred - 1998  
Schwartz, Al - 1951-52-53  
Schwartz, Joe - 1970-71-72  
Scorziell, David - 1967-68  
Scott, Cordale - 2011-12  
Scott, Ed - 1972-73-74  
Scott, Rick - 1995-96  
Scrutchins, Ed - 1960-61  
Sehzue, Paul - 1997-98  
Serian, Mark - 1979  
Seyfang, Fred - 1940-41-42  
Seymour, Don - 1972-73-74  
Seymour, Jim - 1973-75-76-77  
Seymour, Richard - 1967-68-69  
**Seymour, Shakif - 2017**  
Shaah, Opio - 1997  
Shapiro, Albert - 1925  
Sharkoff, Lou - 1946-47  
Sharpe, Donald - 1927-28-29  
Shaw, Greg - 1976  
Shea, Edward - 1942  
Shelly, Charles - 1933-34  
Shepard, Robert - 1933  
Sherman, Marv - 1975-76  
Sherman, Mike - 1976-77-78  
Shinkle, Ted - 1940-41  
Shively, Arlo - 1922-23-24  
Shreve, Joel - 2007  
Shugur, John - 1958  
Shuler, Joe - 2006-07  
Shumaker, Matt - 2007-09  
Shutt, John - 1946-47-48  
Siek, Jeff - 1969-70  
Siemens, Joe - 1940  
Silva, Nick - 1949-50-51  
Simon, Dave - 1977  
Simpson, Paul - 1991  
Simrell, Dan - 1962-63-64  
Simrell, Dave - 1975-77  
Simrell, Geoff - 1989-90-91  
Simms, Demetris - 2000-01-02  
Sims, William - 1956-57-58  
Singer, Mark - 2008-09-10-12  
Singleton, Ira - 1997-98-99-00  
Skeldon, Ned - 1942  
Skilliter, Gordon - 1922-23

## Skipper, Tuzar - 1916-17

Slater, Mike - 1975-76  
Slovak, Marty - 1935-36-37  
Slovak, Robert - 1939-40  
Smead, George - 1932  
Smiley, Arnold - 1981-82-83  
Smiley, Alan - 1987-88-89  
Smith, Abe - 1922  
Smith, Brad - 2016-17  
Smith, Christian - 2010-11-12-13  
Smith, Dwayne - 1987-88-89-90  
Smith, Earl - 1934  
Smith, Glyn - 1970-71  
Smith, Maynard - 1928  
Smith, Robert - 1960-61-62  
Smith, Robert - 1959-60  
Smith, Red - 1917  
Smith, Sylvester - 1952-53-54  
Smith, Trumaine - 2006-07  
Smith, William - 1933-34-35  
Smolinski, Edward - 1932-33-34  
Sneed, Barry - 1964-65-66  
Snider, Robert - 1939  
Sorosiak, Len - 1957  
Southard, Burton - 1934-35  
Southard, Edward - 1933  
Spelman, Brad - 2014-15-16-17  
Spidel, Doug - 1986-87-88-89  
Spiece, Jason - 1998-99-00  
Spohler, Anson - 1948-49-50  
Spooner, Jack - 1935  
Spriggs, James - 1993-94-95-96  
Spring, Mark - 1992-93-94-95  
Stafford, Kenny - 2008-09-10-11  
Stafford, Marc - 1993-94  
Stahl, Robert - 1940-41  
Stalma, Joe - 1951-52  
Stallworth, Henry - 1981-82  
Stanley, James - 1999-00-01-02  
Stanwick, David - 1996  
Staples, Mark - 1979  
Starkey, Fred - 1917  
Stauber, Gene - 1942-46-47  
Stehno, Charles - 1958-59  
Steigerwald, Alex - 2006-07-08-09  
Steitz, Jim - 1993-94-95  
Stepec, John - 2013-14-15-16  
Stephens, Frank - 1985  
Stephens, Jerome - 1983  
Stevens, Robert - 1960  
Stewart, Charles - 1936  
Stick, Gilbert - 1921-22-23-24  
Stobart, David - 1981  
Stoltz, Jerry - 1958-59-60  
Stoltz, Mike - 1982  
Strait, Jared - 2010-11-12  
Stroh, Dean - 1964-65  
Stroman, Bob - 1972  
Stone, Pete - 1992-93-94-95  
Stoner, Jim - 1985  
Struck, Lee - 1993  
Suggs, Keith - 2011-12  
Summers, Brandon - 2006  
Summers, Derrick - 2006-07-08-09  
Sumpter, Rasche - 1995-96-97  
Sutter, Mark - 1976-77-78



# Letterwinners (1917-2017)

Swanson, Daxton - 2009  
Swanson, Terry - 2014-15-16-17  
Swart, Nate - 2017  
Swartz, Noah - 1999-00-01-02  
Swick, Gene - 1973-74-75  
Swift, Connery - 2014-15-16  
Swint, Ken - 1965-66  
Switzer, Kevin - 1980  
Sylvestre, Junior - 2011-12-13-14  
Szelagowski, Ted - 1940-41

## T

**Taafe, Tyler - 2015-16-17**  
Tait, Tajuan - 1998  
Tait, Wasean - 1993-94-95-98  
Tambur, Guido - 1949  
Tammarine, Keith - 1986  
Taormina, Julius - 1951-53  
Taormina, Mike - 1974  
Tate, Richard - 1956  
Tatum, Rodney - 1983-84-85  
Tatum, Roland - 1988-89  
Taylor, Carleton - 1933  
Taylor, Chester - 1998-99-00-01  
**Teachey, Josh - 2015-16-17**  
Tedora, Adam - 2000-01  
Tepe, Carl - 1948-49  
Tetzel, David - 1968  
Thayer, Gordon - 1932-33-34  
Thibert, James - 1960-61-62  
Thigpen, Albert - 1988-89-90-91  
Thitoff, Seth - 2003-04-05-06  
Thomas, Adonis - 2008-09-10-11  
Thomas, David - 2002-03-04-05  
Thomas, Don - 1966  
Thomas, John - 1983-84-85-86  
Thomas, Paul - 1942  
Thomas, Scott - 1942

**Thompkins, Art - 2016-17**  
**Thompson, Cody - 2014-15-16-17**  
Thompson, Scott - 1972  
Thomson, Christian - 1926-27-28  
Tillman, Joseph - 1917  
Tisci, Sam - 1955-56-57  
Tobias, Dennis - 1967-68  
Tomasewski, Jack - 1966  
Tombaugh, Ben - 1988-89-90-91  
Tolland, Rick - 1972-75  
Torio, Richard - 1950  
Torres, Ramon - 1995-96  
Toth, Phil - 1955  
Townsend, James - 1985-88-89  
Trautman, Ray - 1967  
Travis, Keith - 1996-97-98-99  
Triplett, Mel - 1951-52-53-54  
Trotter, Neil - 1987-88-89-90  
Trumbull, Raymond - 1924  
Tucker, Marc - 1974  
Tucker, Mel - 1966-67-68  
Tucker, Melvin - 1980-81-82-83  
Tuminello, Chris - 1999-2000-01-02  
Tunnell, Emlen - 1942  
Turner, Ed - 1975-76-77  
Turner, Jameel - 1996-97-98-99  
Turner, Jason - 1997  
Turner, Ray - 1956

Turner, Ray - 2002-03  
Tyler, James - 1967-68-69

## U-V

Umbles, Clayton - 1954-55-56  
Underwood, Joe - 2007-08  
Vaillant, Matt - 1996-97-98  
VanDerMeulen, Mike - 2008-09-10-11  
Van Ryzin, Arthur - 1938-39  
Van Fossen, Tom - 1987  
Varajon, Mike - 1984-86  
Varajon, Nick - 1988-89-90  
Vargo, Dan - 1987-88-89-90  
Veal, Kenny - 2008-09  
Veasley-Pettis, Myshan - 2007-08-10  
Vehar, Brian - 1982-83-84  
Vergiels, Jack - 1959

**Vest, Jameson - 2015-16-17**



**Tony Wolokzko lettered before and after World War II.**

Vickes, Bob - 1970-72  
Vicroy, Jim - 1975  
Vitale, James - 1950-51-52  
Voss, Trent - 2012-13-14-15  
Vucelich, Samuel - 2015-16-17

## W

Wadsworth, Roger - 1950-51-52  
Wagers, Alfred - 1922  
Wakeman, Chris - 2003-04-05  
Walker, Chris - 2000  
Walker, Dave - 1981-82-83  
Walker, Damon - 1995-96  
Walker, Jake - 2008  
Walker, John - 1981-82-83  
Walkosky, David - 1987-88-89-90  
Wall, Matt - 2011-12-13  
Wallace, Chris - 1997-98  
Walls, Reggie - 1992-93  
Walsler, Jim - 1975-76  
Walsh, Jay - 1981-82-84-85  
Walsh, Terry - 1977-78-79  
Walters, Edward - 1922

Walters, Ernest - 1926-27  
Waltz, Alva - 1929  
Wampfler, Tad - 1979-80-81  
Wandtke, Dick - 1946-47  
Ward, Kenneth - 1922-23  
Ward, Tom - 1999-2000-01-02  
Ware, DeAndre - 2007  
Warnement, Rick - 1973-74  
Warner, Gordon - 2007  
Warrick, Bert - 1952-53  
Warrinh, Robert - 1928  
Warych, Joe - 1941-42  
Wasczenski, Bob - 1986-87  
Washington, Anthony - 2008-09  
Washington, David - 2004-05-06-07  
Washington, Jason - 2007  
Wasserman, Rick - 1975-76  
Walters, Douglas - 1926  
Wawrzyniak, Jeff - 1966  
Weaver, Chuck - 1962-63  
Weaver, Joe - 1996-97-98  
Weaver, Tom - 1978-79  
Webb, Charlie - 1991-92-93-94  
Weber, Dan - 1939  
Weber, Joe - 1996  
Wechtel, George - 1922  
Weeks, Fred - 1957  
Weinblatt, Morris - 1923-24  
Weisenberg, Ralph - 1936-38-39  
Weiss, Brant - 2015-16-17  
Weiss, Fred - 1940  
Welling, Jerry - 1933-34-35  
Wendel, Howard - 1935  
Wening, Jug - 1946-47  
Westbrook, Douglas - 2006-08-09-10  
Westrich, Colin - 1995-97-98-99  
Whately, Randy - 1973-74  
Whelling, Gerald - 1933  
Whetsel, Dan - 1993-94  
Whittaker, Chaz - 2012-13-14-15  
White, John - 1926-28  
White, Mark - 1983  
White, Tom - 1983  
**Whitfield, Marcus - 2015-16-17**  
Whitfield, Rob - 1994-95-96  
Whitlow, Rodney - 1984-86  
Wickter, John - 1933-34-35  
Wilcher, Kishon - 2012-13-14-15  
Wilcox, Phil - 1976  
Wiles, William - 1932  
Wilke, Dennis - 1958-59  
Willey, Donald - 1929  
Williams, Brent - 1982-83-84-85  
Williams, Chaz - 2001-02-03  
Williams, Chris - 1995-96-97  
Williams, Chris L. - 2001  
Williams, Dan - 1990-91-92  
Williams, Dave - 1971-72-73  
Williams, Doug - 1977-78-79  
Williams, Greg - 1987  
Williams, J.D. - 1998  
**Williams, Jordan - 2016-17**  
Williams, Larry - 1957  
Williams, Morgan - 2008-09-10-11  
Williams, Stephen - 2006-07-08-09  
Williams, Tim - 1991

## Williams, Victor - 2017

Williams, Virgil - 1979  
Williamson, Sean - 2004-05-06-08  
Willis, Ed - 1954-55  
Willis, Terrell - 2007-09-10  
Willoughby, Art - 1973  
Wilson, Aristotle - 1992-93-94-95  
Wilson, Kenneth - 1968-69-70  
Wilson, Jim - 1972  
Wilson, Jim - 1989  
Wilson, Vince - 1995-96  
Windover, Joe - 1987-88-89-90  
Wisbon, Ben - 1953-54  
Witkowski, David - 1967-68-69  
Wise, Jack - 1951-52-53  
Wolodzko, Tony - 1941-46-47

## Womack, Sam - 2017

Wood, Pierce - 1924-26  
Woodley, Ja'Wuan - 2014-15-16-17  
Woodside, Logan - 2013-14-16-17  
Wooley, Justin - 1996-97-98  
Wozniak, Jon - 1967-68  
Wozniak, Robert - 1962  
Wray, Richard - 1981-82  
Wright, Darin - 1979-80-81-82  
Wright, Dave - 1976  
Wright, Demetrius - 1992  
Wright, Donald - 1954-55-56  
Wright, Eddie Lee - 1956-57-58  
Wright, Jeremy - 2004  
Wujciak, Stanley - 1927  
Wurst, Roch - 1975-76-77-78  
Wymer, Gary - 1964  
Wyper, Donald - 1965-66-67  
Wysocki, Clifford - 27

## X-Y-Z

Yanowsky, Don - 1979-80  
Yanowsky, Joe - 1979-80-81  
Yarmel, Vince - 1965  
Yasenchak, Donald - 1968-69  
Yelley, Mike - 1975-76-77  
Yenrick, Phil - 1961-62-63  
Young, Keith - 1972-73-74  
Yousey, Zach - 2013-14-15-16  
Youssef, Hany - 1989  
Zabinski, Sean - 2005  
Zapsic, Richard - 1958-59-60  
Zemia, Michael - 1939  
Zimmerman, Fred - 1963-64-65  
Zimmerman, Robert - 2013  
Zimmerman, Tim - 1974-75  
Zink, Arnold - 1947  
Zittel, Fred - 1949  
Zmolik, Alex - 2012-13-14-15  
Zolciak, Gary - 1975-76-77  
Zonker, Terry - 1984  
Zuchowski, Ted - 1941-46-47  
Zulch, Richard - 1948-49



# Team Awards

## JIM NICHOLSON AWARD

Jim Nicholson became UT's first full-time football coach in April of 1930, at a time when the current Bancroft campus was still under construction. He upgraded the schedule and instituted organized recruiting, eventually building UT into a powerful and respected football program. In 1935, his final season, the Rockets finished 6-2-1, including a 63-0 win over Bowling Green that led to a 13-year cessation of the rivalry between the two schools.

Nicholson helped design the Glass Bowl, and after his retirement as coach participated in reorganizing the Varsity 'T' Club. Nicholson later became an industrialist and civic leader in the City of Toledo. Established in 1963, the Nicholson Trophy honors the player contributing the most toward the success of the team. The selection is made by the players.

1963 - Wynn Lembright (tackle)  
 1964 - Dan Simrell (quarterback)  
 1965 - Fred Zimmerman (end)  
 1966 - Barry Sneed (linebacker)  
 1967 - Tom Beutler (middle guard)  
       John Schneider (quarterback)  
 1968 - Roland Moss (tailback)  
 1969 - Ken Crots (kicker)  
 1970 - Chuck Ealey (quarterback)  
 1971 - Chuck Ealey (quarterback)  
 1972 - Joe Schwartz (tailback)  
 1973 - Gene Swick (quarterback)  
 1974 - John Ross (open end)  
 1975 - Gene Swick (quarterback)  
 1976 - Aaron Bivins (linebacker)  
 1977 - Aaron Bivins (linebacker)  
 1978 - Joe Conroy (defensive end)  
 1979 - Mike Kennedy (defensive back)  
 1980 - Mike Grayson (defensive tackle)  
 1981 - Mike Kennedy (defensive back)  
 1982 - Jim Kelso (quarterback)  
 1983 - Mike Russell (defensive end)  
 1984 - Steve Morgan (tailback)  
 1985 - Bob Beemer (defensive end)  
 1986 - Kelvin Farmer (tailback)  
 1987 - Steve Huffman (linebacker)  
 1988 - Jon Bowsher (defensive back)  
 1989 - George Linberger (guard)  
 1990 - Jerry Evans (tight end)  
 1991 - Matt Eberflus (linebacker)  
 1992 - Kevin Meger (quarterback)  
 1993 - Terry Jackson (defensive line)  
 1994 - Calvin Bransford (tight end)  
 1995 - Wasean Tait (tailback)  
 1996 - Craig Dues (linebacker)  
 1997 - Chris Wallace (quarterback)  
 1998 - Darrick Beckwith (linebacker)  
 1999 - Jameel Turner (defensive back)

2000 - Jim Harding (offensive lineman)  
       DeJuan Goulde (defensive end)  
 2001 - Leo Frierson (defensive lineman)  
 2002 - Tom Ward (linebacker)  
 2003 - Tim Dirksen (offensive lineman)  
 2004 - Michael Broussard (defensive back)  
 2005 - Anthony Jordan (linebacker)  
 2006 - Mike Alston (linebacker)  
 2007 - Jalen Parmele (running back)  
 2008 - Aaron Opelt (quarterback)  
 2009 - Barry Church (safety)  
 2010 - Eric Page (wide receiver)  
 2011 - Adonis Thomas (running back)  
 2012 - Dan Molls (linebacker)  
 2013 - Junior Sylvestre (linebacker)  
 2014 - Greg Mancz (center)  
 2015 - Cheatham Norrils (cornerback)  
 2016 - Kareem Hunt (running back)  
 2017 - Logan Woodside (quarterback)



**Logan Woodside**





# Team Awards

## COHEN FRESHMAN OF THE YEAR AWARD

Named after longtime UT booster, Norman Cohen, and established in 1964, the Cohen Award honors the Rocket "Freshman of the Year."

1964 - Pete Kramer, HB  
1965 - Roland Moss, HB  
1966 - Steve Jones, QB  
1967 - Terry Kenneally, E  
1968 - Chuck Ealey, QB  
1969 - Jeff Calabrese, E  
1970 - Mel Gaines, HB  
1971 - Gary Langel, LB  
1972 - Scott Thompson, C  
1973 - Marc Jones, DE  
1974 - Joe Conroy, DE  
1975 - Joe Gotwald, DT-MG  
1976 - Skip McCulley, RB  
1977 - Mike Kennedy, DB  
1978 - Chris Hohenberger, OL  
1979 - Lon Kocsis, TE  
Darin Wright, DT  
1980 - Jim Kelso, QB  
1981 - Steve Morgan, RB  
Steve Hoyt, LB  
1982 - Eddie Harris, RB-WR  
1983 - Tim Inglis, LB  
1984 - Tom Gruno, DE  
1985 - Tyler Burdick, TE  
1986 - Paul Krimm, P  
1987 - Steve Bailey, LB  
Dwayne Smith, LB  
1988 - Albert Thigpen, C/G  
1989 - Brian Borders, P  
1990 - Troy Parker, TB  
1991 - Chadd Dehn, OT  
1992 - Pete Stone, C  
1993 - Wasean Tait, TB  
1994 - Sylvester Patton, FS  
1995 - Brock Kreitzburg, WR  
1996 - Greg Peters, OT  
1997 - Mel Long, WR  
1998 - Andy Boyd, FS  
1999 - David Gardner, LB  
2000 - Brandon Hefflin, CB  
2001 - Nick Kaczur, OT  
2002 - Keon Jackson, Rover

2003 - Steve Odom, WR  
2004 - John Greco, OT  
2005 - John Allen, TE  
2006 - Barry Church, SS  
2007 - Kevin Kowalski, OG  
2008 - Mark Singer, FS  
2009 - Eric Page, WR  
2010 - Terrance Owens, QB  
2011 - Greg Mancz, OL  
2012 - Alonzo Russell, WR  
2013 - Offense: Kareem Hunt, RB  
Defense: Treyvon Hester, DT  
2014 - Offense: Terry Swanson, RB  
Defense: Trevon Mathis, CB  
2015 - Jameson Vest, K  
2016 - DeDarallo Blue, S  
2017 - Shakiff Seymour, RB



**Shakiff Seymour**



# Team Awards

## BINDER MEMORIAL AWARD

Jon Binder, who lettered as a walk-on in 1987, died of Hodgkin's disease on September 1, 1991. A native of Temperance, Mich., and a graduate of Bedford High School, Binder drew praise from the UT coaches for his dedication and determination.

Established the year of his death, the Binder Memorial Award is given to the walk-on player who exemplifies the courage, character, heart and spirit of Jon Binder in both the classroom and on the field.



**Brant Weiss**

1991 - Tyson Harder  
1992 - Frank Miceli  
1993 - Dave Mangas  
1994 - Romules Durant  
1995 - Mike Saggese  
1996 - Joe Weaver  
1997 - Romules Durant  
1998 - Clint Mondell  
1999 - Chris Williams  
2000 - Ryan Fortner  
2001 - Brian King  
2002 - Tim Averhart  
2003 - Clark Baker  
2004 - Jeremy Wright

2005 - Matt Tramba/  
David Fatula  
2006 - Matt Shumaker  
2007 - Myshan Veasley-Pettis  
2008 - Shane Hubbard  
2009 - Matt Shumaker  
2010 - Myshan Veasley-Pettis  
2011 - Matt Wall  
2012 - A.J. Lindeman  
2013 - Ethan Kagy  
2014 - Connery Swift  
2015 - Nick Ellis  
2016 - Ka'dar Hollman  
2017 - Brant Weiss

## HANSON SENIOR SCHOLAR-ATHLETE

The Daniel and Mary Jo Hanson Senior Scholar-Athlete Award is given to the senior with the highest cumulative grade-point average.

1994 - Chadd Dehn  
1995 - Mark Spring  
1996 - Aaron Avery  
1997 - Loren Burkey  
1998 - Gabe Lindstrom  
1999 - Jameel Turner  
2000 - Michael Schaefer  
2001 - Todd France  
2002 - Chris Tuminello  
2003 - Frank Ofili  
2004 - Lance Moore  
2005 - Jason Robbins

2006 - Shaun Fitzgibbons  
2007 - Mike Krispinsky  
2008 - Clint Cochran  
2009 - Beau Brudzinski  
2010 - Kevin Kowalski  
2011 - Colin McHugh  
2012 - Ben Pike  
2013 - Matt Wall  
2014 - Zach Rosenbauer  
2015 - Alex Zmolik  
2016 - Storm Norton  
2017 - Liam Allen



**Liam Allen**

## FINDLAY COMMUNITY SERVICE AWARD

The Findlay Service Award is given to the player who contributes the most to the Toledo community. The award is named in honor of UT alumni and supporters Jim and Celia Findlay.



**Cody Thompson**

2002 - Donta' Greene  
2003 - Trinity Dawson  
Andrew Clarke  
2004 - Chris Holmes  
2005 - Bruce Gradkowski  
2006 - Steve Odom  
2007 - Brett Kern  
2008 - John Allen  
2009 - Buster Garrett

2010 - Johnnie Bush  
2011 - Johnathan Lamb  
2012 - Hank Keighley  
2013 - Jayrone Elliott  
2014 - Rashad Irvin  
2015 - Chaz Whittaker  
2016 - Brad Spelman/Quincy Iverson  
2017 - Cody Thompson






# Team Awards

## GUS YEAGER LEGACY AWARD

The Gus Yeager Legacy Award is given to the player who provides the best spiritual leadership. It is named after longtime team chaplain Gus Yeager.



**Brad Spelman**

2007 - Brett Kern  
2009 - DaJuane Collins  
2010 - Colin McHugh  
2011 - Colin McHugh  
2012 - Ben Pike  
2013 - Christian Smith  
2014 - Jeremiah Detmer  
2015 - Alex Zmolik  
2016 - Zach Yousey  
2017 - Brad Spelman

## FUTURE TEAM PLAYER AWARD

2011 Offense - Cordale Scott  
Defense - Elijah Jones  
2012 Offense - Danny Larkins  
Defense - Derek Batt/Josh High  
2013 Offense - Nate Jeppesen  
Defense - Connery Swift  
Special Teams - Josh High  
2014 Offense - Chris Jones  
Defense - Olanukanmi Adeniyi  
Special Teams - Richard Olekanma  
2015 Offense - Mitch Guadagni  
Defense - Aaron Covington  
Special Teams - Art Thompkins  
2016 Offense - Art Thompkins  
Defense - Ronnie Jones  
2017 Offense - Nicholas Sims  
Defense - AJ Crider  
Special Teams - Zachary Ford



**Nicholas  
Sims**



**AJ  
Crider**



**Zachary  
Ford**

## LAUTERBUR LEADERSHIP AWARD

Named for coaching legend Frank Lauterbur, this award honors players who have shown exceptional leadership skills.

2012 - T.J. Fatinikun  
2013 - David Fluellen  
2014 - Dwight Macon/Trent Voss  
2015 - Phillip Ely  
2016 - DeJuan Rogers/Cody Thompson  
2017 - Terry Swanson



**Terry  
Swanson**

## UNSUNG HERO AWARD

2010 Offense - Nate Cole  
Defense - Alex Johnson  
2011 None awarded  
2012 Offense - David Pasquale  
Defense - Phil Lewis/Danny Farr  
Special Teams - Jeremiah Detmer  
2013 Offense - Greg Mancz  
Defense - Chase Murdock  
Special Teams - Matt Wall  
2014 Offense - Josh Hendershot  
Defense - Ray Bush  
Special Teams - Drake Fletcher  
2015 Offense - Ruben Carter  
Defense - Orion Jones  
Special Teams - John Stepec  
2016 Offense - Damion Jones-Moore/Mike Ebert  
Defense - Connery Swift  
Special Teams - Marc Remy  
2017 Offense - Elijah Nkansah  
Defense - Marquise Moore  
Special Teams - Zach Quinn



**Elijah  
Nkansah**



**Marquise  
Moore**



**Zach  
Quinn**



# Team Awards

## OFFENSIVE MVP

2010 - Adonis Thomas  
2011 - Eric Page  
2012 - David Fluellen  
2013 - Zac Kerin  
2014 - Kareem Hunt  
2015 - Cody Thompson  
2016 - Logan Woodside  
2017 - Logan Woodside



**Logan Woodside**

## DEFENSIVE MVP

2010 - Archie Donald  
2011 - T.J. Fatinikun  
2012 - Jermaine Robinson  
2013 - Jayrone Elliott  
2014 - Orion Jones  
2015 - Rolan Milligan  
2016 - John Stepec  
2017 - Trevon Mathis



**Trevon Mathis**

## SPECIAL TEAMS MVP

2010 - Isaiah Ballard/Tim Cortazzo  
2011 - Eric Page  
2012 - Bernard Reedy  
2013 - Jeremiah Detmer  
2014 - Jeremiah Detmer  
2015 - Juwan Haynes  
2016 - Jack Linch  
2017 - Jack Linch



**Jack Linch**





# Team Captains




**Gib Stick**




**Tom Beutler**



**Chuck Ealey**



**Aaron Bivins**



**Kent Bishop**



**Wasean Tait**

1917  
Ken Keller  
1919  
Leland Altaffer  
1920  
George Wechtel  
1921  
George Wechtel  
1922  
Burton Ford  
1923  
James Pierce  
1924  
Gilbert Stick  
1925  
Richard Kazmier  
1926  
Dodge Alexander  
1927  
Don Kazmier  
1928  
Harold Dunn  
1929  
Harold Dunn  
1930  
Don Sharp  
1932  
Babe Hissong  
1933  
Chuck Shelley  
1934  
Ed Smolinski  
1935  
Jerry Welling  
1936  
Louis DiSalle  
Clarence Palm  
1937  
Marty Slovak


1938  
Tony Popp  
1939  
Francis Maher  
1940  
Warren Densmore  
1941  
Warren Gongwer  
1942  
Clarence Ligibel  
1946  
Bill Gall  
1947  
Tony Wolodzko  
1948  
Mardo Hamilton  
Mike Carman  
1949  
Ed Burrus  
George Miley  
1950  
Denver Beck  
1951  
Jim Gasiorowski  
Jerry Palmer  
1952  
Bob Carson  
Dick Gordon  
Roger Wadsworth  
1953  
Chuck Barcelona  
George Machoukas  
1954  
Mel Triplett  
George Machoukas  
1955  
Jim Rahman  
1956  
Clayton Umbles  
Andy Posce

1957  
Dan Howell  
Sam Tisci  
1958  
Jim Cameron  
1959  
Occie Burt  
Tom Gibney  
1960  
Jack Campbell  
Jerry Stoltz  
1961  
Russ Hoogendorn  
Tom McCartney  
1962  
Frank Baker  
Jim Thibert  
Ron Klotz  
1963  
Wynn Lembright  
1964  
Dan Simrell  
1965  
Jim Berkey  
Lee Emery  
1966  
Barry Sneed  
1967  
John Schneider  
Tom Beutler  
1968  
Mel Tucker  
Bob Pfefferle  
1969  
Curtis Johnson  
Dave Penn  
Jim Rance  
1970  
Tom Duncan  
Tony Harris


1971  
Chuck Ealey  
Gary Hinkson  
Mel Long  
1972  
Steve Donahue  
Joe Schwartz  
1973  
Doug Neuendorf  
Mel Minnfield  
Pete Alsup  
1974  
Ed Farris  
John Ross  
Ed Scott  
1975  
Larry Macek  
Gene Swick  
Keith Young  
1976  
Mike Bell  
Matt Lindsay  
Keith Young  
1977  
Aaron Bivins  
Jeff Hepinstall  
1978  
Joe Conroy  
Jon Gotwald  
1979  
Mike Alston  
Doug Williams  
1980  
Mike Grayson  
1981  
Maurice Hall  
Jack Laraway  
1982  
Marlin Russell  
Darryl Meadows  
Steve Schafer



# Team Captains



**Chris Wallace**



**Tavares Bolden**



**Bruce Gradkowski**



**John Greco**



**DeJuan Rogers**



**Cody Thompson**

Mike Russell

**1983**

Jim Kelso

Jeff Bushong

**1984**

Kent Bishop

Steve Hoyt

**1985**

Bob Beemer

Brent Williams

**1986**

Tim Inglis

Harold McGuire

Jeff Burns

**1987**

Pat Delaney

Steve Huffman

Paul Sandor

**1988**

Jon Bowsher

Ken Moyer

**1989**

George Linberger

Doug Spidel

**1990**

Marcus Amick

Rick Isaiah

Pat Johnson

Dwayne Smith

**1991**

Darren Anderson

David Andrews

Matt Eberflus

Al Thigpen

**1992**

Andy McCollum

Kevin Meger

Darrell Mossburg

Dan Williams

**1993**

Al Baker

Terry Jackson

Casey McBeth

**1994**

Chadd Dehn

John Formentin

Casey McBeth

Bo Reichart

**1995**

Aristotle Wilson

Jamal Belt

Steve Rosi

Pete Stone

**1996**

Wasean Tait

Ryan Huzjak

Craig Dues

Jamie Johnson

**1997**

Jim Bates

Clarence Love

Jason Richards

Wasean Tait

**1998**

Gregg King

Matt Vaillant

Chris Wallace

Justin Wooley

**1999**

Mike Bilik

Keith Travis

Jameel Turner

Colin Westrich

**2000**

DeJuan Goulde

Lyle Green

Jim Harding

Kevin Rollins

**2001**

Tavares Bolden

Andy Boyd

Matt Comer

Leo Frierson

Chester Taylor

**2002**

David Gardner

Donta' Greene

Chris Tuminello

Tom Ward

**2003**

Andrew Clarke

Tim Dirksen

Paul Dye

Frank Ofili

Chaz Williams

**2004**

Patrick Body

Bruce Gradkowski

Anthony Jordan

Lance Moore

**2005**

Trinity Dawson

Bruce Gradkowski

Keon Jackson

Anthony Jordan

David Thomas

**2006**

Mike Alston

John Greco

Tyrrell Herbert

Steve Odom

**2007**

John Greco

Greg Hay

Tyrrell Herbert

Chris Hopkins

Tyree Pollard

Jalen Parmele

Sean Williamson

**2008**

Tyrrell Herbert

Nick Moore

Aaron Opelt

Sean Williamson

**2009**

Barry Church

Kevin Kowalski

Aaron Opelt

Lester Richmond

**2010**

Kevin Kowalski

Adonis Thomas

Desmond Marrow

Archie Donald

**2011**

Jonathan Lamb

Desmond Marrow

Adonis Thomas

Mike VanDerMeulen

**2012**

Chosen by game

**2013**

Chosen by game

**2014**

Jeremiah Detmer

Greg Mancz

Jeff Myers

Junior Sylvestre

**2015**

Trent Voss

Alex Zmolik

Cheatham Norrils

Phillip Ely

**2016**

John Stepec

DeJuan Rogers

Treyvon Hester

Storm Norton

**2017**

Trevon Mathis

Marquise Moore

Cody Thompson

Logan Woodside



# Past Rocket Coaches



## JIM NICHOLSON

1930-35

**Record: 20-16-4 (.550)**

**Best year: 6-2-1 (1935)**

Jim Nicholson became UT's first full-time football coach in April of 1930, when the current campus was under construction. He upgraded the schedule and instituted organized recruiting, eventually building UT into a powerful and respected football program. In 1935, his final season, the Rockets finished 6-2-1, including a 63-0 win over Bowling Green that led to a 13-year cessation of the rivalry between the two schools.

He helped design the Glass Bowl, and after his retirement as coach participated in reorganizing the Varsity 'T' Club. He later became an industrialist and civic leader in the City of Toledo.



## CLARENCE SPEARS

1936-42

**Record: 38-26-2 (.591)**

**Best year: 7-3 (1939)**

Clarence Spears' 38 career victories stood as a UT record for 30 years before being surpassed by Frank Lauterbur's mark of 48 wins. When football was suspended at UT because of WWII, he left to take the head coaching job at Maryland. Following the war, Clarence, better known as "Doc," left coaching to engage in a private practice of medicine, mostly in Ypsilanti, Michigan.

Prior to coming to Toledo, Spears had head coaching stops at Dartmouth, West Virginia, Minnesota (where he coached Bronko Nagurski), Oregon and Wisconsin.



## BILL ORWIG

1946-47

**Record: 15-4-2 (.762)**

**Best year: 9-2 (1947)**

Bill Orwig coached the Rockets for just two seasons, but in that time established one of the best winning percentages in school history.

Orwig is one of the few coaches in UT history to oversee two sports at once, also taking the reins of the basketball team during the 1946-47 season. He returned to Michigan, his alma mater, in 1948 as a member of the athletic administration, and became athletics director at Nebraska in 1954. He took the AD job at Indiana in 1961, hiring Bob Knight as basketball coach in 1971.



**Bill Orwig (right) accepts the Glass Bowl Trophy in 1947.**



## FRANK LAUTERBUR

1963-70

**Record: 48-32-2 (.598)**

**Best year: 12-0 (1970)**

Frank Lauterbur presided over the most glorious era of UT football. Lauterbur coached the Rockets to the first MAC title in school history in 1967, followed by league championships and perfect seasons in 1969 and 1970. Lauterbur's Rockets could score readily, but won by stopping their opponents, twice leading the nation in total defense.

In 1970, Toledo finished 12th in the AP poll and 17th in the UPI poll. After capping that season with a second straight Tangerine Bowl victory, "FXL" as he was affectionately known, took the head coaching job at Iowa.



**Frank Lauterbur's teams won MAC titles in 1967, 1969 and 1970.**



## JACK MURPHY

1971-76

**Record: 35-32 (.522)**

**Best year: 12-0 (1971)**

Jack Murphy, an assistant under Frank Lauterbur, took over the coaching reins in 1971, promptly leading the Rockets to another MAC title and a 12-0 record. That was also the year Toledo's famed winning streak reached 35 games, as the Rockets' finished 13th in the UPI poll and 14th in the AP poll.

Murphy's perfect campaign came during his first season as a Division I-A head coach, a feat not equaled until Auburn's Terry Bowden turned the trick in 1993.



## CHUCK STOBART

1977-81

**Record: 24-31-1 (.438)**

**Best year: 9-3 (1981)**

Chuck Stobart was the head football coach for five seasons from 1977-81, rebuilding the Rocket program into one of the premier programs in the Mid-American Conference. He earned MAC "Coach of the Year" honors in 1979 and 1981. In 1981, Stobart led UT to a 9-3 record, a MAC Championship title and a memorable 27-25 victory over San Jose State in the California Bowl that was decided on a last-second field goal by Tony Lee. Stobart left UT to become the head coach at Utah from 1982-84. He later served as the head coach at Memphis from 1989-94, and also spent time as the offensive coordinator at Pittsburgh, Arizona, USC and Ohio State.



# Past Rocket Coaches



## DAN SIMRELL

**1982-89**

**Record: 50-37-2 (.567)**

**Best year: 9-2 (1983)**

Dan Simrell recorded 50 victories in his eight seasons at Toledo, the third-most wins of any coach in school history.

He led UT to a Mid-American Conference title in 1984 and a berth in the California Bowl, as the Rockets posted a 9-2-1 record. In 1983, Toledo raced to a 9-0 start before dropping its final two games of the season.

In addition to the league title, Simrell's teams finished second in conference play three times (1983, 1986, 1989).

A native of Toledo, Simrell was the first UT alum to coach the football team. He lettered as a quarterback from 1962-64, and also served as an assistant coach from 1971-81.



## TOM AMSTUTZ

**2001-08**

**Record: 58-41 (.586)**

**Best year: 10-2 (2001)**

"Toledo" Tom Amstutz led the Rockets to some of their finest moments, including two MAC Championships, four West Division titles and four bowl appearances.

A native of Toledo who also played for the Rockets, Amstutz spent nearly his entire coaching career as an assistant at UT before moving into the big chair following the departure of Gary Pinkel at the end of the 2000 season.

During his eight seasons as head coach, Amstutz led his team to victories over Michigan, No. 9 Pittsburgh, Minnesota, Kansas and Iowa State, as well as dramatic comeback wins over Marshall in the 2001 MAC Championship Game and Bowling Green in the 2004 season finale that clinched the MAC West title. The Rockets won the 2001 Motor City Bowl and 2005 GMAC Bowl under Amstutz.



## NICK SABAN

**1990**

**Record: 9-2 (.818)**

Nick Saban was head coach for one season, leading Toledo to a 9-2 record and a MAC co-championship in 1990.

Saban left Toledo after the 1991 season to become the Cleveland Browns defensive coordinator. Saban has since been the head coach at Michigan State (1995-99), LSU (2000-04), the NFL's Miami Dolphins (2005-06) and Alabama (2007-present).



## TIM BECKMAN

**2009-11**

**Record: 21-16 (.568)**

**Best year: 8-4 (2011)**

Tim Beckman revived the Toledo football program, racking up consecutive winning seasons and bowl appearances in his final two seasons with the Rockets. After a 5-7 mark in 2009, Beckman's Rockets won eight games in both 2010 and 2011. Following the conclusion of the 2011 regular season, Beckman resigned to accept the head coaching position at the University of Illinois.



## GARY PINKEL

**1991-2000**

**Record: 73-37-3 (.659)**

**Best year: 11-0-1 (1995)**


Gary Pinkel has the most wins (73) and the second-best winning percentage (.659) among UT coaches who led the program for at least four years.

In 1995, Pinkel led the Rockets to an 11-0-1 record, a victory in the Las Vegas Bowl and a top 25 ranking in both the AP and coaches' polls.

In 1997, Pinkel led the Rockets to the first-ever MAC West title and a trip to the MAC Championship Game. The Rockets finished the season 9-3 and were ranked as high as No. 18 at one point in the season.

Pinkel's Rockets repeated as MAC West champions in 1998, earning UT's third post-season appearance in four seasons.

In Pinkel's final season in 2000, the Rockets went 10-1, including a 24-6 victory at Penn State, and were ranked No. 25 in the nation in both final regular-season polls. Following the 2000 season, Pinkel took the head coaching position at Missouri. He has the rare distinction of being inducted into three college hall of fames: Toledo; his alma mater, Kent State; and the Mid-American Conference.



**Gary Pinkel's Rockets knocked off Penn State on national TV in 2000.**



## MATT CAMPBELL

**2011-15**

**Record: 35-15 (.700)**

**Best year: 9-2 (2015)**

Matt Campbell enjoyed four winning seasons as Toledo's head coach from 2011-15. His debut as head coach came in the 2011 Military Bowl, a thrilling 42-41 victory over Air Force. Along the way were big victories over No. 18 Cincinnati in 2012 and No. 18 Arkansas in 2015, as well as another bowl victory in the GoDaddy Bowl over Arkansas State in January of 2015. Campbell resigned from his post at the conclusion of the 2015 regular season to accept the head coaching job at Iowa State.



**Matt Campbell won the 2011 Military Bowl in his first game as head coach.**



# Assistant Coaches List

NAME	YEARS	ASSIGNMENT	HEAD COACH	NAME	YEARS	ASSIGNMENT	HEAD COACH
Amstutz, Tom	1978-81	OT/Tight End	Chuck Stobart	Candle, Jason	2009	Slot Receivers/TEs	Tim Beckman
	1982-83	Defensive Ends	Dan Simrell		2010-11	Receivers	Tim Beckman
	1984-86	DE/Place Kickers	Dan Simrell		2012-15	Offensive Coordinator/ Quarterbacks	Matt Campbell
	1990	LBs/Place Kickers	Nick Saban	Carmon, Jim	1997	Graduate Assistant	Gary Pinkel
	1991-94	LBs/Place Kickers	Gary Pinkel	Carr, John	2005-06	Wide Receivers	Tom Amstutz
	1995-98	Defensive Coordinator	Gary Pinkel	Carson, Bob	1953	Freshmen	Clair Dunn
	1999-00	Asst. Head Coach/ Defensive Coordinator	Gary Pinkel				
Anastasio, Tony	1977-78	Offensive Line	Chuck Stobart	Christensen, Dave	1992-96	Offensive Line	Gary Pinkel
Anderson, Harold	1934-35	Freshmen	Jim Nicholson		1997-00	Offensive Coordinator/ Offensive Line	Gary Pinkel
	1936	Freshmen	Doc Spears	<b>Ciccione, Ricky</b>	<b>2018</b>	<b>Nickel Backs</b>	<b>Jason Candle</b>
Appleby, Robert	1953	Freshmen	Clair Dunn	Clash, Gary	1938-39	Freshmen	Doc Spears
	1954-55	Freshmen	Forrest England	Clayton, Stanley	2006-07	Offensive Line	Tom Amstutz
	1956	Backfield	Jack Morton		2008	Offensive Line/ Running Game Coordinator	Tom Amstutz
Arthur, Bruce	1977	Receivers	Chuck Stobart	Clinkscale, Steve	2009	Cornerbacks	Tim Beckman
Ayeni, Louis	2010	Running Backs	Tim Beckman		2010-11	Cornerbacks/ Special Teams Coordinator	Tim Beckman
	2011	Associate Head Coach/ Run Game Coordinator	Tim Beckman	Cole, Lawrence	1990	Running Backs	Nick Saban
	2012	Associate Head Coach/ Run Game Coordinator	Matt Campbell	<b>Cole, Nate</b>	<b>2011</b>	<b>Graduate Assistant</b>	<b>Tim Beckman</b>
	2013	Associate Head Coach/ Run Game Coordinator	Matt Campbell		<b>2012-13</b>	<b>Graduate Assistant</b>	<b>Matt Campbell</b>
Baker, Don	1969	Freshmen	Frank Lauterbur		<b>2016-17</b>	<b>Dir. Player Personnel</b>	<b>Jason Candle</b>
Balciulis, Chuck	1958-59	Freshmen	Harry Larche		<b>2018</b>	<b>Dir. of Player Develop.</b>	<b>Jason Candle</b>
Bascomb, Art	1974-76	Defensive Ends	Jack Murphy	<b>Colvin, Zach</b>	<b>2018</b>	<b>Graduate Assistant</b>	<b>Jason Candle</b>
		Scouting Coordinator	Jack Murphy	Connelly, Dave	1926-29	unknown	Boni Petcoff
Beach, Bill	1946-47	Backfield	Bill Orwig		1930	unknown	Jim Nicholson
<b>Bellamy, Mike</b>	<b>2017-18</b>	<b>Wide Receivers</b>	<b>Jason Candle</b>	Cornachione, Sil	1967-70	Offensive Backs	Frank Lauterbur
Berry, Joe	1949	Freshmen	J. N. Stahley	Court, Rick	2009-10	Strength/Conditioning	Tim Beckman
<b>Bichey, Brad</b>	<b>2016-18</b>	<b>Strength/Conditioning</b>	<b>Jason Candle</b>	Crockett, Jim	1927-29	Line	Boni Petcoff
Binder, Chris	2003-04	Graduate Assistant	Tom Amstutz	Curtis, Johnny	1959	Graduate Assistant	Harry Larche
Black, Larry	2016-17	Graduate Assistant	Jason Candle	Curtis, Ron	1982-89	Defensive Coordinator	Dan Simrell
Blackwell, Marquel	2016-17	Running Backs	Jason Candle		1990	Assistant Head Coach	Dan Simrell
Bolton, Louis	1935	Freshmen	Jim Nicholson		1990	Wide Receivers	Nick Saban
Bowman, Will	1994-95	Graduate Assistant	Gary Pinkel		1990	Recruiting Coordinator	Nick Saban
Boyd, Andy	2003-04	Graduate Assistant	Tom Amstutz		1990	Assistant Head Coach	Nick Saban
	2005-07	Outside Linebackers	Tom Amstutz		1991	Wide Receivers	Gary Pinkel
	2008	Secondary	Tom Amstutz	Daniels, Matt	2010	Graduate Assistant	Tim Beckman
Brabenec, Greg	2012-13	Graduate Assistant	Matt Campbell	Davis, Justin	2005-06	Graduate Assistant	Tom Amstutz
Brandeberry, John	1919-20	unknown	Walt Hobt	Dawson, Dino	2001	Wide Receivers	Tom Amstutz
Brown, Dave	1937	Freshmen	Doc Spears	DeAngelis, James	1948	Line	J. N. Stahley
Bruney, Zac	2007-08	Graduate Assistant	Tom Amstutz	Destito, Chris	1995-96	Strength/Conditioning	Gary Pinkel
Cahill, Leo	1956	Line	Jack Morton	Devlin, Mike	2004-05	Offensive Line	Tom Amstutz
Cameron, Jim	1979-80	Defensive Mid-guards	Chuck Stobart	<b>DiMinno, Jerry</b>	<b>2017-18</b>	<b>Graduate Assistant</b>	<b>Jason Candle</b>
		Linebackers	Chuck Stobart	<b>Discher, Robby</b>	<b>2016-18</b>	<b>Tight Ends/ Special Teams</b>	<b>Jason Candle</b>
Campbell, Matt	2009-11	Offensive Coordinator/Offensive Line	Tim Beckman	Ditsler, Donald	1954-55	Assistant Head Coach	Forrest England
				<b>Dixon, Kerry</b>	<b>2018</b>	<b>Running Backs</b>	<b>Jason Candle</b>
				Donaldson, Jack	1962	Backfield	Clive H. Rush



# Assistant Coaches List

NAME	YEARS	ASSIGNMENT	HEAD COACH	NAME	YEARS	ASSIGNMENT	HEAD COACH
Downing, Doug	2001-02	Running Backs	Tom Amstutz	Gwin, Steve	1982-85	Defensive Backs	Dan Simrell
	2003-07	Running Backs / Recruiting Coordinator	Tom Amstutz		1986-87	Quarterbacks Wide Receivers	Dan Simrell Dan Simrell
	2008	Running Backs / Recruiting Coordinator/ Special Teams	Tom Amstutz	Haley, Andy	1921	unknown	Joe Dwyer
Dunbar, Mike	1992-96	Offensive Coordinator	Gary Pinkel	Hall, Mike	1961	Freshmen	Clive H. Rush
	1995-96	Assistant Head Coach	Gary Pinkel	<b>Hallet, Mike</b>	<b>2016-18</b>	<b>Offensive Line</b>	<b>Jason Candle</b>
Dunn, Clair*	1951	Offensive Ends/ Defensive Line <i>*head coach last three games</i>	Don Greenwood	Haneline, John	2013	Graduate Assistant	Matt Campbell
				Hardy, Dave	1964-67	Offensive Line	Frank Lauterbur
Dunn, Harold	1930	Freshmen	Jim Nicholson		1968-70	Offensive Coordinator	Frank Lauterbur
Eberflus, Matt	1992	Student Assistant	Gary Pinkel	Hayes, Bob	1971	Offensive Coordinator	Jack Murphy
	1993	Graduate Assistant	Gary Pinkel	Hays, Jim	1946-47	Assistant Head Coach	Bill Orwig
	1994-95	Recruiting Coordinator	Gary Pinkel		1951	Freshmen	Don Greenwood/ Clair Dunn
	1994-98	Outside Linebackers	Gary Pinkel	Heacock, Jon	2014-15	Defensive Coordinator/ Safeties	Matt Campbell
	1999-00	Defensive Backs	Gary Pinkel	Heater, Chuck	1977-78	Offensive Backs	Chuck Stobart
Eberle, Nick	2008	Graduate Assistant	Tom Amstutz		1979-81	Defensive Backs	Chuck Stobart
	2009	Graduate Assistant	Tim Beckman	Hecker, Jack	1960-62	unknown	Clive H. Rush
Elliott, Dave	1977-78	Defensive Backs	Chuck Stobart	Hedden, Chris	1996	Graduate Assistant	Gary Pinkel
Elmquist, Grant	1997	Graduate Assistant	Gary Pinkel		2001-05	Tight Ends	Tom Amstutz
Fair, Chet	1971	Freshmen/Scouting	Jack Murphy		2006	TE/Run Game Coord.	Tom Amstutz
Fernandez, Matt	1998	Graduate Assistant	Gary Pinkel		2007	Receivers/ Run Game Coordinator	Tom Amstutz
Finkbeiner, Carty	1963-66	Offensive Backs	Frank Lauterbur		2008	Offensive Coordinator	Tom Amstutz
Flynn, Jim	1964-68	Freshmen/Scouting	Frank Lauterbur				
	1969-70	Defensive Backs	Frank Lauterbur	Heidelberg, Kirk	1990	Tight Ends Special Teams	Nick Saban Nick Saban
Ford, Cornell	1992	Graduate Assistant	Gary Pinkel		1991	Tight Ends Special Teams	Gary Pinkel Gary Pinkel
	1996	Recruiting Coordinator	Gary Pinkel				
	1996-00	Receivers	Gary Pinkel	<b>Hendershot, Josh</b>	<b>2017-18</b>	<b>Graduate Assistant</b>	<b>Jason Candle</b>
Fortunato, Joe	1951-52	Line	Don Greenwood# Clair Dunn*	Hogan, John	1960-61	Backfield	Clive H. Rush
				Hoke, Brady	1987-89	Outside Linebackers	Dan Simrell
Friddle, Berle	1942	unknown	Doc Spears	Hoogendoorn, Russ	1962	Graduate Assistant	Clive H. Rush
Galayda, Dennis	1966	Graduate Assistant	Frank Lauterbur	Hudson, Roy	1933-36	Freshmen	Jim Nicholson
Gasser, Bryan	2010	Graduate Assistant	Tim Beckman	Hull, Greg	1979-80	Offensive Backs	Chuck Stobart
	2012	Graduate Assistant	Matt Campbell	Huston, Richard	1951-53	Backfield	Don Greenwood/ Clair Dunn
	2015	Tight Ends/Special Teams	Matt Campbell				
<b>George, Brian</b>	<b>2016-18</b>	<b>Defensive Coordinator/ Defensive Line</b>	<b>Jason Candle</b>		1954-55	Freshmen	Forrest England
					1956	Freshmen	Jack Morton
Gilbert, Joe	2001-03	Offensive Line	Tom Amstutz	Hutchison, Dave	1999-00	Graduate Assistant	Gary Pinkel
	2007	Tight Ends	Tom Amstutz	Ifft, Daniel	2011	Graduate Assistant	Tim Beckman
Gilreath, Joe	2011	Graduate Assistant	Tim Beckman		2012	Graduate Assistant	Matt Campbell
Golesh, Alex	2009	Running Backs/ Recruiting Coordinator	Tim Beckman	Isphording, Scott	2010	Quarterbacks	Tim Beckman
	2010-11	Tight Ends/Recruiting Coordinator	Tim Beckman		2011-13	Quarterbacks	Matt Campbell
Gordon, Dick	1953	Freshmen	Clair Dunn	Jackson, Fred	1980	Defensive Ends	Chuck Stobart
Graham, Ron	1973	Freshmen/Scouting	Jack Murphy		1981	Quarterbacks	Chuck Stobart
	1974-76	Offensive Backs	Jack Murphy			Wide Receivers	Chuck Stobart
					1982	Wide Receivers	Dan Simrell
Greenwood, Don	1950	Backfield	Robert Snyder	Jackson, Jim	2005	Graduate Assistant	Tom Amstutz
Gustafson, Larry	1977-78	Defensive Line	Chuck Stobart	Jackson, Sherrill	1983-84	Wide Receivers	Dan Simrell
				Jacobs, Mike	1979	Offensive Line	Chuck Stobart



# Assistant Coaches List

NAME	YEARS	ASSIGNMENT	HEAD COACH	NAME	YEARS	ASSIGNMENT	HEAD COACH
Johnson, Anthony	2014-15	Running Backs	Matt Campbell	McNutt, Richard	2007	Secondary	Tom Amstutz
Jones, Brian	1992-94	Wide Receivers	Gary Pinkel	Merb, Roger	1971	Offensive Backs	Jack Murphy
	1995-00	Running Backs	Gary Pinkel	Merritt, Bob	1998	Graduate Assistant	Gary Pinkel
Jordan, Anthony	2007-08	Graduate Assistant	Tom Amstutz	Meszaros, Lou	1957	Backfield	Harry Larche
Kaiser, Jay	2001	Graduate Assistant	Tom Amstutz	Meyer, Greg	1990	Offensive Coordinator	Nick Saban
Karcher, Ken	2008	Quarterbacks	Tom Amstutz		1991	Offensive Coordinator	Gary Pinkel
Kish, Bryan	2002	Graduate Assistant	Tom Amstutz	Miller, Jack	2016	Graduate Assistant	Jason Candle
Klein, Ed	1972-73	Offensive Backs	Jack Murphy	Momirovic, George	2006-07	Graduate Assistant	Tom Amstutz
Krasula, Paul	1972-74	Offensive Line	Jack Murphy	Mondell, Jack	1981	Offensive Backs	Chuck Stobart
Kuligowski, Craig	1992-93	Tight Ends	Gary Pinkel		1982-84	Offensive Backs	Dan Simrell
		Recruiting Coordinator	Gary Pinkel		1985	Offensive Backs	Dan Simrell
	1994-95	Tight Ends/Off. Line	Gary Pinkel			Recruiting Coordinator	Dan Simrell
	1996-00	Defensive Line	Gary Pinkel		1986-87	Inside Linebackers	Dan Simrell
Kurth, Frank	1989	Wide Receivers	Dan Simrell		1988	Tight Ends	Dan Simrell
Larche, Harry	1954	Line	Forrest England			Special Teams	Dan Simrell
Larson, Mark	1984-85	Strength/Conditioning	Dan Simrell	Morand, Elroy	1970	Freshmen	Frank Lauterbur
Lemle, Carl	1947	Freshmen	Bill Orwig	Mouch, Harold	1952-53	Freshmen	Clair Dunn
Leopold, Jeff	2003	Graduate Assistant	Tom Amstutz	Mouser, Taylor	2015	Graduate Assistant	Matt Campbell
Lewis, Don	1968-70	Defensive Ends	Frank Lauterbur	Murphy, Dan	1997	Graduate Assistant	Gary Pinkel
		Linebackers	Frank Lauterbur	Murphy, Jack	1960-62	Defensive Line	Clive H. Rush
	1975-76	Offensive Line	Jack Murphy		1963-69	Defensive Coordinator	Frank Lauterbur
Lister, Mark	1999-00	Graduate Assistant	Gary Pinkel	Murray, Steve	1997-00	Strength/Conditioning	Gary Pinkel
	2001	Football Operations	Tom Amstutz		2001-08	Strength/Conditioning	Tom Amstutz
Lowe, John Jr.	1960-61	Unknown	Clive H. Rush	Nichols, Jason	2009	Receivers	Tim Beckman
Lupfer, Greg	2008	Safeties	Tom Amstutz	Nichols, Paul	2009-11	Safeties/Co-Defensive	Tim Beckman
Machoukas, George	1955	Graduate Assistant	Forrest England			Coordinator	
Mannie, Ken	1986-87	Strength/Conditioning	Dan Simrell	Nowack, Jerry	1959	Graduate Assistant	Harry Larche
	1990	Strength/Conditioning	Nick Saban	Obrock, John	1981	Offensive Line	Chuck Stobart
	1991-94	Strength/Conditioning	Gary Pinkel		1982-89	Offensive Line	Dan Simrell
Manning, Tom	2009	Graduate Assistant	Tim Beckman	Orwig, Bill	1936	Ends	Doc Spears
	2012-15	Offensive Line	Matt Campbell	Parker, Phil	1988-89	Defensive Backs	Dan Simrell
Manyak, John	1956	Freshmen	Jack Morton		1990	Defensive Backs	Nick Saban
	1957-59	Defensive Ends	Harry Larche		1991-98	Defensive Backs	Gary Pinkel
	1957-59	Freshmen	Harry Larche	Parrish, Kirk	1994	Graduate Assistant	Gary Pinkel
Marrow, Vince	2008	Tight Ends	Tom Amstutz	Pattee, John	1948-49	Backfield	J. N. Stahley
Martell, Gene	1956	Freshmen	Jack Morton	Pees, Dean	1990	Defensive Coordinator	Nick Saban
	1958-59	Line	Harry Larche		1991-93	Defensive Coordinator	Gary Pinkel
Matukewicz, Tom	2012-13	Defensive Coordinator/ Linebackers	Matt Campbell	Perles, Pat	1989	Defensive Line	Dan Simrell
					1990	Defensive Line	Nick Saban
McCartney, Tom	1962	Graduate Assistant	Clive H. Rush		1991	Defensive Line	Gary Pinkel
	1963	Offensive Line	Frank Lauterbur	Pizza, Frank	1948	Freshmen	J. N. Stahley
McCollom, Steve	2015	Graduate Assistant	Matt Campbell	<b>Poteat, Hank</b>	<b>2017-18</b>	<b>Cornerbacks</b>	<b>Jason Candle</b>
	2016	Graduate Assistant	Jason Candle	Powers, Howard	1955	Backfield	Forrest England
McConnell, Bill	1972-76	Defensive Mid-Guards	Jack Murphy		1957-59	Backfield	Harry Larche
		Linebackers	Jack Murphy	<b>Pugliese, Thomas</b>	<b>2017-18</b>	<b>Graduate Assistant</b>	<b>Jason Candle</b>
McCray, Randall	2003-04	Linebackers	Tom Amstutz	Rainsberger, Ellis	1990	Offensive Line	Nick Saban
	2005	Defensive Line	Tom Amstutz		1991	Assistant Head Coach	Gary Pinkel
McDonald, D.K.	2012-15	Cornerbacks	Matt Campbell		1991	Offensive Line	Gary Pinkel
McElreavy, Larry	1989	Tight Ends	Dan Simrell	Randolph, Paul	2001	Defensive Line	Tom Amstutz
McGee, Garrick	2002	Wide Receivers	Tom Amstutz	Rasheed, Eli	2009-11	Defensive Line	Tim Beckman
McMullen, Joe	1949	Line	J. N. Stahley		2012-15	Defensive Line	Matt Campbell



# Assistant Coaches List

NAME	YEARS	ASSIGNMENT	HEAD COACH	NAME	YEARS	ASSIGNMENT	HEAD COACH
Rhea, Mark	1993	Graduate Assistant	Gary Pinkel	Tremblay, Matt	2002	Graduate Assistant	Tom Amstutz
	2006-08	Defensive Line	Tom Amstutz		Turner, Fred		1995
Rideout, Les	1952-53	Line	Clair Dunn	Receivers	Gary Pinkel		
Robinson, Cory	2016	Cornerbacks	Jason Candle	Van Arsdale, Harry	1980	Offensive Line	Chuck Stobart
Roche, Shawn	2011	Graduate Assistant	Tim Beckman	Vanyo, Andy	1932-35	Line	Jim Nicholson
Roman, George	1953	Line	Clair Dunn		1936-37	Line	Doc Spears
Rose, Tim	2005-08	Defensive Coordinator	Tom Amstutz	Veidt, Tyson	2014-15	Linebackers/ Recruiting Coordinator	Matt Campbell
Roskos, Greg	2005-06	Graduate Assistant	Tom Amstutz	Vera, Rob	1995	Graduate Assistant	Gary Pinkel
Russo, Mario	1963-67	Defensive Ends	Frank Lauterbur	Volk, Brian	2001	Graduate Assistant	Tom Amstutz
Saia, Bryce	2012-13	Safeties	Matt Campbell	<b>Voss, Trent</b>	<b>2017-18</b>	<b>Graduate Assistant</b>	<b>Jason Candle</b>
Sage, Derek	2014-15	Wide Receivers	Matt Campbell	Walker, Bruce	1996-00	Tight Ends/Off. Line	Gary Pinkel
	2016	Wide Receivers	Jason Candle	Walker, Dick	1967-68	Defensive Backs	Frank Lauterbur
Satterfield, Scott	2009	Quarterbacks/ Passing Game Coordinator	Tim Beckman	Walkosky, David	1999-00	Outside Linebackers	Gary Pinkel
Schaefer, Joe	2010	Graduate Assistant	Tim Beckman		2001-04	Outside Linebackers/ Special Teams	Tom Amstutz
Schanski, Michael	1992	Graduate Assistant	Gary Pinkel		2005-06	Secondary/ Special Teams	Tom Amstutz
Schultz, Fred	2002	Graduate Assistant	Tom Amstutz	Walsh, Robert	1950	Line	Robert Snyder
Schmakel, Warren	1946-47	Line	Bill Orwig	Wade, Rudy	2011	Strength/Conditioning	Tim Beckman
Shannon, John	2003-04	Wide Receivers	Tom Amstutz		2012-14	Strength/Conditioning	Matt Campbell
	2005-07	Offensive Coordinator	Tom Amstutz	<b>Ward, Mike</b>	<b>2009-11</b>	<b>Asst. Head Coach/ Co-Defensive Coordinator/LBs</b>	<b>Tim Beckman</b>
Shugarts, J.B.	2015	Graduate Assistant	Matt Campbell		<b>2016-18</b>	<b>Linebackers</b>	<b>Jason Candle</b>
	2016	Graduate Assistant	Jason Candle	<b>Watson, Ross</b>	<b>2016-18</b>	<b>Safeties</b>	<b>Jason Candle</b>
Shutt, John	1949	Freshman	J. N. Stahley	Watson, Stan	2012-13	Special Teams/ Outside Linebackers	Matt Campbell
Simmons, Bob	1977-79	Defensive Ends	Chuck Stobart				
Simms, Shawn	1991-94	Running Backs	Gary Pinkel	Wertz, Chuck	1930-35	Backs	Jim Nicholson
Simrell, Dan	1971-72	Defensive Backs	Jack Murphy	West, Lou	2001-04	Defensive Coordinator	Tom Amstutz
	1973-76	Defensive Coordinator	Jack Murphy	Wilcher, Kishon	2016	Graduate Assistant	Jason Candle
	1977-81	Defensive Coordinator	Chuck Stobart	Williams, Jimmy	2002	Defensive Line	Tom Amstutz
Slovak, Marty	1946	Assistant Head Coach	Bill Orwig	Winston, Dennis	2001-02	Linebackers	Tom Amstutz
Smith, Sylvester	1955	Graduate Assistant	Forrest England		2003-04	Defensive Line	Tom Amstutz
	1956	Freshmen	Forrest England	Winters, Paul	1986-89	Offensive Backs	Dan Simrell
Smith, Christian	2014-15	Graduate Assistant	Matt Campbell	Wolodzko, Anthony	1948	Freshmen	J. N. Stahley
Smith, Ted	1998-99	Graduate Assistant	Gary Pinkel	Wooley, Justin	2000	Graduate Assistant	Gary Pinkel
Smith, Vern	1963-65	Scouting/Freshmen	Frank Lauterbur	<b>Wright, Brian</b>	<b>2016-18</b>	<b>Offensive Coordinator/ Quarterbacks</b>	<b>Jason Candle</b>
	1966	Scouting/ Assistant Head Coach	Frank Lauterbur				
Snyder, Charlie	1970	Wide Receivers	Frank Lauterbur	Wright, Irvin	1971-72	Middle Guards Linebackers	Jack Murphy
	1971-76	Wide Receivers	Jack Murphy		1973-76	Defensive Ends Tackles	Jack Murphy
Spence, Rob	2001-04	Offensive Coordinator/ Asst. Head Coach	Tom Amstutz	Yockey, Jim	1981	Defensive Line	Chuck Stobart
Stalcup, Fred	1937-41	Backs	Doc Spears		1982-89	Defensive Line	Dan Simrell
Stauber, Gene	1947	Freshmen	Bill Orwig	Yost, David	1996	Graduate Assistant	Gary Pinkel
	1948-49	Freshmen	J. N. Stahley		1997-00	Quarterbacks/ Recruiting Coordinator	Gary Pinkel
	1950	Freshmen	Robert Snyder				
Steckel, Dave	1992-95	Defensive Line	Gary Pinkel				
Stoltz, Jerry	1961-62	Graduate Assistant	Clive H. Rush				
Strahm, Dick	1970	Defensive Coordinator	Frank Lauterbur				
	1971-72	Defensive Coordinator	Jack Murphy				
Swank, Bob	2004	Graduate Assistant	Tom Amstutz				
Thorpe, Jerry	1963-66	Defensive Backs	Frank Lauterbur				



# Rockets in the NFL

The following players played at least one game in the NFL (or the old AFL) or were on an active NFL roster at press time. Players who were drafted or signed free agent contracts but did not play in a regular-season game are not listed here. \* Indicates player signed as a free agent in 2017.

## TOLEDO ALL-TIME NFL/AFL LIST

### 20 ACTIVE PLAYERS

(as of July 30, 2018)

- **OLASUNKANMI ADENIYI (2017):** Pittsburgh Steelers (2018-present).
- **BARRY CHURCH (2009):** Dallas Cowboys (2010-16), Jacksonville Jaguars (2017-present).
- **JAYRONE ELLIOTT (2013):** Green Bay Packers (2014-16), Dallas Cowboys (2017), New Orleans Saints (2018-present).
- **DAVID FLUELLEN (2013):** Tennessee Titans (2015-present).
- **JOHN GRECO (2007):** St. Louis Rams (2008-10), Cleveland Browns (2011-present), New York Giants (2017-present).
- **TREYVON HESTER (2016):** Oakland Raiders (2017-present).
- **KAREEM HUNT (2016):** Kansas City Chiefs (2017-present).
- **ZACKERIN (2013):** Minnesota Vikings (2014-17), New York Giants (2018-present).
- **BRETT KERN (2007):** Denver Broncos (2008-09), Tennessee Titans (2009-present).
- **GREG MANCZ (2014):** Houston Texans (2015-present).
- **TREVON MATHIS (2017):** Minnesota Vikings (2018-present).
- **ROLAN MILLIGAN (2015):** Detroit Lions (2017-present).
- **ELIJAH NKANSAH (2017):** Tennessee Titans (2018-present).
- **STORM NORTON (2016):** Detroit Lions (2017-present), Minnesota Vikings (2018-present).



David Fluellen and Kareem Hunt

- **BERNARD REEDY (2013):** Atlanta Falcons (2014), Tampa Bay Buccaneers (2016-present).
- **MICHAEL ROBERTS (2016):** Detroit Lions (2017-present).
- **ALONZO RUSSELL (2015):** Cincinnati Bengals (2016-17), New York Giants (2018-present).
- **TERRY SWANSON (2017):** Houston Texans (2018-present).
- **BRANT WEISS (2017):** Arizona Cardinals (2018-present).
- **LOGAN WOODSIDE (2017):** Cincinnati Bengals (2018-present).

### NO LONGER ACTIVE

- **DARREN ANDERSON (1991):** New England Patriots (1992), Tampa Bay Buccaneers (1992-93), Kansas City Chiefs (1994-97), Atlanta Falcons (1998).
- **BOB BEEMER (1985):** Detroit Lions (1987)
- **TOM BEUTLER (1967):** Cleveland Browns (1970), Baltimore Colts (1971)
- **PATRICK BODY (2004):** Cincinnati Bengals (2005).
- **TOMMIE BOYD (1994):** Detroit Lions (1997-98).
- **TYRONE BROWN (1994):** Atlanta Falcons (1995-96)
- **DEXTER CLARK (1986):** Detroit Lions (1987)
- **EMERSON COLE (1949):** Cleveland Browns (1950-52), Chicago Bears (1952).
- **GENE COOK (1957):** Detroit Lions (1959).
- **PAUL ELZEY (1967):** Cincinnati Bengals (1968).
- **JERRY EVANS (1990):** Denver Broncos (1993-95).
- **T.J. FATINIKUN (2013):** Tampa Bay Buccaneers (2014-15).
- **CARL FORD (2002):** Chicago Bears (2005).



Brett Kern



# Rockets in the NFL

- TODD FRANCE (2001): Tampa Bay Buccaneers (2005), Philadelphia Eagles (2005).
- JIM GRAY (1964): New York Jets (1966), Philadelphia Eagles (1967).
- BRUCE GRADKOWSKI (2005): Tampa Bay Buccaneers (2006-07), Cleveland Browns (2008), Oakland Raiders (2009-10), Cincinnati Bengals (2011-12), Pittsburgh Steelers (2013-16).
- TONY HARRIS (1970): San Francisco 49ers (1971).
- ANDREW HAWKINS (2007): Cincinnati Bengals (2011-13), Cleveland Browns (2014-16).
- RAYMOND HAYES (1967): New York Jets (1968).
- KELLY HERNDON (1998): Denver Broncos (2002-04), Seattle Seahawks (2005-06), Tennessee Titans (2007).
- TIM INGLIS (1986): Cincinnati Bengals, (1987-88).
- CURTIS JOHNSON (1969): Miami Dolphins (1970-78).
- BRYANT JONES (1983): Indianapolis Colts (1987).
- NICK KACZUR (2004): New England Patriots (2005-09)
- MIKE KENNEDY (1981): Buffalo Bills (1983), Houston Oilers (1984).
- KEVIN KOWALSKI (2010): Dallas Cowboys (2011-12), Washington Redskins (2014-present)
- JASON LAMAR (1999): Houston Texans (2002).
- MEL LONG, Sr. (1971): Cleveland Browns (1972-74).
- CLARENCE LOVE (1997): Philadelphia Eagles (1998); Baltimore Ravens (2000), Oakland Raiders (2002-03).
- FRANCIS MAHER (1939): Cleveland Rams (1941), Pittsburgh Steelers (1941).
- PHILLIP KEITH MANLEY (2011): Atlanta Falcons (2012).
- LOUIS MAROTTI (1939): Chicago Cardinals (1943-45).
- VINCE MARROW (1991): Buffalo Bills (1994).
- ANDY MCCOLLUM (1992): New Orleans Saints (1995-98), St. Louis Rams (1999-2007), Detroit Lions (2008).
- DARRYL MEADOWS (1982): Houston Oilers (1983-84).
- LANCE MOORE (2004): New Orleans Saints (2006-13), Pittsburgh Steelers (2014), Detroit Lions (2015).
- ROLAND MOSS (1968): Baltimore Colts (1969), Buffalo Bills (1970), San Diego Chargers (1970), New England Patriots (1971).
- KEN MOYER (1988): Cincinnati Bengals (1989-94).
- DANNY NOBLE (2011): Tampa Bay (2012-13), Jacksonville Jaguars (2013)
- ERIC PAGE (2011): Tampa Bay Buccaneers (2013).
- JALEN PARMELE (2007): Baltimore Ravens (2008-10), Jacksonville Jaguars (2012), Tennessee Titans (2013), Arizona Cardinals (2014).
- TUBBY ROUSCH (1922): Toledo Maroons (1922)
- CHUCK SAMPLE (1940): Green Bay Packers (1942, 1945).
- JOHN SAUNDERS (1971): Buffalo Bills (1972), San Francisco 49ers (1974-75).



**Treyvon Hester**

- ED SCRUTCHINS (1962): Houston Oilers (1966).
- MARTY SLOVAK (1937): Cleveland Rams (1939-41).
- JUNIOR SYLVESTRE (2014): Indianapolis Colts (2015-16).
- CHESTER TAYLOR (2001): Baltimore Ravens (2002-05), Minnesota Vikings (2006-09), Chicago Bears (2010), Arizona Cardinals (2011).
- JIM THIBERT (1962): Denver Broncos (1965).
- JOHN THOMAS (1986): New York Jets (1987).
- EMLTUNNELL (1942): New York Giants (1948-58), Green Bay Packers (1959-61).
- MEL TRIPLETT (1954): NY Giants (1955-60), Minnesota Vikings (1961-62).
- MIKE VARAJON (1986): San Francisco 49ers (1987)
- BRENT WILLIAMS (1985): New England Patriots (1986-93), Seattle Seahawks (1994-95), New York Jets (1996).
- DAN WILLIAMS (1992): Denver Broncos (1993-96), Kansas City Chiefs (1997-2000).
- STEPHEN WILLIAMS (2009): Arizona Cardinals (2010-11), Seattle Seahawks (2013), Jacksonville Jaguars (2013), Miami Dolphins (2014).

## Rockets With Longest NFL Careers

<u>Player</u>	<u>Years</u>
Emlen Tunnell	14 (1948-61)
Andy McCollum	14 (1995-2008)
Brent Williams	11 (1986-96)
Lance Moore	11 (2005-15)
Bruce Gradkowski	11 (2006-16)
Chester Taylor	10 (2002-11)
John Greco	10 (2008-present)*
Brett Kern	10 (2008-present)*

\*Still active





# Rockets in the Pros

*The following players played at least one game in the CFL, USFL, WFL or any of numerous Arena Football Leagues.*

## TOLEDO ALL-TIME CFL LIST

### ACTIVE PLAYERS

*(as of July 31, 2018)*

- **RUBEN CARTER (2015):** Montreal Alouettes (2018-present).
- **JERMAINE ROBINSON (2012):** Ottawa Redblacks (2014-16), Hamilton Ti-Cats (2016), Montreal Alouettes (2018-present).
- **KENNY STAFFORD (2011):** Calgary Stampeders (2013), Montreal Alouettes (2014), Edmonton Eskimos (2015), Montreal Alouettes (2016), Edmonton Eskimos (2017-present).



### NO LONGER ACTIVE

- **ROD ACHTER (1983):** Ottawa Rough Riders (1984).
- **J.P. BEKASIAK (2006):** Hamilton Tiger-Cats (2007-08), Montreal Alouettes (2009-12).
- **TAVARES BOLDEN (2001):** Montreal Alouettes (2002-04).
- **BOB BRANYAN (1952):** Calgary Stampeders (1953).
- **TYRONE BROWN (1994):** Toronto Argonauts (1999-2001).
- **FABIAN BURKE (2000):** Edmonton Eskimos (2001-04), BC Lions (2004).
- **CHUCKE EALEY (1971):** Hamilton Ti-Cats (1972-74), Winnipeg Blue Bombers (1974-75), Toronto Argonauts (1975-78).
- **MACE FREEMAN (1998):** Hamilton Tiger-Cats (1999-2002).
- **PHIL GIBSON (2001):** Montreal Alouettes (2002-03), Saskatchewan Roughriders (2003-04).
- **LYLE GREEN (2000):** BC Lions (2001-08), Calgary Stampeders (2011).
- **DONTA` GREENE (2002):** Montreal Alouettes (2003).
- **OLANZO JARRETT (2002):** Edmonton Eskimos (2003-04).
- **RICK KASER (1953):** BC Lions (1957-58), Ottawa Rough Riders (1960).
- **JASON LAMAR (1999):** Hamilton Tiger-Cats (2001, 2004), Edmonton Eskimos (2003).
- **MEL LONG, JR. (2000):** BC Lions (2001).
- **DAN MOLLS (2012):** Hamilton Ti-Cats (2014-15).
- **NICK MOORE (2008):** BC Lions (2011-13), Winnipeg Blue Bombers (2014-15), BC Lions (2016-17).
- **AINSWORTH MORGAN (1993):** Toronto Argonauts (1994-95).
- **GERRY PALMER (1950):** Winnipeg Blue Bombers (1952-53), BC Lions (1954).
- **JASON RICHARDS (1997):** Montreal Alouettes (1999-2003).
- **DAVID RIDGWAY (1980):** Saskatchewan Roughriders (1982-95).
- **PAUL SANDOR (1987):** Toronto Argonauts (1988).
- **JOHN SCHNEIDER (1967):** Winnipeg Blue Bombers (1968-69).
- **CHUCK STEHNO (1958):** Sarnia Imperials (1960).
- **DERRICK SUMMERS (2009):** Toronto Argonauts (2012).

## TOLEDO ALL-TIME ARENA/USFL/WFL LIST

### ACTIVE PLAYERS

*(as of July 31, 2018)*

- **DERRICK SUMMERS (2009):** Jacksonville Sharks (2011-13), Spokane Shock (2014-15), LA KISS (2016), Cleveland Gladiators (2017-present).
- **KENNY VEAL (2009):** Cleveland Gladiators (2015-present).
- **CHRIS WALLACE (1998):** Carolina Rhinos (Arena-2000), Orlando Predators (Arena-2001), Tennessee Valley Vipers (Arena-2002), Florida Firecats (Arena-2004-09), New Orleans Voodoo (Arena-2011), Pittsburgh Power (Arena-2011), Florida Tarpons (Arena-2012-13), Marion Blue Racers (Arena-2014), Florida Tarpons (Arena-2015-present).

### NO LONGER ACTIVE

- **TOM BEUTLER (1967):** Memphis Southmen (WFL-1974).
- **MARCUS GOODWIN (1992):** Cleveland Thunderbolts (Arena-1994).
- **DEJUAN GOULDE (2000):** Ohio Valley Greyhounds (Arena-2002), Cape Fear Wildcats (Arena-2003).
- **SAMEER HAMOOD (2001):** Peoria Pirates (Arena-2004).
- **BRANDON HEFFLIN (2002):** Columbus Destroyers (Arena-2005-07), Cleveland Gladiators (Arena-2008), Tampa Bay Storm (Arena-2010).
- **TYRRELL HERBERT (2008):** Pittsburgh Power (Arena-2011).
- **KELLY HERNDON (1998):** Barcelona Dragons (NFL-Europe-2000), Las Vegas Outlaws (Arena-2001).
- **KENNY HIGGINS (2004):** Memphis Explorers (Arena-2004-06), Nashville Kats (Arena-2007), Grand Rapids Rampage (Arena-2008).
- **JEFF JACKSON (1981):** Michigan Panthers (USFL-1983), Oklahoma Outlaws (USFL-1984).
- **BRIAN JONES (2002):** Memphis Xplorers (Arena-2004-06), Las Vegas Gladiators (Arena-2007-08), Manchester Wolves (Arena-2008-09).
- **TONY LEE (1983):** Pittsburgh Maulers (USFL-1984).
- **GEORGE LINBERGER (1989):** Las Vegas Sting (Arena-1994).
- **MEL LONG, JR. (2000):** Mohegan/Manchester Wolves (Arena-2003-05).
- **ANTONIO MALONE (2005):** Rein Fire (NFL-Europe-2007), Colorado Crush (Arena-2008), Utah Blaze (Arena-2010), Milwaukee Mustangs (Arena-2011), Philadelphia Soul (Arena-2011).
- **ANDY MCCOLLUM (1992):** Milwaukee Mustangs (Arena-1994).
- **KEVIN MEGER (1992):** Cleveland Thunderbolts (Arena-1993).
- **STEVE MORGAN (1984):** Arizona Wranglers (USFL-1985).
- **KEVIN ROLLINS (2000):** Barcelona Dragons (NFL-Europe-2002).

# Rockets in the NFL/AFL Drafts

Year	Name	Position	League	Draft Date	Team	Round	Pick
2018	Logan Woodside	QB	NFL	Apr. 28, 2018	Cincinnati	7th	249
2017	Kareem Hunt	RB	NFL	Apr. 28, 2017	Kansas City	3rd	86
	Michael Roberts	TE	NFL	Apr. 29, 2017	Detroit	4th	127
	Treyvon Hester	DT	NFL	Apr. 29, 2017	Oakland	7th	244
2008	John Greco	OL	NFL	Apr. 27, 2008	St. Louis	3rd	65
	Jalen Parmele	RB	NFL	Apr. 27, 2008	Miami	6th	176
2006	Bruce Gradkowski	QB	NFL	Apr. 30, 2006	Tampa Bay	6th	194
2005	Nick Kaczur	OL	NFL	Apr. 23, 2005	New England	3rd	100
2003	Carl Ford	WR	NFL	Apr. 27, 2003	Green Bay	7th	256
2002	Chester Taylor	RB	NFL	Apr. 21, 2002	Baltimore	6th	207
1998	Clarence Love	CB	NFL	Apr. 19, 1998	Philadelphia	4th	116
1993	Dan Williams	DE	NFL	Apr. 25-26, 1993	Denver	1st	11
1992	Darren Anderson	DB	NFL	Apr. 26-27, 1992	New England	4th	93
	Vince Marrow	TE	NFL	Apr. 26-27, 1992	Buffalo	11th	307
1991	Jerry Evans	TE	NFL	Apr. 21-22, 1991	Phoenix	8th	204
1986	Brent Williams	DE	NFL	Apr. 29-30, 1986	New England	7th	192
1984	Mike Russell	LB	NFL	May 1-2, 1984	Houston	9th	252
1983	Rod Achter	WR	NFL	April 26-27, 1983	Minnesota	9th	239
1982	Jeff Jackson	DE	NFL	Apr. 27-28, 1982	Oakland	7th	177
1976	Gene Swick	QB	NFL	Apr. 8-9, 1976	Cleveland	4th	97
1972	John Saunders	DB	NFL	Feb. 1-2, 1972	LA Rams	4th	87
	Mel Long	LB	NFL	Feb. 1-2, 1972	Cleveland	11th	278
1971	Tony Harris	RB	NFL	Jan. 28-29, 1971	San Francisco	4th	101
	Charley Cole	RB	NFL	Jan. 28-29, 1971	Buffalo	15th	369
1970	Curtis Johnson	DB	NFL	Jan. 27-28, 1970	Miami	4th	81
	James Manuel	OT	NFL	Jan. 27-28, 1970	St. Louis	6th	136
1969	Roland Moss	RB	NFL	Jan. 28-29, 1969	Baltimore	7th	181
1968	John Schneider	QB	NFL	Jan. 30-31, 1968	Boston	7th	170
	Ray Hayes	DT	NFL	Jan. 30-31, 1968	NY Jets	12th	318
	Tom Beutler	LB	NFL	Jan. 30-31, 1968	Cleveland	12th	319
1966	Fred Zimmerman	LB	AFL	Nov. 28, 1965	Houston	13th	#
	Lurley Archambeau	OL	NFL	Nov. 28, 1965	Atlanta	17th	#
1965	Jim Gray	Back	AFL	Nov. 28, 1964	NY Jets	11th	#
			NFL	Nov. 28, 1964	Philadelphia	16th	#
	Dan Simrell	QB	NFL	Nov. 28, 1964	Cleveland	14th	#
1964	Wynn Lembright	OL	NFL	Dec. 2, 1963	NY Giants	16th	#
1963	Frank Baker	Back	NFL	Dec. 3, 1962	Cleveland	5th	#
			AFL	Dec. 1, 1962	Denver	19th	#
	Larry Campbell	End	NFL	Dec. 3, 1962	LA Rams	15th	#
	Ed Scrutchins	End	NFL	Dec. 3, 1962	St. Louis	15th	#
	Jim Bogdalek	OL	NFL	Dec. 3, 1962	San Francisco	16th	#
1960	Jack Campbell	End	AFL	Nov. 22, 1959 (Rd. 1)	Denver	2nd@	#
				Dec. 2, 1959 (Rd. 2)			
			NFL	Unknown %	Cleveland	19th	#





# Rockets in the NFL/AFL Drafts

Year	Name	Position	League	Draft Date	Team	Round	Pick
1958	Gene Cook	End	NFL	Dec. 2, 1957	Green Bay	13th	#
1955	Mel Triplett	Back	NFL	Jan. 27-28, 1955	NY Giants	5th	#
	George Machoukas	OL	NFL	Jan. 27-28, 1955	Green Bay	15th	#
1954	Asa Jenkins	Back	NFL	Jan. 28, 1954	Cleveland	6th	#
	Rick Kaser	Back	NFL	Jan. 28, 1954	Detroit	17th	#
1953	Jocko Gordon	Tackle	NFL	Jan. 22, 1953	LA Rams	21st	#
1950	Emerson Cole	Back	NFL	Jan. 21-22, 1950	Cleveland	12th	#
1948	Ted Zuchowski	Tackle	NFL	Dec. 9, 1947	Pittsburgh	29th	#
	Frank Pizza	Tackle	NFL	Dec. 9, 1947	Detroit	27th	#
1941	Bob Hayes	End	NFL	Dec. 10, 1940	Green Bay	17th	#
	Warren Densmore	OL	NFL	Dec. 10, 1940	Cleveland	10th	#
1940	Frances Maher	Back	NFL	Dec. 9, 1939	Philadelphia	10th	#
1939	Tony Popp	End	NFL	Dec. 8, 1938	Brooklyn	20th	#

*#Draft records do not indicate overall selection rankings for 1936-1966. A player's order of selection was first recorded in 1967, the year of the first combined AFL-NFL draft.*

*% The 1960 NFL draft was held in secret in an attempt to keep information from the upstart AFL, which was conducting its own draft.*

*@The first AFL draft was held in 1960 and consisted of two rounds, with each team allowed 33 selections per round. The second round was conducted only after the teams decided that they needed a wider base from which to attempt to sign players.*



**Dan Williams was selected by Denver as the 11th overall pick of the 1993 NFL Draft.**

# Bowl History


**Corey Jones celebrates a touchdown in Toledo's 32-17 victory over Temple in the 2015 Marmot Boca Raton Bowl.**

## 1969 TANGERINE BOWL TOLEDO 56, DAVIDSON 33

The Rockets headed to Orlando with much at stake: the first undefeated season in the history of the football program. The Rocket offense racked up 324 yards in total offense and put 42 points on the board in the first half. It all led to a 56-33 victory over Southern Conference champion Davidson in the 24th annual Tangerine Bowl.

Quarterback Chuck Ealey, voted the game's most valuable back, ran nine times for 83 yards and a touchdown and threw for 147 yards and three scores on 10-of-13 passing. Don Fair caught four passes for 78 yards and Charles Cole carried 22 times for 152 yards.

The Rockets were later rewarded with a No. 20 national ranking in the final Associated Press poll.




## 1971 TANGERINE BOWL TOLEDO 28, RICHMOND 3

For the first 15 minutes of the game, Richmond looked as if it had the ability to end Toledo's winning streak at 34 games, taking a 3-0 lead. But then quarterback Chuck Ealey and the No. 1 defense in the nation went to work.

The Rocket defense limited the Spiders to just 51 total yards of total offense in the second half, including none through the air. Richmond punted on five of its seven possessions in the second half, was stopped on fourth down on one and intercepted on the other.

Ealey completed 14-of-23 passes for 176 yards and scored from one yard out. With the victory, the Rockets ran their winning streak to 35 games, to this day the second-longest in major college football.



## 1970 TANGERINE BOWL TOLEDO 40, WILLIAM & MARY 12

The Rockets looking to repeat as Tangerine Bowl champs and post a second consecutive undefeated season, but Lou Holtz's William & Mary team had other ideas and looked primed for an upset when it jumped out to a 6-0 lead and trailed by one point, 7-6, at halftime.

But it was all Rockets in the second half as they scored on their first four possessions.

The Rockets churned out 326 yards rushing, paced by Charles Cole (132 yards) and Tony Harris (101 yards). Toledo finished 12th in the nation in the final A.P. poll, 14th in the Football News and 17th by UPI.



## 1981 CALIFORNIA BOWL TOLEDO 27, SAN JOSE ST. 25

They said it couldn't be done. There was no way that Toledo could beat a San Jose State team ranked 20th in the final UPI coaches poll. Yet when the first-ever California Bowl game was over, it was Toledo who left the field victorious, 27-25. Tony Lee's 41-yard field goal with just seconds left gave Toledo the victory.

Toledo had led in the game, 21-3, in the third quarter, but let that slip away. The Spartans took a 25-24 lead with just 52 seconds remaining, on a 35-yard touchdown pass and a two-point conversion.

The Rockets were faced with 80 yards of field ahead of them and no time outs remaining. Quarterback Maurice Hall coolly marched his offense down to the Spartan 24-yard line to set the stage for Lee's winning field goal.






# Bowl History

## 1984 CALIFORNIA BOWL UNLV 30, TOLEDO 13\*

The Rockets came up short, 30-13, against Randall Cunningham, Ickey Woods and the rest of the Runnin' Rebels. Cunningham had a stellar game, completing 18-of-28 passes for 270 yards. Woods, just a freshman at the time, led UNLV with 53 yards and a TD.

Rocket running back Steve Morgan was named Toledo's outstanding offensive player after totaling 154 yards on 31 carries, while quarterback A.J. Sager was 12-of-31 for 137 yards with one TD.

*\*NOTE: The contest was later forfeited to Toledo by the PCAA due to use of ineligible players by UNLV earlier that season. UNLV has never accepted the ruling.*



## 2002 MOTOR CITY BOWL BOSTON COLLEGE 51, TOLEDO 25

Boston College scored on its first six possessions on its way to a 42-18 halftime lead, effectively putting the game away and preventing the Rockets from defending their Motor City Bowl title. Toledo cut the Eagles' advantage to 21-10 when Trinity Dawson scored on a two-yard run with 10:47 remaining in the first half but UT never got any closer.

Down 28-10 with less than six minutes to go in the first half, Toledo gambled, going for it on a fourth-and-1 from its own 40, but Brian Jones' pass fell incomplete. Boston College took possession, and on the next play, Grant Adams caught Brian St. Pierre's pass across the middle, eluded a defender and raced into the end zone for a 35-10 lead. A one-yard TD run by Brandon Brokaw with 1:31 to go in the half made it 42-10.

Jones, the nation's percentage completion leader, connected on 27-41 passes for 331 yards with two touchdowns and two interceptions.

Wide receiver Carl Ford had a career-high 10 receptions for 112 yards, including a nine-yard touchdown pass with 24 seconds to go in the second quarter. Fellow senior Donta' Greene added four catches for 63 yards.



## 1995 LAS VEGAS BOWL TOLEDO 40, NEVADA 37 (OT)

In a game that featured the first overtime in Division I-A football history, Toledo prevailed over Nevada, 40-37, electrifying a national TV audience on ESPN. After a field goal gave the Wolf Pack a 37-34 lead, its first of the game, the Rockets' Wasean Tait, who set four bowl records and was named co-MVP, scored the winning points on a two-yard run.

Tait set Las Vegas Bowl standards for rushing yards (185), all-purpose yards (238) and TDs (four).

The two teams battled to stand-still through regulation, with Nevada tying the game with a late field goal. Toledo won the overtime coin toss and elected to go on defense first. Nevada settled for a field goal, setting up Tait, who got the call on three of UT's four plays, the last one the game-winner. He was buried under a sea of Rockets in the victory celebration and passed out cold.



## 2001 MOTOR CITY BOWL TOLEDO 23, CINCINNATI 16

Chester Taylor ran for a Motor City Bowl-record 190 yards and scored the go-ahead touchdown on a 24-yard run with 3:23 left as Toledo defeated Cincinnati, 23-16. But it was a big play by the defense that clinched the victory for Toledo.

Cincinnati drove to the UT five-yard line, but couldn't convert on fourth-and-4 with 50 seconds left. Cincinnati's Ray Jackson bobbled a deflected pass in a crowded end zone, and senior free safety Andy Boyd then wrestled Jackson—and the ball—to the ground to seal the victory for Toledo.

Quarterback Tavares Bolden was 14-of-28 for 135 yards, but it was his legs that helped Toledo the most. He ran for 41 yards on a draw on the first play of the second half that led to a UT field goal. He tied the game late in the third quarter when he sprinted 28 yards untouched for a touchdown. For the game, Bolden ran for 99 yards, which helped the Rockets set a Motor City Bowl record with 322 yards rushing.



## 2004 MOTOR CITY BOWL UCONN 39, TOLEDO 10

Quarterback Bruce Gradkowski was game. Unfortunately, his broken right hand was not. Gradkowski, who broke his throwing hand in the MAC Championship Game, tried to play in the Motor City Bowl but was ineffective and clearly in pain. As a result, the Rockets' offense stalled, and Connecticut had its way with Toledo, 39-10. Gradkowski finished 6-of-12 for 43 yards before being replaced by Marques Council. By the time Council got in the game to start the second half, UConn was up, 30-7. Council set career highs in attempts (28), completions (16) and passing yards (160).

Toledo entered the game as the favorites, but without a healthy Gradkowski it was no contest. UConn scored on six of its first seven possessions as the Rockets were held to a season-low 10 points.

Gradkowski wasn't the only Rocket to go down, as the UT training staff was kept busy throughout the entire game. Senior All-MAC free safety Patrick Body broke his right arm in the second half. Lance Moore, Toledo's all-time leading receiver, left the game in the second half with a dislocated shoulder. Senior center David Odenthal suffered a sprained left ankle in the first half, returned briefly, then sat out most of the second half.





# Bowl History

## 2005 GMAC BOWL TOLEDO 45, UTEP 13

Quarterback Bruce Gradkowski ended his storied collegiate career with an exclamation point, throwing five touchdown passes to lead Toledo to a convincing 45-13 win over UTEP. Fellow senior and roommate Trinity Dawson ran for 132 yards.

Toledo's defense shut down UTEP's offense at almost every turn. Linebacker Mike Alston contributed two big tackles for the Rockets to end the first half, when UTEP was threatening to cut into a 28-13 deficit. It was the last time the Miners appeared set to mount a rally.

Gradkowski, who completed 18-of-32 passes for 298 yards, was chosen as the game's MVP while Dawson (offense), Alston (defensive) and Steve Odom (special teams) also won game honors. After the game, Gradkowski summed up the sentiment of the team.

"It's been an honor to be here this week," said Gradkowski. "We were treated unbelievably by the city of Mobile. The southern hospitality has been awesome. We've never experienced anything like this. We wanted to give back to Mobile by performing the way we did. I hope we satisfied the fans out there.

"It's been a pleasure. What a way to go out. This is our championship. We are GMAC Bowl Champions."



## 2011 MILITARY BOWL TOLEDO 42, AIR FORCE 41

Toledo used its powerful offense and the defense came up with a big play in an exciting 42-41 victory over Air Force in the Military Bowl. The Rockets never trailed in a see-saw affair in which there were three ties and UT's largest lead was 14 points.

With 52 seconds left in the game, Air Force scored what appeared to be the game-tying touchdown when Falcons receiver Jonathan Warzeka caught a wide open 33-yard pass from quarterback Tim Jefferson.

Air Force lined up for the extra-point but opted to go for two points on a trick play. Holder David Baska took the snap and headed for the end zone, but sophomore defensive end Jayrone Elliott stripped the ball loose from Baska. The ball bounced in the direction of Parker Herrington, who tried to scoop up the loose ball but ending up kicking it out of the end zone leaving the Rockets with a 42-41 advantage and their first bowl victory since 2005.

The victory was a great vindication for a Rocket team that had survived numerous injuries—including three key injuries to its defense in this game. It was also a dramatic debut for head coach Matt Campbell, the Rockets' offensive coordinator who was named head coach just 16 days prior to the game.




## 2010 LITTLE CAESARS PIZZA BOWL FIU 34, TOLEDO 32

Florida International capped a second-half comeback with a 34-yard field goal as time expired to give the Panthers a dramatic 34-32 victory over Toledo at the Little Caesars Pizza Bowl at Ford Field in Detroit.

FIU's game-winning field goal overshadowed Toledo's own comeback that gave the Rockets a 32-31 lead with 1:14 to play. Redshirt freshman quarterback Terrance Owens scrambled in for a 14-yard TD and then completed a pass to sophomore wide receiver Eric Page for the two-point conversion. But on its final possession FIU converted a fourth-and-17 from its own 41-yard line to keep its drive alive and set up the eventual game-winning field goal by Jack Griffin.

Toledo held a 24-7 lead early in the second half but FIU scored 24 unanswered points to take a 31-24 lead with 3:18 to play. Junior Adonis Thomas led the Rockets with a career-high 193 yards rushing and two touchdowns. Thomas' second TD run was an 87-yard bolt in the second quarter, the longest run of his career, the fourth-longest rush in Toledo history and tied for the longest run in Little Caesars Bowl history. He finished the season with 1,098 yards, the 13th-highest total in school history.



## 2012 IDAHO POTATO BOWL UTAH STATE 41, TOLEDO 15

Despite the loss of two stars, Toledo gave No. 18 Utah State all it could handle before losing, 41-15, at the Famous Idaho Potato Bowl in Boise, Idaho.

Senior linebacker Dan Molls, the nation's leading tackler, was knocked out of the game with a concussion on the game's opening kickoff. A short while later, junior running back David Fluellen reinjured his sore left ankle and never returned.

Despite those losses, Toledo was in the game well into the fourth quarter, trailing just 13-9 before a 63-yard touchdown run by USU's Kerwynn Williams put the game on ice just under the seven-minute mark. Williams then followed with two more scoring runs of five and 25 yards to finish the game with 18 carries for 235 yards.

Senior QB Austin Dantin, who played the first three quarters, completed 12-of-21 attempts for 132 yards with two interceptions for the Rockets. Junior QB Terrance Owens, hobbled by an ankle injury, played most of the fourth quarter and was 5-of-16 for 26 yards. Utah State's Chuckie Keeton threw for 229 yards and completed 21-of-31 pass attempts.

Junior WR Bernard Reedy led the Rockets in both rushing and receiving, finishing with a career-high 10 carries for 50 yards on the ground and six catches for 62 yards through the air. He was honored following the game as Toledo's Most Valuable Player.





# Bowl History

## 2015 GODADDY BOWL TOLEDO 63, ARKANSAS STATE 44



Sophomore running back Kareem Hunt rushed for a career-high 271 yards and a bowl-record five touchdowns to propel the Toledo Rockets to a 63-44 victory over Arkansas State at the GoDaddy Bowl in Mobile on Jan. 4.

Hunt, who was named the game's Most Valuable Player, set the bowl record for rushing yards, as well. His five TDs ties the Toledo record for touchdowns, and ties the all-time bowl record for rushing touchdowns held by two others, most recently Oklahoma State's Barry Sanders at the

1988 Holiday Bowl.

In a game that featured 107 total points and 1,009 yards of total offense, Toledo's defense played a big role in the victory, scoring two touchdowns in the first half and stopping Arkansas State's potent offense in several key situations. Junior defensive end Trent Voss, who recovered a fumble in the end zone on the game's first play, had a career-high four tackles for loss among his game-high 10 tackles. He was named Defensive Player of the Game.

Sophomore quarterback Logan Woodside completed 21-of-27 passes for 176 yards and a touchdown. Sophomore Damion Jones-Moore added 103 yards and two touchdowns on 15 carries.

## 2016 RAYCOM MEDIA CAMELLIA BOWL APPALACHIAN STATE 31, TOLEDO 28



Senior Kareem Hunt rushed for 120 yards and two touchdowns to become Toledo's all-time leading rusher, but it wasn't enough as Toledo fell to Appalachian State, 31-28, in the 2016 Raycom Media Camellia Bowl in Montgomery, Ala.

App State scored on a 39-yard field goal with 5:14 left in the fourth quarter to give the Mountaineers a 31-28 lead. Toledo had its chance to tie the score but Jameson Vest's 30-yard field-goal attempt with 1:48 remaining was wide right.

Hunt led the rushing attack with 120 yards, giving him 4,945 career rushing yards, which breaks the all-time record at Toledo previously held by Chester Taylor (4,849 from 1998-2001). It was also the 28th 100-yard game in his career, breaking the school mark of 27 held by Taylor.

Senior Logan Woodside connected 18-of-26 passes and added to his nation-leading total by throwing two touchdown passes to give him 45. Junior Cody Thompson led the team with 99 yards on five receptions, giving him 1,269 on the season and surpassing the Toledo record of 1,194 set by Lance Moore in 2003.

The contest was a close battle throughout the night with neither team leading by more than seven points. The score was tied at 7, 14, 21 and 28.

## 2015 MARMOT BOCA RATON BOWL TOLEDO 32, TEMPLE 17



Phillip Ely threw for 285 yards and two touchdowns and Toledo used a smothering defense to knock off No. 24 Temple, 32-17, at the Marmot Boca Raton Bowl at FAU Stadium. Ely, playing in his final game as a Rocket, returned to his native Florida to lead the Rockets to victory in Jason Candle's first game as head coach.


Ely, a transfer from Alabama, was named the game's Offensive MVP. He completed 20-of-28 passes despite throwing in driving rain most of the night. Kareem Hunt led the running attack

with 79 yards and two TDs. Cody Thompson had four receptions for a career-high 119 yards, including a big 80-yard score in the fourth quarter.

While Ely provided the Rockets (10-2) with leadership on offense, the Toledo defense set the tone of the game, holding the Owls to just 17 points and a mere 67 yards of total offense in the first half. Ja'Wuan Woodley, who had a key safety in the first half, was named the game's Defensive MVP. Chase Murdock and Trent Voss paced the front seven with 11 and 10 tackles, respectively.

Toledo's defense controlled the action in the first half, holding Temple (10-4) to just 67 yards of total offense.

## 2017 DOLLAR GENERAL BOWL APPALACHIAN STATE 34, TOLEDO 0



Toledo fell behind early and could never get back in the game in a 34-0 loss to Appalachian State in the Dollar General Bowl in Mobile, Ala.

The Rockets (11-3) trailed 20-0 at half-time and App State outgained Toledo in total offense for the game, 458-146.

Senior quarterback Logan Woodside, playing in his final game as a Rocket, completed 16-of-29 passes for 124 yards. Senior Terry Swanson led the running attack with 44 yards. Sophomore Diontae Johnson caught two passes for 21 yards, finishing his season with a school-record 1,278 receiving yards.

Appalachian State controlled the first half, taking a 20-0 half-time lead and outgaining the Rockets in total offense, 267-85, in the first 30 minutes. The Mountaineers got on the board on their third possession of the game on a seven-yard TD run by Jalin Moore with 4:06 to play in the first quarter. The 36-yard drive was set up by an ASU interception of Woodside near midfield that was returned 19 yards by Anthony Flory.

ASU scored again on its next possession, a nine-play, 64-yard drive capped off by another seven-yard run by Moore. After the Mountaineers forced Toledo to punt, they drove 57 yards before settling for a 29-yard field goal by Chandler Staton to increase their lead to 17-0 with 8:09 left in the first half.





Logan Woodside is Toledo's all-time leading passer with 10,514 yards.

# Toledo Record Book





# All-Time Record by Season

<u>Year</u>	<u>Record</u>	<u>H</u>	<u>A</u>	<u>N</u>	<u>MAC</u>	<u>Year</u>	<u>Record</u>	<u>H</u>	<u>A</u>	<u>N</u>	<u>MAC</u>
1917	0-3	0-0	0-3	—		1948	5-6	3-5	2-1	—	
1918	1-1	NA	NA	—		1949	6-4	4-3	2-1	—	
1919	2-4	NA	NA	—		1950	4-5	3-3	1-2	—	
1920	0-3	0-1	0-2	—		1951	6-4	5-1	1-3	—	
1921	3-5	1-2	2-3	—		1952	4-5	3-2	1-3	—	1-4
1922	2-2-3	2-0-2	0-2-1	—		1953	3-6	1-4	2-2	—	2-3
1923	6-4	6-1	0-3	—		1954	6-2-1	4-1	2-1-1	—	3-2
1924	5-3	2-0	3-3	—		1955	3-5-1	2-2-1	1-3	—	2-4
1925	1-8	0-4	1-4	—		1956	1-7-1	0-4-1	1-3	—	1-5
1926	3-5	2-1	1-4	—		1957	5-4	5-0	0-4	—	3-2
1927	5-2	3-1	2-1	—		1958	4-5	3-2	1-3	—	1-4
1928	1-6	1-2	0-4	—		1959	2-6-1	2-4	0-2-1	—	0-6
1929	4-2-1	2-1-1	2-1	—		1960	2-7	2-3	0-4	—	0-6
1930	2-5-1	1-1	1-4-1	—		1961	3-7	2-3	1-4	—	2-4
1931	no football - lack of funding					1962	3-6	1-3	2-3	—	1-5
1932	3-4	NA	NA	—		1963	2-7	2-3	0-4	—	1-5
1933	4-2-2	3-1-1	1-1-1	—		1964	2-8	0-5	2-3	—	1-5
1934	5-3	3-2	2-1	—		1965	5-5	4-1	1-4	—	2-4
1935	6-2-1	4-1-1	2-1	—		1966	2-7-1	2-2-1	0-5	—	1-5
1936	2-6	2-3	0-3	—		1967	9-1	5-1	4-0	—	5-1
1937	6-3	4-1	2-2	—		1968	5-4-1	2-2-1	3-2	—	3-2-1
1938	6-3-1	4-0-1	2-3	—		1969	11-0	5-0	5-0	1-0	5-0
1939	7-3	5-1	2-2	—		1970	12-0	6-0	5-0	1-0	5-0
1940	6-3	4-1	2-2	—		1971	12-0	5-0	6-0	1-0	5-0
1941	7-4	3-2	4-2	—		1972	6-5	3-2	3-3	—	2-3
1942	4-4-1	4-2#	0-2-1	—		1973	3-8	3-2	0-6	—	1-4
1943	no football - WWII					1974	6-5	3-3	3-2	—	3-2
1944	no football - WWII					1975	5-6	3-2	1-4	1-0	4-4
1945	no football - WWII					1976	3-8	3-2	0-6	—	2-6
1946	6-2-2	4-1-1	2-1-1	—		1977	2-9	1-5	1-4	—	2-7
1947	9-2	7-1	2-1	—		1978	2-9	1-4	1-5	—	2-7



Chuck Ealey and the Rockets went 35-0 from 1969-71, winning three MAC titles and three Tangerine Bowls.



# All-Time Record by Season

<u>Year</u>	<u>Record</u>	<u>H</u>	<u>A</u>	<u>N</u>	<u>MAC</u>
1979	7-3-1	4-0-1	3-3	—	7-1-1
1980	4-7	3-2	1-5	—	3-6
1981	9-3	5-0	3-3	1-0	8-1
1982	6-5	4-1	2-4	—	5-4
1983	9-2	5-1	4-1	—	7-2
1984	9-2-1	5-0	3-2-1	1-0	7-1-1
1985	4-7	3-2	1-5	—	3-6
1986	7-4	5-0	2-4	—	5-3
1987	3-7-1	3-2	0-5-1	—	3-4-1
1988	6-5	5-1	1-4	—	4-4
1989	6-5	5-0	1-5	—	6-2
1990	9-2	5-1	4-1	—	7-1
1991	5-5-1	3-2-1	2-3	—	4-3-1
1992	8-3	4-1	4-2	—	5-3
1993	4-7	3-3	1-4	—	3-5
1994	6-4-1	4-1-1	2-3	—	4-3-1
1995	11-0-1	5-0	5-0-1	1-0	7-0-1
1996	7-4	4-2	3-2	—	6-2
1997	9-3	5-0	4-3	—	7-1
1998	7-5	5-1	2-4	—	6-2
1999	6-5	4-3	2-2	—	5-3
2000	10-1	6-0	4-1	—	6-1
2001	10-2	6-0	3-2	1-0	5-2
2002	9-5	5-1	4-3	0-1	7-1
2003	8-4	6-0	2-4	—	6-2
2004	9-4	5-0	3-3	1-1	7-1
2005	9-3	4-1	4-2	1-0	6-2
2006	5-7	4-2	1-5	—	3-5
2007	5-7	5-2	0-5	—	3-5
2008	3-9	1-5	2-4	—	2-6
2009	5-7	3-2	2-4	0-1	3-5
2010	8-5	4-2	4-2	0-1	7-1
2011	9-4	4-2	4-2	1-0	7-1
2012	9-4	5-1	4-2	0-1	6-2
2013	7-5	5-1	2-4	---	5-3
2014	9-4	5-1	3-3	1-0	7-1
2015	10-2	4-2	5-0	1-0	6-2
2016	9-4	5-1	4-2	0-1	6-2
2017	11-3	6-0	4-2	1-1	7-1

**Overall Record: 537-423-24 (.558)**

**Home: 327-150-14 (.680)**

**Away: 190-257-10 (.427)**

**Neutral: 14-7 (.667)**

**Location unknown: 6-9 (.400)\***

**MAC Record: 272-200-7 (.575)**

**Record In Glass Bowl: 291-127-8 (.692)**

*\*Records from 1918, 1919 and 1932 do not include location.*

*# Last five home games of 1942 were played at Swayne Field.*

## Conference Affiliations

**1917-20:** Independent

**1921-30:** Northwest Ohio League

**1932-47:** Ohio Athletic Conference

**1948-51:** Independent

**1952-present:** Mid-American Conference



Toledo rallied from a 23-0 deficit early in the second quarter to defeat Marshall, 41-36, in the 2001 MAC Championship Game at the Glass Bowl. Chester Taylor (19) rushed for 188 yards and scored the game-winning touchdown.



Toledo went 11-3 in 2017, its most wins since 1995.



# Coaching Records by Season

YEAR	COACH	W	L	T	PCT.
1917	John Brandeberry	0	3	0	.000
<b>1 year</b>	<b>John Brandeberry</b>	<b>0</b>	<b>3</b>	<b>0</b>	<b>.000</b>
1918	James Baxter	1	1	0	.500
<b>1 year</b>	<b>James Baxter</b>	<b>1</b>	<b>1</b>	<b>0</b>	<b>.500</b>
1919	Walt Hobt	2	4	0	.333
1920	Walt Hobt	0	3	0	.000
<b>2 years</b>	<b>Walt Hobt</b>	<b>2</b>	<b>7</b>	<b>0</b>	<b>.222</b>
1921	Joseph Dwyer	3	5	0	.375
1922	Joseph Dwyer	2	2	3	.500
<b>2 years</b>	<b>Joseph Dwyer</b>	<b>5</b>	<b>7</b>	<b>3</b>	<b>.433</b>
1923	James Dwyer	6	4	0	.600
1924	James Dwyer	5	3	0	.625
1925	James Dwyer	1	8	0	.111
<b>3 years</b>	<b>James Dwyer</b>	<b>12</b>	<b>15</b>	<b>0</b>	<b>.444</b>
1926	Boni Petcoff	3	5	0	.375
1927	Boni Petcoff	5	2	0	.714
1928	Boni Petcoff	1	6	0	.167
1929	Boni Petcoff	4	2	1	.643
<b>4 years</b>	<b>Boni Petcoff</b>	<b>13</b>	<b>15</b>	<b>1</b>	<b>.466</b>
1930	Jim Nicholson	2	5	1	.313
1931	No team - (lack of funding)				
1932	Jim Nicholson	3	4	0	.429
1933	Jim Nicholson	4	2	2	.625
1934	Jim Nicholson	5	3	0	.625
1935	Jim Nicholson	6	2	1	.722
<b>5 years</b>	<b>Jim Nicholson</b>	<b>20</b>	<b>16</b>	<b>4</b>	<b>.550</b>
1936	Doc Spears	2	6	0	.250
1937	Doc Spears	6	3	0	.667
1938	Doc Spears	6	3	1	.650
1939	Doc Spears	7	3	0	.700
1940	Doc Spears	6	3	0	.667
1941	Doc Spears	7	4	0	.636
1942	Doc Spears	4	4	1	.500
<b>7 years</b>	<b>Doc Spears</b>	<b>38</b>	<b>26</b>	<b>2</b>	<b>.591</b>
1943	No football (WW II)				
1944	No football (WW II)				
1945	No football (WW II)				
1946	Bill Orwig	6	2	2	.700
1947	Bill Orwig	9	2	0	.818
<b>2 years</b>	<b>Bill Orwig</b>	<b>15</b>	<b>4</b>	<b>2</b>	<b>.762</b>
1948	J. N. Stahley	5	6	0	.455
1949	J. N. Stahley	6	4	0	.600
<b>2 years</b>	<b>J. N. Stahley</b>	<b>11</b>	<b>10</b>	<b>0</b>	<b>.524</b>
1950	Robert Snyder	4	5	0	.444
<b>1 year</b>	<b>Robert Snyder</b>	<b>4</b>	<b>5</b>	<b>0</b>	<b>.444</b>
1951	Don Greenwood	4	3	0	.571
<b>1 year</b>	<b>Don Greenwood</b>	<b>4</b>	<b>3</b>	<b>0</b>	<b>.571</b>
1951	Clair Dunn	2	1	0	.667
1952	Clair Dunn	4	5	0	.444
1953	Clair Dunn	3	6	0	.333
<b>2+ years</b>	<b>Clair Dunn</b>	<b>9</b>	<b>12</b>	<b>0</b>	<b>.429</b>
1954	Forrest England	6	2	1	.722
1955	Forrest England	3	5	1	.389
<b>2 years</b>	<b>Forrest England</b>	<b>9</b>	<b>7</b>	<b>2</b>	<b>.556</b>
1956	Jack Morton	1	7	1	.167
<b>1 year</b>	<b>Jack Morton</b>	<b>1</b>	<b>7</b>	<b>1</b>	<b>.167</b>
1957	Harry Larche	5	4	0	.556
1958	Harry Larche	4	5	0	.444
1959	Harry Larche	2	6	1	.278
<b>3 years</b>	<b>Harry Larche</b>	<b>11</b>	<b>15</b>	<b>1</b>	<b>.426</b>



**Chuck Stobart led the Rockets to the 1981 MAC Championship. He later became the head coach at Memphis, as well as offensive coordinator at Pittsburgh, Arizona, USC and Ohio State.**

YEAR	COACH	W	L	T	PCT.
1960	Clive Rush	2	7	0	.222
1961	Clive Rush	3	7	0	.300
1962	Clive Rush	3	6	0	.333
<b>3 years</b>	<b>Clive Rush</b>	<b>8</b>	<b>20</b>	<b>0</b>	<b>.286</b>
1963	Frank Lauterbur	2	7	0	.222
1964	Frank Lauterbur	2	8	0	.250
1965	Frank Lauterbur	5	5	0	.500
1966	Frank Lauterbur	2	7	1	.250
1967	Frank Lauterbur	9	1	0	.900
1968	Frank Lauterbur	5	4	1	.550
1969	Frank Lauterbur	11	0	0	1.000
1970	Frank Lauterbur	12	0	0	1.000
<b>8 years</b>	<b>Frank Lauterbur</b>	<b>48</b>	<b>32</b>	<b>2</b>	<b>.598</b>

# Coaching Records by Season



Gary Pinkel led the Rockets to a 73-37-3 record from 1991-2000, including a 24-6 victory over Penn State in his final season at UT. Pinkel is in the UT Varsity T Hall of Fame, as well as the MAC Hall of Fame.

1996	Gary Pinkel	7	4	0	.636
1997	Gary Pinkel	9	3	0	.750
1998	Gary Pinkel	7	5	0	.583
1999	Gary Pinkel	6	5	0	.545
2000	Gary Pinkel	10	1	0	.909
<b>10 years</b>	<b>Gary Pinkel</b>	<b>73</b>	<b>37</b>	<b>3</b>	<b>.659</b>
2001	Tom Amstutz	10	2	0	.833
2002	Tom Amstutz	9	5	0	.643
2003	Tom Amstutz	8	4	0	.667
2004	Tom Amstutz	9	4	0	.692
2005	Tom Amstutz	9	3	0	.750
2006	Tom Amstutz	5	7	0	.417
2007	Tom Amstutz	5	7	0	.417
2008	Tom Amstutz	3	9	0	.250
<b>8 years</b>	<b>Tom Amstutz</b>	<b>58</b>	<b>41</b>	<b>0</b>	<b>.586</b>
2009	Tim Beckman	5	7	0	.417
2010	Tim Beckman	8	5	0	.615
2011	Tim Beckman	8	4	0	.667
<b>3 years</b>	<b>Tim Beckman</b>	<b>21</b>	<b>16</b>	<b>0</b>	<b>.568</b>
2011	Matt Campbell	1	0	0	1.000
2012	Matt Campbell	9	4	0	.692
2013	Matt Campbell	7	5	0	.538
2014	Matt Campbell	9	4	0	.692
2015	Matt Campbell	9	2	0	.818
<b>4 years</b>	<b>Matt Campbell</b>	<b>35</b>	<b>15</b>	<b>0</b>	<b>.700</b>
2015	Jason Candle	1	0	0	1.000
2016	Jason Candle	9	4	0	.692
2017	Jason Candle	11	3	0	.785
<b>2 years</b>	<b>Jason Candle</b>	<b>21</b>	<b>7</b>	<b>0</b>	<b>.750</b>

YEAR	COACH	W	L	T	PCT.
1971	Jack Murphy	12	0	0	1.000
1972	Jack Murphy	6	5	0	.545
1973	Jack Murphy	3	8	0	.273
1974	Jack Murphy	6	5	0	.545
1975	Jack Murphy	5	6	0	.455
1976	Jack Murphy	3	8	0	.273
<b>6 years</b>	<b>Jack Murphy</b>	<b>35</b>	<b>32</b>	<b>0</b>	<b>.522</b>
1977	Chuck Stobart	2	9	0	.222
1978	Chuck Stobart	2	9	0	.222
1979	Chuck Stobart	7	3	1	.682
1980	Chuck Stobart	4	7	0	.364
1981	Chuck Stobart	9	3	0	.750
<b>5 years</b>	<b>Chuck Stobart</b>	<b>24</b>	<b>31</b>	<b>1</b>	<b>.438</b>
1982	Dan Simrell	6	5	0	.545
1983	Dan Simrell	9	2	0	.818
1984	Dan Simrell	9	2	1	.792
1985	Dan Simrell	4	7	0	.364
1986	Dan Simrell	7	4	0	.636
1987	Dan Simrell	3	7	1	.318
1988	Dan Simrell	6	5	0	.545
1989	Dan Simrell	6	5	0	.545
<b>8 years</b>	<b>Dan Simrell</b>	<b>50</b>	<b>37</b>	<b>2</b>	<b>.573</b>
1990	Nick Saban	9	2	0	.818
<b>1 year</b>	<b>Nick Saban</b>	<b>9</b>	<b>2</b>	<b>0</b>	<b>.818</b>
1991	Gary Pinkel	5	5	1	.500
1992	Gary Pinkel	8	3	0	.727
1993	Gary Pinkel	4	7	0	.364
1994	Gary Pinkel	6	4	1	.591
1995	Gary Pinkel	11	0	1	.958



Jason Candle's first victory as head coach came in the 2015 Boca Raton Bowl, a 32-17 triumph over No. 24 Temple.



# All-Time Coaching Records

## COACHING VICTORY LEADERS - CAREER

	W	L	T	Pct.
1. Gary Pinkel (1991-2000)	73	37	3	.659
2. Tom Amstutz (2001-08)	58	41	0	.586
3. Dan Simrell (1982-89)	50	37	2	.573
4. Frank Lauterbur (1963-70)	48	32	2	.598
5. Dr. C. W. Spears (1936-42)	38	26	2	.591
6. Matt Campbell (2011-2015)	35	15	0	.700
Jack Murphy (1971-76)	35	32	0	.522
8. Chuck Stobart (1977-81)	24	31	1	.438
<b>9. Jason Candle (2015-present)</b>	<b>21</b>	<b>7</b>	<b>0</b>	<b>.750</b>
Tim Beckman (2009-11)	21	16	0	.568

## COACHING VICTORY LEADERS- SEASON

	W	L	T	Pct.
1. Frank Lauterbur, 1970	12	0	0	1.000
Jack Murphy, 1971	12	0	0	1.000
3. Frank Lauterbur, 1969	11	0	0	1.000
Gary Pinkel, 1995	11	0	1	.958
<b>Jason Candle, 2017</b>	<b>11</b>	<b>3</b>	<b>0</b>	<b>.786</b>
6. Gary Pinkel, 2000	10	1	0	.909
Tom Amstutz, 2001	10	2	0	.833
<b>Campbell/Candle, 2015</b>	<b>10</b>	<b>2</b>	<b>0</b>	<b>.833</b>

## COACHING LEADERS BY WINNING PERCENTAGES - CAREER

	W	L	T	Pct.
Nick Saban (1990)	9	2	0	.818
Bill Orwig (1946-47)	15	4	2	.762
<b>Jason Candle (2015-present)</b>	<b>21</b>	<b>7</b>	<b>0</b>	<b>.750</b>
Matt Campbell (2011-2015)	35	15	0	.700
Gary Pinkel (1991-2000)	73	37	3	.659
Frank Lauterbur (1963-70)	48	32	2	.598
Dr. C. W. Spears (1936-42)	38	26	2	.591
Tom Amstutz (2001-08)	58	41	0	.586
Dan Simrell (1982-89)	50	37	2	.573
Don Greenwood (1951)	4	3	0	.571
Tim Beckman (2009-11)	21	16	0	.568
Forrest England (1954-55)	9	7	2	.556
Jim Nicholson (1930, 1932-35)	20	16	4	.550
J. N. Stahley (1948-49)	11	10	0	.524
Jack Murphy (1971-76)	35	32	0	.522
James Baxter (1918)	1	1	0	.500
Boni Petcoff (1926-29)	13	15	1	.466
James Dwyer (1923-25)	12	15	0	.444
Robert Snyder (1950)	4	5	0	.444
Chuck Stobart (1977-81)	24	31	1	.438
Joseph Dwyer (1921-22)	5	7	3	.433
Clair Dunn (1951-53)	9	12	0	.429
Harry Larche (1957-59)	11	15	1	.426
Clive Rush (1960-62)	8	20	0	.286
Walt Hobt (1919-20)	2	7	0	.222
Jack Morton (1956)	1	7	1	.167

## COACHING RECORDS — HOME/AWAY

	OVERALL RECORD				HOME RECORD				AWAY RECORD*				MAC RECORD			
	W	L	T	PCT	W	L	T	PCT	W	L	T	PCT	W	L	T	PCT
Doc Spears (1936-42)	38	26	2	.591	26	10	1	.716	12	16	1	.431	-	-	-	—
Bill Orwig (1946-47)	15	4	2	.762	11	2	1	.821	4	2	1	.643	-	-	-	—
J. N. Stahley (1948-49)	11	10	0	.524	7	8	0	.467	4	2	0	.667	-	-	-	—
Robert Snyder (1950)	4	5	0	.444	3	3	0	.500	1	2	0	.333	-	-	-	—
Don Greenwood (1951)	4	3	0	.571	3	1	0	.750	1	2	0	.333	-	-	-	—
Clair Dunn (1951-53)	9	12	0	.429	6	6	0	.500	3	6	0	.333	3	7	0	.300
Forrest England (1954-55)	9	7	2	.556	6	3	1	.650	3	4	1	.438	5	6	0	.455
Jack Morton (1956)	1	7	1	.167	0	4	1	.100	1	3	0	.250	1	5	0	.167
Harry Larche (1957-59)	11	15	1	.426	10	6	0	.625	1	9	1	.136	4	12	0	.250
Clive Rush (1960-62)	8	20	0	.286	5	9	0	.357	3	11	0	.214	3	15	0	.167
Frank Lauterbur (1963-70)	48	32	2	.598	26	14	2	.643	22	18	0	.550	23	22	1	.511
John Murphy (1971-76)	35	32	0	.522	20	11	0	.645	15	21	0	.417	17	19	0	.472
Chuck Stobart (1977-81)	24	31	1	.438	14	11	1	.558	10	20	0	.333	22	22	1	.500
Dan Simrell (1982-89)	50	37	2	.573	35	7	0	.833	15	30	2	.340	40	26	2	.603
Nick Saban (1990)	9	2	0	.818	5	1	0	.833	4	1	0	.800	7	1	0	.875
Gary Pinkel (1991-2000)	73	37	3	.659	44	13	2	.750	28	24	1	.538	53	23	3	.690
Tom Amstutz (2001-08)	58	41	0	.586	36	11	0	.766	22	30	0	.423	39	24	0	.619
Tim Beckman (2009-11)	21	16	0	.568	11	6	0	.647	10	10	0	.500	17	7	0	.708
Matt Campbell (2011-2015)	35	15	0	.700	19	5	0	.792	15	7	0	.682	24	8	0	.750
<b>Jason Candle (2015-Present)</b>	<b>21</b>	<b>7</b>	<b>0</b>	<b>.750</b>	<b>11</b>	<b>1</b>	<b>0</b>	<b>.916</b>	<b>9</b>	<b>6</b>	<b>0</b>	<b>.600</b>	<b>13</b>	<b>3</b>	<b>0</b>	<b>.813</b>

\*Neutral site results included in away game totals

# Season Results (1917-29)

## 1917 (0-3)

**Coach: John Brandeberry**

UT	Opp.
10/10 0 Detroit (A)	145 L
10/20 0 Ohio Northern (A)	90 L
NA 0 Findlay (A)	27 L

## 1918 (1-1)

**Coach: James Baxter**

UT	Opp.
NA 19 Defiance	12 W
NA 18 Hillsdale	31 L

## 1919 (2-4)

**Coach: Walt Hobt**

UT	Opp.
9/27 0 Ohio Northern	13 L
10/3 6 Bowling Green (A)	0 W
NA 0 Western Reserve	19 L
10/19 6 Adrian	27 L
NA 12 Defiance	6 W
NA 7 Wayne State (H)	8 L

## 1920 (0-3)

**Coach: Walt Hobt**

UT	Opp.
9/25 7 Western Reserve (A)	17 L
10/1 0 Wooster (H)	36 L
10/7 0 Wayne State (A)	14 L
10/16 Adrian (A) cancelled	
10/30 Bowling Green (A) cancelled	
11/6 Michigan State (A) cancelled	
11/13 Ohio Northern (H) cancelled	

## 1921 (3-5)

**Coach: Joseph Dwyer**

UT	Opp.
9/24 0 Cincinnati (A)	20 L
10/8 46 Findlay (A)	0 W
10/15 40 Defiance (H)	0 W
10/22 0 Adrian (A) (forfeit)	1 L
10/29 7 Bowling Green (H)	20 L
11/5 1 Baldwin-Wallace (forfeit)	0 W
11/11 0 Bluffton (A)	14 L
11/19 0 Wayne State (H)	13 L



The 1922 team was the last Toledo squad to play without a nickname. A year later, they were christened "Rockets" by a UT student manager and the name stuck.

## 1922 (2-2-3)

**Coach: Joseph Dwyer**

UT	Opp.
10/7 0 Defiance (A)	7 L
10/14 0 Alma (H)	0 T
10/20 6 Hillsdale (H)	0 W
11/4 6 Bowling Green (A)	6 T
11/11 3 Muskingum (H)	0 W
11/18 2 Wayne State (A)	6 L
11/24 0 Baldwin-Wallace (H)	0 T

## 1923 (6-4)

**Coach: James Dwyer**

**NWO League Champs**

UT	Opp.
9/29 12 Carnegie Tech (A)	32 L
10/6 13 Eastern Michigan (H)	0 W
10/13 3 Akron (A)	10 L
10/19 26 Defiance (H)	0 W
10/27 27 Bowling Green (H)	0 W
11/3 87 Findlay (H)	0 W
11/10 32 Grand Rapids (H)	0 W
11/17 38 Wayne State (H)	0 W
11/24 19 Hillsdale (A)	32 L
12/1 0 Notre Dame Reserves (H)	31 L

## 1924 (5-3)

**Coach: James Dwyer**

UT	Opp.
10/4 7 Eastern Michigan (A)	0 W
10/11 0 Carnegie Tech (A)	54 L
10/25 12 Bowling Green (A)	7 W
NA 19 Hillsdale (H)	0 W
11/1 6 Assumption (H)	0 W
11/8 6 Dayton (A)	52 L
11/15 27 Wayne State (A)	0 W
11/22 7 Akron (A)	14 L

## 1925 (1-8)

**Coach: James Dwyer**

UT	Opp.
9/26 0 Western Reserve (H)	14 L
10/3 0 Buffalo (A)	2 L
10/10 6 Dayton (H)	29 L
10/17 0 Ohio (H)	7 L
10/31 2 Assumption (A)	6 L
11/7 0 Michigan State (A)	58 L
11/11 20 Findlay (A)	0 W
11/14 0 Wayne State (H)	23 L
11/21 0 Louisville (A)	34 L

## 1926 (3-5)

**Coach: Boni Petcoff**

UT	Opp.
10/2 0 Alma (A)	19 L
10/9 14 Hillsdale (H)	26 L
10/16 0 Defiance (A)	12 L
10/23 7 Bluffton (H)	13 L
10/30 7 Findlay (H)	0 W
11/6 6 Xavier (A)	69 L
11/13 14 Wayne State (A)	7 W
11/20 33 Buffalo (H)	7 W

## 1927 (5-2)

**Coach: Boni Petcoff**

**NWO League Champs**

UT	Opp.
10/1 0 Alma (H)	30 L
10/8 19 Hillsdale (H)	0 W
10/15 13 Wayne State (H)	0 W
10/22 6 Bluffton (A)	0 W
11/4 16 Defiance (H)	7 W
11/11 34 Findlay (A)	0 W
11/18 0 Wittenberg (A)	25 L



The 1924 Rockets featured captain Gib Stick (front row, holding ball), the school's first star player.

## 1928 (1-6)

**Coach: Boni Petcoff**

UT	Opp.
10/5 31 Findlay (H)	9 W
10/13 0 Central Michigan (A)	13 L
10/20 0 Bowling Green (A)	14 L
10/27 0 Defiance (A)	15 L
11/3 6 Wayne State (A)	13 L
11/9 9 Bluffton (H)	33 L
11/17 0 Michigan "B" Team (H)	33 L

## 1929 (4-2-1)

**Coach: Boni Petcoff**

**NWO League Co-Champs**

UT	Opp.
9/28 0 Akron (H)	26 L
10/12 7 Findlay (A)	0 W
10/26 0 Bowling Green (H)	0 T
11/2 7 Bluffton (A)	0 W
11/9 17 Wayne State (H)	0 W
11/16 12 Central Michigan (A)	31 L
11/23 25 Defiance (H)	13 W



# Season Results (1930-40)

## 1930 (2-5-1)

**Coach: Jim Nicholson**

UT	Opp.
9/27 0 Akron (A)	41 L
10/4 0 Ohio Northern (A)	6 L
10/11 12 Defiance (A)	13 L
10/17 6 Findlay (A)	20 L
10/24 0 Heidelberg (H)	58 L
11/1 0 Bowling Green (A)	0 T
11/8 14 Bluffton (H)	0 W
11/22 18 Wayne State (A)	0 W

## 1931 No football team - lack of funding

## 1932 (3-4)

**Coach: Jim Nicholson**

UT	Opp.
10/1 18 Capital (H)	0 W
10/8 0 Wayne State (H)	3 L
10/15 0 Heidelberg (A)	12 L
10/22 6 Marietta (H)	0 W
10/28 0 Ohio St. "B" Team (H)	6 L
11/5 6 Bowling Green (A)	12 L
11/12 12 Otterbein	7 W

## 1933 (4-2-2)

**Coach: Jim Nicholson**

UT	Opp.
9/30 2 Capital (A)	7 L
10/7 0 Wayne State (A)	0 T
10/14 29 Defiance (H)	6 W
10/21 12 Kenyon (A)	0 W
10/28 25 Bowling Green (H)	7 W
11/4 6 Heidelberg (H)	6 T
11/11 13 John Carroll (H)	33 L
11/18 12 Otterbein (H)	7 W

## 1934 (5-3)

**Coach: Jim Nicholson**

UT	Opp.
9/29 20 Capital (H)	0 W
10/6 0 Western Reserve (H)	7 L
10/13 19 Louisville (H)	7 W
10/20 40 Kenyon (H)	0 W
10/27 0 Buffalo (A)	8 L
11/3 22 Bowling Green (A)	0 W
11/10 9 Muskingum (A)	0 W
11/23 13 Case (H)	33 L

## 1935 (6-2-1)

**Coach: Jim Nicholson**

UT	Opp.
9/28 0 Capital (H)	6 L
10/5 0 Boston (A)	6 L
10/12 0 Haskell Institute (H)	0 T
10/19 18 Case (A)	7 W
10/26 13 Denison (H)	0 W
11/1 63 Bowling Green (H)	0 W
11/9 41 Louisville (A)	7 W
11/16 19 Buffalo (H)	6 W
11/23 31 Heidelberg (H)	0 W

## 1936 (2-6)

**Coach: Dr. C.W. Spears**

UT	Opp.
10/3 32 Findlay (H)	0 W
10/10 0 Boston (H)	6 L
10/17 6 Denison (A)	9 L
10/24 0 Western Reserve (H)	14 L
10/31 6 Wayne State (H)	9 L
11/7 0 Miami (A)	13 L
11/14 0 Heidelberg (A)	7 L
11/21 50 Otterbein (H)	0 W

## 1937 (6-3)

**Coach: Dr. C.W. Spears**

UT	Opp.
9/27 26 Bluffton (H)	0 W
10/2 19 Georgetown (Ky.) (H)	0 W
10/9 6 Ohio Wesleyan (A)	0 W
10/16 7 Akron (H)	21 L
10/23 13 Miami (H)	7 W
10/30 39 Wayne State (A)	19 W
11/6 12 Dayton (H)	7 W
11/13 0 West Virginia (A)	34 L
11/20 6 Xavier (A)	8 L

## 1938 (6-3-1)

**Coach: Dr. C.W. Spears**

UT	Opp.
9/24 13 West Liberty (H)	0 W
10/1 26 St. Joseph (H)	0 W
10/8 26 Ohio Wesleyan (H)	0 W
10/15 13 Dayton (A)	17 L
10/22 13 Marshall (H)	7 W
10/29 39 Wayne State (A)	20 W
11/5 6 John Carroll (H)	6 T
11/12 7 Akron (A)	13 L
11/24 0 Xavier (A)	13 L
12/2 13 St. Mary's (Tex.) (A)	7 W



The corporate sponsors of the Bowling Green game in 1935 obviously had some influence on the choice of game program covers.

## 1939 (7-3)

**Coach: Dr. C.W. Spears**

UT	Opp.
9/23 39 Valparaiso (H)	0 W
9/30 19 Detroit Tech (H)	6 W
10/7 20 St. Mary's (Tex.) (H)	12 W
10/14 26 North Dakota (H)	7 W
10/20 6 Scranton (A)	7 L
10/28 6 Western Michigan (H)	0 W
11/4 20 John Carroll (A)	0 W
11/11 12 Marshall (A)	14 L
11/18 12 Long Island (H)	13 L
11/23 20 Xavier (A)	0 W

## 1940 (6-3)

**Coach: Dr. C.W. Spears**

UT	Opp.
9/28 21 Detroit Tech (H)	3 W
10/5 34 Davis-Elkins (H)	12 W
10/12 7 Marshall (H)	6 W
10/19 0 Scranton (H)	6 L
10/26 12 Western Michigan (A)	0 W
11/2 33 John Carroll (H)	12 W
11/8 12 Baldwin-Wallace (A)	14 L
11/16 20 Butler (A)	6 W
11/23 7 Long Island (A)	19 L



Action at the Glass Bowl (then Toledo University Stadium) from the 1938 season.



# Season Results (1941-54)

## 1941 (7-4)

**Coach: Dr. C.W. Spears**

UT	Opp.		
9/27 0	St. Joseph (H)	3	L
10/4 55	Detroit Tech (H)	0	W
10/11 7	Marshall (A)	33	L
10/18 20	John Carroll (A)	0	W
10/25 0	Western Michigan (A)	34	L
11/2 9	Illinois Wesleyan (A)	0	W
NA 39	Camp Shelby (H)	0	W
11/8 2	Butler (H)	18	L
11/15 27	Baldwin Wallace (H)	7	W
11/22 14	Bradley (A)	6	W
11/27 22	Jefferson Barracks (A)	21	W

## 1942 (4-4-1)

**Coach: Dr. C.W. Spears**

UT	Opp.		
9/26 26	Kent State (H)	14	W
10/3 26	Illinois Wesleyan (H)*	0	W
10/10 0	Western Michigan (H)*	13	L
10/16 6	John Carroll (A)	6	T
10/24 7	Marshall (H)*	0	W
10/31 0	U.S. Coast Guard (H)*	26	L
11/7 0	Butler (A)	12	L
11/14 12	Youngstown State (A)	30	L
11/21 14	Bradley (H)*	13	W

\*played at Swayne Field

## 1943-45 - No football-World War II

## 1946 (6-2-2)

**Coach: Bill Orwig**

UT	Opp.		
9/28 14	Western Reserve (H)	14	T
10/5 42	Case (H)	14	W
10/12 14	Marshall (A)	14	T
10/19 13	Dayton (H)	20	L
10/26 33	Akron (A)	19	W
11/2 28	John Carroll (H)	19	W
11/11 14	Wayne State (H)	6	W
11/16 14	Baldwin Wallace (A)	7	W
11/23 7	Wichita St. (A)	13	L
12/7 21	Bates (H)%	12	W

% First Glass Bowl Game

## 1947 (9-2)

**Coach: Bill Orwig**

UT	Opp.		
9/20 40	Great Lakes (H)	0	W
9/27 41	Case (H)	0	W
10/4 14	John Carroll (H)	35	L
10/11 21	Youngstown State (H)	7	W
10/18 14	Dayton (A)	13	W
10/25 38	Akron (H)	7	W
11/1 14	Baldwin-Wallace (H)	6	W
11/8 7	Wayne State (A)	0	W
11/15 33	South Dakota St. (H)	12	W
11/22 13	Canisius (A)	21	L
12/6 20	New Hampshire (H)%	14	W

% Second Glass Bowl Game

## 1948 (5-6)

**Coach: J.N. Stahley**

UT	Opp.		
9/18 42	Bates (H)	0	W
9/24 0	Detroit (A)	36	L
10/2 20	John Carroll (H)	46	L
10/9 6	Bowling Green (H)	21	L
10/16 0	Dayton (H)	20	L
10/23 21	Springfield (A)	14	W
10/30 14	Baldwin-Wallace (H)	20	L
11/6 27	Wayne State (H)	14	W
11/13 21	Canisius (H)	26	L
11/20 28	New Hampshire (A)	14	W
12/4 27	Oklahoma City (H)%	14	W

% Third Glass Bowl Game

## 1949 (6-4)

**Coach: J.N. Stahley**

UT	Opp.		
9/25 26	Loras (H)	35	L
10/1 14	John Carroll (H)	28	L
10/8 20	Bowling Green (H)	19	W
10/15 14	Dayton (A)	47	L
10/22 42	Springfield (H)	14	W
10/29 48	Oklahoma City (H)	7	W
11/5 37	Wayne State (A)	7	W
11/12 56	North Dakota (H)	6	W
11/19 48	New Hampshire (A)	14	W
12/3 13	Cincinnati (H)%	33	L

% Fourth Glass Bowl Game

## 1950 (4-5)

**Coach: Robert Snyder**

UT	Opp.		
9/24 32	Pittsburgh State (H)	14	W
9/30 0	John Carroll (H)	41	L
10/7 19	Western Michigan (A)	54	L
10/14 13	Dayton (H)	14	L
10/21 32	Bradley (A)	20	W
10/28 14	Bowling Green (H)	39	L
11/4 27	Western Reserve (H)	7	W
11/10 7	St. Bonaventure (A)	38	L
11/17 56	Wayne State (H)	7	W

## 1951 (6-4)

**Coach: Don Greenwood (7), Clair Dunn (3)**

UT	Opp.		
9/15 88	Davis-Elkins (H)	0	W
9/22 32	Detroit (A)	34	L
9/29 6	Western Michigan (H)	14	L
10/6 26	John Carroll (H)	12	W
10/13 7	Dayton (A)	47	L
10/20 32	Marshall (H)	14	W
10/27 12	Bowling Green (A)	6	W
11/3 13	Ohio (H)	6	W
11/10 38	Bradley (H)	13	W
11/22 6	Xavier (A)	32	L



**A view of the 1946 Glass Bowl Game vs. Bates College from the old press box. Bates showed up in home whites, forcing the Rockets to borrow blue jerseys from the University of Michigan for the contest.**

## 1952 (4-5) (1-4 MAC, T-6th)

**Coach: Clair Dunn**

UT	Opp.		
9/20 6	Eastern Kentucky (H)	7	L
9/27 10	Western Reserve (H)	9	W
10/4 20	Ohio (A)	22	L
10/11 6	John Carroll (H)	3	W
10/18 14	Western Michigan (A)	19	L
10/25 19	Bowling Green (H)	29	L
11/1 13	Miami (A)	27	L
11/8 20	Bradley (H)	14	W
11/15 24	Youngstown State (A)	21	W

## 1953 (3-6) (2-3 MAC, 4th)

**Coach: Clair Dunn**

UT	Opp.		
9/19 0	Ohio (H)	26	L
9/26 20	Western Reserve (A)	21	L
10/3 13	Fort Belvoir (H)	62	L
10/10 7	Cincinnati (A)	41	L
10/17 19	Western Michigan (H)	7	W
10/24 20	Bowling Green (A)	19	W
10/31 0	Miami (H)	81	L
11/7 27	Bradley (A)	12	W
11/14 7	John Carroll (H)	36	L

## 1954 (6-2-1) (3-2 MAC, 4th)

**Coach: Forrest England**

UT	Opp.		
9/18 27	Muskingum (H)	6	W
9/25 7	Western Reserve (H)	12	L
10/2 20	Ohio (A)	28	L
10/9 7	John Carroll (H)	6	W
10/16 19	Western Michigan (A)	7	W
10/23 38	Bowling Green (H)	7	W
10/30 13	Eastern Kentucky (A)	13	T
11/6 47	Baldwin Wallace (H)	13	W
11/12 27	Marshall (A)	21	W



# Season Results (1955-66)



**Forrest England** was head coach in 1954 and 1955.

## 1955 (3-5-1) (2-4 MAC, 5th)

**Coach: Forrest England**

UT	Opp.
9/17 6 Eastern Kentucky (H)	6 T
9/23 12 Detroit (A)	7 W
10/1 13 Ohio (H)	34 L
10/8 0 Miami (A)	47 L
10/15 6 Western Michigan (H)	0 W
10/22 0 Bowling Green (A)	39 L
11/5 0 Kent State (H)	27 L
11/12 27 Marshall (H)	13 W
11/19 13 Louisville (A)	33 L

## 1956 (1-7-1) (1-5 MAC, 7th)

**Coach: Jack Morton**

UT	Opp.
9/15 6 Eastern Kentucky (H)	12 L
9/22 12 Louisville (H)	27 L
9/29 19 Ohio (A)	13 W
10/6 14 Miami (H)	33 L
10/13 15 Western Michigan (A)	26 L
10/20 12 Bowling Green (H)	34 L
11/3 6 Kent State (A)	52 L
11/9 13 Marshall (A)	32 L
11/17 21 Brandeis (H)	21 T

## 1957 (5-4) (3-2 MAC, 4th)

**Coach: Harry Larche**

UT	Opp.
9/21 7 Eastern Kentucky (A)	0 W
9/28 14 Ohio (H)	6 W
10/5 20 Louisville (A)	48 L
10/12 7 Marshall (H)	14 L
10/19 0 Bowling Green (A)	29 L
10/26 27 Western Michigan (H)	16 W
11/2 21 Kent State (H)	7 W
11/9 7 Xavier (A)	20 L
11/16 33 Muskingum (H)	7 W

## 1958 (4-5) (1-4 MAC, 6th)

**Coach: Harry Larche**

UT	Opp.
9/20 19 Eastern Kentucky (H)	2 W
9/27 6 Ohio (A)	13 L
10/4 13 Louisville (H)	7 W
10/11 12 Marshall (A)	35 L
10/18 16 Bowling Green (H)	31 L
10/25 21 Western Michigan (A)	6 W
11/1 6 Kent State (A)	32 L
11/8 8 Xavier (H)	34 L
11/15 21 Youngstown State (H)	8 W

## 1959 (2-6-1) (0-6 MAC, 7th)

**Coach: Harry Larche**

UT	Opp.
9/19 20 Eastern Kentucky (H)	2 W
9/26 7 Ohio (H)	36 L
10/3 26 Baldwin-Wallace (H)	20 W
10/10 13 Marshall (H)	20 L
10/17 21 Bowling Green (A)	51 L
10/24 14 Western Michigan (H)	24 L
10/31 7 Kent State (H)	14 L
11/7 7 Miami (A)	25 L
11/12 8 Youngstown State (A)	8 T

## 1960 (2-7) (0-6 MAC, 7th)

**Coach: Clive Rush**

UT	Opp.
9/17 34 Youngstown State (H)	30 W
9/24 7 Ohio (A)	48 L
10/1 0 Marshall (A)	14 L
10/8 25 Hillsdale (H)	31 L
10/15 3 Bowling Green (H)	14 L
10/22 3 Western Michigan (A)	7 L
10/29 13 Kent State (A)	18 L
11/5 13 Miami (H)	30 L
11/12 28 Bradley (H)	0 W

## 1961 (3-7) (2-4 MAC, 5th)

**Coach: Clive Rush**

UT	Opp.
9/16 7 Wichita St. (H)	12 L
9/23 6 Ohio (H)	10 L
9/30 12 Youngstown State (A)	14 L
10/7 33 Marshall (H)	6 W
10/14 6 Bowling Green (A)	17 L
10/21 0 Western Michigan (H)	7 L
10/28 31 Kent State (H)	22 W
11/4 14 Miami (A)	40 L
11/11 22 Bradley (A)	28 L
11/18 15 Temple (A)	14 W

## 1962 (3-6) (1-5 MAC, 6th)

**Coach: Clive Rush**

UT	Opp.
9/15 14 South Dakota St. (H)	25 L
9/22 0 Ohio (A)	31 L
10/6 42 Marshall (A)	12 W
10/13 13 Bowling Green (H)	28 L
10/20 0 Western Michigan (A)	21 L
10/27 18 Kent State (A)	20 L

11/3 12 Miami (H)	21 L
11/10 13 Temple (H)	0 W
11/17 21 Tulsa (A)	18 W

## 1963 (2-7) (1-5 MAC, T-6th)

**Coach: Frank Lauterbur**

UT	Opp.
9/21 19 Dayton (A)	22 L
9/28 14 Villanova (H)	18 L
10/5 18 Marshall (A)	19 L
10/12 18 Ohio (H)	17 W
10/19 20 Bowling Green (A)	22 L
10/26 7 Western Michigan (H)	18 L
11/2 0 Kent State (H)	20 L
11/9 8 Miami (A)	40 L
11/16 14 Southern Illinois (H)	0 W

## 1964 (2-8) (1-5 MAC, 7th)

**Coach: Frank Lauterbur**

UT	Opp.
9/19 6 Villanova (H)	22 L
9/25 6 Detroit (A)	22 L
10/3 0 Marshall (H)	13 L
10/10 12 Ohio (A)	21 L
10/17 14 Bowling Green (H)	31 L
10/24 21 Western Michigan (A)	13 W
10/31 11 Kent State (A)	14 L
11/7 14 Miami (H)	35 L
11/14 27 Southern Illinois (A)	8 W
11/21 16 Tulsa (H)	39 L

## 1965 (5-5) (2-4 MAC, T-5th)

**Coach: Frank Lauterbur**

UT	Opp.
9/18 9 Villanova (A)	7 W
9/25 9 Quantico Marines (H)	0 W
10/2 0 Marshall (A)	14 L
10/9 21 Ohio (H)	7 W
10/16 14 Bowling Green (A)	21 L
10/23 0 Western Michigan (H)	3 L
10/30 7 Kent State (H)	3 W
11/6 16 Miami (A)	20 L
11/13 7 Xavier (A)	14 L
11/20 21 Dayton (H)	7 W

## 1966 (2-7-1) (1-5 MAC, T-6th)

**Coach: Frank Lauterbur**

UT	Opp.
9/17 9 Xavier (H)	0 W
9/24 11 Villanova (A)	20 L
10/1 23 Marshall (H)	7 W
10/8 6 Ohio (A)	21 L
10/15 13 Bowling Green (H)	14 L
10/22 13 Western Michigan (A)	14 L
10/29 20 Kent State (A)	28 L
11/5 12 Miami (H)	24 L
11/12 14 Quantico Marines (H)	14 T
11/19 16 Dayton (A)	20 L



# Season Results (1967-75)

## 1967 (9-1) (5-1 MAC, T-1st)

**Coach: Frank Lauterbur**

**MAC Co-Champions**

UT	Opp.	
9/16 14	Ohio (H)	20 L
9/23 24	Xavier (A)	7 W
9/30 14	Marshall (A)	7 W
10/14 33	Bowling Green (A)	0 W
10/14 35	Western Michigan (H)	9 W
10/28 14	Kent State (H)	13 W
11/4 24	Miami (A)	14 W
11/11 35	Northern Illinois (H)	0 W
11/18 21	Dayton (H)	7 W
11/23 52	Villanova (H)	6 W

## 1968 (5-4-1) (3-2-1 MAC, T-3rd)

**Coach: Frank Lauterbur**

UT	Opp.	
9/14 31	Richmond (H)	14 W
9/21 45	Villanova (A)	21 W
9/28 35	Marshall (H)	12 W
10/5 31	Ohio (A)	40 L
10/12 0	Bowling Green (H)	0 T
10/19 30	Western Michigan (A)	6 W
10/26 28	Kent State (A)	12 W
11/2 17	Miami (H)	21 L
11/9 10	Xavier (H)	20 L
11/16 3	Dayton (A)	10 L

## 1969 (11-0) (5-0 MAC, 1st)

**Coach: Frank Lauterbur**

**MAC Champions**

**Tangerine Bowl Champs**

UT	Opp.	
9/20 45	Villanova (H)	18 W
9/27 38	Marshall (A)	13 W
10/4 34	Ohio (H)	9 W
10/11 27	Bowling Green (A)	26 W
10/18 38	Western Michigan (H)	13 W
10/25 43	Kent State (H)	17 W
11/1 14	Miami (A)	10 W
11/8 35	Northern Illinois (A)	21 W
11/15 20	Dayton (H)	0 W
11/22 35	Xavier (A)	0 W
12/26 56	Davidson%	33 W

% Tangerine Bowl



**Quarterback Chuck Ealey led Toledo to its first undefeated season in 1969.**

## 1970 (12-0) (5-0 MAC, 1st)

**Coach: Frank Lauterbur**

**MAC Champions**

**Tangerine Bowl Champs**

UT	Opp.	
9/12 35	East Carolina (H)	2 W
9/19 27	Buffalo (A)	6 W
9/26 52	Marshall (H)	3 W
10/3 42	Ohio (A)	7 W
10/10 20	Bowling Green (H)	0 W
10/17 20	Western Michigan (A)	0 W
10/24 34	Kent State (A)	17 W
10/31 14	Miami (H)	13 W
11/7 45	Northern Illinois (H)	7 W
11/14 31	Dayton (A)	7 W
11/21 24	Colorado State (H)	14 W
12/28 40	William & Mary%	12 W

% Tangerine Bowl

## 1971 (12-0) (5-0 MAC, 1st)

**Coach: Jack Murphy**

**MAC Champions**

**Tangerine Bowl Champs**

UT	Opp.	
9/11 45	East Carolina (A)	0 W
9/18 10	Villanova (H)	7 W
9/25 23	Texas-Arlington (A)	0 W
10/2 31	Ohio (H)	28 W
10/9 24	Bowling Green (A)	7 W
10/16 35	Western Michigan (H)	24 W
10/23 35	Dayton (H)	7 W
10/30 45	Miami (A)	6 W
11/6 23	Northern Illinois (A)	8 W
11/13 43	Marshall (A)	0 W
11/20 41	Kent State (H)	6 W
12/28 28	Richmond%	3 W

% Tangerine Bowl

## 1972 (6-5) (2-3 MAC, T-4th)


**Coach: Jack Murphy**

UT	Opp.	
9/9 0	Tampa (A)	21 L
9/16 16	Eastern Michigan (A)	0 W
9/23 38	Texas-Arlington (H)	24 W
9/30 22	Ohio (A)	38 L
10/7 8	Bowling Green (H)	19 L
10/14 20	Western Michigan (A)	13 W
10/21 20	Dayton (A)	17 W
10/28 35	Miami (H)	21 W
11/4 7	Northern Illinois (H)	30 L
11/11 21	Marshall (H)	0 W
11/28 9	Kent State (A)	27 L

## 1973 (3-8) (1-4 MAC, T-5th)

**Coach: Jack Murphy**

UT	Opp.	
9/15 25	Tampa (A)	35 L
9/22 23	Central Michigan (H)	21 W
9/29 35	Ohio (H)	8 W
10/6 35	Bowling Green (A)	49 L
10/13 22	Western Michigan (H)	24 L
10/20 14	Dayton (H)	10 W



**Mel Long and the Toledo defense held opponents to seven points or fewer in 17 of 24 games in 1970 and 1971.**

10/27 0	Miami (A)	16 L
11/3 14	Colorado State (A)	21 L
11/10 14	Marshall (A)	17 L
11/17 16	Kent State (H)	52 L
11/24 31	Xavier (A)	35 L

## 1974 (6-5) (3-2 MAC, T-2nd)

**Coach: Jack Murphy**

UT	Opp.	
9/14 13	Tampa (A)	47 L
9/21 0	Villanova (H)	7 L
9/28 19	Ohio (A)	16 W
10/5 24	Bowling Green (H)	19 W
10/12 31	Western Michigan (A)	24 W
10/19 38	Dayton (A)	27 W
10/26 22	Miami (H)	38 L
11/2 44	Northern Illinois (H)	14 W
11/9 45	Marshall (H)	15 W
11/16 14	Kent State (A)	35 L
11/23 12	Eastern Michigan (H)	28 L

## 1975 (5-6) (4-4 MAC, 5th)

**Coach: Jack Murphy**

UT	Opp.	
9/6 32	Western Carolina (H)	31 W
9/13 28	Ball State (A)	38 L
9/20 10	Villanova (A)	14 L
9/27 27	Central Michigan (H)	34 L
10/4 13	Dayton (H)	24 L
10/11 17	Bowling Green (A)	34 L
10/18 25	Western Michigan (N)	7 W
10/25 14	Ohio (H)	10 W
11/1 21	Miami (A)	35 L
11/8 24	Northern Illinois (A)	22 W
11/22 33	Kent State (H)	28 W



# Season Results (1976-84)

## 1976 (3-8) (2-6 MAC, 7th)

**Coach: Jack Murphy**

UT	Opp.		
9/11 14	Massachusetts (A)	28	L
9/18 7	Central Michigan (A)	9	L
9/25 14	Ball State (H)	27	L
10/2 8	Ohio (A)	34	L
10/9 28	Bowling Green (H)	29	L
10/16 21	Western Michigan (A)	34	L
10/23 14	Dayton (A)	17	L
10/30 24	Miami (H)	9	W
11/6 17	Northern Illinois (H)	2	W
11/13 29	Marshall (H)	8	W
11/20 9	Kent State (A)	35	L

## 1977 (2-9) (2-7 MAC, 9th)

**Coach: Chuck Stobart**

UT	Opp.		
9/10 3	Ball State (H)	43	L
9/17 9	East Carolina (H)	22	L
9/24 0	Marshall (A)	24	L
10/1 7	Eastern Michigan (A)	17	L
10/8 13	Bowling Green (A)	21	L
10/15 7	Western Michigan (H)	28	L
10/22 31	Ohio (H)	29	W
10/29 3	Miami (A)	27	L
11/5 27	Northern Illinois (A)	9	W
11/12 0	Central Michigan (H)	44	L
11/19 12	Kent State (H)	23	L

## 1978 (2-9) (2-7 MAC, 9th)

**Coach: Chuck Stobart**

UT	Opp.		
9/9 0	Marshall (H)	17	L
9/16 12	Minnesota (A)	38	L
9/23 0	Ball State (A)	20	L
9/30 12	Eastern Michigan (H)	17	L
10/7 27	Bowling Green (H)	45	L
10/14 7	Western Michigan (A)	17	L
10/21 28	Ohio (A)	14	W
10/28 7	Miami (H)	28	L
11/4 3	Central Michigan (A)	27	L
11/11 35	Northern Illinois (H)	16	W
11/18 13	Kent State (A)	17	L

## 1979 (7-3-1) (7-1-1 MAC, 2nd)

**Coach: Chuck Stobart**

UT	Opp.		
9/8 14	Marshall (A)	31	L
9/15 31	Ball State (H)	14	W
9/22 0	Arizona State (A)	49	L
9/29 37	Eastern Michigan (A)	7	W
10/6 23	Bowling Green (A)	17	W
10/13 17	Western Michigan (H)	0	W
10/20 21	Ohio (H)	13	W
10/27 24	Miami (A)	21	W
11/3 7	Central Michigan (H)	7	T
11/10 10	Northern Illinois (A)	28	L
11/17 29	Kent State (H)	3	W

## 1980 (4-7) (3-6 MAC, T-8th)

**Coach: Chuck Stobart**

UT	Opp.		
9/13 17	McNeese State (H)	20	L
9/20 7	Ball State (A)	27	L
9/27 49	Eastern Michigan (H)	7	W
10/4 10	Central Michigan (A)	14	L
10/11 6	Bowling Green (H)	17	L
10/18 7	Western Michigan (A)	17	L
10/25 9	Ohio (A)	24	L
11/1 17	Miami (H)	14	W
11/8 13	Northern Illinois (H)	6	W
11/15 38	Marshall (A)	10	W
11/22 14	Kent State (A)	34	L

## 1981 (9-3) (8-1 MAC, 1st)

**Coach: Chuck Stobart**

**MAC Champions**

**California Bowl Champs**

UT	Opp.		
9/12 6	Louisville (A)	31	L
9/19 40	Ball State (H)	0	W
9/26 24	East Carolina (A)	28	L
10/3 21	Ohio (H)	14	W
10/10 42	Eastern Michigan (A)	7	W
10/17 17	Central Michigan (H)	3	W
10/24 0	Bowling Green (A)	38	L
10/31 17	Miami (H)	10	W
11/7 28	Western Michigan (A)	14	W
11/14 17	Kent State (H)	0	W
11/21 31	Northern Illinois (A)	0	W
12/19 27	San Jose State%	25	W

% California Bowl

## 1982 (6-5) (5-4 MAC, T-5th)

**Coach: Dan Simrell**

UT	Opp.		
9/4 9	Northern Illinois (H)	3	W
9/11 31	Ball State (A)	14	W
9/18 17	Marshall (H)	9	W
9/25 27	Wisconsin (A)	36	L
10/2 14	Ohio (A)	17	L
10/9 20	Eastern Michigan (H)	19	W
10/16 12	Central Michigan (A)	16	L
10/23 24	Bowling Green (H)	10	W
10/30 17	Miami (A)	21	L
11/6 10	Western Michigan (H)	17	L
11/13 3	Kent State (A)	0	W

## 1983 (9-2) (7-2 MAC, T-2nd)

**Coach: Dan Simrell**

UT	Opp.		
9/10 45	Massachusetts (H)	13	W
9/17 31	Richmond (A)	6	W
9/24 43	Ball State (H)	7	W
10/1 31	Ohio (H)	0	W
10/8 6	Bowling Green (A)	3	W
10/15 10	Miami (H)	9	W
10/22 37	Eastern Michigan (A)	9	W
10/29 37	Kent State (H)	34	W
11/5 20	Western Michigan (A)	16	W
11/12 10	Northern Illinois (A)	26	L
11/19 8	Central Michigan (H)	34	L

## 1984 (9-2-1) (7-1-1 MAC, 1st)

**Coach: Dan Simrell**

**MAC Champions**

**California Bowl Champs**

UT	Opp.		
9/8 20	Ball State (A)	2	W
9/22 38	Eastern Illinois (H)	17	W
9/29 16	Ohio (A)	16	T
10/6 17	Bowling Green (H)	6	W
10/13 10	Miami (A)	7	W
10/20 17	Eastern Michigan (H)	7	W
10/27 6	Kent State (A)	17	L
11/3 17	Western Michigan (H)	13	W
11/10 13	Northern Illinois (H)	7	W
11/17 14	Central Michigan (A)	7	W
11/30 6	Temple (A)	35	L
12/15 13	UNLV%	30	W*

% California Bowl

\*Game forfeited to UT because of the use of ineligible players by UNLV



**Tony Lee's 41-yard field goal with 15 seconds left gave Toledo a 27-25 win over San Jose State in the 1981 California Bowl.**



# Season Results (1985-94)

## 1985 (4-7) (3-6 MAC, T-6th)

**Coach: Dan Simrell**

UT	Opp.		
9/7 10	Arizona (A)	23	L
9/21 22	Wichita State (A)	15	W
9/28 19	Ball State (H)	23	L
10/5 10	Eastern Michigan (A)	21	L
10/12 14	Miami (H)	26	L
10/19 3	Northern Illinois (A)	16	L
10/26 24	Ohio (H)	10	W
11/2 13	Western Michigan (A)	18	L
11/9 10	Central Michigan (H)	7	W
11/16 0	Bowling Green (A)	21	L
11/23 10	Kent State (H)	7	W

## 1986 (7-4) (5-3 MAC, T-2nd)

**Coach: Dan Simrell**

UT	Opp.		
8/30 0	Florida State (A)	24	L
9/6 16	Kent State (A)	18	L
9/13 30	Wichita State (H)	13	W
9/27 10	Ball State (A)	27	L
10/4 23	Eastern Michigan (H)	18	W
10/11 8	Miami (A)	24	L
10/18 29	Northern Illinois (H)	28	W
10/25 24	Ohio (A)	21	W
11/1 28	Western Michigan (H)	7	W
11/8 26	Central Michigan (A)	14	W
11/15 22	Bowling Green (H)	3	W

## 1987 (3-7-1) (3-4-1 MAC, T-6th)

**Coach: Dan Simrell**

UT	Opp.		
9/5 12	Temple (H)	13	L
9/12 21	Ball State (H)	17	W
9/19 17	Ohio (H)	12	W
10/3 14	Western Michigan (A)	21	L
10/10 5	Northern Illinois (A)	41	L
10/17 6	Bowling Green (A)	20	L
10/24 37	Miami (H)	25	W
10/31 13	Kent State (A)	17	L
11/5 9	Eastern Michigan (H)	38	L
11/14 17	Central Michigan (A)	17	T
11/21 14	Miami (FL) (A)	24	L

## 1988 (6-5) (4-4 MAC, 6th)

**Coach: Dan Simrell**

UT	Opp.		
9/3 3	Ball State (A)	13	L
9/10 9	Western Michigan (H)	31	L
9/17 19	McNeese State (A)	46	L
9/24 34	Bowling Green (H)	5	W
10/1 14	Ohio (A)	24	L
10/8 33	Northern Illinois (H)	20	W
10/15 38	Austin Peay (H)	14	W
10/22 20	Miami (A)	7	W
10/29 35	Kent State (H)	28	W
11/5 19	Eastern Michigan (A)	20	L
11/12 20	Central Michigan (H)	13	W

## 1989 (6-5) (6-2 MAC, T-2nd)

**Coach: Dan Simrell**

UT	Opp.		
9/2 27	Ohio (H)	18	W
9/16 10	Wisconsin (A)	23	L
9/23 29	Ball State (H)	22	W
9/30 12	Indiana (A)	32	L
10/7 14	Eastern Michigan (A)	31	L
10/14 23	Bowling Green (A)	27	L
10/21 17	Miami (H)	14	W
10/28 47	Kent State (A)	42	W
11/4 19	Western Michigan (H)	18	W
11/11 27	Northern Illinois (A)	39	L
11/18 29	Central Michigan (H)	6	W

## 1990 (9-2) (7-1 MAC, T-1st)

**Coach: Nick Saban**

**MAC Co-Champions**

UT	Opp.		
9/8 20	Miami (A)	14	W
9/15 23	Northern Illinois (H)	14	W
9/22 28	Ball State (A)	16	W
9/29 27	Ohio (A)	20	W
10/6 37	Eastern Michigan (H)	23	W
10/13 19	Bowling Green (H)	13	W
10/20 12	Central Michigan (A)	13	L
10/27 28	Kent State (H)	14	W
11/3 37	Western Michigan (A)	9	W
11/10 10	Navy (H)	14	L
11/17 43	Arkansas St. (H)	28	W

## 1991 (5-5-1) (4-3-1 MAC, T-3rd)


**Coach: Gary Pinkel**

UT	Opp.		
9/7 7	Kansas (H)	30	L
9/21 23	Western Michigan (A)	13	W
9/28 16	Central Michigan (H)	16	T
10/5 17	Ohio (H)	13	W
10/12 0	Washington (A)	48	L
10/19 21	Bowling Green (A)	24	L
10/26 24	Miami (H)	7	W
11/2 13	Kent (A)	14	L
11/9 3	Ball State (H)	9	L
11/16 21	Eastern Michigan (A)	14	W
11/23 42	Northern Illinois (H)	21	W

## 1992 (8-3) (5-3 MAC, T-3rd)

**Coach: Gary Pinkel**

UT	Opp.		
9/5 49	Arkansas St. (H)	0	W
9/12 20	Akron (A)	23	L
9/19 33	Purdue (A)	29	W
9/26 9	Central Michigan (A)	28	L
10/10 21	Western Michigan (H)	12	W
10/17 9	Bowling Green (H)	10	L
10/24 20	Miami (A)	17	W
10/31 32	Kent State (H)	17	W
11/7 10	Ball State (A)	9	W
11/14 41	Eastern Michigan (H)	0	W
11/21 25	Northern Illinois (A)	8	W



**Wasean Tait rushed for 2,090 yards in 1995, leading Toledo to an 11-0-1 record.**

## 1993 (4-7) (3-5 MAC, T-7th)

**Coach: Gary Pinkel**

UT	Opp.		
9/4 0	Indiana (A)	27	L
9/18 49	Southern Illinois (H)	28	W
9/25 28	Ohio (H)	10	W
10/2 10	Bowling Green (A)	17	L
10/9 30	Ball State (A)	31	L
10/16 19	Miami (H)	22	L
10/23 24	Cincinnati (H)	31	L
10/30 45	Kent State (A)	27	W
11/6 7	Central Michigan (H)	38	L
11/13 26	Western Michigan (A)	39	L
11/19 14	Eastern Michigan (H)	0	W

## 1994 (6-4-1) (4-3-1 MAC, 6th)

**Coach: Gary Pinkel**

UT	Opp.		
9/3 20	Indiana State (H)	17	W
9/10 17	Purdue (A)	51	L
9/17 47	Liberty (H)	37	W
10/1 31	Ohio (A)	6	W
10/8 24	Ball State (H)	24	T
10/15 16	Bowling Green (H)	31	L
10/22 48	Akron (A)	25	W
10/29 48	Kent State (H)	14	W
11/5 27	Central Michigan (A)	45	L
11/12 37	Western Michigan (H)	34	W
11/19 37	Eastern Michigan (A)	40	L



# Season Results (1995-2002)

## 1995 (11-0-1) (7-0-1 MAC, 1st)

**Coach: Gary Pinkel**

### MAC Champions

UT	Opp.		
9/9 41	E. Tennessee St. (H)	20	W
9/14 31	Western Michigan (A)	21	W
9/23 49	Nevada (A)	35	W
9/30 45	Cincinnati (A)	31	W
10/7 17	Ball State (H)	14	W
10/14 28	Miami (A)	28	T
10/21 35	Bowling Green (A)	16	W
10/28 34	Eastern Michigan (H)	28	W
11/4 19	Central Michigan (A)	7	W
11/11 41	Akron (H)	7	W
11/18 31	Ohio (H)	20	W
12/14 40	Nevada%	37	W (OT)

% Las Vegas Bowl

## 1996 (7-4) (6-2 MAC, T-2nd)

**Coach: Gary Pinkel**

UT	Opp.		
9/7 6	Indiana (H)	40	L
9/14 27	Akron (A)	10	W
9/21 24	Eastern Michigan (A)	7	W
9/28 31	Weber State (H)	24	W
10/5 24	Bowling Green (H)	16	W
10/19 20	Louisiana Tech (A)	61	L
10/26 10	W. Michigan (H) (OT)	7	W
11/2 7	Miami (H)	27	L
11/9 23	Central Michigan (H)	20	W
11/16 14	Ball State (A)	24	L
11/23 24	Ohio (A)	23	W

## 1997 (9-3) (7-1 MAC, 1st-West)

**Coach: Gary Pinkel**

### MAC West Champions

UT	Opp.		
9/6 36	Purdue (H)	22	W
9/13 38	Eastern Michigan (H)	35	W
9/20 23	Western Michigan (A)	13	W
9/27 31	Nevada (H)	13	W
10/11 41	Central Michigan (A)	10	W
10/18 41	Northern Illinois (H)	14	W
10/25 35	Bowling Green (A)	20	W
11/1 35	Miami (H)	28	W
11/8 3	Ball State (A)	35	L
11/15 42	Akron (H)	10	W
11/22 17	Central Florida (A)	34	L
12/5 14	Marshall (A)#	34	L

#MAC Championship Game

## 1998 (7-5) (6-2 MAC, 1st-West)

**Coach: Gary Pinkel**

### MAC West Champions

UT	Opp.		
9/5 24	Temple (H)	12	W
9/12 0	Ohio State (A)	49	L
9/19 35	Western Michigan (H)	7	W
9/26 14	Miami (A)	28	L
10/3 24	Central Florida (H)	31	L
10/10 27	Ball State (H)	6	W
10/17 24	Bowling Green (H)	16	W
10/24 24	Akron (A)	17	W
10/31 16	Northern Illinois (A)	3	W
11/14 17	Central Michigan (H)	14	W
11/21 7	Eastern Michigan (A)	10	L
12/4 17	Marshall (A)#	23	L

# MAC Championship Game

## 1999 (6-5) (5-3 MAC, T-2nd-West)

**Coach: Gary Pinkel**

UT	Opp.		
9/2 12	Syracuse (H)	35	L
9/18 23	Ball State (A)	10	W
9/25 24	Massachusetts (H)	3	W
10/2 23	Bowling Green (A)	34	L
10/9 47	Kent State (H)	7	W
10/14 13	Marshall (A)	38	L
10/23 13	Eastern Michigan (H)	20	L
10/30 17	Louisiana Tech (H)	34	L
11/6 32	Central Michigan (A)	13	W
11/13 44	Northern Illinois (H)	14	W
11/20 45	Western Michigan (H)	21	W

## 2000 (10-1) (6-1 MAC, T-1st-West)

**Coach: Gary Pinkel**

### MAC West Co-Champions

UT	Opp.		
9/2 24	Penn State (A)	6	W
9/9 51	Weber State (H)	0	W
9/16 31	Eastern Illinois (H)	26	W
9/23 14	Western Michigan (A)	21	L
9/30 41	Central Michigan (H)	0	W
10/7 42	Eastern Michigan (A)	14	W
10/14 42	Marshall (H)	0	W
10/28 35	Navy (A)	14	W
11/4 38	Northern Illinois (A)	24	W
11/11 31	Ball State (H)	3	W
11/22 51	Bowling Green (H)	17	W

## 2001 (10-2) (5-2 MAC, T-1st-West)

**Coach: Tom Amstutz**

### MAC Champions

#### Motor City Bowl Champs

UT	Opp.		
8/30 38	Minnesota (H)	7	W
9/8 33	Temple (A)	7	W
9/22 52	Central Michigan (A)	28	W
9/29 41	Northern Illinois (H)	20	W
10/6 48	Ohio (A)	41	W
10/20 20	Ball State (A)	24	L
10/27 21	Navy (H)	20	W
11/6 41	Western Michigan (H)	35	W
11/17 28	Eastern Michigan (H)	7	W
11/23 21	Bowling Green (A)	56	L
11/30 41	Marshall (H)#	36	W
12/29 23	Cincinnati%	16	W

# MAC Championship Game

% Motor City Bowl



The Rockets dominated Penn State, 24-6, in Happy Valley in 2000, holding the Nittany Lions to just 166 yards of total offense.

## 2002 (9-5) (7-1 MAC, T-1st-West)

**Coach: Tom Amstutz**

### MAC West Co-Champions

UT	Opp.		
8/29 44	Cal Poly (H)	16	W
9/7 65	Eastern Michigan (A)	13	W
9/14 21	Minnesota (A)	31	L
9/21 38	UNLV (H)	21	W
9/28 19	Pittsburgh (A)	37	L
10/12 37	Ball State (H)	17	W
10/19 27	Central Florida (A)	24	W
10/26 13	Miami (H)	27	L
11/9 44	Central Michigan (H)	17	W
11/16 42	Western Michigan (A)	21	W
11/23 33	Northern Illinois (A)	30	W
11/30 42	Bowling Green (H)	24	W
12/7 45	Marshall (A)#	49	L
12/26 25	Boston College%	51	L

# MAC Championship Game

%Motor City Bowl



# Season Results (2003-10)

## 2003 (8-4) (6-2 MAC, T-2nd-West)

**Coach: Tom Amstutz**

UT	Opp.
8/29 18 UNLV (A)	28 L
9/6 49 Liberty (H)	3 W
9/12 24 Marshall (A)	17 W
9/20 35 Pittsburgh (H)	31 W
9/27 7 Syracuse (A)	34 L
10/11 49 Eastern Michigan (H)	14 W
10/18 31 Central Michigan (A)	13 W
10/25 14 Ball State (A)	38 L
11/1 56 Buffalo (H)	29 W
11/15 49 Northern Illinois (H)	30 W
11/22 34 Western Michigan (H)	17 W
11/29 23 Bowling Green (A)	31 L

## 2004 (9-4) (7-1 MAC, T-1st-West)

**Coach: Tom Amstutz**

**MAC Champions**

UT	Opp.
9/4 21 Minnesota (A)	63 L
9/11 14 Kansas (A)	63 L
9/18 42 Eastern Michigan (A)	32 W
9/25 45 Temple (H)	17 W
10/2 52 Ball State (H)	14 W
10/9 59 Western Michigan (A)	33 W
10/16 31 Ohio (H)	13 W
10/23 27 Central Michigan (H)	22 W
11/2 16 Miami (A)	23 L
11/9 31 Northern Illinois (A)	17 W
11/23 49 Bowling Green (H)	41 W
12/2 35 Miami#	27 W
12/27 10 Connecticut%	39 L

# MAC Championship Game

% Motor City Bowl

## 2005 (9-3) (6-2 MAC, T-1st-West)

**Coach: Tom Amstutz**

**MAC West Co-Champions**

UT	Opp.
9/1 62 Western Illinois (H)	14 W
9/10 56 Western Michigan (H)	23 W
9/17 42 Temple (A)	17 W
9/27 14 Fresno State (A)	44 L
10/8 30 Eastern Michigan (H)	3 W
10/15 34 Ball State (A)	14 W
10/22 38 Buffalo (H)	15 W
10/29 17 Central Michigan (A)	21 L
11/4 30 Ohio (A)	21 W
11/16 17 Northern Illinois (H)	35 L
11/22 44 Bowling Green (A)	41 W (2OT)
12/21 45 UTEP %	13 W

% GMAC Bowl

## 2006 (5-7) (3-5 MAC, 5th-West)

**Coach: Tom Amstutz**

UT	Opp.
8/31 43 Iowa State (A)	45 L (3OT)
9/9 10 Western Michigan (A)	31 L
9/15 37 Kansas (H)	31 W (2OT)
9/23 41 McNeese State (H)	7 W
9/30 3 Pittsburgh (A)	45 L
10/7 20 Central Michigan (H)	42 L
10/14 14 Kent State (A)	40 L
10/21 13 Eastern Michigan (A)	17 L
10/28 35 Akron (H)	20 W
11/7 17 Northern Illinois (A)	13 W
11/14 17 Ball State (H)	20 L
11/21 31 Bowling Green (H)	21 W

## 2007 (5-7) (3-5 MAC, T-4th-West)

**Coach: Tom Amstutz**

UT	Opp.
9/1 24 Purdue (H)	52 L
9/8 31 Central Michigan (A)	52 L
9/15 13 Kansas (A)	45 L
9/22 36 Iowa State (H)	35 W
9/29 28 Western Michigan (H)	42 L
10/6 35 Liberty (H)	34 W
10/13 33 Buffalo (A)	43 L
10/20 43 Ohio (H)	40 W
10/27 70 Northern Illinois (H)	21 W
11/3 52 Eastern Michigan (H)	28 W
11/13 20 Ball State (A)	41 L
11/23 10 Bowling Green (A)	37 L

## 2008 (3-9) (2-6 MAC, 5th-West)

**Coach: Tom Amstutz**

UT	Opp.
9/6 16 Arizona (A)	41 L
9/13 41 Eastern Michigan (A)	17 W
9/20 54 Fresno State (H)	55 L (2OT)
9/27 16 Flor. International (H)	35 L
10/4 0 Ball State (H)	31 L
10/11 13 Michigan (A)	10 W
10/18 7 Northern Illinois (A)	38 L
10/25 23 Central Michigan (H)	24 L
11/5 30 Akron (A)	47 L
11/15 17 Western Michigan (A)	27 L
11/21 42 Miami (H)	14 W
11/28 10 Bowling Green (H)	38 L

## 2009 (5-7) (3-5 MAC, 4th-West)

**Coach: Tim Beckman**

UT	Opp.
9/5 36 Purdue (A)	52 L
9/11 54 Colorado (H)	38 W
9/19 0 Ohio State (N)	38 L
9/26 41 Flor. International (A)	31 W
10/3 37 Ball State (A)	30 W
10/10 26 Western Michigan (H)	58 L
10/17 20 Northern Illinois (H)	19 W
10/24 24 Temple (H)	40 L
10/31 24 Miami (A)	31 L
11/11 28 Central Michigan (A)	56 L
11/20 47 Eastern Michigan (H)	21 W
11/27 24 Bowling Green (A)	38 L

## 2010 (8-5) (7-1 MAC, 2nd-West)

**Coach: Tim Beckman**

UT	Opp.
9/3 2 Arizona (H)	41 L
9/11 20 Ohio (A)	13 W
9/18 37 Western Michigan (A)	24 W
9/25 31 Purdue (A)	20 W
10/2 15 Wyoming (H)	20 L
10/9 14 Boise State (A)	57 L
10/16 34 Kent State (H)	21 W
10/23 31 Ball State (H)	24 W
10/30 42 Eastern Michigan (A)	7 W
11/9 30 Northern Illinois (A)	65 L
11/17 33 Bowling Green (H)	14 W
11/26 42 Central Michigan (H)	31 W
12/26 32 FIU%	34 L

% Little Caesars Pizza Bowl



Aaron Opelt and the Rockets defeated Michigan in the Big House, 13-10, in 2008.



# Season Results (2011-17)

## 2011 (9-4) (7-1 MAC, T-1st-West)

**Coach: Tim Beckman/Matt Campbell**

**MAC West Co-Champions**

	UT		Opp.	
9/1	58	New Hampshire (H)	22	W
9/10	22	Ohio State (A)	27	L
9/16	15	Boise State (H)	40	L
9/24	30	Syracuse (A)	33	L
10/1	36	Temple (A)	13	W
10/8	54	Eastern Michigan (H)	16	W
10/15	28	Bowling Green (A)	21	W
10/22	49	Miami (H)	28	W
11/1	60	Northern Illinois (H)	63	L
11/8	66	Western Michigan (H)	63	W
11/18	44	Central Michigan (A)	17	W
11/25	45	Ball State (A)	28	W
12/28	42	Air Force%#	41	W

% Military Bowl

# Game coached by Matt Campbell

## 2014 (9-4) (7-1 MAC, T-1st-West)

**Coach: Matt Campbell**

**MAC West Co-Champions**

	UT		Opp.	
8/30	54	New Hampshire (H)	20	W
9/6	24	Missouri (H)	49	L
9/12	34	Cincinnati (A)	58	L
9/20	34	Ball State (H)	23	W
9/27	42	Central Michigan (H)	28	W
10/4	20	Western Michigan (A)	19	W (OT)
10/11	30	Iowa State (A)	37	L
10/25	42	Massachusetts (H)	35	W
11/4	30	Kent State (A)	20	W
11/11	24	Northern Illinois (A)	27	L
11/19	27	Bowling Green (H)	20	W
11/28	52	Eastern Michigan (A)	16	W
1/4	63	Arkansas State%	44	W

% GoDaddy Bowl



**Phillip Ely threw for 285 yards and two touchdowns to lead Toledo to a 32-17 win over Temple in the 2015 Marmot Boca Raton Bowl.**

## 2012 (9-4) (6-2 MAC, T-2nd-West)

**Coach: Matt Campbell**

	UT		Opp.	
9/1	17	Arizona (A)	24	L (OT)
9/8	34	Wyoming (A)	31	W
9/15	27	Bowling Green (H)	15	W
9/22	38	Coastal Carolina (H)	28	W
9/29	37	Western Michigan (A)	17	W
10/6	50	Central Michigan (H)	35	W
10/13	52	Eastern Michigan (A)	47	W
10/20	29	Cincinnati (H)	23	W
10/27	25	Buffalo (A)	20	W
11/6	27	Ball State (H)	34	L
11/14	24	Northern Illinois (A)	31	L
11/20	35	Akron (H)	23	W
12/15	15	Utah State%	41	L

% Famous Idaho Potato Bowl

## 2015 (10-2) (6-2 MAC, T-1st-West)

**Coach: Matt Campbell/Jason Candle**

**MAC West Co-Champions**

	UT		Opp.	
9/12	16	Arkansas (A)	12	W
9/19	30	Iowa State (H)	23	W
9/26	37	Arkansas State (H)	7	W
10/3	24	Ball State (A)	10	W
10/10	38	Kent State (H)	10	W
10/17	63	Eastern Michigan (H)	20	W
10/24	51	UMass (H)	35	W
11/3	27	Northern Illinois (H)	32	L
11/10	28	Central Michigan (A)	23	W
11/17	44	Bowling Green (A)	28	W
11/27	30	Western Michigan	35	L
12/22	32	Temple	17	W

% Marmot Boca Raton Bowl

## 2016 (9-4) (6-2 MAC, 2nd-West)

**Coach: Jason Candle**

	UT		Opp.	
9/2	31	Arkansas State (A)	10	W
9/10	45	Maine (H)	3	W
9/17	52	Fresno State (H)	17	W
9/30	53	Brigham Young (A)	55	L
10/8	35	Eastern Michigan (A)	20	W
10/15	42	Bowling Green (H)	35	W
10/22	31	Central Michigan (H)	17	W
10/27	26	Ohio (H)	31	L
11/2	48	Akron (A)	17	W
11/9	31	Northern Illinois (A)	24	W
11/16	37	Ball State (H)	19	W
11/25	35	Western Michigan (A)	55	L
12/17	28	Appalachian State%	31	L

% Raycom Media Camellia Bowl

## 2013 (7-5) (5-3 MAC, T-3rd-West)

**Coach: Matt Campbell**

	UT		Opp.	
8/31	6	Florida (A)	24	L
9/7	23	Missouri (A)	38	L
9/14	33	Eastern Washington (H)	21	W
9/21	38	Central Michigan (A)	17	W
9/28	24	Ball State (A)	31	L
10/5	47	Western Michigan (H)	20	W
10/19	45	Navy (H)	44	W (2OT)
10/26	28	Bowling Green (A)	25	W
11/2	55	Eastern Michigan (H)	16	W
11/12	51	Buffalo (H)	41	W
11/20	17	Northern Illinois (H)	35	L
11/29	29	Akron (A)	31	L



**Kareem Hunt was named Most Valuable Player in the 2015 GoDaddy Bowl, thanks to 271 yards rushing and five touchdowns.**

## 2017 (11-3) (7-1 MAC, 1st-West)

**Coach: Jason Candle**

**MAC Champions**

	UT		Opp.	
8/31	47	Elon (H)	13	W
9/9	37	Nevada (A)	24	W
9/16	54	Tulsa (H)	51	W
9/23	30	Miami (Fla.) (A)	52	L
10/7	20	Eastern Michigan (H)	15	W
10/14	30	Central Michigan (A)	10	W
10/21	48	Akron (H)	21	W
10/26	58	Ball State (A)	17	W
11/2	27	Northern Illinois (H)	17	W
11/8	10	Ohio (A)	38	L
11/15	66	Bowling Green (A)	37	W
11/24	37	Western Michigan (H)	10	W
12/2	45	Akron #	28	W
12/23	0	Appalachian State%	34	L

# MAC Championship Game

% Dollar General Bowl



# Records/Polls

## ALL-TIME RECORD

First year of varsity football.....	1917
Total number of seasons played.....	96
Years without football at UT.....	1931-43-44-45
Total games played.....	984
Total wins.....	537
Total losses.....	423
Total ties.....	24
Winning percentage.....	55.8%
MAC games played.....	479
MAC wins.....	272
MAC losses.....	200
MAC ties.....	7
MAC winning percentage.....	57.5%

## RECORD BY DECADE

1917-19.....	3-8-0 (.273)
1920-29.....	30-40-4 (.432)
1930-39.....	41-31-5 (.565)
1940-49.....	43-25-3 (.627)
1950-59.....	38-49-4 (.440)
1960-69.....	44-52-2 (.459)
1970-79.....	58-53-1 (.522)
1980-89.....	63-47-2 (.571)
1990-99.....	72-38-3 (.650)
2000-09.....	73-49-0 (.598)
2010-17.....	72-31-0 (.699)
<b>Total.....</b>	<b>537-423-24 (.558)</b>



The Rockets have won more nearly 70 percent of their games in the 2010's, the best percentage of any decade in school history.

## TOLEDO IN THE NATIONAL POLLS

### 2015

Oct. 4	#24 AP
Oct. 11	#22 AP, #25 USA Today
Oct. 18	#19 AP, #20 USA Today
Oct. 25	#20 AP, #20 USA Today
Nov. 1	#20 AP, #20 USA Today, #24 CFP
Nov. 22	#24 AP, #24 CFP

### 2012

Nov. 4	#23 AP
--------	--------

### 2001

Sep. 23	#25 AP
Sep. 30	#23 AP
Oct. 14	#25 AP
Dec. 2	#25 AP
Dec. 9	#25 AP
Final	#22 USA Today/ESPN, #23 AP

### 2000

Nov. 26	#25 (AP)
Dec. 3	#25 (AP), #25 (USA Today/ESPN)

### 1997

Oct. 20	#24 (AP), #24 (USA Today/ESPN)
Oct. 27	#22 (AP), #22 (USA Today/ESPN)
Nov. 3	#18 (AP), #20 (USA Today/ESPN)

### 1995

Nov. 21	#25 (AP)
Nov. 28	#25 (AP)
Dec. 5	#25 (AP)
Final	#24 (AP), #24 (USA Today/CNN)

### 1971

Sep. 20	#19 (AP)
Oct. 4	#20 (AP)
Oct. 11	#17 (AP)
Oct. 18	#14-T (AP)
Oct. 25	#15 (AP)
Nov. 1	#14 (AP)
Nov. 8	#14 (AP)
Nov. 15	#13 (AP)
Nov. 22	#14 (AP)
Nov. 29	#13 (AP)
Dec. 6	#14 (AP)
Final	#13 (UPI), #14 (AP)

### 1970

Oct. 19	#19-T (AP)
Nov. 2	#15 (AP)
Nov. 9	#16 (AP)
Nov. 16	#15 (AP)
Nov. 23	#15 (AP)
Nov. 30	#14 (AP)
Dec. 7	#15 (AP)
Final	#12 (AP), #17-T (UPI)

### 1969

Nov. 17	#20 (AP)
Nov. 24	#20 (AP)
Dec. 1	#20 (AP)
Dec. 8	#20 (AP)



Wasean Tait (24) and the Rockets finished the 1995 season ranked No. 24 in both polls.

NOTE: Weekly coaches poll information not available for some years.  
USA Today = Coaches poll  
UPI = Coaches poll  
CFP = College Football Playoff



# Record vs. Ranked Teams

## TOLEDO VS. RANKED TEAMS

All-Time Record: 9-17

Home: 5-3 Road: 2-12 Neutral: 2-2

Ranking	Opponent	Year	Result
No. 1 (AP/USA)	at Ohio State	1998	L, 49-0
No. 3 (UPI/AP)	at Miami (Fla.)	1987	L, 24-14
No. 3 (UPI/AP)	at Washington	1991	L, 48-0
No. 4 (AP/USA)	at Boise State	2010	L, 57-14
No. 4 (AP/USA)	Boise State	2011	L, 40-15
No. 9 (AP)/No. 11 (USA)	Pittsburgh	2003	W, 35-31
No. 10 (AP/USA)	at Florida	2013	L, 24-6
No. 10 (UPI)/No. 11 (AP)	at Florida State	1986	L, 24-0
No. 11 (USA/AP)	vs. Ohio State#	2009	L, 38-0
No. 14 (AP)/No. 21(CP)	Western Michigan	2016	L, 55-35
No. 14 (AP/14 USA)	Miami (Fla.)	2017	L, 52-30
No. 15 (AP/USA)	at Ohio State	2011	L, 27-22
No. 15 (AP)/No. 16 (USA)	at Marshall	1999	L, 38-13
No. 16 (AP)/No. 19 (USA)	N. Illinois	2013	L, 35-17
No. 16 (AP), No. 17 (USA)	Utah State&	2012	L, 41-15
No. 18 (USA)/No. 20 (AP)	Marshall	2001	W, 41-36
No. 18 (USA)/No. 21 (AP)	Cincinnati	2012	W, 29-23
No. 18 (AP)/No. 18 (USA)	at Arkansas	2015	W, 16-12
No. 20 (UPI)	vs. San Jose State*	1981	W, 27-25
No. 21 (AP/USA)	N. Illinois	2003	W, 49-30
No. 22 (USA)/No. 25 (AP)	Missouri	2014	L, 49-24
No. 22 (AP)/No. 25 (USA)	at Bowling Green	2003	L, 31-23
No. 22 (USA)	at N. Illinois	2004	W, 31-17
No. 23 (USA)/No. 25 (AP)	at Minnesota	2004	L, 63-21
No. 24 (USA)	Bowling Green	2004	W, 49-41
No. 24 (AP/USA)	Temple^	2015	W, 32-17

\* California Bowl & Famous Idaho Potato Bowl ^Marmot Boca Raton Bowl

# at Cleveland Browns Stadium

AP - Associated Press media poll

USA - USA Today coaches poll UPI - United Press International coaches poll



**Damion Jones-Moore rushed for 68 yards and one touchdown to help Toledo knock off No. 18 Arkansas in Little Rock in 2015.**

## LARGEST TOLEDO COMEBACKS

Deficit	Opponent	Date	Largest Deficit	Time/Q	UT Took Lead/Tied	Time/Q	Final Score
24	Western Carolina (H)	9-6-75	24-0	0:35/2nd	24-24	6:43/4th	UT 32, WCU 31
23	Marshall (H)	11-30-01	23-0	14:57/2nd	32-29	4:28/3rd	UT 41, Marshall 36
21	Western Michigan (H)	11-12-94	21-0	0:02/1st	37-34	3:05/4th	UT 37, WMU 34
21	Tulsa (H)	9-16-17	28-7	5:01/2nd	51-48	8:04/4th	UT 54, Tulsa 51
20	Bowling Green (H)	11-23-04	27-7	11:54/3rd	28-27	2:20/3rd	UT 49, BGSU 41
18	UMass (A)	10-24-15	28-10	8:23/2nd	31-28	1:56/3rd	UT 51, UMass 35
17	Northern Illinois (A)	11-23-02	17-0	13:57/2nd	20-17	7:57/2nd	UT 33, NIU 30
17	Ball State (H)	10-23-10	17-0	1:43/1st	17-17	0:00/2nd	UT 31, BSU 24
16	Ohio (A)	9-29-84	16-0	9:50/4th	16-16	6:01/4th	UT 16, Ohio 16

## LARGEST OPPONENT COMEBACKS

Lead	Opponent	Date	Largest Lead	Time/Q	Opp. Took Lead/Tied	Time/Q	Final Score
27	Ball State (A)	10-9-93	30-3	4:10/3rd	31-30	0:00/4th	BSU 31, UT 30
18	Bowling Green (A)	10-6-73	35-17	0:45/2nd	36-35	1:26/3rd	BGSU 49, UT 35
17	Florida International (N)	12-26-10	24-7	9:44/3rd	28-24	7:34/4th	FIU 34, UT 32
17	Eastern Michigan (A)	11-19-94	17-0	2:20/1st	34-30	5:46/4th	EMU 40, UT 37
14	Bowling Green (H)	10-9-76	14-0	0:10/1st	23-21	2:52/4th	BGSU 29, UT 28
14	Villanova (H)	9-28-63	14-0	11:52/2nd	18-14	1:33/3rd	VU 18, UT 14
14	Central Michigan (H)	10-7-06	14-0	14:57/2nd	21-14	0:20/2nd	CMU 42, UT 20



# Attendance Records

## LARGEST CROWDS IN THE GLASS BOWL

1. 36,852 vs. Navy (2001)
2. 36,502 vs. Northern Illinois (2001)
3. 34,900 vs. Marshall (2000)
4. 34,950 vs. Minnesota (2001)
5. 33,040 vs. Indiana State (1994)
6. 32,781 vs. Weber State (2000)
7. 31,981 vs. Bowling Green (2004)
8. 31,711 vs. Pittsburgh (2003)
9. 31,458 vs. Bowling Green (1994)
10. 31,369 vs. Bowling Green (1982)
11. 30,147 vs. Bowling Green (2016)
12. 29,968 vs. East Tennessee St. (1995)
13. 29,761 vs. Bowling Green (1990)
14. 28,905 vs. Boise State (2011)
15. 28,531 vs. Bowling Green (2000)
16. 28,115 vs. Bowling Green (2012)
17. 27,991 vs. Bowling Green (1998)
18. 27,900 vs. Syracuse (1999)
19. 27,831 vs. Eastern Michigan (2001)
20. 27,800 vs. Eastern Michigan (1997)
21. 27,318 vs. Eastern Illinois (2000)
22. 26,913 vs. Bowling Green (1984)
23. 26,700 vs. Purdue (1997)
24. 26,350 vs. Nevada (1997)
25. 26,214 vs. Western Michigan (1998)
26. 26,104 vs. Eastern Michigan (1995)
27. 26,100 vs. Bowling Green (1996)
- 26,100 vs. Purdue (2007)
29. 26,050 vs. UNLV (2002)
30. 25,926 vs. Ball State (2002)
31. 25,908 vs. Temple (2015)
32. 25,907 vs. Arizona (2010)
33. 25,745 vs. Liberty (1994)
34. 25,724 vs. Temple (1998)
35. 25,571 vs. Central Michigan (1979)
36. 25,540 vs. Indiana (1996)
37. 25,331 vs. Bowling Green (2002)
38. 25,303 vs. Miami (1983)
39. 25,266 vs. Eastern Michigan (2005)
40. 25,213 vs. Miami (1997)

## LARGEST CROWDS ON THE ROAD

1. 107,267 at Michigan (2008)
2. 105,016 at Ohio State (2011)
3. 94,296 at Penn State (2000)
4. 93,149 at Ohio State (1998)
5. 83,604 at Florida (2013)
6. 73,317 at Wisconsin (1982)
7. 72,266 at Washington (1991)
8. 71,727 vs. Ohio State (2009) (at Cleveland\*)
9. 68,756 at Arizona State (1979)
10. 62,230 at Brigham Young (2016)
11. 56,785 at Missouri (2013)
12. 53,891 at Florida State (1986)
13. 52,552 vs. Connecticut (2004 Motor City Bowl)
14. 52,281 at Iowa State (2014)
15. 51,872 vs. Boston College (2002 Motor City Bowl)
16. 50,939 at Arizona (2008)
17. 49,591 at Arkansas (2015) (at Little Rock)
18. 49,361 at Miami (Fla.) (2017)
19. 48,670 at Arizona (2012)
20. 48,112 at Kansas (2007)

*\* Toledo was the designated home team for this game at Browns Stadium in Cleveland.*



## UNBREAKABLE RECORD?

Extra bleachers were brought into the north end zone of the Glass Bowl on a regular basis to accommodate overflow crowds in 2001, including a then MAC-record 36,852 vs. Navy in 2001. Since that season, however, stricter fire regulations have been imposed that prevent bleachers from being brought onto the field, making it impossible for UT to ever break its home attendance record in the current configuration of the Glass Bowl.





# Attendance Records

## TOLEDO HOME ATTENDANCE BY SEASON

Year	Total	G	Avg.	1997	140,518	6	23,420	1976	58,869	5	11,774
2017	124,470	6	20,745	1996	124,603	6	20,767	1975	76,370	5	15,274
2016	123,766	6	20,627	1995	115,249	5	23,050	1974	89,052	6	14,842
2015	125,051	6	20,841	1994	153,400	6	25,567	1973	62,156	5	12,431
2014	117,286	6	19,547	1993	99,100	6	16,517	1972	78,361	5	15,672
2013	110,803	6	18,467	1992	95,334	5	19,067	1971	98,360	5	19,672
2012	123,309	6	20,552	1991	117,322	6	19,554	1970	93,120	6	15,520
2011	132,941	6	22,157	1990	136,926	6	22,820	1969	75,282	5	15,056
2010	116,000	6	19,333	1989	94,374	5	18,875	1968	69,455	5	13,891
2009	153,151	6	25,525#	1988	103,057	6	17,176	1967	84,455	6	14,076
2008	102,046	6	17,008	1987	92,761	5	18,552	1966	66,484	5	13,297
2007	130,675	7	18,668	1986	95,012	5	19,002	1965	52,910	5	10,582
2006	121,863	6	20,311	1985	80,818	5	16,164	1964	47,617	5	9,523
2005	109,086	5	21,817	1984	106,839	5	21,368	1963	47,062	5	9,412
2004	119,771	5	23,954	1983	128,960	6	21,493	1962	34,377	4	8,594
2003	131,517	6	21,919	1982	123,040	5	24,608	1961	36,900	5	7,380
2002	143,791	6	23,965	1981	102,960	5	20,592	1960	35,000	5	7,000
2001	180,083	6	30,014	1980	95,595	5	19,119	1959	24,700	6	4,117
2000	163,359	6	27,227	1979	98,890	5	19,778	1958	28,500	4	7,125
1999	129,999	7	18,571	1978	71,695	5	14,339				
1998	133,080	6	22,180	1977	68,592	6	11,432				

# Includes home game at Browns Stadium



Toledo fans routinely pack the 26,038-seat Glass Bowl.





# Team Records - Season

## OFFENSE

### SCORING/TDS

#### Most Points Scored

1. 2011 42.2 (549 in 13 games)
2. 2016 38.0 (494 in 13 games)
3. 2014 36.6 (476 in 13 games)
4. 2000 36.4 (400 in 11 games)
5. **2017 36.4 (509 in 14 games)**

#### Fewest Points Scored

1. 1925 3.1 (28 in 9 games)
2. 1955 8.6 (77 in 9 games)
3. 1942 10.1 (91 in 9 games)
4. 1977 10.2 (112 in 11 games)
5. 1965 10.4 (104 in 10 games)

#### Touchdowns Scored

1. 2011 72 (13 games)
2. 2002 66 (14 games)
3. 2016 65 (13 games)
4. **2017 62 (14 games)**
5. 2014 61 (13 games)

#### Fewest Touchdowns Scored

1. 1925 4 (9 games)
2. 1955 12 (9 games)
3. 1965 14 (10 games)
- 1942 14 (9 games)
5. 1977 15 (11 games)

#### Most Touchdown Passes

1. 2016 46 (13 games)
2. 2011 34 (13 games)
3. 2005 30 (12 games)
4. 2003 29 (12 games)
5. 2004 28 (14 games)

#### Most Rushing Touchdowns

1. 1995 38 (12 games)
- 2002 38 (14 games)
3. 2014 35 (13 games)
4. 2001 32 (12 games)
- 2011 32 (13 games)

#### Most Touchdowns Rushing/Passing

1. 2011 66 (13 games)
2. 2016 63 (13 games)
- 2002 63 (14 games)
4. **2017 60 (14 games)**
5. 2014 59 (13 games)

## TOTAL OFFENSE

#### Total Offense (Yardage)

1. 2016 517.7 (6,731 in 13 games)
2. 2014 490.5 (6,377 in 13 games)
3. **2017 483.9 (6,775 in 14 games)**
4. 2011 481.3 (6,257 in 13 games)
5. 2002 472.2 (6,611 in 14 games)

Records include bowl games

Minimum 9 games played

## FIRST DOWNS

#### First Downs

1. 2014 24.6 (321 in 13 games)
2. 2016 24.2 (315 in 13 games)
3. 2002 24.1 (338 in 14 games)
4. 2003 23.9 (287 in 12 games)
5. 2005 23.8 (285 in 12 games)
- 2011 23.8 (309 in 13 games)

#### First Downs Rushing

1. 1981 13.3 (160 in 12 games)
- 1995 13.3 (160 in 12 games)
3. 1994 13.2 (145 in 11 games)
4. 2000 12.5 (138 in 11 games)
- 2014 12.5 (162 in 13 games)

#### First Downs Passing

1. **2016 12.9 (168 in 13 games)**
2. 2003 12.8 (153 in 12 games)
3. 2009 12.3 (148 in 12 games)
4. 2002 11.9 (166 in 14 games)
5. 1997 11.8 (142 in 12 games)

## RUSHING

#### Rushing Attempts

1. 1961 59.7 (597 in 10 games)
2. 1981 57.1 (685 in 12 games)
3. 1978 54.5 (599 in 11 games)
4. 1990 54.2 (596 in 11 games)
5. 1995 51.5 (618 in 12 games)

#### Net Yards Rushing

1. 1981 259.4 (3,113 in 12 games)
2. 2014 256.4 (3,333 in 13 games)
3. 2000 253.8 (2,792 in 11 games)
4. 1949 253.8 (2,284 in 9 games)
5. 1995 249.8 (2,997 in 12 games)

#### Fewest Rushes Allowed (minimum 9 games)

1. 2000 33.2 (365 in 11 games)
2. 2014 33.2 (431 in 13 games)
3. 2011 33.7 (438 in 13 games)
4. 2001 33.8 (405 in 12 games)
5. 2012 34.2 (445 in 13 games)

#### Fewest Rush Yards Allowed (minimum 9 games)

1. 2000 81.5 (897 in 11 games)
2. 1984 98.4 (1,181 in 12 games)
3. 2001 98.5 (1,182 in 12 games)
4. 1983 103.8 (1,142 in 11 games)
5. 1970 104.8 (1,257 in 12 games)

## PASSING

#### Most Passing Yardage

1. 2016 322.7 (4,196 in 13 games)
2. 2004 298.4 (3,879 in 13 games)
3. **2017 279.0 (3,919 in 14 games)**
4. 2009 278.5 (3,342 in 12 games)
5. 2003 278.3 (3,339 in 12 games)

#### Most Passes Attempted

1. 2009 37.0 (445 in 12 games)
2. 1997 36.5 (438 in 12 games)
3. 2003 35.3 (423 in 12 games)
4. 2004 34.5 (449 in 13 games)
5. 2007 34.2 (411 in 12 games)
- 2015 34.2 (411 in 12 games)

#### Most Passes Completed

1. 2003 24.8 (298 in 12 games)
2. 2004 23.7 (308 in 13 games)
3. 2009 22.5 (271 in 12 games)
4. 2011 22.4 (291 in 13 games)
5. 2016 22.3 (291 in 13 games)

#### Fewest Passes Completed (minimum 9 games)

1. 1954 4.2 (38 in 9 games)
2. 1955 4.3 (39 in 9 games)
3. 1978 4.4 (48 in 11 games)
4. 1960 4.7 (42 in 9 games)
5. 1953 4.9 (44 in 9 games)

#### Highest Completion Percentage (minimum 100 att.)

1. 2003 .704 (298-423)
2. 2002 .698 (309-443)
3. 2004 .686 (308-449)
4. 2011 .685 (291-425)
5. 2001 .656 (233-355)

#### Passes Had Intercepted

1. 1953 3.2 (29 in 9 games)
2. 1950 2.2 (20 in 9 games)
3. 1956 2.1 (19 in 9 games)
- 1959 2.1 (19 in 9 games)
- 1989 2.1 (19 in 9 games)

## DEFENSE

### SCORING/TDS

#### Fewest Points Allowed

1. 1935 3.6 (32 in 9 games)
2. 1939 5.9 (59 in 10 games)
3. 1970 7.3 (88 in 12 games)
4. 1971 8.0 (96 in 12 games)
5. 1938 8.3 (83 in 10 games)
- 1967 8.3 (83 in 10 games)

#### Fewest Touchdowns Allowed

1. 1935 5 (9 games)
2. 1939 9 (10 games)
3. 1967 12 (10 games)
4. 1940 13 (9 games)
- 1970 13 (12 games)

#### Most Points Allowed

1. 2007 39.2 (470 in 12 games)
2. 2009 37.7 (452 in 12 games)
3. 1953 33.9 (305 in 9 games)
4. 2011 31.7 (412 in 13 games)
5. 2008 31.4 (377 in 12 games)

#### Most Touchdowns Allowed

1. 2007 64 (12 games)
2. 2009 60 (12 games)
3. 2011 56 (13 games)
4. 2004 51 (14 games)
- 2014 51 (13 games)

#### Fewest Rushing TDs Allowed

1. 1984 4 (11 games)
2. 1935 5 (9 games)
3. 1969 8 (11 games)
- 1992 8 (11 games)
5. 1970 9 (12 games)

#### Most Rushing TDs Allowed

1. 2009 33 (12 games)
2. 2007 31 (12 games)
3. 1977 27 (11 games)
- 2002 27 (14 games)
- 2010 27 (13 games)

#### Fewest Passing TDs Allowed

1. 1935 0 (9 games)
- 1939 0 (10 games)
- 1940 0 (9 games)
4. 1970 1 (12 games)
5. 1971 2 (12 games)

#### Most Passing TDs Allowed

1. 2014 37 (13 games)
2. 2011 34 (13 games)
3. 2007 31 (12 games)
4. 2009 26 (12 games)
5. 2012 26 (13 games)

## TOTAL DEFENSE

#### Total Defense (Fewest Yards)

1. 1971 164.6 (1,975 in 12 games)
2. 1965 181.7 (1,817 in 10 games)
3. 1970 185.8 (2,044 in 11 games)
4. 1967 198.4 (1,984 in 10 games)
5. 1952 217.1 (1,954 in 9 games)

## RUSHING

#### Fewest Rush Yards Allowed (minimum 9 games)

1. 2000 81.5 (897 in 11 games)
2. 1984 98.4 (1,181 in 12 games)
3. 2001 98.5 (1,182 in 12 games)
4. 1965 111.9 (1,119 in 10 games)
5. 1952 114.6 (1,031 in 9 games)

## PASSING

#### Most Completions Allowed

1. 2012 23.8 (309 in 13 games)
2. 2015 23.5 (279 in 12 games)
3. 2014 22.5 (293 in 13 games)
4. 2011 22.0 (286 in 13 games)
5. 2010 21.9 (285 in 13 games)

#### Fewest Completions Allowed (minimum 9 games)

1. 1957 4.8 (44 in 9 games)
2. 1955 5.2 (47 in 9 games)
3. 1959 5.9 (53 in 9 games)
4. 1976 6.9 (76 in 11 games)
5. 1977 7.9 (87 in 11 games)

#### Most Pass Yards Allowed

1. 2014 291.7 (3,792 in 13 games)
2. 2012 290.1 (3,781 in 13 games)
3. 2011 268.8 (3,494 in 13 games)
4. 2015 259.7 (3,116 in 12 games)
5. 2009 241.4 (2,897 in 12 games)

#### Fewest Pass Yards Allowed (minimum 9 games)

1. 1965 69.8 (698 in 10 games)
2. 1966 70.4 (704 in 10 games)
3. 1959 83.8 (754 in 9 games)



# Team Records - Season

## TURNOVERS

### Most Turnovers Forced

1. 1979	4.2 (46 in 11 games)
2. 1970	3.7 (44 in 12 games)
3. 1961	3.7 (37 in 10 games)
4. 1983	3.4 (37 in 11 games)
5. 2000	2.8 (31 in 11 games)

### Most Turnovers

1. 1977	3.2 (35 in 11 games)
1975	3.2 (35 in 11 games)
1973	3.2 (35 in 11 games)
4. 5 Teams Tied With 3.1	

### Best Turnover Ratio

1. 2000	+3.44 (31/9)
2. 1995	+3.17 (38/12)
3. 1983	+2.31 (37/16)
4. 1979	+2.30 (46/20)
5. 1954	+2.24 (38/17)

## INTERCEPTIONS

### Pass Interceptions

1. 1970	2.2 (26 in 12 games)
2. 1981	2.1 (25 in 12 games)
3. 1983	2.1 (23 in 11 games)
4. 1969	2.0 (22 in 11 games)
1984	1.8 (22 in 12 games)

### Interception Return Yards

1. 1960	31.4 (283 in 9 games)
2. 1981	26.1 (313 in 12 games)
3. 2006	25.8 (284 in 12 games)
4. 1999	23.6 (260 in 11 games)
5. 2000	22.8 (251 in 11 games)

## FUMBLES

### Most Fumbles Recovered

1. 1979	2.5 (28 in 11 games)
2. 1961	2.4 (24 in 10 games)
3. 1973	2.1 (23 in 11 games)
4. 1972	1.9 (21 in 11 games)
5. 1971	1.8 (22 in 12 games)

### Most Fumbles

1. 1958	5.1 (46 in 9 games)
2. 1977	3.8 (42 in 11 games)
3. 1973	3.5 (38 in 11 games)
1976	3.5 (38 in 11 games)
1978	3.5 (38 in 11 games)

### Most Fumbles Lost

1. 1977	2.5 (27 in 11 games)
3. 1951	2.2 (22 in 10 games)
3. 1968	2.1 (21 in 10 games)
4. 1975	2.1 (23 in 11 games)
5. 1974	1.8 (20 in 11 games)

### Fewest Fumbles Lost (minimum 9 games)

1. 1995	0.8 (10 in 12 games)
<b>2016</b>	<b>0.8 (11 in 13 games)</b>
3. 2011	1.1 (14 in 13 games)
4. 2000	1.1 (12 in 11 games)
5. 2005	1.2 (14 in 12 games)

### Fewest Fumbles Lost (minimum 9 games)

1. 1991	4 (11 games)
2. 2015	4 (12 games)
3. 2000	5 (11 games)
2016	5 (13 games)
5. 1999	6 (11 games)
2003	6 (12 games)

## SPECIAL TEAMS

### PUNTING

#### Most Punts

1. 1979	7.8 (86 in 11 games)
2. 1977	7.4 (81 in 11 games)
3. 1980	6.7 (74 in 11 games)
1978	6.7 (74 in 11 games)
5. 1998	6.5 (78 in 12 games)

#### Punting Average

1. 2007	45.2
2. 2003	42.9
3. 1996	42.6
4. 2006	41.1
5. 1998	41.0

#### Net Punting Average

1. 2003	40.7
2. 1996	40.1
3. 2007	39.5*
4. 1968	38.3
2016	38.3*

\* Beginning in 2005, touchbacks counted against net punting avg.

#### Punt Returns

1. 1967	4.2 (42 in 10 games)
2. 1971	3.8 (46 in 12 games)
3. 1998	3.5 (42 in 12 games)
4. 1984	3.0 (36 in 12 games)
1997	3.0 (36 in 12 games)

#### Punt Return Yardage

1. 1967	38.2 (382 in 10 games)
2. 1969	33.3 (366 in 11 games)
2002	33.3 (466 in 14 games)
4. 1997	30.8 (369 in 12 games)
5. 2003	26.8 (321 in 12 games)

#### Punt Return Average

1. 2003	16.0 (20/321)
2. 2002	14.6 (32/466)
3. 2011	12.0 (20/240)
4. 1963	11.6 (23/266)
5. 2015	11.0 (23-252)

## KICKOFF RETURNS

#### Kickoff Returns

<b>1. 2016</b>	<b>6.69 (87 in 13 games)</b>
2. 2009	6.00 (72 in 12 games)
3. 2007	5.33 (64 in 12 games)
4. 2008	5.17 (62 in 12 games)
5. 2011	4.32 (56 in 13 games)

#### Kickoff Return Yardage

1. 2009	127.5 (1527 in 12 games)
2. 2010	117.5 (1527 in 13 games)
3. 2008	105.5 (1266 in 12 games)
4. 2007	100.9 (1211 in 12 games)
5. 2012	90.0 (1170 in 13 games)

### Best Kickoff Return Average

1. 1968	25.5 (30/764)
2. 2010	25.4 (58/1471)
3. 1993	22.7 (43/975)
4. 2012	22.1 (53/1170)
5. 2005	21.8 (36/785)

## FIELD GOALS

### Most Field Goals

1. 1992	1.9 (21 in 11 games)
2. 2012	1.8 (24 in 13 games)
3. 2013	1.6 (19 in 12 games)
2015	1.6 (19 in 12 games)
1990	1.6 (18 in 11 games)
1999	1.6 (18 in 11 games)

### Best Field Goal Percentage

1. 2005	100.0 (13-13)
2007	100.0 (13-13)
3. 2013	95.0 (19-20)
4. 2004	90.0 (9-10)
5. 1988	88.2 (15-17)

## PENALTIES

### Most Penalties

1. 1951	9.3 (93 in 10 games)
2. 2001	8.6 (103 in 12 games)
3. 2009	8.1 (97 in 12 games)
4. 2015	8.0 (96 in 12 games)
5. 2010	7.8 (102 in 13 games)

### Fewest Penalties

1. 1980	3.8 (42 in 11 games)
1986	3.8 (42 in 11 games)
3. 1983	4.0 (44 in 11 games)
1999	4.0 (44 in 11 games)
5. 1968	4.6 (46 in 10 games)

### Most Yards Penalized

1. 1951	83.6 (836 in 10 games)
2. 2001	80.0 (960 in 12 games)
3. 1971	71.3 (855 in 12 games)
4. 2009	70.0 (841 in 12 games)
5. 2015	68.2 (818 in 12 games)

### Fewest Yards Penalized (minimum 9 games)

1. 1964	33.0 (330 in 10 games)
2. 1963	36.2 (326 in 9 games)
3. 1999	35.3 (388 in 11 games)
4. 1962	39.3 (354 in 9 games)
5. 2000	41.8 (460 in 11 games)

## STREAKS

Season and multi-season records

### WINNING STREAKS

(all games)  
1. 35, 1969-71  
2. 12, 1967-68  
12, 2000-01

(MAC games)

1. 16, 1969-72  
2. 9, 1989-90  
9, 2000-01  
9, 2005-06

(home games)

1. 17, 1969-71  
17, 1999-2002  
17, 2002-05  
4. 14, 1988-90

(home MAC games)

1. 13, 2002-05  
2. 11, 1999-2002  
11, 1988-90  
4. 10, 1980-82  
10, 1996-99

### LOSING STREAKS

(all games)  
1. 8, 1977-78

(home games)

1. 6, 1977-78

(home MAC games)

1. 8, 1958-61

### CONSECUTIVE SHUTOUTS

(all games)  
1. 4, 1930-32  
4, 1929

### SHUTOUTS IN A SEASON

1. 6, 1923

### CONSECUTIVE GAMES NOT SHUT OUT

1. 123, 1998-2008  
2. 111, 2009-17  
3. 58, 1986-91



The Rockets held Penn State to 30 yards rushing on 27 carries in a 24-6 win in 2000. For the season, UT allowed just 81.5 yards rushing per game, the lowest figure in school history.

# Team Records - Game

## OFFENSE

### SCORING/TDS

#### Points

1. 88 vs. Davis & Elkins, 1951
2. 87 vs. Findlay, 1923
3. 70 vs. Northern Illinois, 2007
4. 66 vs. Western Michigan, 2011
- 66 vs. Bowling Green, 2017**
6. 65 vs. Eastern Michigan, 2002
7. 63 vs. Eastern Michigan, 2015
8. 62 vs. Western Illinois, 2005
9. 60 vs. Northern Illinois, 2011
10. 59 vs. Western Michigan, 2004

#### Opponent Points

1. 145 by Detroit, 1917
2. 90 by Ohio Northern, 1917
3. 81 by Miami, 1953
4. 69 by Xavier, 1926
5. 65 by Northern Illinois, 2010
6. 63 by Minnesota, 2004
- 63 by Kansas, 2004
- 63 by Northern Illinois, 2011
- 63 by Western Michigan, 2011
10. 61 by Louisiana Tech, 1996

#### Touchdowns

1. 13 vs. Davis & Elkins, 1951
2. 10 vs. Northern Illinois, 2007
3. 9 vs. Eastern Michigan, 2002
- 9 vs. Western Michigan, 2011
- 9 vs. Eastern Michigan, 2015
- 9 vs. Bowling Green, 2017**

#### Opponent Touchdowns

1. 21 by Detroit, 1917
2. 13 by Ohio Northern, 1917
3. 11 by Miami, 1953
4. 10 by Xavier, 1926
5. 9 (five times)

#### Most Points - One Half

1. 48 vs. Davis & Elkins, 1951 (1st)
- 48 vs. Eastern Michigan, 2002 (1st)
- 42 vs. Eastern Michigan, 2003 (1st)
- 42 vs. Villanova, 1967 (1st)
- 42 vs. Northern Illinois, 2007 (1st)
- 42 vs. Bowling Green, 2017 (2nd)**

#### Most Opp. Points - One Half

1. 49 by Kansas, 2004 (1st)
- 42 by Ohio State, 1998 (1st)
- 42 by Boston College, 2002 (1st)
- 42 by Minnesota, 2004 (1st)
- 42 by Miami (Fla.), 2017 (2nd)**
- 37 by Purdue, 1994 (2nd)
- 37 by Ball State, 1977 (1st)
- 37 by N. Illinois, 2010 (2nd)
- 37 by Eastern Michigan, 2012 (2nd)

#### Most Points - One Quarter

1. 34 vs. Davis & Elkins, 1951 (1st)
2. 30 vs. Weber State, 2000 (2nd)
- 28 vs. E. Michigan, 2003 (2nd)
- 28 vs. E. Michigan, 2002 (2nd)
- 28 vs. W. Michigan, 1998 (3rd)
- 28 vs. W. Michigan, 2004 (2nd)
- 28 vs. Western Illinois, 2005 (2nd)
- 28 vs. Eastern Michigan, 2012 (3rd)
- 28 vs. E. Michigan, 2015 (2nd, 3rd)
- 28 vs. Bowling Green, 2017 (3rd)**

#### Most Opp. Points - One Quarter

1. 29 by McNeese St, 1988 (4th)
2. 28 by Boston College, 2002 (2nd)
- 28 by Kansas, 2004 (1st)
- 28 by Buffalo, 2007 (1st)
- 28 by CMU, 2009 (2nd)
- 28 by NIU, 2010 (3rd)
- 28 by Miami (Fla.), 2017 (4th)**

#### Most Points in a Loss

1. 60 vs. NIU, 2011 (63-60)
2. 54 vs. Fresno State, 2008 (55-54)
3. 45 vs. Marshall, 2002 (49-45)
4. 43 vs. Iowa State, 2006 (45-43)
5. 37 vs. EMU, 1994 (40-37)

#### Margin of Victory

1. 88 (88-0 vs. Davis & Elkins, 1951)
2. 87 (87-0 vs. Findlay, 1922)
3. 63 (63-0 vs. Bowling Green, 1935)
4. 55 (55-0 vs. Detroit, 1941)
5. 52 (65-13 vs. E. Michigan, 2002)

#### Margin of Defeat

1. 145 (145-0 vs. Detroit, 1917)
2. 90 (90-0 vs. Ohio Northern, 1917)
3. 81 (81-0 vs. Miami, 1953)
4. 63 (69-6 vs. Xavier, 1926)

## TOTAL OFFENSE

#### Most Plays

1. 114 vs. Bowling Green, 1973
2. 105 vs. Massachusetts, 2015
3. 104 vs. Marshall, 1971
4. 103 vs. Tulsa, 1962
5. 101 vs. Western Michigan, 2011

#### Total Offense

1. 812 vs. Northern Illinois, 2007
2. 804 vs. Western Michigan, 2011
3. 685 vs. Buffalo, 2003
4. 666 vs. New Hampshire, 2014
5. 665 vs. Bradley, 1950

## FIRST DOWNS

#### First Downs

1. 37 vs. Western Michigan, 2011
2. 36 vs. Western Michigan, 2004
3. 35 vs. Central Michigan, 2003
- 35 vs. Northern Illinois, 2007
5. 34 vs. New Hampshire, 2014

#### First Downs by Rushing

1. 26 vs. Kent State, 1981
2. 25 vs. Tulsa, 1962
3. 24 vs. Central Michigan, 2003

#### First Downs by Passing

1. 19 vs. Miami, 1974
2. 18 vs. New Hampshire, 2014
3. 17 vs. Western Michigan, 1971
- 17 vs. Iowa State, 2006
5. 16 (9 times, last vs. UMass, 2015)

#### First Downs by Penalty

1. 5 (7 times, last vs. UMass, 2014)

## PASSING

#### Passing Yardage

1. 505 vs. BYU, 2016
2. 468 vs. Ball State, 2004
3. 467 vs. Buffalo, 2003
4. 461 vs. Pittsburgh, 2003
- 5. 458 vs. Tulsa, 2017**

#### Passes Attempted

1. 67 vs. Purdue, 2009
2. 62 vs. Pittsburgh, 2003
3. 54 vs. Marshall, 1998
- 54 vs. Marshall, 1999
5. 53 vs. Syracuse, 2003
- 53 vs. Central Michigan, 2006

#### Passes Completed

1. 49 vs. Pittsburgh, 2003
2. 41 vs. Purdue, 2009
3. 39 vs. Iowa State, 2006
4. 33 vs. Ball State, 2003
- 33 vs. Purdue, 1992
- 33 vs. Michigan, 2008

#### Touchdown Passes

1. 6 vs. Buffalo, 2003
- 6 vs. Ball State, 2004
- 5 (11 times, last vs. BYU, 2016)

#### Passes Had Intercepted

1. 5 vs. Miami, 1985
- 5 vs. Ohio State, 1998
- 4 vs. Kent State, 1984
- 4 vs. Ball State, 1976
- 4 vs. Kent State, 1976

#### Opp. Passes Attempted

1. 66 by La. Tech, 1999
2. 65 by Miami, 1987
3. 64 by Colorado, 2009
- 64 by WMU, 2010
5. 63 by San Jose St., 1981

#### Opp. Passes Completed

1. 44 by La. Tech, 1999
2. 43 by San Jose St., 1981
- 43 by WMU, 2010
- 38 by Nevada, 9/23/95
- 38 by Miami, 1987
- 38 by WMU, 2011

#### Opp. Passing Yards

1. 604 by La. Tech, 1996
2. 548 by WMU, 2011
3. 508 by La. Tech, 1999
4. 469 by BSU, 1993
5. 467 by San Jose St., 1981

#### Opp. Touchdown Passes

1. 8 by La. Tech, 1996
2. 7 by Western Michigan, 2011

## RUSHING

#### Rushing Plays

1. 95 vs. Tulsa, 1962
2. 80 vs. Youngstown, 1961
3. 78 vs. Marshall, 1961
4. 76 vs. Kent State, 1981
5. 66 vs. Bowling Green, 1995

## Net Yards Rushing

1. 496 vs. Bradley, 1950
2. 472 vs. Central Michigan, 1999
3. 466 vs. Wayne State, 1950
4. 463 vs. Davis & Elkins, 1951
5. 445 vs. Kent State, 1981

#### Opp. Net Yards Rushing

1. 456 by Tampa, 1974
2. 455 by Central Michigan, 1994
3. 447 by Central Michigan, 1977
4. 438 by Miami, 1960
5. 427 by Kent State, 1955

#### Opp. Rushing Plays

1. 77 by Central Michigan, 1975
2. 76 by Central Michigan, 1977
3. 75 by Kent State, 1978
4. 72 by Bowling Green, 1961
5. 71 by Bowling Green, 1980
- 71 by Miami, 1960

## DEFENSE

### TOTAL DEFENSE

#### Fewest Yards Allowed

1. 44 vs. Dayton, 1970
2. 45 vs. Detroit Tech, 1940
3. 49 vs. Northern Illinois, 1967

#### Fewest Plays Allowed

1. 43 by Southern Illinois, 1963
2. 44 by Dayton, 1965
- 44 by Dayton, 1970

#### First Downs Allowed

1. 0 in 1941 by Detroit Tech
2. 2 in 1970 by Dayton
3. 3 in 1971 by Marshall

### PASS DEFENSE

#### Fewest Yards Passing

1. 0 vs. Northern Illinois, 1974
- 0 vs. Eastern Michigan, 1974
- 0 vs. Dayton, 1970
- 0 vs. Villanova, 1964

#### Fewest Completions

1. 0 (accomplished four times)
5. 1 (accomplished eight times)

#### Passing First Downs Allowed

1. 0 (accomplished nine times)

### RUSHING

#### Rushing First Downs Allowed

1. 0 vs. Detroit Tech, 1941
- 0 vs. Marshall, 1959
- 0 vs. Temple, 1961
- 0 vs. Villanova, 1964
- 0 vs. Kent State, 1964
- 0 vs. Ohio, 1967
- 0 vs. Dayton, 1970
- 0 vs. Northern Illinois, 1971
- 0 vs. Richmond, 1971
- 0 vs. Arkansas State, 2015

#### Rushing Yards Allowed

1. -109 vs. N. Illinois, 1967
2. -17 vs. Villanova, 1967
3. -14 vs. Arkansas State, 2015
4. -13 vs. Bowling Green, 1969
- 13 vs. Marshall, 1971



# Team Records - Game

## DEFENSE

### Fewest Rushing Attempts

1. 16 vs. W. Michigan, 1999
2. 18 vs. Marshall, 2002
3. 20 vs. La. Tech, 1999
- 20 vs. Central Michigan, 2015

## SPECIAL TEAMS

### PUNTING

#### Most Punts

1. 15 vs. Arizona State, 1979
2. 12 vs. Kansas, 2006
3. 11 (six times)

#### Punt Yardage

1. 617 vs. Arizona State, 1979
2. 484 vs. Kansas, 2006
3. 441 vs. East Carolina, 1977
4. 420 vs. Kansas, 2007

#### Punting Average

- (minimum 4 attempts)
1. 56.5 vs. Central Florida, 1997
  2. 53.8 vs. Western Michigan, 2007
  3. 52.0 vs. Bowling Green, 1990
  4. 51.8 vs. Central Michigan, 2007
  5. 50.6 vs. Ball State, 2007

#### Opp. Most Punts

1. 13 by Marshall, 1971
- 13 by Villanova, 1969
- 13 by Northern Illinois, 1967
4. 12 by Eastern Michigan, 2001
- 12 by Fresno State, 2016

#### Opp. Punt Yardage

1. 501 by Villanova, 1969
2. 499 by Marshall, 1971
3. 455 by EMU, 2001
4. 451 by Northern Illinois, 1970
- 451 by Northern Illinois, 1967

#### Opp. Punt Average

- (minimum 4 attempts)
1. 51.6 by Ohio State, 1998
  2. 50.1 by Northern Illinois, 2001
  3. 49.8 by Nevada, 12-14-95
  4. 49.5 by Bowling Green, 1995
  - 49.5 by Cal Poly, 2002

## PLACE KICKING

#### Most Field Goals Made

1. 6 vs. Northern Illinois, 1992
2. 5 vs. Ball State, 1989
- 5 vs. Eastern Illinois, 2000
- 5 vs. Cincinnati, 2012

#### Most PATs Made

1. 10 vs. Davis & Elkins, 1951
- 10 vs. Northern Illinois, 2007
3. 9 vs. Western Michigan, 2011
- 9 vs. Eastern Michigan, 2015
5. 8 (6 times, last vs. WMU, 2005)

## PUNT RETURNS

#### Punt Returns

1. 10 vs. Northern Illinois, 1967
- 10 vs. Marshall, 1971
3. 8 vs. Marshall, 1970
- 8 vs. Bowling Green, 1968
- 8 vs. Akron, 1997
- 8 vs. Massachusetts, 1999

#### Punt Return Yardage

1. 123 vs. Dayton, 1963
2. 113 vs. W. Michigan, 2002
3. 109 vs. Bowling Green, 2002
4. 98 vs. Akron, 1997
- 98 vs. EMU, 2011

## KICKOFF RETURNS

#### Kickoff Returns

1. 11 vs. Miami, 1954
2. 10 vs. Northern Illinois, 2011
3. 9 (5 times)

#### Kickoff Return Yardage

1. 235 vs. CMU, 2010
2. 226 vs. NIU, 2010
3. 207 vs. NIU, 2011
4. 192 vs. Ohio, 1968
5. 188 vs. Iowa State, 2007

## TURNOVERS

#### Most Turnovers Caused

1. 10 vs. Ball State, 1984
2. 7 vs. Ohio, 1985
- 7 vs. W. Reserve, 1950
- 7 vs. Marshall, 1970
- 7 vs. Cincinnati, 1995
- 7 vs. Northern Illinois, 1998

## FUMBLES

#### Most Fumbles

1. 7 in 1977 vs. Central Michigan
2. 6 in 1968 vs. Kent State
- 6 in 1972 vs. Miami
- 6 in 1981 vs. Ohio
- 6 in 1982 vs. Kent
- 6 in 1990 vs. Arkansas State
- 6 in 1996 vs. Western Michigan

#### Most Fumbles Lost

1. 6 in 1972 vs. Miami

#### Opp. Most Fumbles Lost

1. 5 (six times)

## INTERCEPTIONS

#### Pass Interceptions

1. 7 vs. Western Reserve, 1950
- 7 vs. Ohio, 1985
3. 6 (Five times - last vs. Northern Illinois, 1998)

#### Interception Return Yards

1. 152 in 2006 vs. Kansas
2. 120 in 1960 vs. Miami
3. 105 in 1984 vs. Ball State
4. 100 in 2008 vs. Michigan
5. 98 in 2005 vs. W. Illinois

## PENALTIES

#### Most Penalties

1. 19 vs. Temple, 2001
2. 15 vs. Texas Arlington, 1971
- 15 vs. Tulsa, 2017
4. 14 vs. Ball State, 2001
- 14 vs. Ohio State, 2011
- 14 vs. Ball State, 2015
- 14 vs. Nevada, 2017

#### Most Yards Penalized

1. 192 vs. Ohio, 1977
2. 185 vs. Temple, 2001
3. 154 vs. Texas-Arlington, 1971
4. 150 vs. Tulsa, 2017
5. 139 vs. Ball State, 2001



The Rockets held Villanova to minus-17 yards rushing, the second-lowest total in team history, in a 52-6 victory in 1967.

# Individual Records - Rushing

## CAREER RUSHING

### Rushing Yards (2000+)

1. Kareem Hunt (2013-16)	4,945
2. Chester Taylor (1998-2001)	4,849
3. Wasean Tait (1993-98)	4,338
4. Terry Swanson (2014-17)	3,601
5. Trinity Dawson (2002-05)	3,474
6. David Fluellen (2010-13)	3,336
7. Jalen Parmele (2004-07)	3,119
8. Casey McBeth (1991-94)	2,719
9. DaJuane Collins (2006-09)	2,588
10. Steve Morgan (1981-84)	2,540
11. Kelvin Farmer (1983-86)	2,483
12. Roland Moss (1966-68)	2,421
13. Morgan Williams (2008-11)	2,412
14. Adonis Thomas (2008-11)	2,360
15. Joe Schwartz (1970-72)	2,337
16. Mike Alston (1976-79)	2,180
17. Neil Trotter (1987-90)	2,168

### Rushing Attempts

1. Wasean Tait (1993-98)	837
2. Chester Taylor (1998-2001)	834
3. Kareem Hunt (2013-16)	782
4. Trinity Dawson (2002-05)	674
5. Roland Moss (1966-68)	655
6. Steve Morgan (1981-84)	638
7. Gene Swick (1972-75)	631
8. Terry Swanson (2014-17)	614
9. Jalen Parmele (2004-07)	589
10. Kelvin Farmer (1983-86)	574

### Rushing Average

#### (minimum 200 attempts)

1. Kareem Hunt (2013-16)	6.32
2. Adonis Thomas (2008-11)	6.18
3. David Fluellen (2010-13)	5.95
4. Terry Swanson (2014-17)	5.86
5. Chester Taylor (1998-2001)	5.81
6. DaJuane Collins (2006-09)	5.77
7. Jalen Parmele (2004-07)	5.30
8. Morgan Williams (2008-11)	5.27
9. Robert Pfefferle (1966-68)	5.22
10. Wasean Tait (1993-98)	5.18

### 100-Yard Rushing Games

1. Kareem Hunt (2013-16)	28
2. Chester Taylor (1998-2001)	27
3. Wasean Tait (1993-98)	18
4. Trinity Dawson (2002-05)	15
5. Terry Swanson (2014-17)	15
6. David Fluellen (2010-13)	13
7. Roland Moss (1966-68)	11
8. Jalen Parmele (2004-07)	11
9. Adonis Thomas (2008-11)	11
10. Neil Trotter (1987-90)	10
11. Casey McBeth (1991-94)	10
12. Adonis Thomas (2008-11)	10

### 200-Yard Rushing Games

1. Chester Taylor (1998-2001)	4
2. David Fluellen (2010-13)	4
3. Kareem Hunt (2013-16)	4
4. Wasean Tait (1993-98)	3
5. Kelvin Farmer (1983-86)	2
6. Emerson Cole (1947-49)	2

### Rushing Touchdowns

1. Chester Taylor (1998-2001)	56
2. Kareem Hunt (2013-16)	44
3. Wasean Tait (1993-98)	38
4. Joe Schwartz (1970-72)	35
5. Roland Moss (1966-68)	32

### Consecutive 100-Yard Rushing Games

1. Wasean Tait (1995)	12
2. Kareem Hunt (2013-15)	12
3. Jalen Parmele (2007)	7
4. David Fluellen (2012)	6
5. David Fluellen (2013)	6
6. Roland Moss (1968)	5
7. Kelvin Farmer (1986)	5
8. Arnold Smiley (1981)	5
9. Adonis Thomas (2011)	5

### Rushing Yards By a Quarterback

1. Ryan Huzjak (1993-96)	1,539
2. Jim Kelso (1980-83)	1,235
3. Maurice Hall (1978-81)	1,231
4. Kevin Meger (1989-92)	1,161
5. Tavares Bolden (1999-2001)	1,090

## SEASON RUSHING

### Rushing Yards (1,000+)

1. Wasean Tait (1995)	2,090
2. Kareem Hunt (2014)	1,631
3. Chester Taylor (2001)	1,620
4. Kelvin Farmer (1986)	1,532
5. Jalen Parmele (2007)	1,511
6. David Fluellen (2012)	1,498
7. Kareem Hunt (2016)	1,475
8. Chester Taylor (2000)	1,470
9. Terry Swanson (2017)	1,363
10. Trinity Dawson (2005)	1,294
11. Steve Morgan (1984)	1,291
12. Dwayne Harris (1997)	1,278
13. Chester Taylor (1999)	1,176
14. Emerson Cole (1949)	1,172
15. Roland Moss (1968)	1,145
16. Jalen Parmele (2006)	1,131
17. Joe Schwartz (1971)	1,130
18. David Fluellen (2013)	1,121
19. Adonis Thomas (2010)	1,098
20. Adonis Thomas (2011)	1,071
21. Casey McBeth (1994)	1,053

### Rushing Attempts

1. Wasean Tait (1995)	370
2. Steve Morgan (1984)	336
3. Kelvin Farmer (1986)	299
4. Chester Taylor (2001)	299
5. Jalen Parmele (2007)	276
6. Roland Moss (1968)	267
7. Kareem Hunt (2016)	262
8. David Fluellen (2012)	259
9. Dwayne Harris (1997)	254
10. Chester Taylor (2000)	250

### Average Yards Per Carry

1. Kareem Hunt (2014)	205/1,631	7.96
2. Jim Hays (1950)	74/572	7.73
3. Emerson Cole (1949)	160/1,162	7.26
4. David Fluellen (2013)	167/1,121	6.71
5. Jim Hays (1949)	43/286	6.65
6. Terry Swanson (2014)	113/732	6.48
7. Chester Taylor (1999)	182/1,176	6.46

8. Terry Swanson (2015)	143/923	6.45
9. Kareem Hunt (2013)	205/1,631	6.32
10. Adonis Thomas (2010)	137/866	6.27

### 100-Yard Games

1. Wasean Tait (1995)	12
2. Chester Taylor (2000)	10
3. Kareem Hunt (2014)	10
4. Roland Moss (1968)	8
5. Chester Taylor (2001)	8
6. Kareem Hunt (2016)	8
7. Terry Swanson (2017)	8
8. Dwayne Harris (1997)	7
9. Chester Taylor (1999)	7
10. Trinity Dawson (2005)	7
11. Jalen Parmele (2007)	7
12. David Fluellen (2012)	7

### Quickest to 1,000 Yards

1. Wasean Tait (1995)	25 Qtrs.
2. Dwayne Harris (1997)	26 Qtrs.
3. Kareem Hunt (2014)	27 Qtrs.
4. David Fluellen (2013)	28 Qtrs.
5. Kelvin Farmer (1986)	31 Qtrs.

### Rushing Touchdowns

1. Wasean Tait (1995)	24
2. Chester Taylor (2001)	21
3. Chester Taylor (2000)	18
4. Joe Schwartz (1971)	18
5. Kelvin Farmer (1986)	16
6. Kareem Hunt (2014)	16

### Rushing Yards By a Quarterback

1. Jim Kelso (1981)	564
2. Maurice Hall (1979)	549
3. Ryan Huzjak (1994)	537
4. Bruce Gradkowski (2003)	504
5. Terrance Owens (2012)	395
6. Tavares Bolden (2000)	390

### Rushing Yards By a Duo

1. Tait/Huzjak (1995)	2,516
2. Tait-2,090, Huzjak-426	
3. Hunt/Swanson (2014)	2,363
4. Hunt-1,631, Swanson-732	
5. Taylor/McCray (2001)	2,177
6. Taylor-1,620, McCray-557	
7. Parmele/Collins (2007)	2,147
8. Parmele-1,511, Collins-636	
9. Swanson/Seymour (2017)	2,065
10. Swanson-1,363, Seymour-702	



# Individual Records - Rushing

## SEASON RUSHING

### Rushing Yards By a Freshman

1. Morgan Williams (2008) .....	1,010
2. Troy Parker (1990) .....	879
3. Kareem Hunt (2013) .....	866
4. Astin Martin (2002) .....	785
5. Trinity Dawson (2002) .....	754

### Rushing Yards By a Sophomore

1. Kareem Hunt (2014) .....	1,631
2. Chester Taylor (1999) .....	1,176
3. Arnold Smiley (1981) .....	1,013
4. Trinity Dawson (2003) .....	999
5. Terry Swanson (2015) .....	923

### Rushing Yards By a Junior

1. Wasean Tait (1995) .....	2,090
2. David Fluellen (2012) .....	1,498
3. Chester Taylor (2000) .....	1,470
4. Dwayne Harris (1997) .....	1,278
5. Jalen Parmele (2006) .....	1,131

### Rushing Yards By a Senior

1. Chester Taylor (2001) .....	1,620
2. Kelvin Farmer (1986) .....	1,532
3. Kareem Hunt (2016) .....	1,512
4. Jalen Parmele (2007) .....	1,511
5. Terry Swanson (2017) .....	1,363

## GAME RUSHING

### Yards Rushing (200+)

1. Morgan Williams vs. Miami (2008) .....	330
2. Casey McBeth vs. Akron (1994) .....	304
3. Asa Jenkins vs. Davis & Elkins (1951) .....	289
4. Kareem Hunt vs. Arkansas St. (2014) .....	271*
5. Kareem Hunt vs. BGSU (2014) .....	265
6. Jalen Parmele vs. Ohio (2007) .....	241
7. Emerson Cole vs. N. Dakota (1949) .....	230
8. Chester Taylor vs. N. Illinois (2000) .....	230
9. David Fluellen vs. Buffalo (2012) .....	228
10. Wasean Tait vs. BGSU (1995) .....	224
11. Arnold Smiley vs. Kent St. (1981) .....	221
12. David Fluellen vs. WMU (2013) .....	220
13. Wasean Tait vs. Ohio (1995) .....	219
14. Chester Taylor vs. CMU (1999) .....	218
15. Tony Harris vs. Villanova (1969) .....	217
16. Adonis Thomas vs. WMU (2011) .....	216
17. David Fluellen vs. WMU (2012) .....	213
18. Kelvin Farmer vs. Ohio (1986) .....	210
19. Roland Moss vs. Richmond (1968) .....	209
20. Chester Taylor vs. BGSU (1999) .....	209
21. Mike Alston vs. Kent State (1977) .....	208
22. Joe Schwartz vs. E. Carolina (1971) .....	206
23. Emerson Cole vs. N.H. (1949) .....	206
24. Troy Parker vs. N. Illinois (1990) .....	205
25. Neil Trotter vs. Kent State (1990) .....	205
26. Dwayne Harris vs. CMU (1997) .....	203
27. Chester Taylor vs. WMU (2001) .....	203
28. Steve Cowan vs. NIU (1991) .....	203
29. Wasean Tait vs. Akron (1995) .....	202
30. Steve Morgan vs. BSU (1983) .....	201
31. Kelvin Farmer vs. EMU (1986) .....	200
32. David Fluellen vs. BSU (2012) .....	200
33. Kareem Hunt vs. WMU (2016) .....	200

### Rushing Attempts

1. Wasean Tait vs. Ohio (1995) .....	44
2. Wasean Tait vs. BGSU (1995) .....	41
3. Troy Parker vs. N. Illinois (1990) .....	40
4. Steve Morgan vs. N. Illinois (1982) .....	39
5. Kelvin Farmer vs. Ohio (1986) .....	38
6. Chester Taylor vs. Navy (2001) .....	38
7. Jalen Parmele vs. Ohio (2007) .....	38
8. Kelvin Farmer vs. BGSU (1986) .....	37
9. Arnold Smiley vs. KSU (1981) .....	37
10. Roland Moss vs. Richmond (1968) .....	37

### Average Yards Per Attempt (minimum 5 attempts)

1. Asa Jenkins vs. Davis & Elkins (1951) .....	20.6
2. Tavares Bolden vs. CMU (1999) .....	19.2
3. Jim Hays vs. Wayne State (1950) .....	17.6
4. Bob Halgas vs. Wayne State (1950) .....	15.4
5. Emerson Cole vs. N. Dakota (1949) .....	15.3
6. Adonis Thomas vs. NIU (2010) .....	15.2
7. Tavares Bolden vs. Cinc. (2001) .....	14.1
8. Tony Harris vs. Villanova (1969) .....	12.8
9. Adonis Thomas vs. N. Hamp (2011) .....	12.8
10. Dwayne Harris vs. Akron (1995) .....	12.2
11. John Schneider vs. Villanova (1967) .....	12.2

### Longest Run From Scrimmage

1. Ben Tombaugh vs. Austin Peay (1988) .....	95
2. Jalen Parmele vs. Ball State (2006) .....	92
3. Kareem Hunt vs. Bowling Green (2014) .....	91
4. Terry Swanson vs. EMU (2015) .....	90
5. Jim Gray vs. Bowling Green (1963) .....	88
6. Terry Swanson vs. KSU (2015) .....	88
7. Art Thompkins vs. BGSU (2017) .....	88
8. Adonis Thomas vs. FIU (2010) .....	87
9. Morgan Williams vs. Miami (2008) .....	86
10. Willis Bell vs. CMU (1978) .....	84

### Longest Touchdown Run

1. Ben Tombaugh vs. Austin Peay (1988) .....	95
2. Jalen Parmele vs. Ball State (2006) .....	92
3. Kareem Hunt vs. Bowling Green (2014) .....	91
4. Art Thompkins vs. BGSU (2017) .....	88
5. Adonis Thomas vs. FIU (2010) .....	87

### Rushing Yards By a Quarterback (100+)

1. Maurice Hall vs. BGSU (1979) .....	142
2. Maurice Hall vs. Kent St. (1979) .....	127
3. Maurice Hall vs. Kent St. (1978) .....	127
4. Tavares Bolden vs. CMU (1999) .....	115
5. Jim Kelso vs. Ball State (1981) .....	113
6. Aaron Opelt vs. Colorado (2009) .....	109
7. Kevin Meger vs. BGSU (1991) .....	104
8. Chuck Ealey vs. Marshall (1969) .....	101
9. Jeff Hepinstall vs. Ohio (1977) .....	101
10. Maurice Hall vs. Ohio (1978) .....	101
11. Jim Kelso vs. WMU (1980) .....	101

### Rushing Yards By a Duo

1. K. Hunt/D. Jones-Moore (Jan., 2015) .....	374
(Hunt-271, Jones-Moore 103; vs. Arkansas State)	
2. M. Williams/A. Thomas (2008) .....	370
(Williams-330, Thomas-40; vs. Miami)	
3. McBeth/Mays (1994) .....	340
(McBeth-304, Mays-36; vs. Akron)	
4. Taylor/Bolden (1999) .....	333
(Taylor-218, Bolden-115; vs. CMU)	
5. Smiley/Hall (1981) .....	333
(Smiley-221, Hall-112; vs. Kent State)	

### Rushing Touchdowns

1. Gib Stick vs. Findlay (1923) .....	5
2. Joe Schwartz vs. Kent State .....	5
3. Kareem Hunt vs. Arkansas St. (2014) .....	5*
4. Shakif Seymour vs. BGSU (2017) .....	5

### Rushing Yards By a Freshman

1. Morgan Williams vs. Miami (2008) .....	330
2. Troy Parker vs. NIU (1990) .....	205
3. Kareem Hunt vs. Buffalo (2013) .....	186
4. Skip McCulley vs. Marshall (1976) .....	172
5. Kareem Hunt vs. EMU (2013) .....	168

### Rushing Yards By a Sophomore

1. Kareem Hunt vs. Arkansas St. (2014) .....	271*
2. Kareem Hunt vs. BGSU (2014) .....	265
3. Arnold Smiley vs. Kent State (1981) .....	221
4. Chester Taylor vs. CMU (1999) .....	218
5. Chester Taylor vs. BGSU (1999) .....	209

### Rushing Yards By a Junior

1. Chester Taylor vs. NIU (2000) .....	230
2. David Fluellen vs. Buffalo (2012) .....	228
3. Wasean Tait vs. BGSU (1995) .....	224
4. Wasean Tait vs. Ohio (1995) .....	219
5. Tony Harris vs. Villanova (1969) .....	217

### Rushing Yards By a Senior

1. Casey McBeth vs. Akron (1994) .....	304
2. Asa Jenkins vs. Davis & Elkins (1951) .....	289
3. Jalen Parmele vs. Ohio (2007) .....	241
4. Emerson Cole vs. North Dakota (1949) .....	230
5. David Fluellen vs. WMU (2013) .....	220

### Rushing Yards In a Half

1. Jalen Parmele vs. Ohio (2007/2nd) .....	194
2. Morgan Williams vs. Miami (2008/1st) .....	191
3. Wasean Tait vs. Akron (1995/1st) .....	190
4. Chester Taylor vs. CMU (1999/1st) .....	177
5. Dwayne Harris vs. CMU (1997/1st) .....	171

\*2014 Season (Jan. 4, 2015)



Kareem Hunt rushed for 265 yards vs. Bowling Green in 2014.

# Individual Records - Passing

## CAREER PASSING

### Passing Yardage

1. Logan Woodside (2013-17)	10,514
2. Bruce Gradkowski (2002-05)	9,225
3. Terrance Owens (2010-13)	8,203
4. Gene Swick (1972-75)	7,266
5. Ryan Huzjak (1993-96)	6,926
6. Aaron Opelt (2006-09)	6,804
7. Kevin Meger (1989-92)	6,023
8. Chris Wallace (1995-98)	5,454
9. Tavares Bolden (1999-2001)	5,417
10. Chuck Ealey (1969-71)	5,275

### Passing Attempts

1. Logan Woodside (2013-17)	1,166
2. Bruce Gradkowski (2002-05)	1,123
3. Aaron Opelt (2006-09)	1,074
4. Ryan Huzjak (1993-96)	1,067
5. Terrance Owens (2010-13)	1,061
6. Gene Swick (1972-75)	938
7. Kevin Meger (1989-92)	892
8. Chris Wallace (1995-98)	848
9. Tavares Bolden (1999-2001)	831
10. A.J. Sager (1983-86)	753

### Pass Completions

1. Bruce Gradkowski (2002-05)	766
2. Logan Woodside (2013-17)	759
3. Terrance Owens (2010-13)	679
4. Aaron Opelt (2006-09)	625
5. Ryan Huzjak (1993-96)	600
6. Gene Swick (1972-75)	556
7. Tavares Bolden (1999-2001)	498
8. Kevin Meger (1989-92)	465
9. Chris Wallace (1995-98)	454
10. A.J. Sager (1983-86)	391

### Pass Completion Percentage (minimum 400 attempts)

1. Brian Jones (2001-02)	68.9
2. Bruce Gradkowski (2002-05)	68.2
3. Logan Woodside (2013-17)	65.1
Austin Dantin (2009-12)	65.1
5. Terrance Owens (2010-13)	64.0
6. Tavares Bolden (1999-2001)	59.9
7. Gene Swick (1972-75)	59.3
8. Aaron Opelt (2006-09)	57.7
9. Philip Ely (2014-2015)	56.7
10. Ryan Huzjak (1993-96)	56.2

### Touchdown Passes

1. Logan Woodside (2013-17)	93
2. Bruce Gradkowski (2002-05)	85
3. Terrance Owens (2010-13)	63
4. Ryan Huzjak (1993-96)	52
5. Aaron Opelt (2006-09)	46
6. Chuck Ealey (1969-71)	45
7. Chris Wallace (1995-97)	44
8. Gene Swick (1972-75)	43
9. Tavares Bolden (1998-2001)	34
10. Austin Dantin (2009-12)	31

### Passes Had Intercepted

1. Gene Swick (1972-75)	44
2. A.J. Sager (1983-86)	39
3. Jim Kelso (1980-83)	36
4. Kevin Meger (1989-92)	34
5. Ryan Huzjak (1993-96)	31
6. John Schneider (1965-67)	30
7. Chuck Ealey (1969-71)	29
Sam Tisci (1955-57)	29
Aaron Opelt (2006-09)	29
10. Bruce Gradkowski (2002-05)	27

### Passing Efficiency (Yds per att x 8.4) + (completion %) + (TD % x 3.3) - (Int. % x 2)

1. Logan Woodside (2013-17)	162.87
2. Bruce Gradkowski (2002-05)	157.40
3. Brian Jones (2001-02)	149.45
4. Terrance Owens (2010-13)	147.57
5. Austin Dantin (2009-12)	135.54
6. Philip Ely (2014-15)	133.46
7. Chuck Ealey (1969-71)	131.79
8. Gene Swick (1972-75)	130.30
9. Tavares Bolden (1999-2001)	124.10

### Passing Yards Per Attempt

1. Logan Woodside (2013-17)	9.0
2. Bruce Gradkowski (2002-05)	8.2
3. Terrance Owens (2010-13)	8.0
4. Gene Swick (1972-75)	7.7
5. Chuck Ealey (1969-71)	7.6
6. Philip Ely (2014-2015)	7.4
7. Austin Dantin (2009-12)	7.1
8. Jim Kelso (1980-83)	7.0
9. Kevin Meger (1989-92)	6.8
10. Mark Melfi (1987-89)	6.7
Tavares Bolden (1999-2001)	6.7

### Touchdown Pass Percentage

1. Logan Woodside (2013-17)	8.0%
2. Bruce Gradkowski (2002-05)	7.5%
3. Chuck Ealey (1969-71)	6.5%
4. Terrance Owens (2010-13)	6.1%
5. Philip Ely (2014-2015)	5.7%
6. Maurice Hall (1978-81)	5.3%
7. Austin Dantin (2009-12)	5.3%

### Pass Interception Avoidance

1. Tavares Bolden (1998-2001)	2.0%
2. Logan Woodside (2013-17)	2.1%
3. Terrance Owens (2010-13)	2.2%
4. Chris Wallace (1995-98)	2.2%
5. Phillip Ely (2014-2015)	2.3%

### 300-Yard Passing Games

1. Logan Woodside (2013-17)	17
2. Bruce Gradkowski (2002-05)	9
3. Aaron Opelt (2006-09)	7
4. Brian Jones (2001-02)	5
Philip Ely (2014-15)	5

## SEASON PASSING

### Passing Yardage

1. Logan Woodside (2016)	4,129
2. Logan Woodside (2017)	3,882
3. Bruce Gradkowski (2004)	3,518
4. Brian Jones (2002)	3,446
5. Bruce Gradkowski (2003)	3,210
6. Phillip Ely (2015)	2,965
7. Chris Wallace (1997)	2,955
8. Terrance Owens (2012)	2,705
9. Gene Swick (1975)	2,487
10. Chris Wallace (1998)	2,476
11. Bruce Gradkowski (2005)	2,469
12. Tavares Bolden (2001)	2,466
13. Logan Woodside (2014)	2,263
14. Gene Swick (1974)	2,234
15. Gene Swick (1973)	2,234
16. Terrance Owens (2013)	2,230
17. Aaron Opelt (2008)	2,176
18. Ryan Huzjak (1995)	2,134
19. Ryan Huzjak (1996)	2,058
20. Chuck Ealey (1970)	2,026

### Passes Attempted

1. Chris Wallace (1997)	433
2. Brian Jones (2002)	423
3. Logan Woodside (2016)	418
4. Logan Woodside (2017)	411
5. Phillip Ely (2015)	403
6. Chris Wallace (1998)	400
7. Bruce Gradkowski (2004)	399
8. Bruce Gradkowski (2003)	389
9. Aaron Opelt (2008)	376
10. Terrance Owens (2012)	350

### Passes Completed

1. Brian Jones (2002)	297
2. Logan Woodside (2016)	289
3. Bruce Gradkowski (2004)	280
4. Bruce Gradkowski (2003)	277
5. Logan Woodside (2017)	264
6. Chris Wallace (1997)	232
7. Phillip Ely (2015)	226
8. Aaron Opelt (2008)	225
9. Chris Wallace (1998)	219
10. Terrance Owens (2012)	215

### Pass Completion Percentage

1. Terrance Owens (2011)	72.2%
2. Bruce Gradkowski (2003)	71.2%
3. Brian Jones (2002)	70.2%
Bruce Gradkowski (2004)	70.2%
5. Logan Woodside (2016)	69.1%
6. Tavares Bolden (2001)	67.1%
7. Austin Dantin (2010)	66.1%
Lee Pete (1947)	65.2%
9. Austin Dantin (2011)	64.9%
10. Logan Woodside (2017)	64.2%



Logan Woodside finished his career as the all-time leading passer at Toledo with 10,514 yards.



# Individual Records - Passing

## Touchdown Passes

1. Logan Woodside (2016).....	45
2. Bruce Gradkowski (2003).....	29
Bruce Gradkowski (2005).....	29
4. Logan Woodside (2017).....	28
5. Bruce Gradkowski (2004).....	27
Chris Wallace (1997).....	27
7. Brian Jones (2002).....	23
Phillip Ely (2015).....	23
9. Logan Woodside (2014).....	19
10. Terrance Owens (2011).....	18
Terrance Owens (2013).....	18

## Passes Had Intercepted

1. Bob Aubry (1950).....	18
2. Gene Swick (1973).....	17
3. A. J. Sager (1984).....	16
4. Mark Melfi (1989).....	15
Dennis Wilkie (1959).....	15
6. Jim Kelso (1982).....	14
John Schneider (1966).....	14
8. Kevin Meger (1991).....	13
Jeff Heppinstall (1976).....	13
Gene Swick (1974).....	13
Chuck Ealey (1971).....	13
Dan Simrell (1964).....	13

## Passing Efficiency

(Yds per att x 8.4) + (completion %)  
+ (TD % x 3.3) - (Int. % x 2)

1. Logan Woodside (2016).....	183.9
2. Terrance Owens (2011).....	169.2
3. Bruce Gradkowski (2004).....	162.6
4. Logan Woodside (2017).....	162.2
5. Bruce Gradkowski (2003).....	161.5

## Passing Yards Per Attempt

1. Logan Woodside (2016).....	9.9
2. Logan Woodside (2017).....	9.4
3. Terrance Owens (2011).....	8.8
4. Bruce Gradkowski (2004).....	8.5
5. Bruce Gradkowski (2003).....	8.2
Chuck Ealey (1969).....	8.2
7. Gene Swick (1975).....	8.1
Brian Jones (2002).....	8.1
Terrance Owens (2012).....	8.1
10. Gene Swick (1974).....	7.8

## Touchdown Pass Percentage (minimum 100 attempts)

1. Logan Woodside (2016).....	10.8%
2. Bruce Gradkowski (2005).....	8.7%
3. Austin Dantin (2011).....	8.0%
4. Terrance Owens (2010).....	7.9%
5. Terrance Owens (2011).....	7.8%
6. Bruce Gradkowski (2003).....	7.5%
7. Chuck Ealey (1969).....	7.4%
8. Bruce Gradkowski (2004).....	6.8%
Logan Woodside (2017).....	6.8%
9. Chuck Ealey (1971).....	6.3%
10. Chris Wallace (1997).....	6.2%

## Pass Interception Avoidance

1. Terrance Owens (2011).....	1.3%
2. Tavares Bolden (2000).....	1.4%
3. Bruce Gradkowski (2003).....	1.8%
4. Tavares Bolden (2001).....	1.9%
Ryan Huzjak (1995).....	1.9%
Bruce Gradkowski (2004).....	1.9%
Aaron Opelt (2008).....	1.9%
Logan Woodside (2017).....	1.9%

## GAME PASSING

### Passing Yardage

1. Logan Woodside vs. BYU (2016).....	505
2. Bruce Gradkowski vs. Pitt (2003).....	461
3. Logan Woodside vs. Tulsa (2017).....	458
4. Bruce Gradkowski vs. BSU(2004).....	455
5. Logan Woodside vs. Ohio (2016).....	438
6. B. Gradkowski vs. Buffalo (2003).....	435
7. Aaron Opelt vs. Purdue (2009).....	423
8. Aaron Opelt vs. Ball State (2009).....	422
9. Terrance Owens vs. EMU (2012).....	401
10. Aaron Opelt vs. N. Illinois (2007).....	387
11. Jim Kelso vs. Wisconsin (1982).....	382
12. Chuck Ealey vs. W. Michigan (1971).....	381
13. Terrance Owens vs. EMU (2013).....	375
14. Tavares Bolden vs. Ohio (2001).....	374
15. Clint Cochran vs. Iowa St. (2006).....	367
16. Chris Wallace vs. Miami (1997).....	364
Gene Swick vs. CMU (1975).....	364
18. Ryan Huzjak vs. Ohio (1996).....	360
19. Chris Wallace vs. EMU (1997).....	356
20. Phillip Ely vs. UMass (2015).....	355

### Passes Attempted

1. Aaron Opelt vs Purdue (2009).....	67
2. Bruce Gradkowski vs Pitt (2003).....	62
3. Chris Wallace vs. Marshall (1998).....	54
4. Tavares Bolden vs. Marshall (1999).....	53
5. Kevin Meger vs. Purdue (1992).....	52
Aaron Opelt vs. CMU (2006).....	52
Phillip Ely vs. Arkansas State (2015).....	52
8. B. Gradkowski vs. Syracuse (2003).....	50
Tavares Bolden vs. WMU (2000).....	50
Aaron Opelt vs. Michigan (2008).....	50

### Passes Completed

1. Bruce Gradkowski vs. Pitt (2003).....	49
2. Aaron Opelt vs. Purdue (2009).....	41
3. Clint Cochran vs. Iowa State (2006).....	39
4. Bruce Gradkowski vs. BSU (2003).....	33
Kevin Meger vs. Purdue (1992).....	33
Aaron Opelt vs. Michigan (2008).....	33
7. B. Gradkowski vs. Syracuse (2003).....	31
Tavares Bolden vs. Ohio (2001).....	31
Brian Jones vs. Pittsburgh (2002).....	31
Aaron Opelt vs. CMU (2006).....	31

### Touchdown Passes

1. Bruce Gradkowski vs. Buff. (2003).....	6
Bruce Gradkowski vs. BSU (2004).....	6
Logan Woodside vs. Tulsa (2017).....	6
4. Logan Woodside vs. BYU (2016).....	5
Logan Woodside vs. EMU (2014).....	5
Chris Wallace vs. BGSU (1997).....	5
Chris Wallace vs. WMU (1998).....	5
Bruce Gradkowski vs. UTEP (2005).....	5
Aaron Opelt vs. Ball State (2009).....	5
Austin Dantin vs. NIU (2011).....	5
Austin Dantin vs. Akron (2012).....	5
Phillip Ely vs. Massachusetts (2015).....	5

## Pass Completion Percentage (minimum 10 attempts)

1. Terrance Owens vs. EMU (2011).....	92.4 (13-14)
2. B. Gradkowski vs. Buffalo (2003).....	92.0 (23-25)
3. Bruce Gradkowski vs. NIU (2003).....	88.8 (24-27)
4. B. Gradkowski vs. Liberty (2003).....	87.5 (14-16)
Austin Dantin vs. EMU (2011).....	87.5 (14-16)
6. Ryan Huzjak vs. Kent State (1994).....	86.7 (13-15)
Gene Swick vs. Dayton (1974).....	86.7 (13-15)
8. Bob Aubry vs. Wayne St. (1950).....	85.7 (12-14)
Austin Dantin vs. Temple (2011).....	85.7 (12-14)
10. B. Gradkowski vs. WMU (2004).....	85.2 (23-27)

## Longest Pass Completion (all TDs)

1. Logan Woodside to Jon'Vea Johnson.....	98
(vs. Ohio, 2016)	
2. Bruce Gradkowski to Kenny Higgins.....	96
(vs. Ball State, 2004)	
3. Mark Melfi to Jerry Evans.....	92
(vs. Central Michigan, 1987)	
4. Logan Woodside to Kishon Wilcher.....	89
(vs. Eastern Michigan, 2014)	
5. Logan Woodside to Diontae Johnson.....	89
(vs. Northern Illinois, 2017)	

## Passing Yards In a Half

1. Bruce Gradkowski vs. BSU (2004/1st).....	341
2. Aaron Opelt vs. NIU (2007/1st).....	296
3. B. Gradkowski vs. EMU (2003/1st).....	289
4. B. Gradkowski vs. WMU(2009/1st).....	277
B. Gradkowski vs. Buffalo (2003/1st).....	277

## Passes Completed In a Half

1. Bruce Gradkowski vs. Pitt (2003/2nd).....	30
2. B. Gradkowski vs. EMU (2003/1st).....	23
3. Aaron Opelt vs. Purdue (2009/1st).....	22
B. Gradkowski vs. BSU (2003/2nd).....	22
5. B. Gradkowski vs. WMU (2005/1st).....	20



Gene Swick, here receiving a silver "Award of Distinction" from Johnny Unitas at the 1975 Columbus Touchdown Club Dinner, set a then-NCAA record with 7,266 yards passing from 1972-75.

# Individual Records - Receiving

## CAREER RECEIVING

### Receptions

1. Eric Page (2009-11) .....	306
2. Stephen Williams (2006-09) .....	229
3. Lance Moore (2001-04) .....	222
4. Steve Odom (2003-06) .....	216
5. Alonzo Russell (2012-15) .....	202
6. Bernard Reedy (2010-13) .....	195
7. Corey Jones (2013-16) .....	189
8. Dontà Greene (1999-2002) .....	188
9. Nick Moore (2005-08) .....	182
10. Mel Long (1997-2000) .....	175
11. Don Fair (1969-71) .....	171
12. Carl Ford (1999-2002) .....	149
13. Brock Kreitzburg (1995-98) .....	134
<b>14. Cody Thompson (2014-present) .....</b>	<b>133</b>
15. Rick Isaiah (1987-90) .....	126
16. John Ross (1972-74) .....	124
17. Henry Burch (1964-66) .....	121

### Receiving Yards

1. Eric Page (2009-11) .....	3,446
2. Stephen Williams (2006-09) .....	3,102
3. Alonzo Russell (2012-15) .....	3,076
4. Lance Moore (2001-04) .....	2,776
5. Bernard Reedy (2010-2013) .....	2,743
<b>6. Cody Thompson (2014-present) ....</b>	<b>2,665</b>
7. Steve Odom (2003-06) .....	2,631
8. Corey Jones (2013-16) .....	2,236
9. Don Fair (1969-71) .....	2,191
10. Mel Long (1997-2000) .....	2,188
11. Nick Moore (2005-08) .....	2,045
12. Dontà Greene (1999-2002) .....	1,979
13. Carl Ford (1999-2002) .....	1,966
14. Rick Isaiah (1987-90) .....	1,939

### Touchdown Receptions

1. Lance Moore (2001-04) .....	25
Eric Page (2009-11) .....	25
3. Alonzo Russell (2012-15) .....	24
4. Bernard Reedy (2010-13) .....	23
5. Michael Roberts (2013-16) .....	22
6. Mel Long, Jr. (1997-2000) .....	21
Stephen Williams (2006-09) .....	21
<b>8. Cody Thompson (2014-present) .....</b>	<b>20</b>
9. Steve Odom (2003-06) .....	19
10. Andrew Clarke (2001-05) .....	18
Don Seymour (1972-74) .....	17
Carl Ford (1999-2002) .....	17

### Yards Per Reception Average (minimum 50 receptions)

1. Butch Hunyadi (1978-81) .....	20.2
<b>2. Cody Thompson (2014-present) ....</b>	<b>20.0</b>
3. Scott Resseguie (1973-76) .....	17.3
<b>4. Jon'Vea Johnson (2014-present) ....</b>	<b>17.2</b>
<b>Diontae Johnson (2015-present) ....</b>	<b>17.2</b>
6. Capus Robinson (1980-83) .....	17.0
7. Al Baker (1969-71) .....	16.6
8. Don Seymour (1972-74) .....	16.1
9. Romauldo Brown (1988-90) .....	16.0
10. Eric Hutchinson (1984-87) .....	15.5

### Consecutive Games With a Reception

1. Alonzo Russell (2012-15) .....	50
2. Steve Odom (2003-06) .....	49
3. Mel Long (1997-2000) .....	46
4. Eric Page (2009-11) .....	38
Bernard Reedy (2010-13) .....	38

### Receptions By a Running Back

1. David Fluellen (2010-13) .....	80
2. Steve Morgan (1981-84) .....	79
3. Wasean Tait (1993-98) .....	76
4. Kareem Hunt (2013-16) .....	71
5. Trinity Dawson (2002-05) .....	69
6. Casey McBeth (1991-94) .....	63
Morgan Williams (2008-11) .....	63
Adonis Thomas (2008-11) .....	63
9. Chester Taylor (1998-2001) .....	61
10. John Perry (1986-88) .....	58

### Receptions By a Tight End

1. Jerry Evans (1987-90) .....	114
Chris Hopkins (2004-07) .....	114
3. Don Seymour (1972-74) .....	109
4. Chris Holmes (2001-04) .....	87
5. Andrew Clarke (2001-03) .....	80
6. Mike Bilik (1997-99) .....	75
7. Steve Rosi (1992-95) .....	72
Al Baker (1969-71) .....	72
9. John Allen (2005-08) .....	70
Michael Roberts (2013-16) .....	70



Diontae Johnson holds the Toledo record with 1,278 receiving yards in a season.



Eric Page is Toledo's all-time leader in career receptions (306) and receiving yards (3,446), and is tied for most touchdown catches (25).



# Individual Records - Receiving

## SEASON RECEIVING

### Receptions

1. Eric Page (2011).....	125
2. Lance Moore (2003).....	103
3. Eric Page (2010).....	99
4. Lance Moore (2004).....	90
5. Bernard Reedy (2012).....	88
6. Eric Page (2009).....	82
7. Don Fair (1970).....	81
8. Carl Ford (2002).....	79
Stephen Williams (2009).....	79
10. Nick Moore (2008).....	78
11. John Ross (1974).....	77
<b>12. Diontae Johnson (2017).....</b>	<b>74</b>
13. Stephen Williams (2007).....	73
14. Stephen Williams (2008).....	71
15. Corey Jones (2014).....	68
16. Corey Jones (2016).....	66
17. Donta' Greene (2002).....	63
<b>18. Cody Thompson (2016).....</b>	<b>64</b>
19. Steve Calabrese (1972).....	62
Donta' Greene (2001).....	62
Steve Odom (2003).....	62
Bernard Reedy (2013).....	62

### Receiving Yards

<b>1. Diontae Johnson (2017).....</b>	<b>1,278</b>
<b>2. Cody Thompson (2016).....</b>	<b>1,269</b>
3. Lance Moore (2003).....	1,194
4. Lance Moore (2004).....	1,189
5. Eric Page (2011).....	1,182
6. Stephen Williams (2007).....	1,169
7. Eric Page (2009).....	1,159
8. Bernard Reedy (2012).....	1,113
9. Eric Page (2010).....	1,105
10. Stephen Williams (2009).....	1,065
11. Carl Ford (2002).....	1,062
12. Alonzo Russell (2012).....	960
13. Don Fair (1970).....	949
14. Jeff Calabrese (1972).....	886
John Ross (1974).....	886
16. Corey Jones (2014).....	842
17. Bernard Reedy (2013).....	840
18. Steve Odom (2003).....	838
<b>19. Cody Thompson (2015).....</b>	<b>825</b>
20. Corey Jones (2016).....	817

### Touchdown Receptions

1. Michael Roberts (2016).....	16
2. Lance Moore (2004).....	14
<b>3. Diontae Johnson (2017).....</b>	<b>13</b>
<b>4. Cody Thompson (2016).....</b>	<b>11</b>
5. Eric Page (2011).....	10
<b>Jon'Vea Johnson (2016).....</b>	<b>10</b>
7. Lance Moore (2003).....	9
Don Seymour (1973).....	9
Carl Ford (2002).....	9
Bernard Reedy (2011).....	9

### Yards Per Reception Average (minimum 10 receptions)

1. Rod Achter (1980).....	26.9 (269y/10r)
2. Butch Hunyadi (1978).....	26.0 (494y/19r)
3. Rod Achter (1981).....	25.7 (361y/14r)
4. C. Robinson (1981).....	25.4 (254y/10r)
5. Tyrone Brown (1993).....	25.3 (303y/12r)
Bob Smith (1959).....	25.3 (455y/18r)
7. Glyn Smith (1971).....	24.5 (466y/19r)
8. Gene Cook (1955).....	23.0 (230y/10r)
<b>9. Cody Thompson (2015).....</b>	<b>22.3 (825y/37r)</b>
10. Al Baker (1969).....	20.7 (435y/21r)

### Receptions By a Running Back

1. Kareem Hunt (2016).....	41
2. Steve Morgan (1984).....	36
3. David Fluellen (2012).....	32
4. Adonis Thomas (2011).....	31
Adonis Thomas (2010).....	31
6. Casey McBeth (1994).....	30
7. John Perry (1987).....	29
8. Scooter McDougale (2004).....	28
9. David Fluellen (2013).....	27
10. Chester Taylor (2001).....	26



Lance Moore caught 103 passes in 2003 becoming the first Rocket to crack the century mark.

### Receptions By a Tight End

1. Chris Hopkins (2006).....	54
2. Michael Roberts (2016).....	45
3. Steve Rosi (1995).....	44
Don Seymour (1973).....	44
5. Jerry Evans (1989).....	43
Don Seymour (1974).....	43
7. Mike Bilik (1998).....	39
8. Jerry Evans (1990).....	38
9. Andrew Clarke (2002).....	37
10. Chris Holmes (2004).....	36

### Receptions By a Senior

1. Lance Moore (2004).....	90
2. Carl Ford (2002).....	79
Stephen Williams (2009).....	79
4. Nick Moore (2008).....	78
Bernard Reedy (2013).....	78

### Receiving Yards By a Senior

1. Lance Moore (2004).....	1,189
2. Stephen Williams (2009).....	1,065
3. Carl Ford (2002).....	1,062
4. Bernard Reedy (2013).....	840
5. Nick Moore (2008).....	779

### Receptions by a Junior

1. Eric Page (2011).....	125
2. Lance Moore (2003).....	103
3. Bernard Reedy (2012).....	88
4. Stephen Williams (2008).....	71
<b>5. Cody Thompson (2016).....</b>	<b>64</b>

### Receiving Yards by a Junior

<b>1. Cody Thompson (2016).....</b>	<b>1,269</b>
2. Lance Moore (2003).....	1,194
3. Eric Page (2011).....	1,182
4. Bernard Reedy (2012).....	1,113
5. Stephen Williams (2008).....	781

### Receptions by a Sophomore

1. Eric Page (2010).....	99
<b>2. Diontae Johnson (2017).....</b>	<b>74</b>
3. Stephen Williams (2007).....	73
4. Corey Jones (2014).....	68
5. Alonzo Russell (2013).....	59

### Receiving Yards by a Sophomore

<b>1. Diontae Johnson (2017).....</b>	<b>1,278</b>
2. Stephen Williams (2007).....	1,169
3. Eric Page (2010).....	1,105
4. Corey Jones (2014).....	842
<b>5. Cody Thompson (2015).....</b>	<b>825</b>

### Receptions by a Freshman

1. Eric Page (2009).....	82
2. Steve Odom (2003).....	62
3. Alonzo Russell (2012).....	56
4. Donta' Greene (1999).....	30
5. Nick Moore (2005).....	24

### Receiving Yards by a Freshman

1. Eric Page (2009).....	1,159
2. Alonzo Russell (2012).....	960
3. Steve Odom (2003).....	838
4. Donta' Greene (1999).....	349
5. Nick Moore (2005).....	335

# Individual Records - Receiving

## GAME RECEIVING

### Receptions

1. Nick Moore vs. Michigan (2008).....20
2. Eric Page vs. Ball State (2011).....16
3. Lance Moore vs. Pittsburgh (2003) .....15  
Stephen Williams vs. Buffalo (2007) .....15  
Stephen Williams vs. Purdue (2009) .....15
6. John Ross vs. Tampa (1974) .....14  
Chris Hopkins vs. Kent State (2010).....14  
Eric Page vs. Syracuse (2011).....14
9. Lance Moore vs. CMU (2003).....13  
Jeff Calabrese vs. Miami (1972) .....13  
Marcus Goodwin vs. Purdue (1992).....13  
Chris Hopkins vs. Iowa St. (2006).....13  
Eric Page vs. Air Force (2011).....13  
Bernard Reedy vs. Ball St. (2013).....13
15. John Ross vs. Miami (1974) .....12  
Stephen Williams vs. Arizona (2008).....12  
Eric Page vs. Purdue (2010).....12

### Receiving Yards

1. Bernard Reedy vs. EMU (2012).....237
2. Kenny Higgins vs. BSU (2004) .....233
3. Stephen Williams vs. BSU (2009).....231
4. Jeff Calabrese vs. Miami (1972) .....203
5. Lance Moore vs. Buffalo (2003) .....195
6. Stephen Williams vs. Purdue (2009) .....185
7. **Jon'Vea Johnson vs. BYU (2016) .....184**
8. Jeff Hepinstall vs. W. Carolina (1975) .....181  
Capus Robinson vs. KSU (1983).....181
10. **Cody Thompson vs. Tulsa (2017).....178**
11. James Spriggs vs. Ohio (1996).....176
12. **Cody Thompson vs. Ark. St (2016) ...174**
13. Stephen Williams vs. Buffalo (2007) .....172
14. **Diontae Johnson vs. BSU (2017).....170**
15. Eric Hutchinson vs. Kent State (1986).....163
16. Lance Moore vs. Pittsburgh (2003).....162  
Nick Moore vs. Michigan (2008) .....162

### Touchdown Receptions

1. Eric Page vs. NIU (2011) .....5
2. **Cody Thompson vs. CMU (2016) .....4**
3. Nine players.....3

### Shortest Time Between Touchdown Receptions

1. Mel Long vs. WMU (1998).....25 sec.

### Yards Per Reception Average (minimum 100 yards)

1. **Cody Thompson vs. EMU(2015) ..55.0 (2-110)**
2. Scott Resseguie vs. KSU (1975) .....53.0 (2-106)
3. Eric Page vs. Colorado (2009) .....46.0 (3-138)
4. Butch Hunyadi vs. BGSU (1978).....42.7 (3-128)
5. Al Baker vs. Ohio (1969) .....40.0 (4-160)
6. Jim Seymour vs. CMU (1973) .....39.3 (3-118)
7. Rod Achter vs. WMU (1981).....37.3 (3-112)  
Henry Burch vs. Villanova (1966).....37.3 (3-112)
9. James Thibert vs. S. Dak. St. (1962).....36.7 (3-110)
10. Glyn Smith vs. WMU (1971).....36.3 (3-109)

### Longest Reception (all TDs)

1. **Jon'Vea Johnson from Logan Woodside .... 98  
(vs. Ohio, 2016)**
2. Kenny Higgins from Bruce Gradkowski.....96  
(vs. Ball State, 2004)
3. Jerry Evans from Mark Melfi .....92  
(vs. Central Michigan, 1987)
4. Kishon Wilcher from Logan Woodside .....89  
(vs. Eastern Michigan, 2014)
5. **Diontae Johnson from Logan Woodside .... 89  
(vs. Northern Illinois, 2017)**

### Receptions by a Running Back

1. David Fluellen vs. Missouri (2013) .....10
2. Kelvin Farmer vs. Wichita St. (1985) .....7
- Eddie Harris vs. EMU (1985) .....7
- Steve Morgan vs. Ohio (1984) .....7
5. 16 tied with 6

### Receiving Yards By a Running Back

1. David Fluellen vs. Missouri (2013) ....100
2. Kareem Hunt vs. Ball State (2016) .....98
3. Kareem Hunt vs. WMU (2016).....73
4. Adonis Thomas vs. BGSU (2010).....72
5. Lyle Green vs. Marshall (1999).....69

### Receptions by a Tight End

1. Chris Hopkins vs. Iowa State (2006).....13
2. Chris Hopkins vs. CMU (2006).....13  
Tozere Franklin vs. CMU (1975).....13
4. Jerry Evans vs. NIU (1989).....10
5. Chris Holmes vs. NIU (2004).....9  
Rick Wasserman vs. Ball St. (1976) .....9

### Receiving Yards By a Tight End

1. Chris Hopkins vs. Iowa St. (2006) .....139
2. Jerry Evans vs. NIU (1989).....116
3. Chris Hopkins vs. WMU (2006).....100
4. Mike Bilik vs. BGSU (1997) .....94  
Michael Roberts vs. BGSU (2016).....94

### Receptions By a Senior

1. Nick Moore vs. Michigan (2008).....20
2. Stephen Williams vs. Purdue (2009) .....15
3. John Ross vs. Tampa (1974) .....14
4. Jeff Calabrese vs. Miami (1972) .....13  
Marcus Goodwin vs. CMU (1992).....13

### Receiving Yards By a Senior

1. Stephen Williams vs. BSU (2009).....231
2. Stephen Williams vs. Purdue (2009) .....185
3. **Cody Thompson vs. Tulsa (2017).....178**
4. James Spriggs vs. Ohio (1996) .....176
5. Marcus Goodwin vs. CMU (1992).....154

### Receptions by a Junior

1. Eric Page vs. Ball State (2011).....16
2. Lance Moore vs. Pittsburgh (2003) .....15
3. Eric Page vs. Syracuse (2011).....14
4. Lance Moore vs. CMU (2003).....13
5. Stephen Williams vs. Arizona (2008).....12

### Receiving Yards by a Junior

1. Bernard Reedy vs. EMU (2012).....237
2. **Cody Thompson vs. Ark. St (2016) ...174**
3. Eric Page vs. Syracuse (2011).....168
4. **Cody Thompson vs. BYU (2016) .....161**
5. Brock Kreitzburg vs. EMU (1997).....159

### Receptions by a Sophomore

1. Stephen Williams vs. Buffalo (2007) .....15
2. Eric Page vs. Kent State (2010).....14
3. Eric Page vs. Purdue (2010).....12
- Corey Jones vs. ISU (2014).....12
5. Corey Jones vs. Cincinnati (2014) .....11

### Receiving Yards by a Sophomore

1. **Jon'Vea Johnson vs. BYU (2016) .....184**
2. **Diontae Johnson vs. BSU (2017) .....170**
3. Stephen Williams vs. Buffalo (2007).....172
4. Stephen Williams vs. CMU (2007) .....157
5. Stephen Williams vs. EMU (2007).....150

### Receptions by a Freshman

1. Eric Page vs. Purdue (2009).....12
2. Eric Page vs. Ball State (2009).....11
3. Eric Page vs. NIU (2009).....10
4. Alonzo Russell vs. Akron (2012) .....9  
Nick Moore vs. CMU (2008).....9

### Receiving Yards by a Freshman

1. Alonzo Russell vs. BGSU (2012) .....152  
Eric Page vs. BSU (2009).....152
3. Alonzo Russell vs. Akron (2012) .....139
4. Eric Page vs. Colorado (2009).....138
5. Eric Page vs. BGSU (2009).....132

### Receptions In a Half

1. Eric Page vs. Ball St. (2011/1st) .....11
2. Eric Page vs. Kent St. (2010/1st) .....10  
Stephen Williams vs. Purdue (2009/1st) .10  
Nick Moore vs. Michigan (2008/1st).....10  
Nick Moore vs. Michigan (2008/2nd) .....10



Nick Moore caught a school-record 20 passes (10 in each half) in a 13-10 victory over Michigan in 2008.



# Individual Records - Scoring/Offense

## CAREER SCORING

### Points Scored

1. Chester Taylor (1998-2001).....366
2. Jeremiah Detmer (2011-14).....340
3. Todd France (1998-2001).....337
- Jameson Vest (2015-present).....337**
5. Jason Robbins (2002-05).....325

### Points by Touchdowns

1. Chester Taylor (1998-2001).....366
2. Kareem Hunt (2013-16).....264
3. Joe Schwartz (1970-72).....252
4. Wasean Tait (1993-98).....240
5. Roland Moss (1966-68).....216
- Trinity Dawson (2002-05).....216

### Points By Kicking

1. Jeremiah Detmer (2011-14).....340
- 2. Jameson Vest (2015-present).....337**
3. Todd France (1998-2001).....331
4. Jason Robbins (2002-05).....325
5. Rusty Hanna (1989-92).....298

## SEASON SCORING

### Points Scored

1. Chester Taylor (2001).....144
- Wasean Tait (1995).....144
3. Joe Schwartz (1971).....120
4. Chester Taylor (2000).....114
5. Jeremiah Detmer (2013).....101

### Points by Touchdowns

1. Wasean Tait (1995).....144
- Chester Taylor (2001).....144
3. Joe Schwartz (1971).....120
4. Chester Taylor (2000).....114
5. Roland Moss (1967).....114
- Kelvin Farmer (1986).....114
- Jalen Parmele (2007).....114
- Kareem Hunt (2014).....114

### Points By Kicking

- 1. Jameson Vest (2017).....131**
- 2. Jameson Vest (2015).....106**
3. Jeremiah Detmer (2013).....101
- 4. Jameson Vest (2016).....100**
5. Ryan Casano (2011).....96

## GAME SCORING

### Points

1. Casey McBeth vs. Akron (1994).....32
2. Kareem Hunt vs. Ark St. (2014).....30
- Gib Stick vs. Findlay (1923).....30
- Joe Schwartz vs. Kent State (1971).....30
- Chester Taylor vs. CMU (2001).....30
- Eric Page vs. NIU (2011).....30
- Kareem Hunt vs. Arkansas St. (2015).....30
- Shakif Seymour vs. BGSU (2017).....30**

### Points by Touchdowns

1. Gib Stick vs. Findlay (1923).....30
- Joe Schwartz vs. Kent State (1971).....30
- Casey McBeth vs. Akron (1994).....30
- Chester Taylor vs. CMU (2001).....30
- Eric Page vs. NIU (2011).....30
- Kareem Hunt vs. Arkansas St. (2015).....30
- Shakif Seymour vs. BGSU (2017).....30**

### Points By Kicking

1. Rusty Hanna vs. N. Illinois (1992).....18
2. Jeremiah Detmer vs. Cinc. (2012).....17
- Jameson Vest vs. Elon (2017).....17**
4. Todd France vs. E. Illinois (2000).....16
5. Rusty Hanna vs. Ball State (1989).....15

### Touchdowns In a Half

27 Rockets have scored three touchdowns in a half.

## CAREER ALL-PURPOSE

### All-Purpose Yardage

1. Eric Page (2009-11).....6,047
2. Kareem Hunt (2013-16).....5,500
3. Chester Taylor (1998-2001).....5,437
4. Wasean Tait (1993-98).....5,308
5. Bernard Reedy (2010-13).....5,013

## SEASON ALL-PURPOSE

### All-Purpose Yardage

1. Wasean Tait (1995).....2,326
2. Bernard Reedy (2012).....2,271
3. Eric Page (2011).....2,244
4. Jalen Parmele (2007).....2,228
5. Eric Page (2010).....2,035

## GAME ALL-PURPOSE

### All-Purpose Yardage

1. Bernard Reedy vs. EMU (2012).....407
2. Casey McBeth vs. Akron (1994).....370
3. Jalen Parmele vs. Ohio (2007).....341
4. Morgan Williams vs. Miami (2008).....330
5. Adonis Thomas vs. WMU (2011).....293

## CAREER TOTAL OFFENSE

### Total Plays

1. Gene Swick (1972-75).....1,569
2. Ryan Huzjak (1993-96).....1,532
3. Bruce Gradkowski (2002-05).....1,371
- 4. Logan Woodside (2013-17).....1,311**
5. Aaron Opelt (2006-09).....1,274

### Total Offense

- 1. Logan Woodside (2013-17).....10,602**
2. Bruce Gradkowski (2002-05).....10,243
3. Ryan Huzjak (1993-96).....8,465
4. Gene Swick (1972-75).....8,083
5. Aaron Opelt (2006-09).....7,341

### Touchdowns Responsible For

- 1. Logan Woodside (2013-17).....102**
2. Bruce Gradkowski (2002-05).....99
3. Ryan Huzjak (1993-96).....67
4. Chester Taylor (1998-2001).....63
- Aaron Opelt (2006-09).....63

## SEASON TOTAL OFFENSE

### Total Plays

1. Chris Wallace (1997).....531
2. Gene Swick (1973).....520
3. Brian Jones (2002).....508
4. Gene Swick (1974).....493
- Chris Wallace (1998).....493

### Touchdowns Responsible For

- 1. Logan Woodside (2016).....45**
2. Bruce Gradkowski (2004).....36
3. Bruce Gradkowski (2005).....33
4. Bruce Gradkowski (2003).....30
5. Chris Wallace (1997).....29
- Logan Woodside (2017).....29**

### Total Offense

- 1. Logan Woodside (2016).....4,089**
- 2. Logan Woodside (2017).....3,916**
3. Brian Jones (2002).....3,860
4. Bruce Gradkowski (2003).....3,714
5. Bruce Gradkowski (2004).....3,709

## GAME TOTAL OFFENSE

### Total Plays

1. Aaron Opelt vs. Purdue (2009).....71
2. Bruce Gradkowski vs. Pitt (2003).....67
- Gene Swick vs. Kent (1973).....67
4. Tavares Bolden vs. Marshall (1999).....63
5. Chris Wallace vs. Marshall (1998).....62

### Total Offense

- 1. Logan Woodside vs. BYU (2016).....500**
2. Bruce Gradkowski vs. Pitt (2003).....489
3. Bruce Gradkowski vs. Buffalo (2003).....475
- 4. Logan Woodside vs. Tulsa (2017).....457**
5. Aaron Opelt vs. Purdue (2009).....446



**Chester Taylor scored 366 points from 1998-2001, the most in Toledo history.**

# Individual Records - Returns

## CAREER PUNT RETURNS

### Punt Returns

1. Eddie Harris (1982-85) .....	88
2. Jameel Turner (1996-99) .....	83
3. Steve Banks (1970-71) .....	65
4. Corey Jones (2013-16) .....	64
5. Scott Alexander (1977-79) .....	60

### Punt Return Yardage

1. Donta' Greene (1999-2002) .....	712
2. Jameel Turner (1996-99) .....	657
3. Eddie Harris (1982-85) .....	625
4. Corey Jones (2013-16) .....	532
5. Dan Crockett (1968-69) .....	451

### Punt Return Average

Minimum 25 returns

1. Donta' Greene (1999-2002) .....	14.2
2. Corey Jones (2013-16) .....	8.3
3. Eric Page (2009-11) .....	7.93
4. Jameel Turner (1996-99) .....	7.91
5. Eddie Harris (1982-85) .....	7.1

### Punts Returned For a Touchdown

1. Mace Freeman (1995-98) .....	2
Donta' Greene (1999-2002) .....	2
Paul Dye (2000-02) .....	2
Lance Moore (2001-04) .....	2

## SEASON PUNT RETURNS

### Punt Returns

1. Steve Banks (1971) .....	37
2. Mike Slater (1976) .....	31
Jameel Turner (1997) .....	31
4. Dan Crockett (1969) .....	30
Donta' Greene (2002) .....	30

### Punt Return Yardage

1. Donta' Greene (2002) .....	443
2. Jameel Turner (1997) .....	321
3. Pete Kramer (1967) .....	309
4. Dan Crockett (1969) .....	268
5. Lance Moore (2003) .....	219

### Punt Return Average

Minimum 10 returns

1. Donta' Greene (2002) .....	14.7
2. Lance Moore (2004) .....	13.8
3. Lance Moore (2003) .....	12.9
4. Donta' Greene (2001) .....	12.4
5. Eric Page (2011) .....	10.9

### Punts Returned For a Touchdown

1. Paul Dye (2000) .....	2
--------------------------	---

## GAME PUNT RETURNS

### Punt Returns

1. Steve Banks vs. Marshall (1971) .....	10
2. Dan Crockett vs. BGSU (1968) .....	8
Jameel Turner vs. Akron (1997) .....	8
4. Steve Banks vs. Marshall (1970) .....	7
Scott Alexander vs. N. Illinois (1978) .....	7
Marcus Goodwin vs. Miami (1992) .....	7

### Longest Punt Return

1. Jim Gray vs. Dayton (1963) .....	98
2. Jim Hays vs. Springfield-MA (1949) .....	90
3. Lance Moore vs. CMU (2004) .....	89
4. Diontae Johnson vs. BSU (2017) .....	87
5. Jim Purtil vs. Davis & Elkins (1951) .....	85
Eric Page vs. EMU (2011) .....	85

## CAREER KICKOFF RETURNS

### Kickoff Returns

1. Eddie Harris (1982-85) .....	80
Eric Page (2009-2011) .....	80
3. Donta' Greene (1999-2002) .....	60
4. Renza Hughly (1986-87) .....	54
5. Richard Davis (2005-06) .....	49

### Kickoff Return Average

1. Eric Page (2009-11) .....	27.3
2. Bernard Reedy (2010-13) .....	24.7
3. Ainsworth Morgan (1990-93) .....	23.1
4. Richard Davis (2005-06) .....	22.2
5. Renza Hughly (1986-87) .....	21.0

### Kickoffs Returned For a Touchdown

1. Eric Page (2010) .....	4
2. Bernard Reedy (2010-13) .....	3
3. Lance Moore (2001-04) .....	2

## SEASON KICKOFF RETURNS

### Kickoff Returns

1. Donta' Greene (2002) .....	36
2. Eric Page (2011) .....	34
3. Richard Davis (2006) .....	32
Bernard Reedy (2012) .....	32
Diontae Johnson (2015) .....	32

### Kickoff Return Average

1. Eric Page (2010) .....	31.1
2. Bernard Reedy (2012) .....	27.7
3. Eric Page (2009) .....	25.4
4. Eric Page (2011) .....	25.2
5. Ainsworth Morgan (1993) .....	24.6

### Kickoffs Returned For a Touchdown

1. Eric Page (2010) .....	3
Bernard Reedy (2012) .....	3

## GAME KICKOFF RETURNS

### Kickoff Returns

1. Steve Banks vs. Marshall (1970) .....	7
2. Kishon Wilcher vs. ISU (2014) .....	6
Willie Loper vs. Tulsa (1964) .....	6
Eric Page vs. Boise State (2011) .....	6
Diontae Johnson vs. WMU (2015) .....	6

### Kickoff Return Yardage

1. Eric Page vs. CMU (2010) .....	215
2. Bernard Reedy vs. EMU (2012) .....	170
3. Eric Page vs. NIU (2010) .....	160
4. Eric Page vs. Air Force (2011) .....	153
5. Willie Loper vs. Miami (1964) .....	150

### Longest Kickoff Return

1. Chuck Hardy vs. John Carroll (1948) .....	100
2. Eric Page vs. CMU (2010) .....	99
Diontae Johnson vs. Elon (2017) .....	99
4. Francis Maher vs. Wayne St. (1938) .....	95
Eric Page vs. CMU (2010) .....	95

All returns on this list went for TDs.

### Kickoffs Returned For a Touchdown

1. Eric Page vs. CMU (2010) .....	2
-----------------------------------	---



Eric Page returned two kickoffs for touchdowns vs. Central Michigan in 2010.



# Individual Records - Kicking

## CAREER FIELD GOALS

### FIELD GOALS MADE

1. Rusty Hanna (1989-92) .....	68
2. Jeremiah Detmer (2011-14) .....	65
3. Todd France (1998-2001) .....	59
<b>4. Jameson Vest (2015-present) .....</b>	<b>57</b>
5. Bruce Nichols (1985-88) .....	50
6. Alex Steigerwald (2006-09) .....	48
7. Tony Lee (1980-83) .....	40
8. Jason Robbins (2002-05) .....	38
9. Ken Crots (1967-69) .....	20
10. David Ridgeway (1977-80) .....	17
Ryan Klaer (1994-96) .....	17

### FIELD GOALS ATTEMPTED

1. Rusty Hanna (1989-92) .....	99
2. Todd France (1998-2001) .....	84
3. Jeremiah Detmer (2011-14) .....	77
<b>4. Jameson Vest (2015-present) .....</b>	<b>76</b>
5. Bruce Nichols (1985-88) .....	70
6. Alex Steigerwald (2006-09) .....	58
7. Tony Lee (1980-83) .....	51
8. Jason Robbins (2002-05) .....	46
9. David Ridgeway (1977-80) .....	41
10. George Keim (1971-73) .....	38

### FIELD GOAL PERCENTAGE

Minimum of 10 field goals made

1. Jeremiah Detmer (2011-14) .....	84.4%
2. Alex Steigerwald (2006-09) .....	82.8%
3. Jason Robbins (2002-05) .....	82.6%
4. Tony Lee (1980-83) .....	78.4%
<b>5. Jameson Vest (2015-present) .....</b>	<b>75.0%</b>
6. Bruce Nichols (1985-88) .....	71.4%
7. Todd France (1998-2001) .....	70.2%
8. Rusty Hanna (1989-92) .....	68.7%
9. Ryan Klaer (1994-96) .....	63.0%
10. Ryan Casano (2008-11) .....	60.0%

### FIELD GOALS MADE - 50+ YARDS

1. Rusty Hanna (1989-92) .....	2
Todd France (1998-2001) .....	2
Jeremiah Detmer (2011-14) .....	2
4. Bruce Nichols (1985-88) .....	1
Alex Steigerwald (2006-09) .....	1

### CONSECUTIVE FIELD GOALS MADE

1. Alex Steigerwald (2007-08) .....	23
Jeremiah Detmer (2012-13) .....	23
3. Jason Robbins (2004-05) .....	19
4. Jeremiah Detmer (2013-14) .....	15

## SEASON FIELD GOALS

### FIELD GOALS MADE

1. <b>Jameson Vest (2017) .....</b>	<b>25</b>
2. Jeremiah Detmer (2012) .....	24
3. Rusty Hanna (1992) .....	21
4. Jeremiah Detmer (2013) .....	19
<b>Jameson Vest (2015) .....</b>	<b>19</b>
6. Rusty Hanna (1990) .....	18
Todd France (1999) .....	18
8. Jeremiah Detmer (2014) .....	17
9. Alex Steigerwald (2008) .....	16
10. Seven players .....	15



**Jameson Vest needs 12 field goals to become Toledo's all-time leader.**

### FIELD GOALS ATTEMPTED

1. <b>Jameson Vest (2017) .....</b>	<b>30</b>
2. Rusty Hanna (1992) .....	29
3. Jeremiah Detmer (2012) .....	29
4. Rusty Hanna (1990) .....	28
<b>5. Jameson Vest (2015) .....</b>	<b>27</b>
6. Todd France (1999) .....	26
7. David Walker (1984) .....	25
8. Bruce Nichols (1987) .....	23
9. Tom Duncan (1979) .....	22
Jeremiah Detmer (2014) .....	22

### FIELD GOAL PERCENTAGE

(Minimum of 5 field goals made)

1. Jason Robbins (2005) .....	100.0% (13-13)
Alex Steigerwald (2007) .....	100.0% (13-13)
3. Jeremiah Detmer (2013) .....	95.0% (19-20)
4. Jason Robbins (2004) .....	90.0% (9-10)
5. Bruce Nichols (1988) .....	88.2% (15-17)
6. Alex Steigerwald (2007) .....	87.5% (7-8)
7. David Ridgeway (1980) .....	83.3% (5-6)
<b>Jameson Vest (2017) .....</b>	<b>83.3% (25-30)</b>
9. Jeremiah Detmer (2012) .....	82.8% (24-29)
10. Jason Robbins (2002) .....	81.3% (13-16)

## GAME FIELD GOALS

### Field Goals Made

1. Rusty Hanna vs. N. Illinois (1992) .....	6
2. Rusty Hanna vs. Ball State (1989) .....	5
Todd France vs. E. Illinois (2000) .....	5
Jeremiah Detmer vs. Cinc. (2012) .....	5
5. Numerous players .....	4

### Longest Field Goal Made (50+ yards)

1. Todd France vs. W. Michigan (2001) .....	55
2. Jeremiah Detmer vs. Syracuse (2011) .....	52
3. Bruce Nichols vs. E. Michigan (1986) .....	51
Rusty Hanna vs. Purdue (1992) .....	51
Todd France vs. E. Michigan (1999) .....	51
6. Rusty Hanna vs. Ohio (1990) .....	50

## CAREER EXTRA POINTS

### Extra Points Made

1. Jason Robbins (2002-05) .....	211
2. Todd France (1998-2001) .....	154
3. Jeremiah Detmer (2011-14) .....	145
4. Alex Steigerwald (2006-09) .....	143
<b>5. Jameson Vest (2015-present) .....</b>	<b>110</b>

### Extra Points Attempted

1. Jason Robbins (2002-05) .....	223
2. Todd France (1998-2001) .....	156
3. Jeremiah Detmer (2011-14) .....	151
4. Alex Steigerwald (2006-09) .....	150
<b>5. Jameson Vest (2015-present) .....</b>	<b>112</b>

### Extra Point Percentage

1. Todd France (1998-2001) .....	98.7%
<b>2. Jameson Vest (2015-present) .....</b>	<b>98.2%</b>
3. Ryan Casano (2009-11) .....	97.4%
4. Ken Crots (1967-69) .....	96.3%
5. Jeremiah Detmer (2011-14) .....	96.0%

## SEASON EXTRA POINTS

### Extra Points Made

1. Ryan Casano (2011) .....	66
<b>2. Jameson Vest (2016) .....</b>	<b>61</b>
3. Jeremiah Detmer (2014) .....	57
4. Jason Robbins (2004) .....	55
5. Jason Robbins (2002) .....	54
Jason Robbins (2005) .....	54

### Extra Point Percentage

1. Todd France (2000) .....	1.000 (49-49)
Ken Crots (1967) .....	1.000 (35-35)
Tony Lee (1981) .....	1.000 (33-33)
Ken Crots (1968) .....	1.000 (29-29)
Todd France (1998) .....	1.000 (28-28)
David Ridgeway (1979) .....	1.000 (26-26)
Rusty Hanna (1992) .....	1.000 (26-26)
Bruce Nichols (1986) .....	1.000 (21-21)

## GAME EXTRA POINTS

### Extra Points Made

1. Robert Carson vs. Davis & Elkins (1951) .....	10
Alex Steigerwald vs. N. Illinois (2007) .....	10
3. Ryan Casano vs. WMU (2011) .....	9
Jeremiah Detmer vs. Arkansas St. (2015) .....	9
<b>Jameson Vest vs. Eastern Michigan (2015) .....</b>	<b>9</b>

# Individual Records - Punting

## CAREER PUNTING

### Punts

1. Roch Wurst (1975-78)	265
2. Brian Borders (1989-92)	238
3. David Walker (1981-84)	219
4. Ty Grude (1993-96)	215
5. Vince Penza (2010-13)	207

### Punt Yardage

1. Roch Worst (1975-78)	9,913
2. Brian Borders (1989-92)	9,329
3. Ty Grude (1993-96)	8,449
4. David Walker (1981-84)	8,314
5. Vince Penza (2010-13)	8,223

### Punting Average

1. Brett Kern (2004-07)	42.3
2. Gabe Lindstrom (1997-98)	40.8
3. Vince Penza (2010-13)	39.7
Nick Ellis (2014-16)	39.7
5. Ty Grude (1993-96)	39.3

## SEASON PUNTING

### Punts

1. Roch Wurst (1977)	81
2. Gabe Lindstrom (1998)	78
3. David Ridgway (1979)	76
4. Brian Borders (1991)	70
5. Gabe Lindstrom (1997)	69

### Punt Yardage

1. Gabe Lindstrom (1998)	3,196
2. Roch Wurst (1977)	3,081
3. David Ridgway (1979)	2,857
4. Gabe Lindstrom (1997)	2,797
5. Ty Grude (1996)	2,701

### Punting Average

(Minimum of 25 punt attempts)

1. Brett Kern (2007)	46.1
2. Brandon Hannum (2003)	43.5
3. David Ridgway (1979)	43.1
4. Ty Grude (1996)	42.9
5. Ty Grude (1995)	42.5

## GAME PUNTING

### Punts

1. Gerry Welling vs. Boston (1935)	16
2. Gerry Welling vs. Heidelberg (1933)	15
Dave Ridgway vs. Ariz. State (1979)	15
4. Mike Denny vs. BGSU (1981)	11
Dave Ridgway vs. E. Michigan (1979)	11
Roland Moss vs. BGSU (1968)	11
David Walker vs. BGSU (1983)	11
Bill O'Hara vs. BGSU (1971)	11
Brian Borders vs. Washington (1991)	11
John Manly vs. Syracuse (1999)	11
Bill Claus vs. Ohio State (2009)	11

### Punting Average

(minimum 4 attempts)

1. Gabe Lindstrom (4) vs. UCF (1997)	56.5
2. Brett Kern (6) vs. WMU (2007)	53.8
3. Brett Kern (4) vs. CMU (2007)	51.8
4. Brett Kern (5) vs. Ball State (2007)	50.6
5. Brandon Hannum vs. BGSU (2001)	49.7

### Longest Punt

1. Brandon Hannum vs. BGSU (2001)	92
2. Mike Denny vs. C. Michigan (1981)	79
3. Gerry Welling vs. Muskingum (1934)	78
4. Brian Borders vs. Ball State (1990)	77
5. Tyler Burdick vs. BGSU (1988)	74
6. Pete Cochran vs. WMU(1985)	73
Brian Borders vs. WMU(1989)	73
8. Nick Ellis vs. BGSU (2016)	69
Ty Grude vs. Ball State (1996)	69
Brett Kern vs. Kent State (2006)	69



Brett Kern is Toledo's leader in both season and career punting average.



# Individual Records - Defense

## CAREER INTERCEPTIONS

### Interceptions

1. Gary Hinkson (1969-71) .....	18
2. Mark Brandon (1981-84) .....	17
3. Brandon Hefflin (2000-03) .....	16
4. Curtis Johnson (1967-69) .....	14
5. Dexter Clark (1983-86) .....	12
Thomas Duncan (1968-70) .....	12

### Interception Return Yardage

1. Jermaine Robinson (2009-12).....	291
2. Tom Duncan (1968-70) .....	217
3. Tyrrell Herbert (2004-08) .....	215
4. Corey Morris (1998-2001).....	184
5. Mark Brandon (1981-84) .....	178

### Interceptions Returned For a Touchdown

1. Keon Jackson (2002-05).....	4
Jermaine Robinson (2009-12).....	4
3. Curtis Johnson (1967-69) .....	3

## SEASON INTERCEPTIONS

### Interceptions

1. Mark Brandon (1983) .....	9
2. Scott Resseguie (1974) .....	7
Curtis Johnson (1969).....	7
Gary Hinkson (1970) .....	7
Mark Brandon (1984) .....	7

### Interception Yardage

1. Jermaine Robinson (2011) .....	155
2. Tyrrell Herbert (2008) .....	134
3. Jim Mell (1960) .....	133
4. Jermaine Robinson (2012) .....	132
5. Barry Church (2006) .....	127

### Interceptions Returned For a Touchdown

1. Curtis Johnson (1968).....	2
Keon Jackson (2002) .....	2
Barry Church (2006) .....	2
Jermaine Robinson (2011) .....	2
Jermaine Robinson (2012) .....	2



**Tyrrell Herbert returned this interception 100 yards vs. Michigan in 2008.**

## GAME INTERCEPTIONS

### Interceptions

1. Jerry Palmer vs. Western Reserve (1950) .....	4
2. Herb Eldridge vs. Bradley (1950) .....	3
Gary Hinkson vs. Marshall (1970) .....	3
Steve Banks vs. East Carolina (1971).....	3
Mark Brandon vs. Ball State (1984) .....	3
Bryant Jones vs. Kent State (1985) .....	3

### Interception Return Yards

1. Jim Mell vs. Miami (1960) .....	120
2. Tom Duncan vs. Marshall (1968).....	102
3. Tyrrell Herbert vs. Michigan (2008).....	100
4. Richard Wray vs. Miami (1981) .....	89
5. Mark Brandon vs. Ball State (1984) .....	88

### Longest Interception Return

1. Tyrrell Herbert vs. Michigan (2008).....	100
2. Tom Duncan vs. Marshall (1968).....	93
3. Jim Mell vs. Miami (1960) .....	90
4. Richard Wray vs. Miami (1981) .....	89
5. Barry Church vs. Kansas (2006) .....	84

### Interceptions Returned For a Touchdown

No Rocket has ever returned more than one interception for a touchdown in a single game.

## CAREER TACKLES/SACKS

### Tackles

1. Aaron Bivins (1975-77) .....	508
2. Joe Conroy (1974, 76-78).....	490
3. Jack Laraway (1978-81) .....	459
Tim Inglis (1983-86) .....	459
5. Doug Williams (1977-79) .....	427
6. Dan Molls (2009-12) .....	422
7. Clayton Moore (1981-84).....	414
8. Steve Schnitkey (1969-71).....	412
Archie Donald (2006-10).....	412
9. Marin Russell (1979-82).....	408
10. Clayton Moore (1981-84).....	406

### Tackles For Loss

1. Bob Beemer (1982-85).....	75 (-305)
2. Dan Williams (1990-92) .....	50 (-199)
3. DeJuan Goulde (1998-2000) .....	47 (-206)
4. Kevin Rollins (1997-2000) .....	41 (-196)
5. David Gardner (1999-2002) .....	40 (-132)
6. Joe Conroy (1974, 76-78).....	39 (-150)
7. Mike Alston (2003-06).....	36.5 (-193)
Trent Voss (2012-15) .....	36.5 (-146)
9. Darin Wright (1979-82).....	36 (-184)
10. Mike Russell (1979-81, 83).....	34 (-116)

### Sacks

1. Bob Beemer (1982-85).....	31 (-165)
2. Dan Williams (1990-92) .....	28 (-176)
3. Kevin Rollins (1997-2000) .....	25 (-153)
DeJuan Goulde (1998-2000) .....	25 (-153)
5. Mike Alston (2003-06).....	21.5 (-156)
6. Marcus Matthews (1994-97).....	16 (-139)
Maurice Bulls (1991-93).....	16 (-126)
Jayrone Elliott (2010-13).....	16 (-122)
8. Frank Ofili (2000-03) .....	15 (-98)
Marcus Amick (1987-90) .....	15 (-90)
10. Mark Rhea (1988-91) .....	14 (-58)



**Olasunkanmi Adeniyi had 20 tackles for loss in 2017.**

## SEASON TACKLES/SACKS

### Tackles

1. Barry Sneed (1964).....	240
2. Lee Emery (1964) .....	207
3. Ed Scott (1973) .....	204
4. John Niezgoda (1969).....	201
5. Larry Macek (1975) .....	200
6. Ed Scott (1974) .....	195
7. Doug Williams (1978).....	190
Jim Gant (1993) .....	190
9. Aaron Bivins (1976).....	186
10. Aaron Bivins (1976).....	180
Tom Ward (2002).....	180
12. Steve Huffman (1987).....	169
13. Dan Molls (2012).....	166
14. Fred Zimmerman (1965).....	157
Tim Inglis (1985) .....	157
16. Marlin Russell (1981) .....	155
Steve Huffman (1986).....	155
18. David Gardner (2002).....	154
Clayton Moore (1984).....	154
20. Dave Hausfeld (1976) .....	153

### Tackles For Loss

1. Bob Beemer (1985) .....	28 (-127)
Dan Williams (1992).....	28 (-106)
3. Bob Beemer (1983) .....	23 (-70)
4. Bob Beemer (1984) .....	20 (-70)
Olasunkanmi Adeniyi (2017) .....	20 (-91)
6. Kevin Rollins (1999) .....	18 (-82)
7. Mike Alston (2006) .....	17 (-85)
DeJuan Goulde (1999).....	17 (-80)
DeJuan Goulde (2000).....	17 (-68)
David Bockmore (2001).....	17 (-66)
Mike Russell (1981) .....	17 (-63)

### Sacks

1. Bob Beemer (1985) .....	13 (-64)
Dan Williams (1992).....	13 (-74)
3. Kevin Rollins (1999) .....	11 (-62)
4. Bob Beemer (1983) .....	10 (-43)
Dan Williams (1990).....	10 (-70)
DeJuan Goulde (1999).....	10 (-59)
Kevin Rollins (2000).....	10 (-60)
8. Mike Alston (2005) .....	9.5 (-67)
9. Jayrone Elliott (2013).....	9 (-68)
10. Olasunkanmi Adeniyi (2017) .....	8.5 (-58)

# Individual Records - Defense

## GAME TACKLES/SACKS

### Tackles

1. Jim Walser vs. Marshall (1976) .....	29
2. Larry Macek vs. N. Illinois (1975) .....	28
3. Ed Scott vs. Bowling Green (1973) .....	26
Aaron Bivens vs. Ball State (1977) .....	26
Darrell Mossburg vs. CMU (1992) .....	26
6. Willie Duke vs. Kent State (1972) .....	24
Mike Kennedy vs. CMU (1977) .....	24
8. Aaron Bivens vs. Ball State (1976) .....	23
Jack Laraway vs. BGSU (1980) .....	23
10. Doug Williams vs. CMU (1977) .....	22
Marlin Russell vs. E. Carolina (1981) .....	22
Clayton Moore vs. Miami (1983) .....	22
Jim Gant vs. Miami (1993) .....	22
Mark Herron vs. Miami (1995) .....	22
Tom Ward vs. UNLV (2002) .....	22
Tom Ward vs. Ball State (2002) .....	22
17. John Niezgoda vs. Villanova (1971) .....	21
Aaron Bivens vs. CMU (1977) .....	21
Dave Hausfeld vs. Ball State (1977) .....	21
Jim Walser vs. Ball State (1977) .....	21
Doug Williams vs. Ohio (1978) .....	21
Ed Jefferson vs. Kent State (1978) .....	21
Jim Gant vs. Cincinnati (1993) .....	21
Tim Inglis vs. N. Illinois (1985) .....	21
Matt Eberflus vs. N. Illinois (1991) .....	21
Tom Ward vs. Navy (2001) .....	21

### Tackles For Loss

1. Bob Beemer vs. Kent State (1985) .....	5
Mark Rhea vs. C. Michigan (1990) .....	5
Kevin Rollins vs. Ball State (1999) .....	5
DeJuan Goulde vs. Marshall (2000) .....	5
5. Numerous players tied .....	4

### Sacks

1. Bob Beemer vs. Kent State (1985) .....	5
2. Ray Turner vs. W. Michigan (2003) .....	4
Kevin Rollins vs. Ball State (1999) .....	4
4. Numerous players tied .....	3

## FUMBLES FORCED

### Career Forced Fumbles

1. Corey Morris (1998-2001) .....	10
Patrick Body (2001-04) .....	10
3. Tyrrell Herbert (2005-08) .....	9
4. T.J. Fatinikun (2009-12) .....	7

### Season Forced Fumbles

1. Tyrrell Herbert (2005) .....	5
Jayrone Elliott (2013) .....	5
3. Jerry Bodart (1977) .....	4
Harold McGuire (1985) .....	4
Mark Herron (1996) .....	4
Andy Boyd (2001) .....	4
Corey Morris (2001) .....	4
Patrick Body (2004) .....	4
T.J. Fatinikun (2010) .....	4
Robert Bell (2011) .....	4

### Game Forced Fumbles

1. Jehu Anderson vs. WMU (2001) .....	2
Patrick Body vs. UNLV (2003) .....	2
Jason Flowers vs. Miami (2004) .....	2
Tyrrell Herbert vs. Temple (2005) .....	2
T.J. Fatinikun vs. EMU (2009) .....	2
T.J. Fatinikun vs. BGSU (2010) .....	2
Robert Bell vs. WMU (2011) .....	2
Robert Bell vs. UNH (2011) .....	2
Chase Murdock vs. BGSU (2015) .....	2

## FUMBLES RECOVERED

### Career Fumble Recoveries

1. Andy Boyd (1998-2001) .....	7
Dan Molls (2009-12) .....	7
3. Dwayne Smith (1987-90) .....	6
David Gardner (1999-2002) .....	6

### Season Fumble Recoveries

1. Joe Conroy (1977) .....	4
Dwayne Smith (1988) .....	4
Greg Hay (2007) .....	4
4. 13 Players Tied .....	3

### Game Fumble Recoveries

1. Greg Hay vs. NIU (2007) .....	2
Dan Molls vs. WMU (2011) .....	2
Junior Sylvestre vs. CMU (2013) .....	2



Andy Boyd recovered seven fumbles in his career.



Tom Ward is the last Rocket to have at least 20 tackles in a game, racking up 22 vs. UNLV and Ball State in 2002.



# Individual Records - Opponents

## GAME RUSHING

### Rushing Yards

1. Brian Pruitt, CMU (1994) .....356
2. Jamal Williams, BYU (2016) .....286
3. Bronson Hill, EMU (2012) .....283
4. Ralph Bolden, Purdue (2009) .....234
5. James Starks, Buffalo (2007) .....231

### Rushing Attempts

1. Deland McCullough, Miami (1995) .....41
- Michael Turner, N. Illinois (2002) .....41
3. Brian Pruitt, CMU (1992) .....40
- Ed Johnson, NIU (1975) .....40
- Bernard Pierce, Temple (2009) .....40

### Longest Run From Scrimmage

1. Larry Blackman, Kent State (1973) .....96
2. Willie Jones, Hillsdale (1960) .....89
3. Nico Steriti, New Hamp. (2011) .....87
4. Tony Trent, BGSU (1964) .....85
5. Brian McDonald, Wichita St. (1985) .....84

### Longest Touchdown Run

1. Larry Blackman, Kent State (1973) .....96
2. Willie Jones, Hillsdale (1960) .....89
3. Nico Steriti, New Hamp. (2011) .....87
4. Tony Trent, BGSU (1964) .....85
5. Brian McDonald, Wichita St. (1985) .....84

### Rushing Touchdowns

1. Brian Pruitt, CMU (1994) ..... 5
- Jamal Williams, BYU (2016) ..... 5
3. Bronson Hill, EMU (2012) .....4

## GAME PASSING

### Passes Attempted

1. Tim Rattay, Louisiana Tech (1999) .....66
2. Mike Bates, Miami (1987) .....65
3. Cody Hawkins, Colorado (2009) .....64
- Alex Carder, WMU (2010) .....64
5. Steve Clarkson, San Jose St. (1981) .....62

### Passes Completed

1. Tim Rattay, Louisiana Tech (1999) .....44
2. Steve Clarkson, San Jose St. (1981) .....43
- Alex Carder, WMU (2010) .....43
4. Mike Maxwell, Nevada (9/23/95) .....38
- Mike Bates, Miami (1987) .....38
- Alex Carder, WMU (2011) .....38

### Touchdown Passes

1. Jason Martin, Louisiana Tech (1996) .....8
2. Alex Carder, WMU (2011) .....7
3. Gunner Kiel, Cincinnati (2014) .....6
- Chandler Harnish, NIU (2011) .....6
5. Kellen Moore, Boise St. (2011) .....5
- James Morgan, BGSU (2016) .....5

### Pass Completion Percentage (minimum 10 attempts)

1. Jay McDonagh, WMU (1995) .....83.3%
2. Dave Wilson, BSU (1977) .....81.8%
3. Tony Policare, Austin Peay (1988) .....81.5%
- Talmadge Hill, BSU (2003) .....81.5%
5. Dan LeFevour, CMU (2009) .....80.5%

### Passing Yardage

1. Alex Carder, WMU (2011) .....548
2. Jason Martin, La. Tech (1996) .....542
3. Tim Rattay, La. Tech (1999) .....508
4. Joe Licata, Buffalo (2013) .....497
5. Mike Neu, BSU (1993) .....469

### Longest Pass Completion

1. Neu to Oliver, BSU (1993) .....98-TD
2. Pennington to Moss, Marshall (1997) .....86-TD
3. Casper to Meyers, Xavier (1957) .....85-TD
4. Lester to Alston, WMU (1999) .....82-TD
5. Romo to Cutolo, E. Illinois (2000) .....82

### Longest Touchdown Pass

1. Neu to Oliver, BSU (1993) .....98
2. Pennington to Moss, Marshall (1997) .....86
3. Casper to Meyers, Xavier (1957) .....85
4. Lester to Alston, WMU (1999) .....82
5. Painter to Keller, Purdue (2007) .....80

## GAME RECEIVING

### Receptions

1. Alex Van Dyke, Nevada (9/23/95) .....18
- Gerald Willhite, San Jose St. (1981) .....18
3. Jordan White, WMU (2011) .....16
4. James Jordan, La.Tech (1999) .....14
- Steve Neal, WMU (1999) .....14
- Alex Van Dyke, Nevada (12/14/95) .....14
- Cory Partridge, BGSU (2006) .....14
- Kenny Golladay, NIU (2016) .....14

### Receiving Yardage

1. Chad Mackey, La. Tech (1996) .....310
2. Brian Oliver, BSU (1993) .....297
3. Jordan White, WMU (2011) .....238
4. Brian Alford, Purdue (1997) .....209
5. Alex Van Dyke, Nevada (9/23/95) .....207

### Touchdown Receptions

1. Chad Mackey, Louisiana Tech (1996) ..... 5
2. Denero Marriott, Marshall (2001) ..... 4
3. 11 players tied .....3

## GAME RETURNS

### Longest Punt Return

1. Gerald Tinker, KSU (1973) .....87-TD
2. Craig Thompson, EMU (1990) .....85-TD
3. Bill Rush, EMU (1981) .....82-TD

### Longest Kickoff Return

1. Corey Parchman, Ball St. (2001) .....100-TD
- Tommylee Lewis, NIU (2011) .....100-TD
3. Eddie Woodard, Kent St. (1972) .....95-TD
- Tommylee Lewis, NIU (2011) .....95-TD
5. Eric Wilkerson, Kent St. (1988) .....94-TD

### Longest Interception Return

1. Money Hunter, Arkansas St. (2015) ... 94-TD
2. Bruce Wallace, Marshall (1967) .....85-TD
3. Roger Eischens, S. Dak. St. (1962) .....85-TD
4. Corey Davis, WMU (2015) .....76-TD
5. George Ricumstrict, CMU (1988) .....71-TD

## GAME KICKING

### Field Goals Made

1. Dallas Pelz, Buffalo (2003) .....5
2. Seven players tied .....4

### Longest Field Goal Made

1. Derek Schorejs, BGSU (1995) .....60
2. Carson Wiggs, Ball State (2009) .....59
3. Daron Alcorn, Akron (1992) .....56
4. Kevin Kerr, Ohio (2001) .....55
5. Christia Hagan, NIU (2015) .....52

### Longest Field Goal Attempted

1. Chuck Konrad, Miami (1988) .....68
2. John Spengler, BGSU (1977) .....62
- Steve Azar, NIU (2002) .....62
4. Derek Schorejs, BGSU (1995) .....60
- Novo Bojovic, CMU (1980) .....60

Statistics unavailable prior to 1970

## GAME PUNTING

### Punts

1. Bob Eshbaugh, Marshall (1971) .....13
- Greg Wuerstle, Villanova (1969) .....13
- John Terwilliger, NIU (1967) .....13

### Longest Punt

1. Joe Davidson, BGSU (2016) .....82
2. Jim Phelps, BGSU (1982) .....79
3. Mark O'Connell, BSU (1980) .....78
4. Curtis Head, Marshall (2001) .....75
- Gary Layton, Miami (1993) .....75

## GAME DEFENSE

### Tackles

1. Jack Lambert, Kent State (1972) .....29
2. Chuck Wright, Marshall (1971) .....26
3. 4 Players Tied .....25

Statistics unavailable prior to 1970

### Tackles For Loss

1. John Banaszak, EMU (1974) .....7 (-44)
2. Gary Shugrue, Villanova (1974) .....6 (-19)
- Brad Cousino, Miami (1974) .....6 (-43)

Statistics unavailable prior to 1970

### Sacks

1. Troy Campbell, EMU (1998) .....3 (-23)
- Andre Jackson, Ohio (1996) .....3 (-18)
- Tony Tiefenbach, WMU (1994) .....3 (-14)
- Kevin O'Brien, BGSU (1992) .....3 (-28)
- Greg Farrall, Indiana (1989) .....3 (-16)
- Quentin Poling, Ohio (2017) .....3 (-24)

Statistics unavailable prior to 1981

### Interceptions

1. William Yancey, Navy (1990) .....3
- Shawn Simms, BGSU (1981) .....3



# When was the Last Time...

## PASSING - INDIVIDUAL

### LAST TIME A UT PLAYER HAD...

**40 or more pass completions in a game?**

Aaron Opelt, 41 vs. Purdue, 9-5-09

**50 or more passing attempts in a game?**

Phillip Ely, 52 vs. Arkansas State 9-26-15

**400 or more yards passing in a game?**

Logan Woodside, 458 vs. Tulsa, 9-16-17

**Five or more TD passes in a game?**

Logan Woodside, 6 vs. Tulsa, 9-16-17

**Non-QB touchdown pass?**

Eric Page vs. Temple, 10-1-11

**3 or more passing TDs in a quarter?**

Phillip Ely 3 vs. EMU 10-17-15

**200 or more passing yards in a quarter?**

Phillip Ely 209 vs EMU 10-17-15

### LAST TIME A UT OPPONENT HAD...

**40 or more pass completions in a game?**

Alex Carder, WMU, 43, 9-18-10

**50 or more passing attempts in a game?**

Brandon Allen, Arkansas, 53, 9-12-15

**400 or more yards passing in a game?**

Brandon Allen, Arkansas, 412, 9-12-15

**Five or more TD passes in a game?**

Alex Carder, WMU, 7, 11-8-11

**Non-QB touchdown pass?**

Chris McNeill, Wyoming, 9-8-12

**3 or more passing TDs in a quarter?**

Joe Licata, 3 Buffalo 11-12-13

**200 or more passing yards in a quarter?**

Joe Lacata 226, Buffalo 11-12-13



**Josh Teachey returned a blocked PAT 100 yards for two points vs. Tulsa in 2017.**

## RUSHING - INDIVIDUAL

### LAST TIME A UT PLAYER HAD...

**40 or more rushing attempts in a game?**

Wasean Tait, 44 vs. Ohio, 11-18-95

**200 or more yards rushing in a game?**

Kareem Hunt, 200 vs. WMU, 11-25-16

**Three or more rushing TDs in a game?**

Shakif Seymour, 5 vs. BGSU, 11-15-18

**Four or more rushing TDs in a game?**

Shakif Seymour, 5 vs. BGSU, 11-15-18

**Five or more rushing TDs in a game?**

Shakif Seymour, 5 vs. BGSU, 11-15-18

**Two 100 yard rushers?**

Terry Swanson 192/Art Thompkins 114

vs. BGSU, 11-15-18

**Quarterback rushed for 100 yards?**

Aaron Opelt 109 vs. Colorado 9-11-09

**3 or more rushing TDs in a half?**

Shakif Seymour, 3 vs. BGSU, 11-15-18

**100 or more rushing yards in a quarter?**

Terry Swanson 130 vs. Kent State 10-10-15

### LAST TIME A UT OPPONENT HAD...

**40 or more rushing attempts in a game?**

Bernard Pierce, Temple, 40, 10-24-09

**200 or more rushing yards in a game?**

Mark Walton, Miami (Fla.), 204 yards, 9-23-17

**300 or more rushing yards in a game?**

Brian Pruitt, CMU, 356 yards, 11-5-94

**Three or more rushing TDs in a game?**

Jalin Moore, Appalachian State, 3, 12-23-17

**Four or more rushing TDs in a game?**

Jamal Williams, BYU, 5, 9-30-16

**Five rushing TDs in a game?**

Jamal Williams, BYU, 5, 9-30-16

**Two 100 yard rushers?**

Jordan Lynch 174, Cameron Stingily 152, NIU 11-20-13

**Quarterback rushed for 100 yards?**

Chad President, 130 yards, 9-16-17

**3 or more rushing TDs in a half?**

Jordan Lynch, 3 NIU 11-20-13

**100 or more rushing yards in a quarter?**

Kerwynn Williams 191 Utah State 12-15-12

## RETURNS - INDIVIDUAL

### LAST TIME A UT PLAYER...

**Returned a punt for a touchdown?**

Diontae Johnson, 87 yards vs. Ball St., 10-26-17

**Returned a kickoff for a touchdown?**

Diontae Johnson, 99 yards vs. Elon, 8-31-17

**Returned an interception for a TD?**

Rolan Milligan, 36 yards vs. Arkansas State 9-26-15

**Returned a fumble for a touchdown?**

Allen Covington, 67 yards vs. Arkansas St., 1-5-15

**Returned a PAT for two points?**

Josh Teachey, 100 yards vs. Tulsa, 9-16-17

### LAST TIME A UT OPPONENT...

**Returned a punt for a touchdown?**

Chris Fields, Ohio St., 69 yards, 9-10-11

**Returned a kickoff for a touchdown?**

Darrynton Evans, App. State, 94 yards, 12-17-16

**Returned an interception for a TD?**

Craig Suits, Tulsa, 37 yards, 9-16-17

**Returned a fumble for a touchdown?**

Ryan Seibert, Kent State, 10-10-15

## RECEIVING - INDIVIDUAL

### LAST TIME A UT PLAYER HAD...

**200 or more yards receiving in a game?**

Bernard Reedy, 237 vs. EMU, 10-13-12

**10 or more receptions in a game?**

Diontae Johnson, 10 vs. NIU, 11-2-17

**15 or more receptions in a game?**

Eric Page, 16 vs. Ball State, 11-25-11

**Three or more TD receptions in a game?**

Cody Thompson, 4, vs. CMU, 10-22-16

**Two 100 yard receivers?**

D. Johnson (118)/J. Johnson (103) vs. Akron, 12-2-17

**6 or more receptions in a quarter?**

Corey Jones 7 vs. UMass 10-24-15

**100 or more receiving yards in a quarter?**

Cody Thompson, 110 vs EMU 10-17-15

**150 or more receiving yards in a half?**

Stephen Williams 160 vs. Ball State 10-03-09

### LAST TIME A UT OPPONENT HAD...

**200 or more yards receiving in a game?**

Jordan White, WMU, 238, 11-8-11

**10 or more receptions in a game?**

Gehrig Deiter, 13, BGSU, 11-17-15

**15 or more receptions in a game?**

Jordan White 16, Western Michigan, 11-08-11

**Three or more TD receptions in a game?**

Scott Miller, 3, BGSU 10-15-16

**Two 100 yard receivers?**

Kenny Golladay, 128, Tommylee Lewis 125 NIU 11-03-15

**6 or more receptions in a quarter?**

Tajae Sharpe, 8, UMass 10-24-15

**100 or more receiving yards in a quarter?**

Corey Davis, 106 WMU 11-27-15

**150 or more receiving yards in a half?**

Mekale McKay, 150 Cincinnati 9-12-14



# When was the Last Time...

## DEFENSE - INDIVIDUAL

### LAST TIME A UT PLAYER HAD...

#### 20 or more tackles in a game?

Tom Ward, 22 vs. Ball State, 10-12-02

#### Five or more tackles for loss in a game?

DeJuan Goulde, 5 vs. Marshall, 10-14-00

#### Three or more sacks in a game?

Orion Jones, 3 vs. Arkansas State, 9-26-15

#### Three or more interceptions in a game?

Bryant Jones, 3 vs. Kent State, 11-23-85

#### Safety?

Alex Johnson vs. Northern Illinois, 11-9-10

#### Blocked field goal attempt?

Nate Childress vs. Akron, 12-2-17

#### Blocked a punt?

Reggie Gilliam vs. Ball State, 10-26-17

#### Blocked field goal returned for a touchdown?

Chase Murdock vs. Eastern Michigan, 10-17-15

#### Blocked punt return for TD?

Jehu Anderson blocked, Correy Morris returned, 11-06-01

#### Blocked a PAT kick?

Nate Childress vs. Tulsa, 9-16-17

### LAST TIME A UT OPPONENT HAD...

#### Five or more tackles for loss in a game?

Jason Babin, Western Michigan, 5, 11-22-03

#### Three or more sacks in a game?

Quentin Poling, Ohio, 11-8-17

#### Three or more interceptions in a game?

William Yancey, Navy, 3, 11-10-90

#### Safety?

Arkansas (Team), 9-12-15

#### Blocked field goal?

Tomasi Laulile, BYU 9-30-16

#### Blocked a punt?

Jackson Abresch, NIU, 11-2-17

#### Blocked punt return for TD?

Vince Agnew, Central Michigan, 11-26-10

#### Blocked a PAT kick?

Martin-Oguike, Temple, 12-22-15

#### Two point defensive conversion return?

Darran Matthews recovered a fumble for 87 yards for a defensive conversion, EMU, 10-21-06

## PUNTING - INDIVIDUAL

### LAST TIME A UT PLAYER HAD...

#### A punt of 70 or more yards?

Brandon Hannum, 92 yards vs. BGSU, 11-23-01

### LAST TIME A UT OPPONENT HAD...

#### A punt of 70 or more yards?

Joe Davidson, BGSU, 82 yards..... 10-15-16

## FIELD GOALS - INDIVIDUAL

### LAST TIME A UT PLAYER HAD...

#### Four or more field goals in a game?

Jameson Vest, 4 vs. Elon, 8-31-17

#### A field goal of 50 or more yards?

Jeremiah Detmer, 50 yards vs. CMU, 11-18-11

### LAST TIME A UT OPPONENT HAD...

#### Four or more field goals in a game?

Christian Hagan, 4 vs. Northern Illinois, 11-03-15

#### A field goal of 50 or more yards?

Christian Hagan, 52 yards vs. Northern Illinois, 11-03-15

## SCORING - TEAM

### LAST TIME UT...

#### Had a tie game?

28-28 vs. Miami, 10-14-95

#### Scored 50 or more points in a game?

66 vs. BGSU, 11-15-17

#### Had a scoring drive of 99 yards?

vs. Northern Illinois, 10-17-09

#### Had a shutout?

Toledo 42, Marshall 0, 10-14-00

#### Gained 600 yards total offense?

602 vs. Ball State, 10-26-17

#### Converted 2-point PAT?

Bowling Green, 10-15-16

#### Safety?

vs. Temple, 12-22-15

### LAST TIME A UT OPPONENT...

#### Scored 50 or more points in a game?

52, Miami (Fla.), 9-23-17

#### Had a shutout?

Appalachian State 34, Toledo 0, 12-23-17

#### Gained 600 yards total offense?

601, Buffalo, 11-12-13

#### Converted 2-point PAT?

Temple, 12-22-15

#### Safety?

Arkansas, 9-12-15

## ATTENDANCE

### LAST TIME UT...

#### Had a capacity crowd in the Glass Bowl?

30,147 vs. Bowling Green, 10-15-16

### LAST TIME A UT OPPONENT...

#### Drew over 50,000 fans vs. UT?

62,230 at BYU, 9-30-16

#### Drew fewer than 10,000 fans vs. UT?

7,103 at Ball State, 10-26-17

## RUSHING - TEAM

### LAST TIME UT HAD...

#### Six or more rushing TDs?

7 vs. Bowling Green, 11-15-17

#### Rushed for 300 or more yards?

389 vs. Bowling Green, 11-15-17

#### Rushed for 400 or more yards?

419 vs. Western Michigan, 11-08-11

#### Rushed for fewer than 100 yards?

22 vs. Appalachian State, 12-23-17

#### Rushed for 50 or fewer yards?

22 vs. Appalachian State, 12-23-17

### LAST TIME A UT OPPONENT HAD...

#### Six or more rushing TDs?

6, Tulsa, 9-16-17

#### Rushed for 300 or more yards?

327, Appalachian State, 12-23-17

#### Rushed for 400 or more yards?

423, Tulsa, 9-16-17

#### Rushed for fewer than 100 yards?

95, Western Michigan, 11-24-17

#### Rushed for fewer than 50 yards?

42, Akron, 10-21-17

## PASSING - TEAM

### LAST TIME UT...

#### Passed for 400 or more yards?

458 vs. Tulsa, 9-16-17

#### Passed for fewer than 100 yards?

89 vs. Central Michigan, 10-14-17

### LAST TIME A UT OPPONENT...

#### Passed for 400 yards?

412, Arkansas, 9-12-15

#### Passed for fewer than 100 yards?

47, Elon, 8-31-17



Nate Childress blocked a field-goal attempt and a PAT in 2017.

# Glass Bowl Records (1937-2017)

## INDIVIDUAL

### Yards Rushing

330 Morgan Williams vs. Miami, 2008

### Rushing Touchdowns

5 Joe Schwartz vs. Kent State, 1971

### Longest Run From Scrimmage

96 Larry Blackman, Kent State, 1973

### Passing Yardage

548 Alex Carder, WMU, 2011

### Passes Attempted

66 Tim Rattay, Louisiana Tech, 1999

### Passes Completed

49 Bruce Gradkowski, vs. Pittsburgh, 2003

### Touchdown Passes

7 Alex Carder, WMU, 2011

### Pass Completion Percentage (minimum 10 attempts)

.922 Terrance Owens, vs. EMU, 2011

### Longest Pass Completion

98 Woodside to J. Johnson vs. Ohio, 10-27-16

### Longest Touchdown Pass

98 Woodside to J. Johnson vs. Ohio, 10-27-16

### Longest Kickoff Return

100 Chuck Hardy vs. John Carroll, 1948

100 Tommy Lee Lewis, NIU, 2011

### Receptions

16 Jordan White, WMU, 2011

### Receiving Yards

238 Jordan White, WMU, 2011

### Touchdown Receptions

5 Eric Page, Northern Illinois, 2011

## TEAM

### Most Points

88 Toledo (88-0 vs. Davis & Elkins, 1951)

### Most Combined Points

129 Toledo 66, WMU 63, 2011

### Fewest Combined Points

0 Toledo 0, Bowling Green 0, 1968

### Largest Margin Of Victory

88 Toledo 88, Davis & Elkins 0, 1951

### Most Points In A Half

48 Toledo vs. Davis & Elkins, 1951 (1st)

### Most Points In A Quarter

34 Toledo vs. Davis & Elkins, 1951 (1st)

### Most Total Yards

812 Toledo vs. Northern Illinois, 2007

### Most Combined Total Yards

1,439 Toledo and WMU, 2011

### Most Rushing Yards

466 Toledo vs. Wayne State, 1950

### Most Combined Rushing Yards

655 Toledo vs. Bowling Green, 1978

### Most Passing Yards

548 Western Michigan, 2011

### Most Combined Passing Yards

933 Toledo vs. WMU, 2011

## MISCELLANY

### First Win

UT 26, Bluffton 0 (Sept. 27, 1937)

### Most Wins - One Season

7; 1947

### Most Losses - One Season

5; 1964 and 2008

### Most Games - One Season

8; 1948

### Fewest Games - One Season

4; 1962

### Consecutive Wins

17; 1969-72, 1999-2002 and 2002-05

### Consecutive Losses

6, 1977-78

## HOMECOMING RECORD: 61-27 (.693)

vs. Akron: 1-0  
vs. Austin Peay: 1-0  
vs. Baldwin Wallace: 0-1  
vs. Ball State: 1-1  
vs. Boston: 0-1  
vs. Bowling Green: 5-6  
vs. Central Florida: 0-1  
vs. Central Michigan: 2-1  
vs. Cincinnati: 0-1  
vs. Dayton: 2-1

vs. Defiance: 2-0  
vs. Eastern Michigan: 5-1  
vs. Heidelberg: 0-1  
vs. John Carroll: 1-0  
vs. Kent: 6-0  
vs. Kenyon: 0-1  
vs. Liberty: 1-0  
vs. Marietta: 1-0  
vs. Marshall: 4-0  
vs. Massachusetts: 1-0

vs. Miami: 11-4  
vs. Michigan B Team: 0-1  
vs. Navy: 1-0  
vs. North Dakota: 1-0  
vs. Northern Illinois: 2-0  
vs. Oklahoma City: 1-0  
vs. Ohio: 5-0  
vs. Western Michigan: 7-5  
vs. Wyoming: 0-1



# Annual Leaders

## RUSHING

Year	Player	Att.	Yards	Year	Player	Att.	Yards
2017	Terry Swanson	242	1363	1970	Charles Cole	196	774
2016	Kareem Hunt	262	1475	1969	Tony Harris	153	889
2015	Kareem Hunt	178	973	1968	Roland Moss	267	1145
2014	Kareem Hunt	205	1650	1967	Roland Moss	213	833
2013	David Fluellen	167	1121	1966	Roland Moss	175	443
2012	David Fluellen	259	1498	1965	Jim Berkey	142	440
2011	Adonis Thomas	171	1071	1964	Jim Berkey	103	408
2010	Adonis Thomas	175	1098	1963	Jim Gray	114	645
2009	DaJuane Collins	178	991	1962	Frank Baker	147	613
2008	Morgan Williams	169	1010	1961	Frank Baker	169	739
2007	Jalen Parmele	276	1511	1960	John Murray	142	608
2006	Jalen Parmele	207	1131	1959	Occie Burt	91	437
2005	Trinity Dawson	232	1294	1958	Occie Burt	124	618
2004	Scooter McDougale	146	620	1957	Norm Billingslea	104	565
2003	Trinity Dawson	199	999	1956	Don Wright	112	498
2002	Astin Martin	135	785	1955	Julius Taormina	83	449
2001	Chester Taylor	299	1620	1954	Mel Triplett	149	803
2000	Chester Taylor	250	1470	1953	Mel Triplett	81	479
1999	Chester Taylor	182	1176	1952	Bob Carson	110	322
1998	Wasean Tait	151	625	1951	A.C. Jenkins#	116	899
1997	Dwayne Harris	254	1278				
1996	Kevin Kidd	127	453				
1995	Wasean Tait	370	2090				
1994	Casey McBeth	180	1053				
1993	Wasean Tait	139	680				
1992	Casey McBeth	223	1037				
1991	Steve Cowan	162	748				
1990	Troy Parker	233	879				
1989	Wayne Goodwin	196	859				
1988	Neil Trotter	163	783				
1987	David Rohrs	178	681				
1986	Kelvin Farmer	299	1532				
1985	Kelvin Farmer	229	748				
1984	Steve Morgan	336	1291				
1983	Steve Morgan	145	630				
1982	Steve Morgan	143	598				
1981	Arnold Smiley	197	1013				
1980	Melvin Tucker	120	563				
1979	Mike Alston	166	806				
1978	Mike Alston	101	460				
1977	Mike Alston	154	772				
1976	Skip McCulley	102	578				
1975	Tim Zimmerman	126	496				
1974	Mike Taormina	161	609				
1973	Herman Price	168	595				
1972	Joe Schwartz	223	776				
1971	Joe Schwartz	226	1130				



Terry Swanson



# Annual Leaders

## PASSING

Year	Player	Att	Com	Yds	TDs	1970	Chuck Ealey	285	161	2026	17
2017	Logan Woodside	411	264	3882	28	1969	Chuck Ealey	175	98	1428	13
2016	Logan Woodside	418	289	4129	45	1968	Steve Jones	243	98	1197	5
2015	Phillip Ely	403	226	2965	23	1967	John Schneider	245	127	1650	10
2014	Logan Woodside	296	185	2263	19	1966	John Schneider	273	130	1537	7
2013	Terrance Owens	318	191	2230	18	1965	John Schneider	108	54	598	3
2012	Terrance Owens	350	215	2707	14	1964	Dan Simrell	215	115	1239	3
2011	Terrance Owens	230	166	2022	18	1963	Dan Simrell	118	48	608	3
2010	Austin Dantin	192	127	1254	7	1962	Phil Yenrick	97	37	552	5
2009	Aaron Opelt	261	154	1997	16	1961	Phil Yenrick	95	37	563	4
2008	Aaron Opelt	376	225	2176	12	1960	Jerry Stoltz	50	16	277	3
2007	Aaron Opelt	249	144	1756	12	1959	Dennis Wilkie	122	47	723	7
2006	Clint Cochran	169	96	960	6	1958	Jerry Stoltz	75	29	403	3
2005	Bruce Gradkowski	332	207	2469	29	1957	Sam Tisci	131	56	760	9
2004	Bruce Gradkowski	399	280	3518	27	1956	Sam Tisci	64	22	354	3
2003	Bruce Gradkowski	389	277	3210	29	1955	Sam Tisci	58	22	404	1
2002	Brian Jones	423	297	3446	23	1954	Jerry Nowak	53	25	393	5
2001	Tavares Bolden	319	214	2466	13	1953	Dave Andrzejewski	84	28	403	1
2000	Tavares Bolden	283	161	1597	13	1952	Dave Andrzejewski	106	41	582	7
1999	Tavares Bolden	229	123	1354	8	1951	Steve Piskach#	86	27	493	4
1998	Chris Wallace	400	219	2476	17						
1997	Chris Wallace	433	232	2955	27						
1996	Ryan Huzjak	332	183	2058	15						
1995	Ryan Huzjak	314	179	2134	15						
1994	Ryan Huzjak	289	170	1928	17						
1993	Tim Kubiak	146	70	970	8						
1992	Kevin Meger	285	139	1727	6						
1991	Kevin Meger	276	147	1787	6						
1990	Kevin Meger	257	139	1861	6						
1989	Mark Melfi	237	131	1632	10						
1988	Steve Keene	128	66	793	3						
1987	Bill Bergan	130	72	908	0						
1986	A.J. Sager	189	96	1107	3						
1985	A.J. Sager	253	130	1335	4						
1984	A.J. Sager	290	156	1647	7						
1983	Jim Kelso	197	106	1346	7						
1982	Jim Kelso	281	149	1963	8						
1981	Jim Kelso	121	58	875	6						
1980	Jim Kelso	82	41	589	3						
1979	Maurice Hall	122	53	648	8						
1978	Maurice Hall	110	39	610	5						
1977	Jeff Hepinstall	72	26	359	2						
1976	Jeff Hepinstall	198	89	1299	8						
1975	Gene Swick	308	190	2487	15						
1974	Gene Swick	287	178	2234	13						
1973	Gene Swick	301	165	2234	15						
1972	Bruce Arthur	171	83	1168	4						
1971	Chuck Ealey	237	126	1821	15						



Logan Woodside



# Annual Leaders

## RECEPTIONS

Year	Player	Rec.	Yards
<b>2017</b>	<b>Diontae Johnson</b>	<b>74</b>	<b>1278</b>
2016	Corey Jones	66	817
2015	Corey Jones	55	577
2014	Corey Jones	68	842
2013	Bernard Reedy	62	840
2012	Bernard Reedy	88	1113
2011	Eric Page	125	1182
2010	Eric Page	99	1105
2009	Eric Page	82	1159
2008	Nick Moore	78	779
2007	Stephen Williams	73	1169
2006	Chris Hopkins	54	565
2005	Steve Odom	55	690
2004	Lance Moore	90	1189
2003	Lance Moore	103	1194
2002	Carl Ford	79	1062
2001	Dontà Greene	64	643
2000	Mel Long	50	587
1999	Mel Long	47	599
1998	Ray Curry	45	513
1997	Mel Long	47	556
1996	James Spriggs	53	754
1995	Steve Rosi	44	546
1994	Scott Brunswick	44	572
1993	Scott Brunswick	41	571
1992	Marcus Goodwin	58	738
1991	Marcus Goodwin	42	600
1990	Rick Isaiah	49	717
1989	Rick Isaiah	46	743
1988	Rick Isaiah	25	389
1987	Eric Hutchinson	29	431
1986	Eric Hutchinson	33	504
1985	Jay Walsh	27	284
1984	Eric Hutchinson	26	451
1983	Capus Robinson	31	499
1982	Capus Robinson	43	709
1981	Rod Achter	14	361
1980	Rod Achter	10	269
1979	Butch Hunyadi	29	500
1978	Butch Hunyadi	19	494
1977	Frank Jarm	12	204
1976	Scott Resseguie	32	530
1975	Scott Resseguie	39	683
1974	John Ross	77	866
1973	Don Seymour	44	773
1972	Jeff Calabrese	62	886
1971	Don Fair	57	773

1970	Don Fair	81	949
1969	Don Fair	33	469
1968	Dennis Tobias	27	294
1967	Pete Kramer	34	556
1966	Henry Burch	38	480
1965	Henry Burch	36	325
1964	Henry Burch	47	412
1963	Jim Gray	15	168
1962	Jim Thibert	11	198
1961	Pete Jolliff	18	330
1960	Bob Smith	14	268
1959	Bob Smith	18	455
1958	Jack Campbell	16	214
1957	Gene Cook	30	495
1956	Dan Howell	13	218
1955	Gene Cook	10	230
1954	Dick Basich	14	255
1953	Rick Kaser	11	189



Diontae Johnson



# Annual Leaders

## SCORING

Year	Player	Pts.	Pos.
<b>2017</b>	<b>Jameson Vest</b>	<b>131</b>	<b>K</b>
<b>2016</b>	<b>Jameson Vest</b>	<b>100</b>	<b>K</b>
	Michael Roberts	100	TE
<b>2015</b>	<b>Jameson Vest</b>	<b>106</b>	<b>K</b>
2014	Jeremiah Detmer	108	K
2013	Jeremiah Detmer	101	K
2012	Jeremiah Detmer	116	K
2011	Ryan Casano	96	K
2010	Eric Page	68	WR
2009	DaJuane Collins	84	RB
2008	Alex Steigerwald	77	K
2007	Jalen Parmele	96	RB
2006	Alex Steigerwald	57	K
2005	Jason Robbins	93	K
2004	Lance Moore	90	WR
2003	Trinity Dawson	72	RB
2002	Jason Robbins	93	K
2001	Chester Taylor	144	RB
2000	Chester Taylor	114	RB
1999	Todd France	85	K
1998	Todd France	61	K
1997	Dwayne Harris	74	RB
	Chris Merrick	74	K
1996	Ryan Klaer	44	K
1995	Wasean Tait	144	RB
1994	Casey McBeth	86	RB
1993	Mark Spring	47	K
1992	Rusty Hanna	89	K
1991	Rusty Hanna	53	K
1990	Rusty Hanna	82	K
1989	Rusty Hanna	74	K
1988	Bruce Nichols	68	K
1987	Bruce Nichols	57	K
1986	Kelvin Farmer	96	RB
1985	Bruce Nichols	41	K
1984	Steve Morgan	60	RB
1983	Tony Lee	74	K
1982	Tony Lee	64	K
1981	Tony Lee	63	K
1980	Jim Kelso	36	QB
1979	David Ridgway	40	K
1978	Maurice Hall	36	QB
1977	Jeff Hepinstall	24	QB
1976	Jeff Hepinstall	56	QB
1975	Gene Swick	50	QB
1974	Virgil Crots	62	K

1973	Don Seymour	62	TE
1972	Joe Schwartz	72	RB/QB
1971	Joe Schwartz	120	RB/QB
1970	Tom Duncan	76	K
1969	Charles Cole	78	FB
1968	Roland Moss	84	RB
1967	Roland Moss	96	RB
1966	Roland Moss	38	RB
1965	Jim Berkey	24	FB
1964	Jim Berkey	42	FB
1963	Jim Gray	60	RB
1962	Phil Yenrick	38	QB
1961	Phil Yenrick	44	QB
1960	John Murray	30	FB
1959	Bob Smith	30	WR
1958	Norm Billingslea	26	RB
1957	Gene Cook	30	WR
	Roy Hodge	30	RB
1956	Don Wright	27	RB
1955	Julius Taormina	24	RB
	Dick Basich	24	RB
1954	Don Wright	53	RB
1953	Dick McKimmy	24	RB
1952	Bob Carson	37	RB



**Jameson Vest**



# Annual Leaders

## TACKLES



Jack Linch

Year	Player	Tackles	Year	Player	Tackles
2017	Jack Linch	75	1994	Brent Parkhill	89
2016	DeJuan Rogers	94	1993	Jim Gant	190
2015	Chase Murdock	89	1992	Darrell Mossburg	133
2014	Junior Sylvestre	100	1991	Matt Eberflus	138
2013	Junior Sylvestre	118	1990	Matt Eberflus	89
2012	Dan Molls	166	1989	Dwayne Smith	141
2011	Desmond Marrow	83	1988	Tom Gruno	132
2010	Archie Donald	146	1987	Steve Huffman	166
2009	Archie Donald	116	1986	Steve Huffman	155
2008	Archie Donald	119	1985	Tim Inglis	157
2007	Lester Richmond	97	1984	Clayton Moore	154
2006	Tyrrell Herbert	74	1983	Clayton Moore	125
2005	Anthony Jordan	107	1982	John Brady	101
2004	Patrick Body	113	1981	Marlin Russell	155
2003	Anthony Jordan	138	1980	Jack Laraway	150
2002	Tom Ward	180	1979	Doug Williams	142
2001	Tom Ward	139	1978	Doug Williams	190
2000	Kevin Rollins	95	1977	Aaron Bivins	180
	Andy Boyd	95	1976	Aaron Bivins	186
1999	Jason Lamar	103	1975	Larry Macek	200
1998	Darrick Beckwith	134	1974	Ed Scott	195
1997	Matt Vaillant	122	1973	Ed Scott	204
1996	Marcus Matthews	102	1972	Willie Duke	128
1996	Mark Herron	102	1971	John Niezgoda	149
1995	Jamie Johnson	137	1970	Steve Schnitkey	178
			1969	John Niezgoda	201

## SACKS

Year	Player	Sacks
2017	Olasunkanmi Adeniyi	8.5
2016	Treyvon Hester	5.0
2015	Orion Jones	6.0
2014	Orion Jones	6.0
2013	Jayrone Elliott	9.0
2012	Jayrone Elliott	6.0
2011	Ben Pike	5.0
2010	Malcolm Riley	5.5
	Douglas Westbrook	5.5
2009	Derrick Summers	4.0
2008	Albertson Alexandre	2.0
	Sean Williamson	2.0
2007	Bernard Faithful	2.0
2006	Mike Alston	7.0
2005	Mike Alston	9.5
2004	Mike Alston	5.0
2003	Ray Turner	5
2002	Frank Ofili	4
2001	David Bockmore	8

2000	Kevin Rollins	10
1999	Kevin Rollins	11
1998	DeJuan Goulde	6
1997	Jason Richards	5
1996	Marcus Matthews	7
1995	Steve Haynes	7
1994	Bo Reichart	6
1993	Maurice Balls	4
1992	Dan Williams	13
1991	Terry Jackson	6
1990	Dan Williams	10
1989	Tony Hirscl	4
	Phil Brown	4
1988	Doug Spidel	8
1987	Paul Sandor	4
1986	Keith Dunbar	6
1985	Bob Beemer	13
1984	Bob Beemer	6
	Waynard Jones	6
1983	Bob Beemer	10
1982	Darin Wright	8



Olasunkanmi Adeniyi



# Annual Leaders

## TACKLES FOR LOSS



**Olasunkanmi Adeniyi**

Year	Player	TFL	Year	Player	TFL
2017	Olasunkanmi Adeniyi	20.0	1997	Jason Richards	12
2016	John Stepec	14.0	1996	Marcus Matthews	16
2015	Orion Jones	12.0	1995	Steve Haynes	13
	Allen Covington	12.0	1994	Bo Reichart	9
2014	Trent Voss	15.0	1993	Matt Riesen	9
2013	Jayrone Elliott	14.0	1992	Dan Williams	28
2012	Hank Keighley	8.5	1991	Dan Williams	15
2011	T.J. Fatinikun	7.5	1990	Dan Williams	7
	Malcolm Riley	7.5	1989	Tony Hirsell	11
	Terrell Anderson	7.5	1988	Mike McCreary	8
2010	T.J. Fatinikun	13.0		Tony Hirsell	8
2009	Barry Church	8.5	1987	Brian Gabel	13
2008	Albertson Alexandre	7.0	1986	Marc Patton	5
2007	Greg Hay	8.0		Brian Gabel	5
2006	Mike Alston	17.0		Clarence Good	5
2005	Mike Alston	12.5	1985	Bob Beemer	15
2004	Keon Jackson	10.5	1984	Bob Beemer	14
2003	Ray Turner	13	1983	Bob Beemer	13
2002	David Gardner	12	1982	Darin Wright	14
2001	David Bockmore	17	1981	Mike Russell	17
2000	DeJuan Goulde	17	1980	Jeff Jackson	12
1999	Kevin Rollins	18	1979	Mike Kennedy	11
1998	Jason Lamar	12	1978	Joe Conroy	16
	DeJuan Goulde	12			

## INTERCEPTIONS

Year	Player	INT	Year	Player	INT
2017	Kahlil Robinson	4	1998	Keith Travis	3
2016	Connery Swift	2		Kelly Herndon	3
2015	Cheatham Norrils	3		Andy Boyd	3
2014	Jordan Haden	3	1997	Rasche` Sumpter	3
2013	Chaz Whittaker	2		Clarence Love	3
2012	Jermaine Robinson	4	1996	Mark Herron	4
2011	Desmond Marrow	3	1995	Jamal Belt*	6
	Jermaine Robinson	3		Craig Dues*	6
2010	Archie Donald	3	1994	Jamal Belt	3
	Desmond Marrow	3	1993	Al Baker	3
	Dan Molls	3	1992	Al Baker	4
2009	Douglas Westbrook	3	1991	Paul Simpson	2
2008	Tyrrell Herbert	4		Darrin Anderson	2
2007	Barry Church	3	1990	Dan Vargo	5
	Myshan Veasley-Pettis	3	1989	David Walkosky	3
2006	Barry Church	4	1988	John Bowsher	5
2005	Keon Jackson*	4	1987	Keith Saunders	3
2004	Keon Jackson*	3	1986	Harold McGuire	3
	Nigel Morris*	3	1985	Dexter Clark	5
2003	Brandon Hefflin	5		Bryant Jones	5
2002	Brandon Hefflin*	6	1984	Mark Brandon*	7
2001	Corey Morris*	4	1983	Mark Brandon	9
2000	Andy Boyd	3	1982	John Brady	2
	Brandon Hefflin	3		John Gudger	2
1999	Jehu Anderson	3	1981	Mike Kennedy*	4
	Andy Boyd	3		Jack Laraway*	4



**Kahlil Robinson**



# Annual Leaders

## FIELD GOALS

Year	Player	FG-Att.
<b>2017</b>	<b>Jameson Vest</b>	<b>25-30</b>
<b>2016</b>	<b>Jameson Vest</b>	<b>13-19</b>
<b>2015</b>	<b>Jameson Vest</b>	<b>19-27</b>
2014	Jeremiah Detmer	17-22
2013	Jeremiah Detmer	19-20
2012	Jeremiah Detmer	24-29



Jameson Vest

2011	Ryan Casano	10-13	1983	Tony Lee	15-19
2010	Bill Claus	4-7	1982	Tony Lee	15-19
2009	Alex Steigerwald	12-16	1981	Tony Lee	10-13
2008	Alex Steigerwald	16-21	1980	David Ridgeway	5-6
2007	Alex Steigerwald	13-13	1979	David Ridgeway	5-12
2006	Alex Steigerwald	7-8	1978	David Ridgeway	3-10
2005	Jason Robbins	13-13	1977	David Ridgeway	4-13
2004	Jason Robbins	9-10	1976	Mike Sherman	2-4
2003	Jason Robbins	3-7	1975	Bob Kellener	5-8
2002	Jason Robbins	13-16	1974	Virgil Crots	9-14
2001	Todd France	15-20	1973	George Keim	3-13
2000	Todd France	15-19	1972	George Keim	6-12
1999	Todd France	18-26	1971	George Keim	6-13
1998	Todd France	11-19	1970	Tom Duncan	12-22
1997	Chris Merrick	11-16	1969	Kenneth Crots	6-18
1996	Ryan Klaer	8-13	1968	Kenneth Crots	9-NA
1995	Mark Spring	9-18	1967	Kenneth Crots	5-NA
1994	Ryan Klaer	9-14	1966	Bob Buchs	5-NA
1993	Mark Spring	7-12	1965	Bob Buchs	1-NA
1992	Rusty Hanna	21-29	1964	Bob Buchs	1-NA
1991	Rusty Hanna	12-20	1963	None Made	
1990	Rusty Hanna	18-28	1962	None Made	
1989	Rusty Hanna	15-17	1961	Tom McCartney	1-NA
1988	Bruce Nichols	15-17	1960	Tom McCartney	2-NA
1987	Bruce Nichols	15-23	1959	Tom McCartney	2-NA
1986	Bruce Nichols	11-15			
1985	Bruce Nichols	9-15			
1984	David Walker	13-25			

No field goals were made from 1950-58.  
Records prior to 1950 are not available.

## PUNTING

Year	Player	Avg.
<b>2017</b>	<b>Bailey Flint</b>	<b>38.0</b>
2016	Nick Ellis	43.1
2015	Nick Ellis	39.4
2014	Nick Ellis	36.6
2013	Vince Penza	41.0
2012	Vince Penza	40.5
2011	Vince Penza	37.8
2010	Vince Penza	39.8
2009	Bill Claus	37.4
2008	Bill Claus	38.8
2007	Brett Kern	46.1
2006	Brett Kern	41.7
2005	Brett Kern	39.5
2004	Brett Kern	40.6
2003	Brandon Hannum	43.5
2002	Brandon Hannum	39.4
2001	Brandon Hannum	40.8
2000	Brandon Hannum	37.9
1999	John Manly	35.6
1998	Gabe Lindstrom	41.0
1997	Gabe Lindstrom	40.5
1996	Ty Grude	42.9

1995	Ty Grude	42.5
1994	Ty Grude	38.5
1993	Ty Grude	33.6
1992	Brian Borders	40.5
1991	Brian Borders	36.0
1990	Brian Borders	40.8
1989	Brian Borders	40.3
1988	Tyler Bordick	38.3
1987	Pete Krimm	35.6
1986	Pete Krimm	34.9
1985	Pete Cochran	36.7
1984	David Walker	38.7
1983	David Walker	40.9
1982	David Walker	34.8
1981	Mike Denney	37.7
1980	Mike Denney	34.5
1979	David Ridgeway	37.6
1978	Rich Wurst	37.0
1977	Rich Wurst	38.5
1976	Rich Wurst	36.3
1975	Rich Wurst	38.5
1974	Jim Cameron	37.3
1973	Jim Cameron	35.3

1972	Bill O'Hara	36.5
1971	Bill O'Hara	37.8
1970	Jeff Siek	33.3
1969	Jeff Siek	33.0
1968	Roland Moss	39.4
1967	Dennis Hromika	34.8
1966	Dennis Hromika	34.8
1965	Dennis Hromika	36.8
1964	Bob Buchs	36.6
1963	Tom Nolan	36.6



Bailey Flint



# Annual Leaders

## PUNT RETURNS



**Danzel McKinley-Lewis**

Year	Player	Avg.			
<b>2017</b>	<b>Danzel McKinley-Lewis</b>	<b>8.1</b>	1990	Rick Isaiah	5.7
2016	Corey Jones	9.6	1989	Joe Lajewski	4.3
2015	Corey Jones	10.2	1988	Joe Lajewski	7.8
2014	Corey Jones	6.4	1987	Renza Hughley	3.0
2013	Bernard Reedy	10.8	1986	Renza Hughley	4.1
2012	Bernard Reedy	11.1	1985	Eddie Harris	6.4
2011	Eric Page	10.9	1984	Eddie Harris	7.5
2010	Eric Page	3.8	1983	Eddie Harris	7.7
2009	Eric Page	10.8	1982	Eddie Harris	6.8
2008	Nick Moore	6.2	1981	Richard Wray	4.3
2007	Nick Moore	6.9	1980	Scott Alexander	6.1
2006	Steve Odom	3.7	1979	Scott Alexander	2.8
2005	Steve Odom	6.3	1978	Scott Alexander	8.0
2004	Lance Moore	13.8	1977	Dave Harsfield	5.9
2003	Lance Moore	12.9	1976	Mike Slater	3.0
2002	Dontà Greene	14.8	1975	Pat Cotter	10.3
2001	Dontà Greene	11.7	1974	Randy Whatley	6.3
2000	Tony Miller	8.4	1973	Pete Alsup	7.7
1999	Jameel Turner	7.0	1972	Pete Alsup	9.3
1998	Jameel Turner	5.9	1971	Steve Banks	4.2
1997	Jameel Turner	10.4	1970	Steve Banks	8.0
1996	Mace Freeman	6.7	1969	Dan Crockett	8.9
1995	Mark Herron	6.2	1968	Dan Crockett	5.2
1994	Tom Boyd	10.3	1967	Pete Kramer	13.4
1993	Mark Herron	6.2	1966	Jim Hauser	8.7
1992	Marcus Goodwin	6.6	1965	Jim Grey	6.6
1991	Joe Lajewski	6.6	1964	Jim Grey	7.4
			1963	Jim Grey	17.6

## KICKOFF RETURNS

Year	Player	Avg.
<b>2017</b>	<b>Diontae Johnson</b>	<b>22.8</b>
2016	Corey Jones	19.7
<b>2015</b>	<b>Diontae Johnson</b>	<b>22.8</b>
2014	Kishon Wilcher	22.0
2013	Bernard Reedy	22.3
2012	Bernard Reedy	27.7
2011	Eric Page	25.2
2010	Eric Page	31.1
2009	Eric Page	25.4
2008	Greg Harris	21.5
2007	Jalen Parmele	28.0
2006	Richard Davis	21.9
2005	Richard Davis	22.8
2004	Lance Moore	21.2
2003	Lance Moore	21.7
2002	Dontà Greene	22.5
2001	Dontà Greene	20.6
2000	Tony Miller	26.3
1999	Carl Ford	20.3
1998	Dwayne Harris	18.2
1997	Ray Curry	20.1
1996	Mace Freeman	16.2
1995	Dwayne Harris	25.3
1994	Tyrone Brown	22.0
1993	A. Morgan	24.6
1992	A. Morgan	21.1
1991	Marcus Goodwin	20.3

1990	Rick Isaiah	20.9
1989	Corey Ivey	16.8
1988	Alan Smiley	21.9
1987	Renza Hughley	19.7
1986	Renza Hughley	22.2
1985	Eddie Harris	19.3
1984	Eddie Harris	19.8
1983	Arnold Smiley	18.2
1982	Eddie Harris	20.3
1981	Steve Morgan	22.6
1980	Arnold Smiley	19.4
1979	Mike Alston	13.8
1978	Willis Bell	20.7
1977	Mike Alston	22.8
1976	Irv Kenerly	19.8
1975	Carl Fortman	15.5
1974	Randy Whatley	21.4
1973	Randy Whatley	23.5
1972	Jim Mulinix	21.6
1971	John Saunders	13.7
1970	Glyn Smith	25.0
1969	Dan Crockett	16.4
1968	Dan Crockett	27.5
1967	David Witkowski	19.6
1966	Don Thomas	19.4
1965	Willie Loper	23.1
1964	Willie Loper	24.9
1963	Jim Grey	19.4



**Diontae Johnson**



# MAC Championship Game



Logan Woodside was named MVP of the 2017 MAC Championship Game.

## MAC CHAMPIONSHIP GAME RESULTS

Year	Results	Site	Att.
1997	<b>Marshall 34, Toledo 14</b>	<b>Marshall</b>	<b>28,021</b>
1998	<b>Marshall 23, Toledo 17</b>	<b>Marshall</b>	<b>28,085</b>
1999	Marshall 34, W. Michigan 30	Marshall	28,069
2000	Marshall 19, W. Michigan 14	Marshall	24,816
2001	<b>Toledo 41, Marshall 36</b>	<b>Toledo</b>	<b>20,025</b>
2002	Marshall 49, Toledo 45	Marshall	24,582
2003	Miami 49, Bowling Green 27	BGSU	24,813
2004	<b>Toledo 35, Miami 27</b>	<b>Detroit</b>	<b>22,138</b>
2005	Akron 31, Northern Illinois 30	Detroit	12,051
2006	Central Michigan 31, Ohio 10	Detroit	25,483
2007	Central Michigan 35, Miami 10	Detroit	25,013
2008	Buffalo 42, Ball State 24	Detroit	12,871
2009	Central Michigan 20, Ohio 10	Detroit	23,714
2010	Miami 26, Northern Illinois 21	Detroit	12,031
2011	Northern Illinois 23, Ohio 20	Detroit	13,052
2012	Northern Illinois 44, Kent St. 37 (2OT)	Detroit	18,132
2013	Bowling Green 47, N. Illinois 27	Detroit	21,106
2014	N. Illinois 51, Bowling Green 17	Detroit	15,110
2015	Bowling Green 34, N. Illinois 14	Detroit	16,425
2016	Western Michigan 29, Ohio 23	Detroit	45,615
2017	<b>Toledo 45, Akron 28</b>	<b>Detroit</b>	<b>16,225</b>

## MAC CHAMPIONS

1947 - Cincinnati	1972 - Kent State	1997 - Marshall
1948 - Miami	1973 - Miami	1998 - Marshall
1949 - Cincinnati	1974 - Miami	1999 - Marshall
1950 - Miami	1975 - Miami	2000 - Marshall
1951 - Cincinnati	1976 - Ball State	<b>2001 - Toledo</b>
1952 - Cincinnati	1977 - Miami	2002 - Marshall
1953 - Ohio	1978 - Ball State	2003 - Miami
1954 - Miami	1979 - CMU	<b>2004 - Toledo</b>
1955 - Miami	1980 - CMU	2005 - Akron
1956 - Bowling Green	<b>1981 - Toledo</b>	2006 - CMU
1957 - Miami	1982 - Bowling Green	2007 - CMU
1958 - Miami	1983 - NIU	2008 - Buffalo
1959 - Bowling Green	<b>1984 - Toledo</b>	2009 - CMU
1960 - Ohio	1985 - Bowling Green	2010 - Miami
1961 - Bowling Green	1986 - Miami	2011 - NIU
1962 - Bowling Green	1987 - EMU	2012 - NIU
1963 - Ohio	1988 - WMU	2013 - Bowling Green
1964 - Bowling Green	1989 - Ball State	2014 - NIU
1965 - BGSU/Miami	<b>1990 - Toledo/CMU</b>	2015 - Bowling Green
1966 - Miami/WMU	1991 - Bowling Green	2016 - WMU
<b>1967 - Toledo/Ohio</b>	1992 - Bowling Green	<b>2017 - Toledo</b>
1968 - Ohio	1993 - Ball State	
<b>1969 - Toledo</b>	1994 - CMU	
<b>1970 - Toledo</b>	<b>1995 - Toledo</b>	
<b>1971 - Toledo</b>	1996 - Ball State	

## MAC DIVISION CHAMPIONS

West Division	East Division
<b>1997 - Toledo</b>	1997 - Marshall
<b>1998 - Toledo</b>	1998 - Marshall
1999 - Western Michigan	1999 - Marshall
2000 - Western Michigan*/Toledo	2000 - Marshall*/Akron
<b>2001 - Toledo*/Northern Illinois/</b> <b>Ball State</b>	2001 - Marshall
<b>2002 - Toledo*/Northern Illinois</b>	2002 - Marshall
2003 - Bowling Green	2003 - Miami
<b>2004 - Toledo*/Northern Illinois</b>	2004 - Miami
<b>2005 - Northern Illinois*/Toledo</b>	2005 - Akron*/Miami/ Bowling Green
2006 - Central Michigan	2006 - Ohio
2007 - Central Michigan*/Ball St.	2007 - Miami*/Bowling Green/ Buffalo
2008 - Ball State	2008 - Buffalo
2009 - Central Michigan	2009 - Ohio
2010 - Northern Illinois	2010 - Miami
<b>2011 - Northern Illinois*/Toledo</b>	2011 - Ohio
2012 - Northern Illinois	2012 - Kent State
2013 - Northern Illinois	2013 - Bowling Green
<b>2014 - Northern Illinois*/Toledo</b>	2014 - Bowling Green
<b>2015 - Northern Illinois*/Toledo/</b> <b>Western Michigan/Central Michigan</b>	2015 - Bowling Green
2016 - WMU	2016 - Ohio*/Miami
<b>2017 - Toledo</b>	2017 - Akron

\* Advanced to MAC Championship Game by tiebreaker

# All-Time Record vs. Opponents

<u>OPPONENT</u>	<u>W</u>	<u>L</u>	<u>T</u>	<u>SERIES BEGAN</u>	<u>LAST PLAYED</u>						
Adrian	0	2	0	1919	1921	E. Tennessee St.	1	0	0	1995	1995
Air Force	1	0	0	2011	2011	E. Washington	1	0	0	2013	2013
<b>Akron</b>	<b>12</b>	<b>9</b>	<b>0</b>	<b>1923</b>	<b>2017</b>	Elon	1	0	0	2017	2017
Alma	0	2	1	1922	1927	Findlay	8	2	0	1917	1936
Appalachian State	0	1	0	2016	2016	Florida	0	1	0	2013	2013
Arizona	0	4	0	1985	2012	Florida International	1	2	0	2008	2010
Arizona State	0	1	0	1979	1979	Florida State	0	1	0	1986	1986
Arkansas	1	0	0	2015	2105	Fort Belvoir	0	1	0	1953	1953
Arkansas State	5	0	0	1990	2016	<b>Fresno State</b>	<b>1</b>	<b>2</b>	<b>0</b>	<b>2005</b>	<b>2016</b>
Assumption	1	1	0	1924	1925	Georgetown (KY)	1	0	0	1937	1937
Austin Peay	1	0	0	1988	1988	Grand Rapids	1	0	0	1923	1923
Baldwin-Wallace	6	2	1	1921	1959	Great Lakes	1	0	0	1947	1947
<b>Ball State</b>	<b>23</b>	<b>19</b>	<b>1</b>	<b>1975</b>	<b>2017</b>	Haskell Institute	0	0	1	1935	1935
Bates	2	0	0	1946	1948	Heidelberg	1	3	1	1930	1936
Bluffton	4	3	0	1921	1937	Hillsdale	3	4	0	1918	1960
Boise State	0	2	0	2010	2011	Illinois Wesleyan	2	0	0	1941	1942
Boston	0	2	0	1935	1936	Indiana	0	3	0	1989	1996
Boston College	0	1	0	2002	2002	Indiana State	1	0	0	1994	1994
<b>Bowling Green</b>	<b>39</b>	<b>39</b>	<b>4</b>	<b>1919</b>	<b>2017</b>	Iowa State	2	2	0	2006	2015
Bradley	7	1	0	1941	1961	Jefferson Barracks	1	0	0	1941	1941
Brandeis	0	0	1	1956	1956	John Carroll	7	6	2	1933	1954
Brigham Young	0	1	0	2016	2016	Kansas	1	3	0	1991	2007
Buffalo	7	3	0	1925	2013	Kent State	25	21	0	1942	2015
Butler	1	2	0	1940	1942	Kenyon	2	0	0	1933	1934
Camp Shelby	1	0	0	1941	1941	Liberty	3	0	0	1994	2007
Canisius	0	2	0	1947	1948	Long Island	0	2	0	1939	1940
Capital	2	2	0	1932	1935	Loras	0	1	0	1949	1949
Carnegie Tech	0	2	0	1923	1924	Louisiana Tech	0	2	0	1996	1999
Case	3	1	0	1934	1947	Louisville	3	5	0	1925	1981
Central Florida	1	2	0	1997	2002	Maine	1	0	0	2016	2016
<b>Central Michigan</b>	<b>25</b>	<b>18</b>	<b>3</b>	<b>1928</b>	<b>2017</b>	Marietta	1	0	0	1932	1932
Cincinnati	3	5	0	1921	2014	Marshall	22	18	1	1938	2003
Coastal Carolina	1	0	0	2012	2012	Massachusetts	5	1	0	1976	2015
Colorado	1	0	0	2009	2009	McNeese State	1	2	0	1980	2006
Colorado State	1	1	0	1970	1973	<b>Miami (Fla.)</b>	<b>0</b>	<b>2</b>	<b>0</b>	<b>1987</b>	<b>2017</b>
Connecticut	0	1	0	2004	2004	Miami (Ohio)	22	28	1	1938	2011
Davidson	1	0	0	1969	1969	Michigan	1	0	0	2008	2008
Davis & Elkins	2	0	0	1940	1951	Michigan "B" Team	0	1	0	1928	1928
Dayton	10	13	0	1924	1976	Michigan State	0	1	0	1925	1925
Defiance	7	4	0	1918	1933	Minnesota	1	3	0	1978	2004
Denison	1	1	0	1935	1936	Missouri	0	2	0	2013	2014
Detroit	1	4	0	1917	1964	Muskingum	4	0	0	1922	1957
Detroit Tech	3	0	0	1939	1941	Navy	3	1	0	1990	2013
East Carolina	2	2	0	1970	1981	<b>Nevada</b>	<b>4</b>	<b>0</b>	<b>0</b>	<b>1995</b>	<b>2017</b>
Eastern Illinois	2	0	0	1984	2000	Nevada-Las Vegas	2	1	0	1984	2003
Eastern Kentucky	3	2	2	1952	1959	New Hampshire	5	0	0	1947	2014
<b>Eastern Michigan</b>	<b>34</b>	<b>11</b>	<b>0</b>	<b>1923</b>	<b>2017</b>	North Dakota	2	0	0	1939	1949
						<b>Northern Illinois</b>	<b>31</b>	<b>14</b>	<b>0</b>	<b>1967</b>	<b>2017</b>
						Notre Dame "B"	0	1	0	1923	1923



# All-Time Record vs. Opponents

OPPONENT	W	L	T	SERIES BEGAN	LAST PLAYED					
<b>Ohio</b>	<b>31</b>	<b>21</b>	<b>1</b>	<b>1925</b>	<b>2017</b>	Texas-Arlington	2	0	0	1971 1972
Ohio Northern	0	3	0	1917	1930	Texas-El Paso	1	0	0	2005 2005
Ohio State	0	3	0	1998	2011	Tulsa	2	1	0	1962 2017
Ohio St. "B" Team	0	1	0	1932	1932	Utah State	0	1	0	2012 2012
Ohio Wesleyan	2	0	0	1937	1938	US Coast Guard	0	1	0	1942 1942
Oklahoma City	2	0	0	1948	1949	Valparaiso	1	0	0	1939 1939
Otterbein	3	0	0	1932	1936	Villanova	5	5	0	1963 1975
Penn State	1	0	0	2000	2000	<b>VMI</b>	<b>0</b>	<b>0</b>	<b>0</b>	<b>2018 2018</b>
Pittsburgh	1	2	0	2002	2006	Washington	0	1	0	1991 1991
Pittsburg St. (Kan.)	1	0	0	1950	1950	Wayne State	13	8	1	1919 1950
Purdue	3	3	0	1992	2010	Weber State	2	0	0	1996 2000
Quantico Marines	1	0	1	1965	1966	Western Carolina	1	0	0	1975 1975
Richmond	3	0	0	1968	1983	Western Illinois	1	0	0	2005 2005
St. Bonaventure	0	1	0	1950	1950	<b>Western Michigan</b>	<b>41</b>	<b>30</b>	<b>0</b>	<b>1939 2017</b>
St. Joseph	1	1	0	1938	1941	Western Reserve	2	7	1	1919 1954
St. Mary's (Texas)	2	0	0	1938	1939	West Liberty	1	0	0	1938 1938
San Jose State	1	0	0	1981	1981	West Virginia	0	1	0	1937 1937
Scranton	0	2	0	1939	1940	Wichita State	2	2	0	1946 1986
South Dakota St.	1	1	0	1947	1962	William & Mary	1	0	0	1970 1970
Southern Illinois	3	0	0	1963	1993	Wisconsin	0	2	0	1982 1989
Springfield	2	0	0	1948	1949	Wittenberg	0	1	0	1927 1927
Stony Brook	0	0	0	2015	2015	Wooster	0	1	0	1920 1920
Syracuse	0	3	0	1999	2011	Wyoming	1	1	0	2010 2012
Tampa	0	3	0	1972	1974	Xavier	4	9	0	1926 1973
Temple	8	3	0	1961	2015	Youngstown State	4	2	1	1942 1961



Toledo recorded its first win against an SEC school with a 16-12 victory over Arkansas in 2015.

## RECORD VS. CONFERENCES

Records reflect conference affiliation of opponents as of June, 2018\*

**ACC:** 4-14

**American:** 19-15

**Big 12:** 3-5

**Big Ten:** 6-17

**Conference USA:** 24-22-1

**Mid-American:** 316-234-11\*

**Mountain West:** 11-8

**Pac-12:** 1-6

**SEC:** 1-3

**Sun Belt:** 7-1

**FBS Independents:** 5-2

**FCS Schools:** 23-2 (since Division I split into two divisions in 1978)

\* Includes MAC games vs. teams no longer in the conference





# The University of Toledo





# University History & Traditions

## UNIVERSITY ORIGIN

The University of Toledo was founded by Jesup Wake-man Scott on October 12, 1872 as a private arts and trades school, known as Toledo University of Arts and Trades, offering painting and architectural drawing as its only subjects. Scott, the editor for the Toledo Blade newspaper from 1844 to 1847, was a public-spirited Toledoan who felt the city should have a university to train young people for responsible positions in the growing community. Scott's dream led him to endow 160 acres of land which later became the Scott Park Campus. Scott died in 1874 and the school was forced to close in 1878 due to a lack of funds. On January 8, 1884, the assets of the university were turned over to the city of Toledo and the school reopened that year as the Manual Training School, later changing its name to Toledo University.

In 1922, the university moved into an automobile mechanics training facility on Scott's land that had been constructed during World War I. After the Toledo voters passed a bond levy in 1928, the main campus was moved north to the land located on Bancroft Street, with University Hall being the first building constructed in 1931.

On July 1, 1967, the University was given the status of a state-funded university by the Ohio General Assembly and became known as the University of Toledo. On July 1, 2006 the University merged with the Medical University of Ohio, making UT one of only four institutions in the state with a medical school and a law school.







# University History & Traditions

## THE BELL TOWER AND UNIVERSITY HALL


President Henry J. Doermann, the father of the Bell Tower and the university's structural design, wanted all of the buildings on Bancroft Campus to be of a Collegiate Gothic architectural design to reflect the best design elements of the universities of Europe. President Doermann felt such architecture would provide an atmosphere to inspire students. He also dreamed of a central tower that could be spotted from anywhere on campus. President Doermann went against the objections of many Toledoans who felt the design was too extravagant and a waste of money. He knew how much this Tower would mean to the UT community; therefore, he set out and accomplished his lofty goal of building the beautiful high structure that resides at the north center part of Bancroft Campus. Residing on the top four corners of this architectural gem are four gargoyles which overlook and guard the University of Toledo.

The 156-step, 206-foot Bell Tower sits atop of University Hall. Completed in 1931, University Hall was the first building built on Bancroft Campus. It took 400 men nearly one full year to complete University Hall and the second building built on campus, the Field House. The Collegiate Gothic structural design for University Hall set the standard for all other buildings to be constructed on the University of Toledo's Bancroft Campus.

## CENTENNIAL MALL

During the Blizzard of 1978, the land in mid-campus, which used to be a faculty parking lot and Army barracks, was completely covered by snow. Graduate students in the university's geography department conducted a study and photographed the paths on the snow made by students walking to class. The design of the sidewalks in Centennial Mall was then constructed using the layout of those paths.

There are 290 trees located in the 9.7 acres of Mall area. This shrine of trees is known as the Circle of Champions. Centennial Mall was completed in 1980 and provides the campus with an environmentally friendly look, which contributes to UT's ranking as one of the "100 most beautifully landscaped places in the country," according to the American Society of Landscape Architects. Only 22 college campuses are on the list.







# University History & Traditions



## THE UNIVERSITY SEAL

The University of Toledo's Seal was placed in the middle of Centennial Mall and dedicated on October 23, 1995 by the Student Alumni Council, with the support of various campus and community organizations. A tradition that was formally started by Omicron Delta Kappa, as part of their ritual, is that no Rockets past, present, or future who cross this path on their educational journey shall ever step on the seal. This is every Rocket's sign of respect and gratitude for our great university. It is a UT myth, and believed to be true, that if you step on the seal in Centennial Mall you will fail your next exam.

## TOLEDO EDISON MEMORIAL FOUNTAIN

The Toledo Edison Memorial Fountain, a gift to The University of Toledo by the Toledo Edison Co. for the Centennial of Light (1879-1979), is located on the north side of the Student Union and was built when Centennial Mall was constructed in 1980. The fountain, designed by Toledoan Phyllis Nordin, was turned into a flowerbed for four years because the rusted pipes of the fountain would have cost \$50,000 to repair. After a fundraising effort by Student Government President Kevin Hopkins, Toledo Edison, and many others, the flowerbed was restored back into a fountain in 1997.







# Athletic Traditions

## NICKNAME ORIGIN

When the University of Toledo played then-powerful Carnegie Tech in football in 1923, Pittsburgh sports writers were surprised to learn that UT did not have a nickname. Pittsburgh writers pressed James Neal, a UT student working in the press box, to come up with a nickname.

Despite UT's 32-12 loss, the student labeled the team "Skyrockets," obviously impressed by his alma mater's flashy performance against a superior team. The sportswriters shortened the name to "Rockets," which has been used since.

Many other suggestions for UT's nickname have been considered through the years, including a Spanish theme of Toreadors or Bulls, in honor of Toledo's sister relationship with the city's namesake in Spain. Others included Commodores, Turtles, Bancroft Highwaymen and Jeeps.

Toledo teams were referred to as the Blue and Gold, Munies (for municipal university) and Dwyer's Boys (after head football coach James Dwyer) in sports stories prior to 1923.

## SCHOOL COLORS

Midnight Blue and Gold were selected as the school's official colors by the Varsity 'T' club, at its organizational meeting on December 1, 1919. Ten of the 14 football lettermen met to form the club, and also chose Ed Stader as their first president.

### FIGHT SONG "U OF TOLEDO"

Chorus

U of Toledo, we'll fight for you  
(Fight! Fight! Fight!)

U of Toledo, we love the Gold and Blue  
(Let's go Blue!)

Men of the Varsity, the enemy must yield,  
We'll fight just like our ancestors  
and march right down the field!  
T-O-L-E-D-O, Toledo!

### ALMA MATER "FAIR TOLEDO"

In tower shadows voices now raising,  
To alma mater Golden and Blue,  
Fair Toledo praise to thee,  
Portal of learning ever be,  
Hallowed halls we shall revere,  
Vow to keep thy memory dear.



## THE FIGHT SONG

"U of Toledo" was written in 1932 by Dave Connelly, UT athletic director and baseball coach through much of the 1930s and 1940s. Connelly loved to sing, but had never studied music. He wrote the words for "U of Toledo" and sang the melody to a family friend, Bernie Jones. Jones played it on the piano and put it to music.

The tune remained largely unchanged until 1975, when UT associate professor of music David Jex arranged the current version.

## THE ALMA MATER

"Fair Toledo" was selected from eight entries which were submitted in the UT Alma Mater Song Contest, sponsored jointly by the Student Senate and the Alumni Association in 1959. The competition was held to replace "Golden and Blue," set to "Amici," a tune used by various universities.

While driving to work, Gilbert Mohr heard Jim Uebelhart announce the contest on the radio in January of that year. An amateur songwriter, Mohr began humming different tunes, and later with his wife, Jean Strout, wrote the lyrics. Their alma mater entry won the contest and the couple received a \$100 government bond. "Fair Toledo" debuted at halftime of the Marshall-Toledo basketball game on March 2, 1959.





# Athletic Traditions

## THE CANNON

Everyone who attends a Rocket football game is familiar with the “boom” of the cannon when the Rockets score. The tradition of the cannon originates from 1966 when Pi Kappa Phi member Walt “Swift” Piotrowski saw a canon being shot off at a University of Texas game. Another fraternity brother, John “Tank” Drake, was able to obtain a Civil War era canon. That canon was in use until it was replaced by a brand-new cannon in 2010.

The canon was first fired at the football game vs. Xavier on Sept. 17, 1966 from the top east stone tower in the Glass Bowl. The cannon continued to be fired from this position until 1989, when it had to be moved to the field because of structural concerns with the stone towers. From 1990 to 2008 the cannon was fired from field level until it was moved to the east balcony of the Larimer Building for safety reasons. In 2009 the cannon returned to its original position on the east tower.

Blasts are fired at the beginning of each home game, at the end of each half, and after every Rocket score.



## THE ROCKET

In 1961, the University of Toledo procured a genuine Nike-Ajax missile from the U.S. Army missile program. Simply known as “The Rocket,” it was placed behind the crossbar of the north end goalpost, where the Larimer Athletic Complex resides today. During the renovation in 1989-90, the Rocket was moved to its present day position on the northeast corner of the Glass Bowl, just outside of the wall. The one-ton Rocket carries two sets of fins and a propellant boost capable of guiding the missile to supersonic velocity. In 2004, the rocket was refurbished and painted midnight blue and gold.

Legend has it that the rocket’s trajectory is pointed toward Bowling Green State University, 25 miles south. If the Rocket were to be lit, it is said, it would blast off and land directly on the 50-yard line of the Falcons’ Doyt Perry football stadium.





# Athletic Traditions

## THE SPIRIT ROCK

In 1968, Nicholson Concrete and Supply Co. donated an eight-ton rock to the University of Toledo as a symbol of the spirit of its student body. The Spirit Rock was originally located on the grass between the William S. Carlson Library and the Student Union. The large rock marked the final resting place of the old Bancroft High image of UT. The original Spirit Rock was moved by the university in order to make room for the Student Union expansion, and now resides by the pond at Scott Park Campus.

The current Spirit Rock on main campus was donated to the university in 1997 and placed in the Flatlands. Over the years, the rock has been a site for many Rocket pep rallies. The Spirit Rock has been tarred and feathered, burnt, and painted hundreds of times, but it is tradition to paint it only during twilight hours.



## THE BATTLE OF I-75

Just 20 miles of highway on I-75 separate the University of Toledo and Bowling Green State University, considered by many observers to be the greatest rivalry in the Mid-American Conference. These two universities first met on the gridiron in 1919, playing 12 times before the series was discontinued following the 1935 game (a 63-0 Toledo triumph).

The rivalry resumed in 1948 and has been stirring up emotions on both sides ever since. Bowling Green leads the all-time series, 39-36-4, though UT has won seven straight and is 16-6 vs. the Falcons over the last 22 seasons.

From 1980-2010, the trophy that traded hands between Toledo and Bowling Green was referred to as "The Peace Pipe Trophy." Beginning in 2011, the schools retired the trophy out of respect to Native American culture, and began using the "Battle of I-75" trophy, a dense bronze and granite sculpture weighing more than 50 pounds when including its base.





# Athletic Traditions



## THE CHEERLEADERS

Providing the spirit at all home and road football games are the cheerleaders. The cheerleaders are also at every home men's and women's basketball game, and numerous public appearances on behalf of the UT Athletic Department.

The UT cheerleading squad consists of a varsity and a junior varsity squad. There is a total of 34 members—16 varsity, 16 junior varsity and two mascots.

The varsity squad practices throughout the summer in preparation for the coming season. The varsity squad travels to all the away football games, and cheers on the men's basketball team. For football games, the varsity squad is stationed primarily in the southeast corner of the stadium.

The JV squad cheers at every home football game and the women's basketball games. For football games, the JV squad is stationed primarily in the southwest corner of the stadium.



## THE MARCHING BAND

The Rocket Marching Band is dedicated to excellence in performance, as well as the musical and social enrichment of its members. The Rocket Marching Band provides quality entertainment and spirit promotion at UT functions and athletic events. In addition, the band has appeared at professional football games, college bowl games and many high school marching band festivals.

The band consists of students from large cities, small towns and rural areas, pursuing a myriad of careers and majoring in everything from architecture to zoology. The Rocket Marching Band has proudly represented UT with professionalism, dignity, spirit and excellence.

Auxiliaries to the Rocket Marching Band include the Dancing Rock-ets and the Flag Line. The Rock-ets constitute a dance line of approximately 14 women who are chosen each spring by a special audition. The Flag Line is comprised of approximately 28 women who primarily twirl flags during Rocket Marching Band pre-game and half-time shows.





# Athletic Traditions

## ROCKY THE ROCKET (AND ROCKSY)

Rocky the Rocket, the University of Toledo's mascot, began in the 1966-67 academic year by the Spirits and Traditions committee, an appendage of Student Government, with various students being chosen to dress up for a couple different games. Then in the fall of 1968, Rocky was taken under the wing of Dan Seemann, Director of Student Activities at the time, and the first official Rocky the Rocket, Bill Navarre, emerged. Navarre displayed his super spirit at UT both home and away football and basketball games in the Rocky the Rocket costume, which was made by the theater department seamstress. The costume was essentially a wastepaper basket with a pointed rocket top made of papier-mâché.

Over the years Rocky's costume has changed many times. In the early 70s, Rocky wore a tall metal rocket helmet with many different jumpsuit type outfits, including such items as bellbottom pants. Then, in 1977, an authentic spacesuit, helmet, and boots were donated to the university by the NASA Space Center in Houston, Texas with the help of former Ohio astronaut and senator, John Glenn. The space suit was used for football games, but because of its mass, a lightweight replica was used for the basketball season. Both suits were used until 1980 when Rocky took on a more futuristic look in a costume that was designed to present more of a space rocket image.

Another Rocky costume, which was plush with huge feet, was introduced in 1983, but was only used until 1986 when a big blue plush Rocky with smaller feet was unveiled. Throughout the late 1980s and most of the 1990s only minor changes were made to Rocky's costume.

In 1998, at the Bowling Green football game, a new Rocky arrived at midfield via helicopter. The new Rocky had a blue and gold rocket-man costume, complete with jetpack and astronaut helmet.

The latest Rocky, which was unveiled in fall of 2008, maintains the futuristic space concept but is depicted more as a cartoon super hero. He was joined by a female companion, Rocksy, in 2010.







# Athletic Traditions



## ROCKET FANATICS

The Rocket Fanatics were organized in 1995 in an effort to increase student spirit, pride, attendance and participation. Today, every UT student is considered a Rocket Fanatic the minute they enroll at the University of Toledo. The group exploded in popularity in 2000, when the Fanatics adopted the Athletic Department slogan, “See You at the Game,” and began distributing thousands of Rocket Fanatic t-shirts to UT students. Waves of Rocket Fanatic t-shirts can now be seen in the student sections of the Glass Bowl and Savage Arena.



## THE BLUE CREW / TRUE BLUE

“The Blue Crew” and “True Blue” are secret societies of spirited individuals who represent the pride inside of every Rocket. These organizations consist of UT students who are fully dedicated to instituting, reviving, and maintaining the University of Toledo’s traditions. Each member is hidden under an assumed identity and name.

The Blue Crew and True Blue attend all home University of Toledo sporting events, and as many away games as possible.







# Athletic Traditions

## THEY SUPPORT THE ROCKETS

### The Rocket Fund

The Rocket Fund is the UT Athletic Department's official annual giving program. Over 1,100 Rocket fans are donors to the Rocket Fund at the \$100 gift level and up. Gifts may be designated for operations for a particular sport, for scholarship aid, or for unrestricted use. Benefits are provided at all gift levels of \$100 or more. For more information on the Rocket Fund, visit our website at [www.utrockets.com](http://www.utrockets.com) or call the Athletic Development Office at 419-530-4183.

### Downtown Coaches Association

The Downtown Coaches Association is a support group whose purpose is to promote, encourage and stimulate interest in intercollegiate athletics at the University of Toledo. It was founded in 1937 by athletic director and head football coach Doc Spears. For 80 years, the DCA has sponsored Monday luncheons and assisted in the department's fundraising efforts, such as the 50/50 raffle at football and basketball games.

In 2008, the DCA made a major commitment to the Building Champions Campaign to name the "Wall of Champions" in the Sullivan Athletic Complex. The wall features photos of every Rocket MAC Championship team. In 2015, the DCA converted the traditional 50/50 system to an electronic version, increasing

the fan experience, overall 50/50 sales and support of Rocket Student-Athletes.

### The Varsity 'T' Club

The Varsity T Club is a support group of former varsity letter-winners whose purpose is to support Rocket Athletic programs through service projects and special events. The Varsity T Club provides financial assistance to the athletic department on an annual basis.

Over the years, the club has provided over \$100,000 to fund the purchase of weight equipment in the Larimer and Savage Hall weight rooms. The club has also supported the replacement of the Glass Bowl turf, the student-athlete handbook, senior scholar-athlete receptions and made a major commitment to the Building Champions Campaign to name the Hall of Fame area in the Sullivan Athletic Complex at Savage Arena. Each fall, the club hosts the annual Varsity T Hall of Fame banquet and induction ceremony.

The Varsity T Club also funded the construction of the Varsity T All-Sports Pavilion, located just south of the Glass Bowl. The club sponsors pregame tailgate receptions prior to all home football games for club members and guests.







# President Sharon Gaber

Dr. Sharon L. Gaber began her tenure as the 17th president of The University of Toledo in July 2015. An academic with a background in city and regional planning, she came to the UT presidency following six years as provost and vice chancellor for academic affairs at the University of Arkansas. She also has been a faculty member and administrator at Auburn University and the University of Nebraska.

At UT, Dr. Gaber is focused on elevating the national stature of one of the country's most comprehensive institutions of higher education through increases in externally funded research, student enrollment and graduation rates, philanthropic support, and the recruitment of leading academic and clinical faculty.

During her first two years at UT, Dr. Gaber has: increased student enrollment; strengthened the University's focus on research, including expanding opportunities for students; increased programs and training to improve diversity and inclusion, as well as sexual assault awareness; implemented myriad strategies to promote student success, including requiring second-year students to live on campus and developing programs to help students transfer to UT, as well as graduate earlier; launched additional communication channels for faculty, staff and students; increased faculty and staff recognition; launched the UT Leadership Institute; and enacted numerous cost-saving measures while seeking new ways to generate revenue to help keep a UT degree



affordable.

Dr. Gaber has secured millions in research funding and is the author of more than 40 peer-reviewed articles researching and analyzing regional and urban planning, public policy and the social dynamics that affect community decision-making. She also is the co-author of a book on planning research methods. She currently serves on the boards for the Toledo Regional Chamber of Commerce and the Regional Growth Partnership.

Dr. Gaber earned her bachelor's degree from Occidental College in Los Angeles, a master's degree from the University of Southern California, and her doctoral degree in city and regional planning from Cornell University. She is the mother of three, including a daughter who is a student at UT.

## UT BOARD OF TRUSTEES

Mary Ellen Pisanelli, Chair (2023)  
Alfred A. Baker, Vice Chair (2025)  
Sharon Speyer (2019)  
Jeffrey C. Cole (2020)  
Pat D'Ermo (2021)  
Steven M. Cavanaugh (2022)  
Will Lucas (2024)  
Patrick Kenney (2026)  
Christine Brennan, national trustee (2019)  
Roy V. Armes, national trustee  
Birdel F. Jackson III, national trustee  
Hedyeh Elahinia, Student Trustee (2019)



# Vice-President and Athletic Director Mike O'Brien

Now in his 17th year as vice-president and athletic director at the University of Toledo, Mike O'Brien has helped shape the UT Athletics program into one of the very best in the Mid-American Conference. Whether embarking on ambitious capital projects or nurturing the athletic and academic achievements of UT's student-athletes, O'Brien has left a legacy of success that few can match.

O'Brien, who has the second-longest tenure among ADs in the MAC, is recognized as one of the leaders among NCAA Division I athletic directors. In 2012, he was named the Football Bowl Subdivision Northeast Region Athletic Director of the Year by the National Association of College Directors of Athletics.

O'Brien's term at Toledo has seen the school raise the bar in athletic and academic achievement. Since becoming the school's 13th athletic director on Jan. 22, 2002, the Rockets have won or shared 33 MAC division, regular-season and tournament titles. In that same span, UT has made 10 bowl appearances in football; four NIT appearances in men's basketball; an NCAA Tournament appearance in women's basketball in 2017, as well as seven WNIT appearances, including a WNIT championship crown in 2011.

In addition, women's soccer has advanced to the NCAA Tournament five times, while men's golf has competed in the NCAA Championships twice. UT women have qualified for the NCAA Championships in either track or cross country a total of 20 times and received All-America recognition 10 times since

2002. In women's swimming & diving, five Rockets have qualified for the NCAAs, with one earning All-America honors on two occasions. The Rockets have won the Jacoby Trophy as the MAC's top women's athletic program twice in O'Brien's reign, in 2011-12 and 2017-18. In 2011-12, UT won the Cartwright Award, given annually to the MAC athletic program with the highest degree of excellence in academics, athletics and citizenship.

In the classroom, UT has produced overall department grade-point averages above a 3.2 in each of the past seven semesters, and above a 3.1 in the past 19 consecutive semesters. In the 2017 fall semester, UT student-athletes achieved a record GPA of 3.290.

UT has won the Mid-American Conference Institutional Academic Achievement Award, presented annually to the school with the highest grade point average, in four of the last six years, taking the top spot in the MAC in 2011-12, 2012-13, 2014-15 and 2015-16. The UT men's program earned the Faculty Athletics Representative (FAR) Academic Achievement Award for having the overall highest grade point average rank in 2009-10, 2010-11 and 2015-16.

O'Brien has also been an instrumental force in initiating some of the most ambitious construction projects in school history. No fewer than five major projects have been completed during O'Brien's tenure, as well as numerous smaller ones, most recently renovation projects at the Glass Bowl and Savage Arena in 2016.

The building boom of capital projects began shortly after O'Brien's arrival at UT and has never relented. First on



the agenda was the renovation of the outdoor track, tennis courts and soccer field, which were finished between 2004-06.

O'Brien next secured significant funding for the Athletics capital campaign for the new Charles A. Sullivan Athletic Complex and Savage Arena renovation project, including a \$5 million gift from Chuck and Jackie Sullivan. The \$30 million facility, which debuted on Dec. 3, 2008, can rightfully claim to be one of the premier facilities of its kind in the country. Changes to Savage Arena included a new seating configuration, improved fan amenities, new locker rooms and offices, new suites and loges, as well as a new video scoreboard and sound system. The Sullivan Athletic Complex features a beautiful glass atrium entrance to Savage Arena, a ticket office, the Varsity 'T' Hall of Fame and "Rocky's Locker," a merchandise store devoted exclusively to selling Rocket gear and souvenirs.

The next addition to the Rockets' building spree was the completion of the Fetterman Training Center in 2010. The Fetterman Training Center is a 90,400 square-foot indoor multi-sport practice facility that features a 100-yard FieldTurf playing surface, a regulation basketball/volleyball court, sprinting lanes and a long jump pit for track, a golf practice area and new golf locker rooms. As part of the project, improvements were also made to the adjacent UT Outdoor Track, including new permanent bleacher seating, a press box and elevated viewing platforms.

In August of 2014, a \$5.5 million renovation of the Larimer Athletic Complex was completed. Highlights of the renovation included an upgraded academic center that will be used by all student-athletes; an enhanced locker room area; a larger, more modern weight room; renovated offices; and new coaches' meeting rooms. In addition, a dynamic new entry-way into Larimer was constructed on the east side of building.

In 2016, a Savage Arena expansion created new offices for the men's and women's basketball programs, as well as a significant increase in the size of the Joe Grogan Room. Also in 2016, a renovation project at the Glass Bowl updated concessions, restrooms and other fan amenities on the east side of the stadium.

Among O'Brien's other accomplishments are adding Ohio State, Miami (Fla.), Colorado, Purdue, Arizona, Missouri, Navy, Fresno State, Boise State, BYU, Iowa State, Colorado State and Cincinnati to the home football schedule; securing Savage Arena as a site for the first and second rounds of the NCAA women's Basketball Championships in 2014; working with the Inverness Club to bring the 2009 NCAA Men's Golf Championships to Toledo; securing a multi-year deal with Learfield Sports to increase UT's advertising revenue; and joining forces with The Aspire Group to increase ticket sales. In 2017, O'Brien helped negotiate a six-year agreement that made Nike the official athletic footwear, accessory and equipment brand for



**Mike O'Brien, shown here with head football coach Jason Candle and UT President Sharon Gaber, has guided a UT program that has won 33 MAC titles and been to 10 bowl games in his tenure as athletic director.**

all 16 of Toledo's varsity sports.

O'Brien is a member of the NCAA Division I Council. He currently serves on the NCAA Women's Basketball Oversight Committee, and previously served on the Competition Oversight Committee. He also chairs the MAC Football Coaches Committee and was the conference's athletic director representative to the College Football Playoff Committee (formerly the Bowl Championship Series). He has served as the chair of the Mid-American Conference Athletic Director's Committee and was a member of the NCAA Division I Football Issues Committee.

Previous to his appointment at UT, O'Brien had 15 years of experience in athletics administration at four universities, Kansas State (associate A.D., 1997-2001), Lamar (athletic director, 1993-97), Pittsburgh (director of development 1989-93) and Ball State (marketing and development, 1986-89).

A native of Iowa City, Iowa, O'Brien earned a bachelor's degree in elementary education from Missouri Valley College in 1975, and has master's degrees in education from Wisconsin-River Falls in 1982 and in sports management from Western Illinois in 1986. Prior to his administrative career, O'Brien was an assistant basketball coach at three different schools from 1982-1986.

O'Brien and his wife Michelle have a son Jack (16).

## MIKE O'BRIEN'S FILE

### Education:

- Master's Degree in Physical Education, Western Illinois '86
- Master's Degree in Education, Wisconsin-River Falls '82
- Bachelor's Degree in Elementary Education, Missouri Valley College, '75
- Associate's Degree in Liberal Arts, Indian Hills (IA) C.C. '73

### Administrative Experience:

- |           |   |
|-----------|---|
| 2002-     | Vice President and Athletic Director, Toledo              |
| 1997-2001 | Associate Athletic Director, Kansas State                 |
| 1993-97   | Athletic Director, Lamar                                  |
| 1990-93   | Director of Development, Pittsburgh                       |
| 1989-90   | Assistant Director of Development, Pittsburgh             |
| 1988-89   | Director of Development and Marketing, Ball State         |
| 1986-88   | Administrative Asst. to the Athletic Director, Ball State |

### Coaching Experience:

- |         |   |
|---------|---|
| 1985-86 | Assistant men's basketball coach, Western Illinois      |
| 1984-85 | Assistant men's basketball coach, Wisconsin-Green Bay   |
| 1981-84 | Assistant men's basketball coach, Wisconsin-River Falls |

### College Playing Experience:

- |         |  |
|---------|--|
| 1973-75 | Basketball, Missouri Valley College        |
| 1971-73 | Basketball, Indian Hills Community College |

### Family:

Wife, Michelle, and son, Jack (16)



# Student-Athlete Academic Support Services

## STUDENT-ATHLETE ACADEMIC SERVICES (SAAS)

The Department of Intercollegiate Athletics recognizes the unique needs of student-athletes in regards to academic support and is committed to their overall success at the University of Toledo. The Rocket Academic Center is located in the Larimer Athletic Complex and is open to all student-athletes. This facility is wireless and includes academic staff offices and a full-service computer lab. Student-Athlete Academic Services (SAAS) staff provides a variety of services to assist student-athletes that includes course scheduling, monitoring eligibility, academic coach program, study hall, individualized and group tutoring, career preparation and community service engagement.

### Hours of operation

- Sunday: 5:00 p.m. - 9:00 p.m.
- Monday -Thursday: 8:15 a.m. - 9:00 p.m.
- Friday: 8:15 a.m. - 5:00 p.m. (study hall hours end at 1:00pm)

### SAAS STAFF

Ericka Lavender is in her fourth year as assistant athletic director for Student-Athlete Academic Services. She is responsible for the day-to-day operations of the Rocket Academic Center and coordinates academic support for her assigned student-athletes. She works with Men's Basketball and Football and serves on various campus committees.

Stacy Bowers is in her 23rd year with Student-Athlete Academic Services as an Academic Coordinator. Bowers coordinates academic services for Football, Men's Golf, Women's Golf and Softball. In addition, Bowers helps to organize Rocket Launch (new student orientation) and serves as the Liaison for TACADA.

Jerry Caplan is entering his second year as Academic Coordinator for Student-Athlete Academic Services. Caplan coordinates academic services for Football, Volleyball, Women's Tennis, and oversees Men's Tennis. He is also responsible for coordinating the "Why Not Us" program which is geared towards minority and international student-athletes.

Nikki Golston is starting her first year with Student-Athlete Academic Services as



the Learning Specialist and Tutorial Coordinator. Nikki will be responsible for SAAS Rocket Launch Tutorial program, Academic Coaches and partnering with the Learning Enhancement Center and Writing Center. She will be responsible for the day-to-day tutoring operations while managing her own caseload of student-athletes and supervising academic coaches. In addition, Golston serves as the liaison for the Office of Disability Services and UT Athletics CARE Team.

Jillian Lehman is entering her third academic year with SAAS, she is responsible for working with Baseball, Women's Basketball, Women's Soccer, Men's Cross Country, Women's Track & Field/Cross Country, and overseeing Swimming & Diving. She is also responsible for coordinating community service and the NCAA Student-Athlete Development programming, including community service for UT student-athletes to prepare them for life after sport.

Alyssa Gary is entering her second semester with Student-Athlete Academic Services, serving as the Assistant Athletic Academic Coordinator. She is responsible for working with Swimming & Diving, Men's Tennis and Women's Soccer. She also will be assisting with the coordination of Community Service, SAAC and NCAA Life Skills programming for UT student-athletes to prepare them for life after sport..

### ACADEMIC ADVISING

Student-athletes are assigned two academic coordinators (major advisor and athletic coordinator) during their time at UT. Both advisors work together to assist the student-athlete with creating balanced course schedules that meet degree requirements and will not interfere with athletic commitments. SAAS academic coordinators maintain files on all student-athletes

to monitor academic performance, NCAA eligibility and progress towards graduation. All tracking information (targeting reports, tutorial feedback, faculty academic progress reports, eligibility data and college advising documentation) is kept on file and communicated to coaches regularly.

### TUTORING

Tutorial assistance is available to all student-athletes through both the Rocket Academic Center and the University's Learning Enhancement Center (LEC) located in Carlson Library. SAAS provides tutors in math, science, economics, business, social science and humanities. Student-athletes can also visit the LEC, which offers tutoring in the to all UT students free of charge.

### ACADEMIC COACH PROGRAM

Academic coaches work one-on-one with freshmen, new transfer students and returning students who may struggle with study skills and are not performing well academically. The Academic Coach Program assists them with organizational skills, time management and study skills. Student-athletes will meet weekly or bi-weekly with their academic coach for 50 minutes to discuss their academic progress, upcoming assignments and weekly academic plan.

The goal of this program is to model time management skills and develop a comprehensive plan to assist the student-athlete in the transition from high school to college.

### STUDENT-ATHLETE DEVELOPMENT PROGRAM

Student-Athlete academic services (SAAS) is committed to providing a comprehensive program to support all UT student-athletes. UT's Student-Athlete Development program (previously known as the CHAMPS/Life Skills program) focuses on four areas of development: academic, personal, community service and career/professional development. SAAS collaborates with the Department of Athletics and other campus units, as well as the leaders in the Toledo community, to provide programming throughout the academic year.





# Regulations for Boosters

## ARE YOU A UT "ATHLETICS REPRESENTATIVE" (BOOSTER)?

The NCAA definition of a booster is very broad. Simply put, you are a booster if you have:

- Graduated from the University of Toledo.
- Purchased season tickets.
- Become a member of an organization that supports UT Athletics (Downtown Coaches, Varsity 'T', etc.).
- Made a donation to the Rocket Fund.
- Assisted a Toledo student-athlete in securing employment.

Once you become an athletic representative, you maintain that relationship forever, regardless of whether or not you remain in contact with the program.

## PERMISSIBLE ACTIVITIES FOR BOOSTERS

- Occasional meals provided to a student-athlete or team at the home of a booster or at an on-campus facility are permitted. The meal may be catered, and the booster hosting the meal may provide reasonable local transportation to the student-athlete(s) attending the meal (this event must be documented with the Compliance Office).

- Provide information to student-athletes on employment opportunities and internships.
- Please remember that student-athletes retain their status forever, just as boosters do. It is not permissible to provide benefits to a student-athlete simply because they have exhausted their athletics eligibility.

## PROSPECTIVE STUDENT-ATHLETES (PROSPECT)

A prospective student-athlete (e.g., prospect or recruit) is an individual who has begun classes for the ninth grade. In basketball, prospects are individuals who have begun classes for the seventh grade. This includes prep school and two-year college student-athletes as well.

It is important to remember that athletes are considered to be prospective student-athletes even after they have signed a National Letter of Intent and/or financial aid agreement. Prospects retain this status until they have attended classes or have attended practice.

It is not permissible for boosters to make in-person, on- or off-campus recruiting contacts and written, telephonic, or electronic communications with the prospect, the prospect's relatives or legal guardians, or the prospect's coaches.

## ENROLLED STUDENT-ATHLETES

A student-athlete, their relatives, or friends are not permitted to receive any special arrangement by an institutional employee or booster ("extra benefit") that is not authorized

under NCAA legislation. Examples of extra benefits include:

- Free or reduced cost services.
- The use of telephones or credit cards.
- Free or reduced cost entertainment services (free movie tickets, dinners, or professional sports tickets).
- A loan of money or guarantee of a bond.
- An automobile or the use of an automobile.
- Transportation.
- The signing or co-signing of a note with an outside agency to arrange a loan.

Student-athletes must ask themselves two questions when trying to determine if they are being offered an extra benefit:

- "Is this benefit available to any student at the University of Toledo?"

- "Am I receiving this benefit because I am a student-athlete?"

If a student-athlete can honestly answer "Yes" to the first question, and "No" to the second question, the benefit in many cases would not be an extra benefit.

## CONSEQUENCES OF NCAA VIOLATIONS

Booster participation in non-permissible activities may result in any of the following:

- A prospect may be declared ineligible to represent The University of Toledo.
- A student-athlete may be declared ineligible to compete for The University of Toledo.
- An entire athletic team may be declared ineligible to compete in MAC or NCAA competition.
- The institution may be placed on MAC/NCAA probation.
- MAC/NCAA championships may be vacated.
- Disassociation of booster from the institution and loss of season ticket privileges.

*Please make a concerted effort to understand the rules.*

*Should you have any questions regarding NCAA legislation, please contact:*



Brian Lutz  
Associate Athletic Director for Compliance  
(419) 530-8496  
brian.lutz@utoledo.edu



Kenny Shank  
Compliance Officer  
(419) 530-8493  
kenneth.schank@utoledo.edu



# Sports Medicine



**Assistant Athletic Director for Sports Medicine** Brian Jones

The primary goal of the Rocket Sports Medicine Department is to provide the best quality care to each and every student-athlete. The staff is trained to provide quick, accurate evaluations and expertise with the aid of excellent facilities and resources.

Injured student-athletes return to participation only when they are able to function on the field of play. The ability to function on the court, field or in the pool comes after thorough treatment and rehabilitation.

With the help of recent improvements in both the Savage and Larimer Athletic Training rooms, the Sports Medicine staff utilizes a variety of equipment and resources to hand-tailor a plan of care for each unique injury and student-athlete. The equipment attempts to simulate the same type of stress that is encountered while participating in a sport. Athletic trainers work to create an environment which is safe and yet conducive to the return of student-athletes to competition.

The athletic training staff consists of six full-time certified athletic trainers and eight certified graduate assistant athletic trainers: Associate Athletic Director for Sports Medicine Brian Jones; Assistant Director of Sports Medicine and Associate Head Athletic Trainer Brad Pierson; Associate Athletic Trainer/Head Football Athletic Trainer Adam Barta; Assistant Athletic Trainer/Assistant Football Trainer AJ Gar-

cia; Assistant Athletic Trainer Mackenzie Haines; Assistant Athletic Trainer Alex Shoup; and Michelle Harris, the Athletic Department's insurance resources specialist. Graduate assistant athletic trainers are Allison Frymier (cross country); Katelyn Lussow (football); Ben Morse (football/men's tennis); Emily Loew (softball); Kallie Hannon (baseball); Cale Chaltron (women's track & field); Jordan Jacobsen (women's swimming & diving); and John Walker (football/women's tennis).



The Athletic Training staff is also aided by Athletic Training students who work to earn a bachelors degree in athletic training while receiving daily hands-on learning and experience.

Dr. Roger Kruse serves as the University of Toledo Head Team Physician. Dr. Kruse has served on the NCAA Compleitive Safeguards Committee and served on the medical team at the 1994 Winter Olympics in Lillihammer, Norway, and the 1996 Summer Olympics in Atlanta. Dr. Kruse is aided by a team of two Sports Medicine Fellows and several other Primary Care Sports Medicine Physicians that help to cover the wide-range of student-athletes.

The University of Toledo is also very fortunate to have Dr. Patrick Siparsky and Dr. David Sohn as its orthopedic consultants.

As a result of the merger of the University of Toledo and the Medical College of Ohio in 2006, the University Medical Center has become very involved in providing health care services to all University of Toledo student-athletes. Experts from all areas of medicine are readily available to provide University quality health care to all of our student-athletes.








# Strength and Conditioning

## TOLEDO ROCKET FOOTBALL STRENGTH AND CONDITIONING

At the University of Toledo, strength and conditioning is viewed as an important variable for our football players to increase their genetic potential and athletic performance. Under the supervision of Director of Football Strength and Conditioning Brad Bichey, the Rocket Strength program covers all components of physical, mental, and work toughness. The program will also work on key components such as strength, power, explosiveness, speed, agility, quickness, conditioning, balance, mobility and flexibility. The more abilities an athlete can develop will ultimately increase their athletic performance and self-confidence. Most importantly, strength training will help minimize injury, decrease rehabilitation time and give purpose to the entire program... that is the "TOLEDO TOUGH" CULTURE!

## TOLEDO ROCKET FOOTBALL STRENGTH AND CONDITIONING PHILOSOPHY

The Toledo Strength and Conditioning program is based on a precise, periodic year round plan of training. The ultimate goal is to safely and effectively train hard in order to become the best football player possible. All training phases will be based on the progressive overload principle. Our program will challenge the student-athletes both physically and mentally, and allow them to grow not only as student-athletes, but as young men. The strength staff is dedicated to giving each student-athlete the best "hands-on" training possible, building team cohesiveness and mental toughness through a disciplined, intense and energetic approach. All student-athletes are educated on hydration, nutrition, and recovery to help enhance performance to their maximum capabilities.



Football strength coach Brad Bichey



The strength and conditioning room in the Larimer Athletic Complex has open views of campus.





# Media Information



## THE ATHLETIC COMMUNICATIONS OFFICE

The Athletic Communications Office handles external communications for the Athletic Department, including all media requests. We are located on the fourth floor of the Sullivan Athletic Complex in Savage Arena.

## FOOTBALL PRESS BOX

The press box for football is located in the Gerber Media Center in the Glass Bowl Press Tower. Enter at the west side of the stadium (behind the press box) and take the north elevator (marked "MEDIA" in yellow lettering) to the third level.

## MEDIA SERVICES

Credentials for Rocket home games are issued to professional working media only and should be requested at least one week in advance of the game. Credentials should be arranged by contacting the athletic media relations office. Spouses, dates, non-workers and children under the age of 16 are not permitted in the working media area. Seating for scouts is based on availability. Telephones will be available before, during and after the game for media use. A pregame meal is served approximately 90 minutes prior to kickoff.

## PARKING

Media parking on Game Day is provided in Lot 18, across the street from the Glass Bowl (behind the Student Rec Center). Please request parking passes at least two weeks in advance. For parking on campus other than Game Day, please contact the Athletic Communications Office.

## VISITING RADIO

One analog telephone line, one ISDN line and an ethernet port are provided for the official radio station of the visiting team by WSPD. Visiting stations who wish to have additional lines installed—at their expense—may do so by contacting the University of Toledo's Athletic Communications Office.



## UT ATHLETIC DEPARTMENT INTERVIEW POLICY

All media interviews with UT student-athletes not conducted at practice or after a game must be arranged through the UT Athletic Communications Office. True freshmen football players are not available for interviews until the semester after their first season.

## MEDIA ACCESS TO FOOTBALL PRACTICE

Media are invited to attend the first 20 minutes of practice on the first day of practice during the week leading up to the game (Tuesdays for Saturday games) by appointment only. Call associate athletic director for communications Paul Helgren.

## FOOTBALL INTERVIEW SCHEDULE AND POLICIES

Head coach Jason Candle and players will be available at the Larimer Athletic Center on Monday afternoons throughout the season (1:00 for Coach Candle, 1:15 for players). Two players will be chosen by Coach Candle. Requests for other players will be considered on a case-by-case basis. Requests must be received by Paul Helgren by noon on Sunday. *NOTE: Day for weekly media session may vary for week's with mid-week games.*

Players may also be requested for phone interviews on Monday afternoon, or in-person or on the phone after Tuesday and Wednesday practices, by appointment only. These interviews are at the discretion of Coach Candle.

Coach Candle is available to the media every Monday at 9:38 a.m. (ET) during the season via the MAC teleconference. This teleconference is for working media only. Call the UT Athletic Communications Office for the access code. Coach Candle is also available for interviews after practice Tuesday and Wednesday by appointment only.

No media interviews will be allowed for times other than those listed above except by special arrangement. Arrangements for other interviews should be made through the Athletic Communications Office at least one day in advance.



# Media Information

## THE MAX E. GERBER MEDIA CENTER

## ATHLETIC COMMUNICATIONS STAFF



**Max Gerber  
1929-2017**

The Max E. Gerber Media Center ranks as one of the finest college football media facilities in the country. The Gerber Media Center, named for longtime UT sports information director Max Gerber, features modern accommodations for more than 80 writers and broadcasters. A three-tiered central area features seating for 55 reporters and staff, along with a sizeable standing area. The center also has three radio booths, a large television production area and a control center for the PA and videoboard. Additional space for TV cameras can be found on the press tower roof. Monitors, which show the closed-circuit broadcasts of the game as well as replays, can be found throughout the center.

Gerber served as UT's sports information director from 1960-88. Gerber was tireless in his efforts to promote the Toledo football teams that went undefeated in three consecutive seasons from 1969-71. He also served during the glory years of the men's basketball program, which enjoyed a 23-2 season in 1966-67 and a Sweet 16 run in 1979 among its three trips to the NCAA Tournament during his tenure.

Gerber passed away at the age of 88 in June of 2017.

### **Paul Helgren (Michigan '85)**

Associate AD for Communications  
21st year at UT  
paul.helgren@utoledo.edu  
@UTPaulHelgren  
Office: (419) 530-4918  
Cell: (419) 262-3861



**Paul Helgren**

### **Steve Easton (Bowling Green '91)**

Associate Communications Director  
20th year at UT  
steven.easton@utoledo.edu  
@UTSteveEaston  
Office: (419) 530-4921  
Cell: (419) 262-3953



**Steve Easton**

### **Brian DeBenedictis (Toledo '98)**

Women's Basketball Director of Communications  
19th year at UT  
brian.debenedictis@utoledo.edu  
@UTDeBenedictis  
Office: (419) 530-4919  
Cell: (567) 249-6333



**Brian DeBenedictis**

### **Chris Cullum (Miami (Ohio) '13)**

Assistant Communications Director  
2nd year at UT  
christopher.cullum@utoledo.edu  
Office: (419) 530-4913  
Cell: (630) 220-4147



**Chris Cullum**

### **Will Edmonds (Ohio '17)**

Communication Intern  
1st year at UT  
william.edmonds@UToledo.Edu  
Office: (419) 530-4922  
Cell: (614) 716-8847



**Will Edmonds**

### **Katherine Jamtgaard (Northern Iowa '17)**

Digital Media Intern  
1st year at UT  
katherine.jamtgaard@utoledo.edu  
@UTJamtgaard  
Office: (419) 530-4926  
Cell: (515) 341-2537



**Katherine Jamtgaard**



# Media Information

## UNIVERSITY OF TOLEDO ROCKET FOOTBALL NETWORK

Presented by the University of Toledo Medical Center

The 2018 football season marks the 10th season of the Rocket Sports Radio Network. The rights holder for Rocket sports, Rocket Sports Properties (a property of Learfield), secured the University of Toledo Medical Center (UTMC) as the naming sponsor beginning in 2009. The partnership provides UTMC rights to the radio network for football, men's basketball, women's basketball and coaches shows.

In 2009, Rocket Sports Properties created a regional network that carries University of Toledo football and basketball games throughout northern Ohio. The network includes flagship station WSPD (AM 1370) in Toledo; WMTR (FM 96.1) in Archbold; WOHF (FM 92.1) in Bellevue; WJMO (AM 1300) in Cleveland; WBVI (FM 96.7) in Fostoria; and WFGA (FM 106.7) in



Hicksville. WCWA (AM 1230) in Toledo also carries UT women's basketball games.

The 2018 season will mark the 52nd year that Rocket football games will be broadcast on WSPD. WSPD, which has a continuous 5,000-watt signal, has broadcast UT football and basketball games for all but one year since 1965. For every Rocket football game, WSPD will carry a 90-minute pregame show and a 30-minute post-game show.

Brent Balbinot enters his third season as play-by-play announcer for the Rockets. Former Rocket great and 11-year NFL veteran Bruce Gradkowski returns for his second season as color analyst in 2018. Mike Robinson is also in his second season as the sideline reporter.



Brent Balbinot



Bruce Gradkowski



Mike Robinson

### ROCKET SPORTS RADIO NETWORK

Toledo	WSPD-AM*	1370
Toledo	WCWA-AM	1210
Archbold	WMTR-FM	96.1
Bellevue	WOHF-FM	92.1
Cleveland	WJMO-AM	1300
Fostoria	WBVI-FM	96.7
Hicksville	WFGA-FM	106.7

\* Flagship station

## 2018 TOLEDO ROCKET FOOTBALL NETWORK BROADCAST SCHEDULE

Day	Date	Opponent	Pregame	Kickoff
Sat.	Sept. 1	VMI (ESPN3)	5:30 p.m.	7:00 p.m.
Sat.	Sept. 15	MIAMI (FLA.) (ABC/ESPN/ESPN2/ESPNU)	10:30 a.m.	Noon
Sat.	Sept. 22	NEVADA	TBA	TBA
Sat.	Sept. 29	at Fresno State	TBA	TBA
Sat.	Oct. 6	BOWLING GREEN* HC (ESPN+)	2:00 p.m.	3:30 p.m.
Sat.	Oct. 13	at Eastern Michigan*	TBA	TBA
Sat.	Oct. 20	BUFFALO*	TBA	TBA
Thur.	Oct. 25	at Western Michigan* (ESPN2/CBSSN)	5:30 p.m.	7:00 p.m.
Wed.	Oct. 31	BALL STATE* (ESPN2)	6:00 p.m.	7:30 p.m.
Wed.	Nov. 7	at Northern Illinois* (ESPN2/ESPNU)	5:30/6:30 p.m.	7:00/8:00 p.m.
Thur.	Nov. 15	at Kent State* (CBSSN)	4:30 p.m.	6:00 p.m.
Fri.	Nov. 23	C. MICHIGAN* (ESPNU/CBSSN/ESPN3)	TBA	TBA

### HOME GAMES IN BOLD CAPS

All times listed are Toledo broadcast times (ET)



# Media Information

## "THE COACH'S SHOW"

"The Coach's Show" with UT head football coach Jason Candle airs on the University of Toledo Rocket Football Network every Monday at 6:00 p.m. during the season. The call-in program originates live from Frickers in Maumee and is hosted by Brent Balbinot.

## ROCKETVISION

Interviews, highlights and other content are available on the Internet on UT's official Athletics website, [UTRockets.com](http://UTRockets.com).

## ROCKET ROUNDUP

The Rocket Roundup is a monthly program on Buckeye Cable Sports Network (BCSN) that covers all University of Toledo sports.



## PRIMARY TOLEDO MEDIA OUTLETS

### PRINT

#### THE TOLEDO BLADE

Jeff Svoboda  
Exec. Sports Editor  
541 Superior  
Toledo, OH 43604  
419-724-6115  
[jsvoboda@theblade.com](mailto:jsvoboda@theblade.com)  
[sports@theblade.com](mailto:sports@theblade.com)

Brian Buckey, Beat Writer  
[bbuckey@theblade.com](mailto:bbuckey@theblade.com)

David Briggs, Columnist  
[dbriggs@theblade.com](mailto:dbriggs@theblade.com)

#### THE INDEPENDENT COLLEGIAN

UT Student Newspaper  
University of Toledo  
3231 Dorr Street  
Toledo, OH 43606-3390  
419-720-6397

### TELEVISION

#### WTOL-TV (CBS)/ WUPW-TV (FOX)

Jordan Strack, Sports Director  
730 N. Summit  
Toledo, OH 43604  
419-248-1197  
[jstrack@wtol.com](mailto:jstrack@wtol.com)

#### WTVG-TV (ABC)

Justin Feldkamp, Sports Director  
4247 Dorr St.  
Toledo, OH 43607  
419-534-3865/3868  
[justin.feldkamp@abc.com](mailto:justin.feldkamp@abc.com)

#### WNWO-TV (NBC)

Gary Sensenstein  
300 S. Byrne Rd.  
Toledo, OH 43615  
419-535-0664  
[gsensenstein@gmail.com](mailto:gsensenstein@gmail.com)

#### Buckeye Cable Sports Network (BCSN)

Eric Haubert  
Sports Nightly  
419-724-2276  
[ehaubert@bcsn.tv](mailto:ehaubert@bcsn.tv)

### RADIO

#### WSPD RADIO

Brent Balbinot (play-by-play)  
125 S. Superior  
Toledo, OH 43602  
419-244-8321  
[bbalbinot2@gmail.com](mailto:bbalbinot2@gmail.com)

#### WXUT RADIO

UT Student Radio  
University of Toledo  
Toledo, OH 43606-3390  
419-530-4172

#### WCWA FOX SPORTS RADIO

Tom Riggs  
125 S. Superior  
Toledo, OH 43602  
419-244-8321  
[tomriggs@iheartmedia.com](mailto:tomriggs@iheartmedia.com)

### DIGITAL

#### ROCKET DIGEST (247 SPORTS)

247Sports/college/toledo  
Zach Harig  
[zharig@buckeyebroadband.com](mailto:zharig@buckeyebroadband.com)



# Directions to Campus

**GPS address: 2801 West Bancroft, Toledo, OH, 43606**

## **A) From the north (From Detroit/Detroit Metro Airport)**

- I-75 south to I-475 west.
- I-475 west, exit at Douglas Road.
- Turn left on Douglas and proceed to E. Rocket Drive.
- Right on E. Rocket Drive into campus.

## **B) From the north (From Ann Arbor)**

- US-23 south to I-475 east.
- I-475 east, exit at Secor Rd.
- Turn right on Secor.
- Turn left at Bancroft Street.
- Turn right on E. Rocket Drive into campus.

## **C) From the south (Dayton/Columbus)**

- I-75 north to US-23 north.
- US-23 north to I-475 east, exit at Secor Rd.
- Turn right on Secor.
- Turn left at Bancroft Street.
- Turn right on E. Rocket Drive into campus.

## **D) From the east (Cleveland)**

- Ohio Turnpike (80/90) to Exit 64.
- I-75 north to I-475 west.
- I-475 west, exit at Secor Rd.
- Turn left on Secor.
- Turn left at Central Avenue.
- Turn right on Douglas and proceed to E. Rocket Drive.
- Right on E. Rocket Drive into campus.

## **E) From the west (Chicago)**

- Ohio Turnpike (80/90) to Exit 59.
  - At exit, follow signs to Toledo (Reynolds Road).
  - Right on Reynolds Road to Dorr Street.
  - Right on Dorr Street.
  - Left at South Towerview Blvd. into campus.
- FROM TOLEDO EXPRESS AIRPORT**
- Right on Airport Highway to Reynolds Road.
  - Left on Reynolds to Dorr Street.
  - Right on Dorr Street.
  - Left at South Towerview Blvd. into campus.

## **COMING TO THE GLASS BOWL ON GAME DAY**

Most media parking is located in Parking Area 18, next to the Student Recreation Center. Take Douglas Road to East Rocket Drive. Lot 18 will be on your right. The Student Recreation Center is just east of the Glass Bowl, about a five-minute walk. There are also shuttle buses available before and after the game from Lot 18 to the Glass Bowl.

## **DIRECTIONS TO PRESS TOWER AND GERBER MEDIA CENTER**

The Press Tower is located on the west side of the Glass Bowl. The media elevator is located on the northwest corner of the stadium, near the ticket/media will call booth. The Gerber Media Center is located on the third floor of the Press Tower.



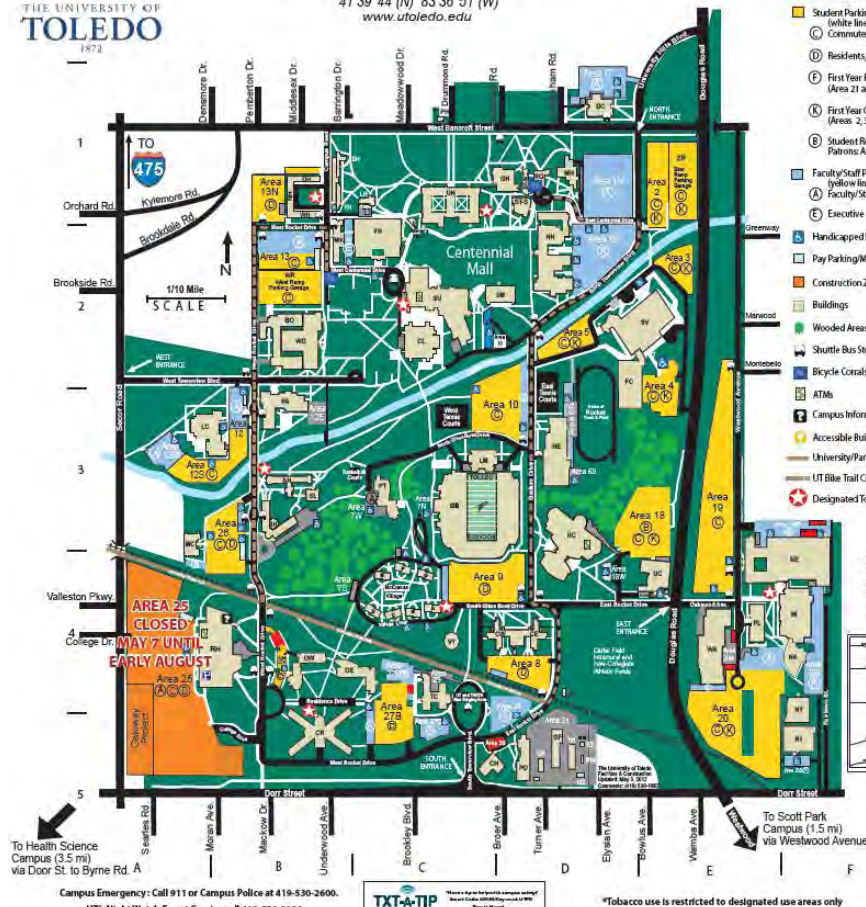


# Campus Map



## The University of Toledo

Welcome to Main Campus!  
2801 West Bancroft Street, Toledo OH 43606  
41°39'44"(N) 83°36'51"(W)  
www.utoledo.edu



### MAP KEY

- Visitor Parking
- Visitor Parking Permits
- Student Parking (white lined spaces)
- Commuters, Other Than First Year
- Residents, Other Than First Year
- First Year Residents (Area 21 at Scott Park Campus)
- First Year Commuters
- Student Recreation Center
- Faculty/Staff Parking (yellow lined spaces)
- Faculty/Staff
- Executive
- Handicapped Parking
- Pay Parking Meters
- Construction Zone
- Buildings
- Wooded Areas
- Shuttle Bus Stops
- Bicycle Corals
- ATMs
- Campus Information
- Accessible Building Entrances
- University/Parks Trail
- UT Bike Trail Connectors to Corals
- Designated Tobacco Use Area

### BUILDING DIRECTORY

AH	Academic House	B3
BO	Bowman-Oddy Laboratories	B2
CE	Carter Hall East	B2
CH	Child Care Center	C3
CL	Carlson Library	C2
CR	The Crossings	C2
CW	Carter Hall West	D4
DC	Driscol Alumni Center	D1
DH	Dowd Hall	B1
ER	East Ramp Parking Garage	E1
FE	Fetterman Training Center	D2
GH	Gilham Hall	C2
HE	Health Education Center	D3
HH	Health and Human Services	D2
IH	Horton International House	B3
IS	Intramural Storage	D4
LC	Law Center	A3
LH	Libbey Hall	C1
MC	Main Campus Medical Center	A3
MH	McMaster Hall	D1
MK	MacKinnon Hall	B2
MV	James D. McComas Village	C4
NA	Nitschke Auditorium	F4
NE	North Engineering	F4
NH	Nash Hall	B1
NT	Nitschke Technology	F4
OE	Ottawa House East	B4
OW	Ottawa House West	B4
PA	Center for Performing Arts	B3
PE	Peterson House	C1
PL	Palmer Hall	E4
PO	Plant Operations	D5
PT	Parks Tower	D5
RI	Research & Tech. Complex 1	F5
RC	Student Recreation Center	D4
RH	Rocket Hall	D4
RO	Ritter Astrophysical Research	D1
SC	Scott Hall	B1
SL	Sullivan Hall	B3
SM	Snyder Memorial	D2
ST-N	Stranahan Hall North	D1
ST-S	Stranahan Hall South	D1
SU	Student Union	C2
SV	John F. Savage Arena	C2
TC	Transportation Center	C4
TH	Tucker Hall	B1
UC	University Computer Center	E4
UH	University Hall	C1
UR	University Recycling	D5
VT	Varsity - T Pavilion	C4
WA	Westwood Research Annex	E4
WH	White Hall	B1
WO	Wolfe Hall	B2
WR	West Ramp Parking Garage	B2

### FREQUENT CAMPUS DESTINATIONS

Alumni Office	DC
ATMs	RC, RH, SU
Athletic Ticket Office	SV
Campus Card/ID Center	RH
Doermann Theatre	UH
Food Court	SU
Fraternities/Sororities	MV
Graduate Admissions	UH
Honors Program	SL
Human Resources	TC
Information Commons / Library	CL
Institutional Research	UH
Learning Enhancement Center	CL
Lost and Found	TC
Main Campus Med Center/Pharmacy	MC
Multicultural Student Services	SM
Parking Enforcement (info/appeals)	TC
Parking Permits	RH
Planetarium	RO
Police Department	TC
Residence Life/Campus Housing	OW
Rocket Copy / Information Booth	SU
ROTC	HE
Rocket Solution Central	RH
Student Legal Services	SU
Student Recreation Center	RC
Student Support Services	CL
University Bookstore	SU
Urban Affairs Center	RI
UT Federal Credit Union	SU
WXUT-FM Student Radio	SU
Writing Center	CL

### Rocket Hall Student Services

- Accessibility, Office of (1820)
- Admission, Undergraduate (1300)
- Adult Students
- High School Students
- International Students
- Military Service Center
- Transfer Students
- MyPica (1917)
- Meal Plans
- Parking Permits
- ID Cards
- Cellular Services
- Counseling Center (1810)
- Loans/Special Accounts (1850)
- Rocket Solution Central (1200)
- Financial Aid/Scholarships
- Registration
- Student Account Information
- Enrollment Verification
- Grades/Transcripts
- Graduation Information
- College of Adult & Lifelong Learning (1840)
- C.A.L.L. Undergrad. Degree Programs

### ADMINISTRATION DIRECTORY

Office of the President	UH 3500
Chancellor and Executive Vice President for	
Biosciences and Health Affairs	MLB 213*
Provost and Executive Vice President for	
Academic Affairs, Main Campus	UH 3510
Executive Director for	
UT Medical Center	MLB 221*
Vice President for External Affairs,	
Admission, Equity and Diversity	RH 1000
Vice President for	
Finance	UH 3580
Vice President for Financial	LR 2110F**
Vice President and General Counsel	UH 3620
Vice President for	
Governmental Relations	UH 3340
Vice President for	
Information Technology/CIO	UC 1000B
Vice President for	
Institutional Advancement	DC 1001
Vice President for Research and	
Economic Development	UH 3510
Vice President for Student Affairs	UH 3620
Director of Athletics	SV 1110
Office of Board of Trustees	UH 3560

### COLLEGE DIRECTORY

College of Adult and Lifelong Learning	RH 1840
Office of the Dean	
College of Business and Innovation	ST-S 5021
Office of the Dean	
Judith Herb College of Education	UH 3302
Health Science and Human Service	
Office of the Dean	NI 5012
College of Engineering	UH 3240
Office of the Dean	
Honors College	SL 1080
College of Innovative Learning	FH 3020
College of Languages, Literature and Social	
Sciences	UH 3180
College of Law	LC 2000
College of Medicine and Life Sciences	MLB 213*
Office of the Dean	
College of Natural Sciences and Mathematics	WO 2246
Office of the Dean	
College of Nursing	COB 4425*
College of Pharmacy and Pharmaceutical	
Sciences	HEB 145*
College of Visual and Performing Arts	VA 1290***
Office of the Dean	

\*Health Science Campus  
\*\*Scott Park Campus  
\*\*\*Museum of Art Campus

## TOLEDO'S PROXIMITY TO OTHER CITIES (IN MILES)



Akron, OH	137
Ann Arbor, MI	49
Athens, OH	225
Bowling Green, OH	25
Buffalo, NY	308
Chicago, IL	237
Cincinnati, OH	209
Cleveland, OH	116
Columbus, OH	136
DeKalb, IL	305
Detroit, MI	59
Fresno, CA	2,369

Kalamazoo, MI	150
Kent, OH	145
Lexington, VA	485
Miami, FL	1,325
Mt. Pleasant, MI	185
Muncie, IN	180
New York City	590
Oxford, OH	200
Reno, NV	2,143
South Bend, IN	151
Toronto, Canada	289
Ypsilanti, MI	48

# City of Toledo

**BIG CITY SHOPPING, DINING AND ENTERTAINMENT  
SMALL TOWN HOSPITALITY AND ONE-OF-A-KIND FINDS.**


Toledo is the hub of Northwest Ohio, accessible by land, air and water. A cultural cornucopia featuring the best in the arts, sports and cuisine, Toledo also is home to some of the largest corporations in the United States.

## EXPLORE THE GLASS CITY TO FIND:

- The world-renowned Toledo Museum of Art, with 35 galleries of works and the Glass Pavilion which opened in 2006.
- The Toledo Zoo, internationally recognized for its exhibits that encompass habitats from around the globe.
- The Toledo Mud Hens, a Triple-A baseball team affiliated with the Detroit Tigers, plays downtown at Fifth Third Field.
- The Huntington Center, a downtown arena that hosts the Toledo Walleye hockey team as well as numerous concerts.
- Imagination Station, a hands-on children's science center.
- Eleven metroparks, including Wildwood Preserve near The University of Toledo and Maumee Bay State Park on the shores of Lake Erie.
- Westfield Franklin Park, a 1.22 million square-foot mall with more than 140 retailers, a food court that seats 700 and a 16-screen cinema, located about two miles from UT's main campus.
- Cedar Point, just 75 minutes away in nearby Sandusky, features the second-most giant roller coasters (16) of any amusement park in the world.



**The Toledo Zoo**



**Fifth Third Field**



**Cedar Point**



**Huntington Center**



**Toledo Museum of Art**



# Toledo Rockets Website

## THE NEW UTROCKETS.COM

Official Website of the Toledo Rockets



For the most complete information on the University of Toledo football team, log on to the official website, UTRockets.com.

The UT website, which is part of the Sidarm network of college athletics web-sites, was relaunched in 2018 with a cleaner, easier-to-navigate design. UTRockets.com has everything a Rockets' fan could want: rosters, schedules, statistics, photos, interviews and feature stories, as well as "RocketVision," which provides video and audio streaming content, allowing UT fans to listen to UT athletic events live from anywhere in the world.

## FOLLOW ROCKET FOOTBALL ON SOCIAL MEDIA



UTRockets



UToledoRockets



UTRockets



UTRockets  
ToledoFootball



@ToledoRockets  
@ToledoFB  
@UTPaulHelgren  
@CoachCandle

## Toledo Athletics Social Media Directory

	Twitter	Instagram	Facebook
TOLEDO ATHLETICS	@ToledoRockets	utrockets	Toledo Rockets
BASEBALL	@ToledoBaseball	utrockets	Toledo Rockets
MEN'S BASKETBALL	@ToledoMBB	toledombb	Toledo Rockets Basketball
WOMEN'S BASKETBALL	@ToledoWBB	toledo_wbb	Toledo Women's Basketball
MEN'S & WOMEN'S CROSS COUNTRY	@ToledoXCTF	toledoxctf	Toledo Rockets
FOOTBALL	@ToledoFB	toledofootball	Toledo Rockets
MEN'S GOLF	@ToledoMGolf	toledomgolf	University of Toledo Men's Golf
WOMEN'S GOLF	@toledowgolf	toledowgolf	University of Toledo -Women's Golf Team
WOMEN'S SOCCER	@ToledoSoccer	toledosoccer	Toledo Women's Soccer
SOFTBALL	@ToledoSoftball	toledosoftball	Toledo Rockets Softball
WOMEN'S SWIMMING & DIVING	@Toledoswimdive	toledoswimdive	Toledo Swim Dive
MEN'S TENNIS	@ToledoMTennis	toledomtennis	Toledo Rocket Men's Tennis
WOMEN'S TENNIS	@ToledoWTennis	toledowtennis	Toledo Rocket Women's Tennis
WOMEN'S TRACK & FIELD	@ToledoXCTF	toledoxctf	Toledo Rockets
VOLLEYBALL	@Toledo_VB	toledo_vb	Toledo Rockets

## 2017 MID-AMERICAN CONFERENCE CHAMPIONS



## 2018 TOLEDO FOOTBALL SCHEDULE

**WK** | SATURDAY  
**SEPT. 1**  
TOLEDO, OH | 7:00 P.M.

**U** | SATURDAY  
**SEPT. 15**  
TOLEDO, OH | NOON

**NEVADA** | SATURDAY  
**SEPT. 22**  
TOLEDO, OH | TBA

**B** | SATURDAY  
**SEPT. 29**  
FRESNO, CA | TBA

**BY** | SATURDAY  
**OCT. 6**  
TOLEDO, OH | 3:30 P.M.

**E** | SATURDAY  
**OCT. 13**  
YPSILANTI, MI | TBA

**TOLEDO** | SATURDAY  
**OCT. 20**  
TOLEDO, OH | TBA

**U** | THURSDAY  
**OCT. 25**  
KALAMAZOO, MI | 7:00 P.M.

**NEVADA** | WEDNESDAY  
**OCT. 31**  
TOLEDO, OH | 7:30 P.M.

**NIU** | WEDNESDAY  
**NOV. 7**  
DEKALB, IL | TBA

**BY** | THURSDAY  
**NOV. 15**  
KENT, OH | TBA

**C** | FRIDAY  
**NOV. 23**  
TOLEDO, OH | TBA

HOME AWAY

Schedule subject to change / Times listed as site times

f Toledo Rockets

UTRockets | ToledoFB

@ToledoRockets | @ToledoFB

UTROCKETS.COM | 419.530.6060

