

# 2015-16 TOLEDO ROCKETS' BASKETBALL GAME NOTES

## 2015-16 Toledo Schedule (6-2 Overall, 0-0 MAC)

Date	Opponent	Time/Result
<b>NOVEMBER - 4-2</b>		
Nov. 7	HILLSDALE (EXH.) (ESPN3)	W, 100-99 (2OT)
Nov. 14	WEST VIRGINIA TECH (DH) (ESPN3)	W, 96-65
Nov. 18	at Youngstown State (ESPN3)	W, 100-78
Nov. 21	at Loyola (IL) (ESPN3)	L, 62-69
Nov. 25	vs. San Jose St.# (CBS Sports Network)	W, 89-74
Nov. 27	vs. Loyola (IL)# (CBS Sports Network)	W, 82-74
Nov. 28	vs. Middle Tennessee# (CBS Sports Network)	L, 70-78

### DECEMBER - 2-0

Dec. 2	CLEVELAND STATE (ESPN3)	W, 76-65
Dec. 6	at Green Bay (ESPN3)	W, 71-69
Dec. 9	at Detroit (DH) (ESPN3)	7:30 p.m.
Dec. 12	OAKLAND (ESPN3)	7:00 p.m.
Dec. 19	BETHUNE-COOKMAN (ESPN3)	7:00 p.m.
Dec. 21	NORTH CAROLINA A&T (ESPN3)	7:00 p.m.
Dec. 30	NORTHERN KENTUCKY (ESPN3)	7:00 p.m.

### JANUARY

Jan. 6	at Ball State*	7:00 p.m.
Jan. 9	at Miami* (TWCS/ESPN3)	4:00 p.m.
Jan. 12	NORTHERN ILLINOIS* (ESPN3)	7:00 p.m.
Jan. 16	AKRON* (ESPN3)	7:00 p.m.
Jan. 19	at Bowling Green* (BCSN/ESPN3)	7:00 p.m.
Jan. 23	at Northern Illinois* (ESPN3)	4:30 p.m.
Jan. 26	OHIO* (BCSN/ESPN3)	7:00 p.m.
Jan. 30	BUFFALO* (ESPN3)	7:00 p.m.

### FEBRUARY

Feb. 2	WESTERN MICHIGAN* (ESPN3)	7:00 p.m.
Feb. 6	at Kent State* (DH)	7:00 p.m.
Feb. 9	at Buffalo* (TWCS/ESPN3)	7:00 p.m.
Feb. 13	MIAMI* (ESPN3)	7:00 p.m.
Feb. 16	at Central Michigan* (ASN/ESPN3)	7:00 p.m.
Feb. 20	at Eastern Michigan* (ESPN3)	Noon
Feb. 23	BALL STATE* (BCSN/ESPN3)	8:00 p.m.
Feb. 27	CENTRAL MICHIGAN* (ESPN3)	7:00 p.m.

### MARCH

Mar. 1	at Western Michigan* (ESPN3)	7:00 p.m.
Mar. 4	EASTERN MICHIGAN* (ESPN3)	7:00 p.m.
Mar. 7	MAC Tournament-First Round (Campus Sites)	
Mar. 10	MAC Tournament-Quarterfinals (Cleveland, OH)	
Mar. 11	MAC Tournament-Quarterfinals (Cleveland, OH)	
Mar. 12	MAC Tournament-Quarterfinals (Cleveland, OH)	

Home games in **CAPS**

\* Mid-American Conference Game

& MAC Tournament

# Great Alaska Shootout

## TOLEDO ATHLETIC COMMUNICATIONS

**MBB Contact:** Steve Easton  
**Email:** steven.easton@utoledo.edu  
**Phone:** 419-530-4921  
**Cell:** 419-262-3953  
**Twitter:** twitter.com/UTSteveEaston  
**Facebook:** facebook.com/UTRockets



## TOLEDO ROCKETS

**2015-16 Record:** 6-2  
**2014-15 Record:** 20-13  
**Head Coach:** Tod Kowalczyk  
**School Record:** 91-80/6 yrs.  
**Career Record:** 227-192/14 yrs.  
**Record vs. Detroit:** 11-11

### 2015-16 STATISTICAL LEADERS

**Points:** Jonathan Williams/19.9  
**Rebounds:** Nathan Boothe/9.3  
**Assists:** Nathan Boothe/4.8  
**Blocks:** Nathan Boothe/1.0  
**Steals:** Stuckey Mosley/1.0  
**FG%:** Nathan Boothe/58.1  
**3FG%:** Nathan Boothe/50.0  
**FT%:** Nate Navigato/92.3

### QUICK HITTERS

- Toledo (6-2) plays its seventh game away from Savage Arena this season when it travels up I-75 to battle Horizon League foe Detroit (3-3). Tip-off time is set for 7:30 p.m. with the contest being streamed on ESPN3.
- UT's matchup with the Titans is the third of four consecutive meetings against Horizon League opponents. The Rockets already have three victories over Horizon members this season with a 100-78 road win at Youngstown State (Nov. 18), a 76-65 home victory over Cleveland State (Dec. 2) and last Sunday's 71-69 buzzer-beating triumph at Green Bay.
- Head Coach **Tod Kowalczyk** is in his sixth season at UT's helm and has orchestrated a dramatic turnaround since his arrival in 2010. He possesses a 91-80 record on the Rocket bench, including an 87-52 (.626) win-loss ledger over the last five years.
- Kowalczyk has guided Toledo to a share of the 2013-14 Mid-American Conference regular season title in addition to a piece of the 2012-13 MAC West Division title.
- Senior **Nathan Boothe** and junior **Jonathan Williams** tallied 27 and 26 points, respectively, at Green Bay on Sunday to lift the Rockets to a 71-69 victory over the Phoenix. It was freshman guard **Jaelan Sanford** who landed the decisive blow, though, with a three-pointer at the buzzer for his lone field goal of the game.
- Williams and Boothe are the Mid-American Conference's top two leading scorers with 19.9 and 19.6 ppg, respectively. Boothe also ranks second in the MAC with 9.3 rpg and a 2.4 assist/turnover ratio and fifth with 4.8 apg. Sophomore **Stuckey Mosley** is scoring in double digits as well at 12.9 ppg and ranks second on the team with 6.0 rpg and 3.9 apg.
- Boothe leads the MAC in defensive rebounding (7.3 rpg) and is tied for third with a 50.0 three-point field-goal percentage (8-of-16) and sixth in overall field-goal percentage (58.1).
- Toledo ranks 11th nationally with its MAC-best 1.69 assist/turnover ratio, 21st with 18.1 apg and 34th for fewest turnovers per game (10.8). The Rockets also top the MAC and rank 37th nationally with a 48.7 FG%.
- Detroit is currently in the midst of a four-game homestand and a stretch where it will play nine of 11 at home and only leave the state of Michigan once until Jan. 18.
- Josh McFolley was named the Horizon League Freshman of the Week for the second time this season on Monday after averaging 15.5 points and shooting 53.8 percent from behind the arc vs. Vanderbilt and Northeastern last week.

### GAME INFORMATION

**Date:** Wednesday, December 9, 2015.  
**Tip-Off:** 7:30 p.m. EST  
**Location:** Detroit, MI  
**Arena:** Calihan Hall (8,295).  
**TV:** None. (ESPN3 will stream.)  
**Radio:** Rocket Radio Network.  
 WSPD (1370 AM) in Toledo.  
**Mark Beier** will provide play-by-play for the broadcast with **Jay Lehman** serving as analyst.

### SERIES

**Toledo leads 32-24.** The Titans ended UT's three-game win streak in series with an 81-79 victory in Savage Arena last year.

### MULTIMEDIA

**Video:** ESPN3  
**Audio:** utrockets.com  
**Live Stats:** utrockets.com



## DETROIT TITANS

**2015-16 Record:** 3-3  
**2014-15 Record:** 18-18  
**Head Coach:** Ray McCallum  
**School Record:** 117-120/8 yrs.  
**Career Record:** 287-269/19 yrs.  
**Record vs. Toledo:** 12-7

### 2015-16 STATISTICAL LEADERS

**Points:** Anton Wilson/14.0  
**Rebounds:** Gerald Blackshear/6.3  
**Assists:** Carlton Brundidge/4.0  
**Blocks:** Gerald Blackshear/0.8  
**Steals:** Anton Wilson/1.7  
**FG%:** Aaron Foster-Smith/54.8  
**3FG%:** Aaron Foster-Smith/60.0  
**FT%:** Anton Wilson/91.7

# TALE OF THE TAPE

# TOLEDO QUICK FACTS

COMPARING TOLEDO & DETROIT		
CATEGORY	TOLEDO	DETROIT
Scoring Offense	80.8	85.3
Scoring Defense	71.5	84.2
Scoring Margin	+9.3	+1.2
Field Goal Pct.	48.7	44.7
FG% Defense	42.9	46.3
3PTFG% Pct.	36.6	40.1
3PTFG% Defense	39.0	43.9
3PTFGs Made/Game	7.9	9.5
3PTFGs Allowed/Game	8.4	10.2
Free Throw Pct.	72.8	71.5
Free Throws Made/Game	15.4	15.5
Free Throws Att./Game	21.1	21.7
Rebounds/Game	35.6	39.5
Rebound Margin	+2.8	+0.2
Assists/Game	18.1	13.8
Turnovers/Game	10.8	12.8
Turnover Margin	+1.9	+2.8
Assist/Turnover Ratio	1.7	1.1
Steals/Game	4.4	7.8
Blocked Shots/Game	2.3	4.3

## UNIVERSITY INFORMATION

Location	Toledo, Ohio 43606
Population	285,937 (city); 654,696 (metropolitan)
Founded	1872
Enrollment	20,325
National Affiliation	NCAA Division I
Conference	Mid-American (West Division)
Nickname	Rockets
Colors	Midnight Blue and Gold
Mascot	Rocky the Rocket
Arena	John F. Savage Arena (7,014)
President	Dr. Sharon L. Gaber
Vice-President/Athletic Director	Mike O'Brien
Faculty Representative	Mary Powers
Athletic Department Phone	419-530-4184
Ticket Office Phone	419-530-GOLD

## BASKETBALL INFORMATION

Head Coach	Tod Kowalczyk (Minnesota-Duluth '89)
Toledo Record/Years	91-80/6
Overall Record/Years	227-191/14
Assistant Coach	Jason Kalsow (6th year, UW-Stevens Point '05)
Assistant Coach	Jeff Massey (2nd year, Xavier '95)
Assistant Coach	Nick Dials (2nd year, Akron '08)
Director of Operations	Kyle Barlow (2nd year, Concordia (MI) '10)
Athletic Trainer	Brian Jones (19th year, Ball State '95)
Strength Coach	Steve Murray (19th year, Penn State '87)
Letterwinners Returning/Lost	5/4
Starters Returning/Lost	2/3
Newcomers	8
2014-15 Overall Record	20-13
2014-15 MAC Record	11-7 (2nd/West)
2015 MAC Tournament	def. Eastern Michigan, 78-67 (Third Round) lost to Central Michigan, 75-66 (Semifinals)

## BASKETBALL HISTORY

First year	1915-16
Record (Years)	1,380-1,030 (101)
MAC Record (Years)	529-440 (54)
MAC Regular-Season Titles	8 (1953-54, 1966-67, 1971-72, 1978-79, 1979-80, 1980-81, 2006-07, 2013-14)
MAC West Division Titles	6 (1998-99, 1999-00, 2004-05, 2006-07, 2012-13, 2013-14)
MAC Tourn. Championships	1 (1980)
NCAA Tourn. Appearances	4 (1954, 1967, 1979, 1980)
NCAA Tourn. Record	1-4
NIT Appearances	8 (1942, 1943, 1981, 1999, 2001, 2004, 2007, 2014)
NIT Record	3-8

# PROBABLE STARTERS

## Toledo Probable Starters (6-2, 0-0 MAC)

Pos.	No.	Name	Ppg.	Rpg.	App.
F	35	Nate Navigato (Fr., 6-8, 215)	7.8	3.4	1.6
C	53	Nathan Boothe (Sr., 6-9, 250)	19.6	9.3	4.8
G	1	Jonathan Williams (Jr., 6-4, 185)	19.9	2.8	2.6
G	3	Stuckey Mosley (So., 6-3, 180)	12.9	6.0	3.9
G	13	Jaelan Sanford (Fr., 6-4, 195)	7.8	1.5	1.9

## Detroit Probable Starters (3-3, 0-0 Horizon)

Pos.	No.	Name	Ppg.	Rpg.	App.
F	0	Chris Jenkins (Jr., 6-7, 190)	13.7	5.5	1.3
F	21	Jaleel Hogan (So., 6-6, 240)	10.0	4.7	1.0
G	1	Anton Wilson (Sr., 6-5, 210)	14.0	5.2	2.5
G	11	Jarod Williams (Jr., 6-1, 215)	7.3	2.3	2.0
G	23	Josh McFolley (Fr., 6-0, 170)	13.6	1.2	1.2

# MEDIA INFORMATION

## www.utrockets.com

For the most complete information on University of Toledo athletics, log on to the official athletic website, www.utrockets.com. The website, which is part of the Neulion network of college athletics websites, is updated daily and features rosters, statistics, photos, interviews, features and allows fans to purchase basketball tickets online.

## Media Interview Policy

- The Toledo locker room is closed to all members of the media.
- Practices are open to the media but please contact Associate Athletic Communications Director Steve Easton (419-530-4921) ahead of time if you plan to attend a practice and wish to interview Coach Kowalczyk or a player.
- The Rockets' typical practice time will be from 9:00-11:30 a.m. during the week. Practice footage can be shot in either the first 15 minutes or last 15 minutes of practice.
- Coach Kowalczyk and Rocket players will be available for interviews after practice every day. Please let Steve Easton know ahead of time that you will be coming so that Coach Kowalczyk or an individual player can be made available.

**ROCKET ROUNDUP FROM 71-69 VICTORY OVER GREEN BAY**

- Toledo is 5-0 when holding its opponent under 45 percent shooting from the field.
- UT committed a season-high 16 turnovers but also forced the Phoenix to commit 15 miscues.
- The Rockets are 6-0 when outshooting their opponent and 5-0 when shooting 70 percent or better from the charity stripe as well as outrebounding their opponent.
- Toledo's 16 three-point field-goal attempts were a season low, marking the second straight game UT has done so. The Rockets took only 18 three-point shots vs. Cleveland State with their season high against an NCAA Division I opponent coming with 24 against Youngstown State.
- Green Bay's 28 second-half points were the fewest the Rockets have allowed in the final 20 minutes this season.
- Toledo has not trailed at halftime in any of its contests this season.
- Senior center **Nathan Boothe** paced UT in scoring for the fourth time this season with his third 20-point contest. He also swatted a season-high three shots and trails UT's all-time leader J.C. Harris (1989-92) by eight blocks for the most rejections by a Rocket.
- Junior guard **Jonathan Williams** tied his career high with 26 points for his fifth 20-point outing of the season. He also registered a career high with 21 field-goal attempts.
- Sophomore guard **Stuckey Mosley** registered a career-high two blocked shots.
- Freshman forward **Nate Navigato** was held without a three-point field goal for the first time this season.

**TOD THE BUILDER**

Head Coach Tod Kowalczyk is extremely proficient at turning around programs. When looking at his career record minus his first season at the helm of both Green Bay and Toledo, **Kowalczyk's record is 213-144 (.597) overall and 111-75 (.597) in conference play. His record at the helm of the Rockets since the 2011-12 season is 87-52 (.626).**

Kowalczyk produced a seven-win improvement from Year 1 (10-20) to Year 2 (17-11) at Green Bay. He doubled that feat and more at Toledo in the 2011-12 campaign as UT registered 15 more wins (4-28 to 19-17) than his first season at the Rocket helm.

**ROCKETS RANKING AMONG NATIONAL LEADERS IN 2015-16**

Toledo ranks 11th nationally (through games of Dec. 7) with its 1.69 assist/turnover ratio, 21st with 18.1 assists per game and 34th in fewest turnovers per game (10.8).

**Individually, Nathan Boothe ranks 22nd with 7.3 defensive rebounds per game. He also is 89th nationally with 4.8 assists per game and is the only center ranked among the Top 250 players nationally.**

Junior guard **Jonathan Williams** and **Boothe** also appear among the nation's Top 50 scoring leaders ranking 40th and 46th with 19.9 and 19.6 ppg, respectively.

Sophomore guard **Stuckey Mosley** also ranks among the national leaders, ranking 38th in free-throw percentage with an 89.3 mark.

**ROAD WARRIORS**

The Rockets have won two of their three road games this season and are 24-15 (.615) in their last 39 games on enemy courts (dating back to Jan. 30, 2013). UT's 22-point triumph at Youngstown State on Nov. 18 was its largest since a 95-71 win at Siena on Dec. 10, 2003.

**Last year, Toledo posted a 6-3 win-loss mark on the road in league play and was 9-7 overall away from Savage Arena.** The Rockets posted a five-game MAC road win streak with wins at Northern Illinois, Ball State, Buffalo, Akron and Western Michigan before falling at Central Michigan and Eastern Michigan to end the year. UT's MAC road win streak was its longest since winning the last five league road contests of the 1999-2000 campaign.

Toledo won four of its last five road contests in 2012-13 with wins at Ball State, Northern Illinois, Central Michigan and Eastern Michigan and its only loss at Buffalo. **In 2013-14, the Rockets were 9-6 on the road (as well as 3-1 in neutral-site contests) to post their first winning road mark since a 7-6 ledger in 1995-96.**

UT's success on the road is a welcome departure from a four-year stretch (2007-11) that saw the Rockets win just one true road game out of 63 contests. Included during that period was a 47-game road losing streak that ended on Nov. 20, 2011 at Texas-Pan American.

**TOP INDIVIDUAL GAME PERFORMANCES IN 2015-16**

**Points**

N. Boothe at Loyola (IL) (11/21/15)	29
N. Boothe at Green Bay (12/6/15)	27
J. Williams at Green Bay (12/6/15)	26
J. Williams vs. San Jose State (11/25/15)	26
N. Boothe at Youngstown State (11/18/15)	26

**Rebounds**

N. Boothe vs. San Jose State (11/25/15)	13
N. Boothe vs. Middle Tennessee (11/28/15)	12
N. Boothe at Loyola (IL) (11/21/15)	11
N. Boothe at Green Bay (12/6/15)	9

**Assists**

N. Boothe vs. San Jose State (11/25/15)	10
N. Boothe vs. Loyola (IL) (11/27/15)	7
J. Williams vs. San Jose State (11/25/15)	6
N. Boothe vs. West Virginia Tech (11/14/15)	6

**Steals**

S. Mosley at Loyola (IL) (11/21/15)	3
J. Lauf vs. Loyola (IL) (11/27/15)	3

**Blocked Shots**

N. Boothe at Green Bay (12/6/15)	3
J. Sanford at Youngstown State (11/18/15)	2
N. Boothe vs. San Jose State (11/25/15)	2

**ROCKETS IN DOUBLE DIGITS**

<b>Double-Digit Points</b>	<b>15-16</b>	<b>Tot.</b>
Nathan Boothe	8	55
Jonathan Williams	8	36
Stuckey Mosley	5	5
Nate Navigato	3	3
Jordan Lauf	0	2
Jaelan Sanford	2	2
Zach Garber	0	1

<b>Double-Digit Rebounds</b>	<b>15-16</b>	<b>Tot.</b>
Nathan Boothe	3	7
Jordan Lauf	0	1
Jonathan Williams	0	1

<b>Double-Digit Assists</b>	<b>15-16</b>	<b>Tot.</b>
Nathan Boothe	1	1

**CAREER GAMES/STARTS**

	<b>Games</b>	<b>Starts</b>
Nathan Boothe	103	102
Jonathan Williams	75	43
Jordan Lauf	75	1
Zach Garber	74	0
Stuckey Mosley	41	8
Nate Navigato	8	8
Jaelan Sanford	8	8
Taylor Adway	8	0
Nick Rogers	8	0
Fred John Jr.	2	0
Chandler White	2	0

# 2015-16

## MAC STANDINGS

WEST DIVISION	MAC	OVERALL
Northern Illinois	0-0	7-1
Ball State	0-0	7-2
<b>Toledo</b>	<b>0-0</b>	<b>6-2</b>
Eastern Michigan	0-0	5-3
Central Michigan	0-0	4-4
Western Michigan	0-0	4-5

EAST DIVISION	MAC	OVERALL
Akron	0-0	6-2
Bowling Green	0-0	6-2
Kent State	0-0	5-2
Ohio	0-0	4-3
Miami	0-0	4-4
Buffalo	0-0	4-5

### Recent Results

**Saturday, December 5**  
 @Penn State 81, Eastern Michigan 70  
 @IUPUI 78, Miami 64  
 @Ball State 66, New Orleans 52  
 Kent State 66, @Cleveland State 62  
 @Bowling Green 75, Drake 63  
 @St. Bonaventure 81, Ohio 68  
 @Duke 82, Buffalo 59

**Sunday, December 6**  
**Toledo 71, @Green Bay 69**

**Monday, December 7**  
 @Central Michigan 90, Aquinas 51  
 Kent State 80, @NJIT 75  
 @Western Michigan 87, Northeastern 86 (OT)  
 @Iowa State 84, Buffalo 63

**Upcoming Schedule**  
**Tuesday, December 8**  
 Rochester College at Eastern Michigan, 7:00 p.m.  
 Bowling Green at Southeast Missouri, 8:00 p.m.

**Wednesday, December 9**  
**Toledo at Detroit, 7:30 p.m.**

**Thursday, December 10**  
 Louisiana-Monroe at Kent State, 7:00 p.m.

**Saturday, December 12**  
**Oakland at Toledo, 7:00 p.m.**  
 Bowling Green at Detroit, 1:00 p.m.  
 Ohio at Cleveland State, 1:00 p.m.  
 Pepperdine at Ball State, 1:00 p.m.  
 Binghamton at Buffalo, 2:00 p.m.  
 Eastern Michigan at Louisville, 2:00 p.m.  
 Texas Southern at Central Michigan, 4:30 p.m.  
 Marygrove at Western Michigan, 4:30 p.m.  
 Canisius at Kent State, 7:00 p.m.  
 Bethune-Cookman at Akron, 7:00 p.m.

**Sunday, December 13**  
 Wright State at Miami, 1:30 p.m.

**Tuesday, December 15**  
 Jackson State at Miami, 7:00 p.m.  
 Ohio Dominican at Ohio, 7:00 p.m.

### BOOTHE'S TRIPLE-DOUBLE A FIRST IN ROCKET HISTORY

Senior C **Nathan Boothe** notched the first triple-double by a Rocket ever with 12 points, 13 rebounds and a career-high 10 assists vs. San Jose State (Nov. 25). What makes that feat even more amazing is that Boothe didn't commit a turnover in 32 minutes of play.

Boothe, who is tied for second in the MAC with three double-doubles, ranks second in league scoring with 19.6 ppg (behind junior G **Jonathan Williams' 19.9 ppg**) and rebounding with 9.3 rpg. He also is second in the MAC with a 2.4 assist/turnover ratio (38 asst/16 TOs), tied for third with a 50.0 3PTFG% (8-of-16) and fifth with 4.8 apg.

The 2014-15 Honorable Mention All-MAC selection has registered the top three scoring outputs of his collegiate career this season – 26 points and seven rebounds at Youngstown State (Nov. 18), 27 points and nine caroms at Green Bay (Dec. 6) and 29 points and 11 boards at Loyola (IL) (Nov. 21).

### JOINING THE 1,000-POINT CLUB

**Nathan Boothe** became the 43rd 1,000-point scorer in Toledo history in Wednesday's 76-65 win over Cleveland State. Boothe tallied 232 points (8.3 ppg) as a freshman, 314 points (9.2 ppg) as a sophomore, 330 points (10.0 ppg) as a junior and has 157 points (19.6) this season. He is averaging 10.0 points per game in his UT career and has started 102 of 103 games (with only game he didn't start was on Senior Night his sophomore season).

### BLOCK PARTY

**Nathan Boothe** is eight blocked shots shy of tying J.C. Harris (1989-92) as the Rockets' all-time rejection leader after swatting away three last Sunday at Green Bay. Boothe tallied 42 blocks as a freshman and junior, a total that is tied for fourth most in a season in school history.

### WILLIAMS EMERGES AS DOUBLE-DIGIT SCORER

A member of the MAC's All-Freshman Team in 2013-14, junior G **Jonathan Williams** possesses a conference-best 19.9 ppg after averaging 10.2 ppg last year in his first season as a Rocket starter. **Williams' 26 points vs. San Jose State (Nov. 25) marked a career high, the second time this season he's registered a career-best scoring output.** He has scored 15 or more points in each of UT's eight games this season, including a team-best five 20-point outings.

**The Southfield, MI native shot 36.1 percent (52-of-144) from three-point range in 2014-15 and ranked 10th in the MAC with a 39.7 3PTFG% (29-of-73) in league play.**

In Toledo's 92-88 win at Buffalo on Feb. 10, Williams buried a career-high five three-point field goals with all coming in the second half (including four in the final six minutes).

Williams also developed into one of the Rockets' top rebounders last season and is averaging 2.8 rpg this year. He ranked fourth on the team in conference action with 3.9 rpg **(compared to 2.5 rpg in non-league contests) and registered his first career double-double with 18 points and a career-high 10 rebounds vs. Miami (Jan. 27).**

### MOSLEY MANNING THE POINT

After seeing limited action in his rookie campaign, sophomore G **Stuckey Mosley** has assumed the role as the Rockets' starting point guard.

Mosley ranks third on the team with 12.9 ppg and second with 6.0 rpg and 3.9 apg. He also

### TOLEDO'S CAREER BLOCKS LIST

PLAYER, YEARS	BLOCKS
1. J.C. Harris, 1989-92	138
<b>2. Nathan Boothe, 2012-pres. 130</b>	
3. Casey Shaw, 1994-98	112
4. Craig Sutters, 1989-81	80
5. Jerrah Young, 2005-08	73

### TOLEDO'S SEASON BLOCKS LIST

PLAYER, YEARS	BLOCKS
1. J.C. Harris, 1991-92	60
2. J.C. Harris, 1990-91	45
3. Jerrah Young, 2007-08	43
<b>4. Nathan Boothe, 2014-15 42</b>	
<b>Nathan Boothe, 2012-13 42</b>	

### NATHAN BOOTHE CAREER DOUBLE-DOUBLES

OPPONENT (DATE)	PTS.-REB
1. Kent State (2/13/15)	14-15
2. @Loyola (IL) (11/21/15)	29-11
3. vs. San Jose State (11/25/15)	12-13
4. vs. Middle Tennessee (11/28/15)	19-12

### Rockets' Record By Margin of Victory/Defeat in 2015-16

1	2	3	4	5	6	7	8	9	10	11-15	16-20	21+
	1-0					0-1	1-1			2-0		2-0

ranks second in the MAC with an 89.3 free-throw percentage (25-of-28) and is tied for sixth and eighth in the MAC with a 1.9 assist/turnover ratio and 5.4 defensive rpg, respectively.

Mosley has grabbed six or more boards in six of eight games this season and has shot 50 percent or better from the field in five contests. He registered career highs in points (19), field goals (8), field goals attempted (14) and grabbed six boards vs. San Jose State (11/25).

An Orlando, FL native, Mosley averaged 3.3 ppg, 0.8 rpg and 0.5 apg as a freshman in 10.5 ppg as a backup to former Rocket and three-time All-MAC honoree Julius Brown.

**CLEANING THE GLASS**

Toledo has done a solid job on the boards this season and has held the upper hand in the rebounding department in six of eight contests. UT is outrebounding its opposition by 2.9 rpg with **Nathan Boothe** and **Stuckey Mosley** leading the way with 9.3 and 6.0 rpg, respectively. Boothe is the MAC's top defensive rebounder, averaging 7.34 rpg.

Toledo, which led the conference with a plus-3.9 rebounding margin last year, was 18-5 when it out-rebounded opponents in 2014-15. **The Rockets performed even better on the boards in league play, ranking first with a plus-4.4 advantage on the glass as well as a league-best 26.1 defensive rebounds per game.**

Toledo ranked fourth in the MAC in 2013-14 with a plus-2.4 rebounding margin, marking the first time that UT grabbed more rebounds than their opponents for an entire season since the 2001-02 campaign.

**SHARPSHOOTERS**

UT has been red-hot from the field in its first eight games, shooting a MAC-best 48.7 percent. The Rockets have also topped the conference in shooting the last two seasons, posting a 47.0 mark in 2014-15 and a 46.5 FG% in 2013-14. **The Rockets set the pace in league play as well last year with a 47.7 shooting mark, well ahead of Miami's 45.1 accuracy in league play.**

**Toledo ranks fourth in the MAC this season with 7.9 treys per game and fifth with its 36.6 3PTFG%.** The Rockets ranked second in the conference last year with a 36.6 three-point field-goal percentage, trailing only Central Michigan (37.3) and just ahead of Western Michigan (36.4). Ohio held a slim lead, 36.6 to 36.0 percent, over the Rockets in league play.

The Rockets notched the best three-point shooting performance in the nation last season with a school-record 85.7 3PTFG% (12-of-14) at Buffalo on Feb. 10. UT also set its school record for a Mid-American Conference game earlier this season by burying 9-of-11 (81.8 percent) long-distance attempts in their 84-67 win over Akron (Jan. 9).

The Rockets are shooting 72.8 percent (**2nd in MAC**) from the free-throw line after topping the MAC with a 74.2 FT% last season. UT was also second in 2013-14 with its 72.5 free-throw percentage (behind Miami's 75.4%).

Toledo paced the MAC at the charity stripe in the 2011-12 and 2012-13 seasons, posting a 72.6 mark in 2011-12 and ranking eighth nationally in 2012-13 with a school-record 76.1 clip.

**SPREADING THE SCORING AROUND**

Five Rockets scored in double digits last year and three are doing so this season. **Jonathan Williams** leads the way with 19.9 ppg and is followed by **Nathan Boothe** (19.6) and **Stuckey**

**UT IN 2015-16  
MAC OVERALL STATS**

<b>Offensive Categories</b>	
Scoring Offense	80.8 ppg/2nd
Scoring Margin	+9.2 ppg/5th
<b>Field-Goal Percentage</b>	<b>48.7%/1st</b>
Free-Throw Percentage	72.8%/2nd
Three-Point Field-Goal Percentage	36.6%/5th
Three-point Field Goals Made	7.9/4th
Offensive Rebounds	8.6 rpg/12th
Defensive Rebounds	27.0 rpg/5th
Rebounding Margin	+2.9 rpg/8th
<b>Assists</b>	<b>18.1 apg/1st</b>
<b>Assist/Turnover Ratio</b>	<b>1.69/1st</b>
Turnover Margin	+1.9/6th
<b>Defensive Categories</b>	
Scoring Defense	71.5 ppg/9th
Field-Goal% Defense	42.9%/T-7th
Three-point Field-Goal% Defense	39.0%/12th
Blocked Shots	2.3 bpg/10th
Steals	4.4 spg/12th
<b>Individual Categories (Overall Games)</b>	
<b>Points</b>	<b>J. Williams-19.9 ppg/1st</b> <b>N. Boothe-19.6 ppg/2nd</b> S. Mosley-12.9 ppg/T-15th
<b>Rebounds</b>	<b>N. Boothe-9.3 rpg/2nd</b> S. Mosley-6.0 rpg/15th
Assists	N. Boothe-4.8 apg/5th S. Mosley-3.9 apg/T-7th
Blocked Shots	N. Boothe-1.0 bpg/T-9th
Offensive Rebounds	N. Boothe-2.0 rpg/T-13th
<b>Def. Rebounds</b>	<b>N. Boothe-7.3 rpg/1st</b> S. Mosley-5.4 rpg/8th
Field-Goal Percentage	N. Boothe-58.1%/6th J. Williams-50.4%/14th S. Mosley-49.3%/15th
<b>FT Percentage</b>	<b>S. Mosley-89.3%/2nd</b>
<b>3PTFT Percentage</b>	<b>N. Boothe-50.0%/T-3rd</b>
<b>3PTFG/Game</b>	J. Williams-1.9/T-13th
<b>Assist/TO Ratio</b>	<b>N. Boothe-2.4/2nd</b> S. Mosley-1.9/T-6th
Minutes	N. Boothe-30.5 mpg/T-10th J. Williams-30.5 mpg/T-10th
<b>Note:</b> Through games played on December 7.	
<b>2015-16 MAC PRESEASON POLL</b>	
<b>West Division</b>	
1. Central Michigan (23).....	138
2. Toledo .....	<b>110</b>
3. Western Michigan .....	94
4. Eastern Michigan.....	71
5. Northern Illinois .....	37
6. Ball State.....	33
<b>East Division</b>	
1. Akron (17).....	132
2. Kent State (5).....	116
2. Ohio.....	69
4. Buffalo (1).....	64
5. Bowling Green .....	60
6. Miami.....	42
(1st place votes in parentheses)	
<b>MAC Tournament Winner:</b> Central Michigan (15), Akron (6), Buffalo (1), Kent State (1).	

**2015-16 SPECIALTY STATS**

**Double-Figure Scoring Games: 26** - Nathan Boothe (8), Jonathan Williams (8), Stuckey Mosley (5), Nate Navigato (3), Jaelan Sanford (2).

**20-Point Scoring Games: 9** - Jonathan Williams (5), Nathan Boothe (3), Jaelan Sanford (1).

**30-Point Scoring Games: None.**

**Double-Figure Rebounding Games: 3** - Nathan Boothe (3).

**Double-Figure Assist Games: 1** - Nathan Boothe (1).

**Triple-Doubles: 1** - Nathan Boothe (1).

**Double-Doubles: 3** - Nathan Boothe (3).

**\*Games Leading UT in Scoring:** Jonathan Williams (4), Nathan Boothe (4), Jaelan Sanford (1).

**\*Games Leading UT in Rebounding:** Nathan Boothe (6), Stuckey Mosley (3).

**\*Games Leading UT in Assists:** Nathan Boothe (6), Stuckey Mosley (3), Stuckey Mosley (1), Nick Rogers (1), Jaelan Sanford (1).

**\*Games Leading UT in Steals:** Stuckey Mosley (4), Jaelan Sanford (3), Jordan Lauf (2), Jonathan Williams (2), Nathan Boothe (1), Zach Garber (1), Nate Navigato (1).

**\*Games Leading UT in Blocks:** Nathan Boothe (4), Jordan Lauf (2), Jaelan Sanford (2), Stuckey Mosley (1).

**Dunks: 5** - Nathan Boothe (3), Taylor Adway (1), Jaelan Sanford (1).

**UT's 2015-16 RECORD WHEN...**

At home:	2-0
On road:	1-1
Neutral:	2-1
In overtime:	0-0
Following a Toledo win:	2-2
Following a Toledo loss:	2-0
Leading at the half:	4-1
Trailing at the half:	0-0
Tied at halftime:	1-1
Leading w/ 5:00 remaining:	5-1
Trailing w/ 5:00 remaining:	0-1
Tied w/ 5:00 remaining:	0-0
Shoot 45% or above from field:	5-1
Shoot less than 45% from field:	0-1
Opponent shoots 45% or above:	1-2
Opponent shoots less than 45%:	4-0
UT outshoots opponent:	5-0
Opponent outshoots UT:	0-2
Both teams shoot same from floor:	0-0
Shoot 70% or above from line:	4-0
Shoot less than 70% from line:	1-2
UT outrebounds opponent:	4-0
Opponent outrebounds UT:	1-2
Rebounds are equal:	0-0
UT has more turnovers:	1-0
Opponent has more turnovers:	4-2
Turnovers are equal:	0-0
UT hits 8 or more 3PT FGs:	3-1
Opponent hits 8 or more 3PT FGs:	2-2
One UT player w/10+ points:	0-0
Two UT players w/10+ points:	0-2
Three UT players w/10+ points:	1-0
Four UT players w/10+ points:	3-0
Five-plus UT players w/10+ points:	1-0
Game decided by 1-5 points:	0-0
Game decided by 6-10 points:	1-2
Game decided by 11-15 points:	2-0
Game decided by 16+ points:	2-0
UT scores less than 60 points:	0-0
UT scores 60-69 points:	0-1
UT scores 70-79 points:	1-1
UT scores 80+ points:	4-0
UT allows less than 60 points:	0-0
UT allows 60-69 points:	2-1
UT allows 70-79 points:	3-1
UT allows 80+ points:	0-0
UT plays in November:	4-2
UT plays in December:	1-0
UT plays in January:	0-0
UT plays in February:	0-0
UT plays in March:	0-0
UT plays on Monday:	0-0
UT plays on Tuesday:	0-0
UT plays on Wednesday:	3-0
UT plays on Thursday:	0-0
UT plays on Friday:	1-0
UT plays on Saturday:	1-2
UT plays on Sunday:	0-0

Mosley (12.9). **Nate Navigato** (7.8) and **Jaelan Sanford** (7.8) are just over two points away from double figures.

Last year, Julius "Juice" Brown set the pace at 16.3 ppg (**3rd in MAC**) followed by Justin Drummond (13.1/13th), J.D. Weatherspoon (12.9/14th), **Williams (10.2/30th)** and **Boothe (10.0)**.

Brown paced the Rockets in scoring a team-high 14 times last season with Weatherspoon and Drummond setting the pace on eight and six occasions, respectively. Also leading Toledo in scoring were Boothe four times and Williams three times.

**PROTECTING THE BALL**

The Rockets rank 34th nationally with just 10.8 turnovers committed per game. UT registered fewer turnovers than its opponent in its first six contests but has committed season highs in each of its last two games with 13 vs. Cleveland State and 16 at Green Bay.

Toledo committed a season-low six turnovers vs. San Jose State (Nov. 25) and matched its season high with 25 assists.

**DEADEYE SHOOTERS**

Four Rockets are shooting over 80 percent from the charity stripe. Freshman **Nate Navigato** (.923, 12-of-13) leads the way followed by sophomore **Stuckey Mosley** (.893, 25-of-28), freshmen **Jaelan Sanford** (.833, 15-of-18) and **Nick Rogers** (.813, 13-of-16).

**UT LOOKING TO REBOUND IN SAVAGE AFTER HOMECOURT ADVANTAGE TAKES A SLIGHT HIT**

Toledo has won its first two home games after posting a 10-5 win-loss mark in Savage Arena last year. **The Rockets' five defeats last season came by a total of 12 points – 82-79 vs. Detroit, 65-62 vs. Central Michigan, 81-78 (OT) vs. Western Michigan, 76-75 (OT) vs. Kent State and 84-82 vs. Northern Illinois.**

Even with its five home losses last year, UT is 41-10 (.804) in its last 51 home games (including 24-7 (.774) vs. MAC opponents) dating back to 2011-12. **The Rockets' unbeaten record (15-0) at home in 2013-14 was their first since 1966-67 and just the fourth time in school history UT has accomplished the feat.**

Toledo posted an 11-8 ledger in Savage Arena in 2011-12 for its first winning home record since the 2007-08 campaign when it registered a 9-3 mark. After experiencing just one losing home campaign (7-9 in 1991-92) in the previous 51 years, the Rockets notched 6-7, 4-11 and 4-12 win-loss marks for a combined 14-30 (.318) ledger over the previous three years (2008-11) in Savage Arena.

Prior to the 2008-09 season, UT had posted a 55-8 (.873) home record for a five-year period from 2003-08 and was 107-23 (.823) on its homecourt from 1998-2008.

**ROCKETS WELCOMING TALENTED RECRUITING CLASS FOR 2015-16 CAMPAIGN**

Head Coach **Tod Kowalczyk** brought a sizable recruiting class into the Rockets' program for the 2015-16 campaign.

Joining Toledo's roster are 6-9, 210-pound forward **Taylor Adway** (Hazel Crest, IL), 6-11, 210-pound forward/center **Luke Knapke** (Minster, OH), 6-8, 215-pound forward **Nate Navigato** (Geneva, IL), 6-1, 170-pound guard **Nick Rogers** (Indianapolis, IN), 6-4, 195-pound guard **Jaelan Sanford** (Evansville, IN) and 6-3, 200-pound guard **Chandler White** (Fort Wayne, IN).

Adway, who attended the same high school as Rocket senior guard Julius Brown, averaged 17.0 points, 10.0 rebounds and 5.0 blocks per game for Hillcrest High School last year to earn South Suburban League Most Valuable Player honors for a second straight season.

Knapke, who is planning to redshirt for the 2015-16 campaign, earned *Ohio Hoops* Division IV second-team all-state honors as senior as well as to the *Associated Press* Division IV special mention All-Ohio squad.

Navigato averaged 20.5 points, 5.3 rebounds and 2.1 assists as a senior to lead Geneva High School to a school-record 30 victories and a fourth-place finish in Illinois' Class 4A state tournament.

Rogers attended Elev8 Institute in Delray Beach, FL last year. He concluded his high school career at Traders Point Christian Academy in Indiana in 2014 and served as team captain as a senior en route to earning Team MVP and NACA All-Tournament Team honors. During that campaign, he averaged 19.7 ppg, 4.6 apg, 3.8 rpg and 2.0 spg with a 49.4 FG%, 39.4 three-point FG% and 80.0 FT%.

Sanford finished as Reitz High School's all-time leading scoring with 1,544 points (sixth in Evansville prep history). He also earned first-team all-state, All-Southern Indiana Athletic

Conference, all-city and all-metro accolades as a senior and was tabbed for a spot on the 2015 Indiana Basketball Coaches Supreme 15 squad. As a senior, he averaged 20.7 ppg to help team post 29-2 win-loss mark and advance to state tournament championship game.

A member of the Indiana Basketball Coaches Supreme 15 squad, White averaged 13.8 points, 5.0 rebounds, 2.3 assists and 1.9 steals per game as a season and surpassed the 1,000 career point mark as well. He also was a member of the Indiana Elite AAU team that won the Adidas Super 64 championship the Summer of 2014.

**JAMES GORDON IV INKS NLI TO JOIN ROCKETS IN 2016-17**

**James Gordon IV (Shelbyville, KY)** signed a National Letter of Intent to attend the University of Toledo beginning in the 2016-17 academic year.

Gordon attended Shelby County High School the last three years (2012-15) before transferring to Simeon Career Academy in Chicago, IL this past summer. Gordon averaged 12.6 ppg en route to earning all-region honors as a junior. He also was an all-region selection and earned a spot on the all-district tournament team as a sophomore after averaging 12.9 ppg.

**A LOOK AHEAD**

The Rockets return home to host Oakland on Saturday, marking their fourth straight contest against a Horizon League member. The contest with the Golden Grizzlies marks the beginning of a four-game homestand during which UT will host Bethune-Cookman (Dec. 19), North Carolina A&T (Dec. 21) and Northern Kentucky (Dec. 30).

**LEADS AND DEFICITS**

<b>Largest Halftime Lead</b> .....	15 at Loyola (IL) (11/21/15)
<b>Largest Halftime Lead Lost</b> .....	15 at Loyola (IL) (11/21/15)
<b>Largest Halftime Deficit</b> .....	N/A
<b>Largest Halftime Def. Overcome</b> .....	N/A
<b>Largest Second-Half Lead</b> .....	23 at Youngstown State (11/18/15)
<b>Largest Second-Half Deficit</b> .....	11 vs. Middle Tennessee (11/28/15)
<b>Largest Lead Overall</b> .....	23 at Youngstown State (11/18/15)
<b>Largest Deficit Overcome to Win</b> .....	6 at Green Bay (12/6/15)

**Note:** Only games vs. NCAA Division I opponents included.

**COLLEGEINSIDER.COM MID-MAJOR TOP 25 POLL (DECEMBER 7, 2015)**

<b>TEAM</b>	<b>W-L</b>	<b>Pts.</b>	<b>PVS</b>
1. Gonzaga (27)	5-2	763	1
2. Saint Mary's (2)	6-0	706	4
3. Valparaiso	7-2	685	5
4. Northern Iowa	5-2	664	2
5. Evansville (1)	7-1	639	6
6. BYU	5-2	622	3
7. Ark.-Little Rock (1)	7-0	475	15
8. Monmouth	5-3	455	7
9. Wichita State	3-4	437	10
10. Chattanooga	5-2	421	8
11. Belmont	5-4	397	9
<b>12. Akron</b>	<b>6-2</b>	<b>360</b>	<b>17</b>
13. Southern Illinois	8-1	323	25
14. UC-Irvine	6-3	301	11
15. Oakland	4-3	287	13
16. Stephen F. Austin	4-3	248	16
17. UT-Arlington	7-2	237	20
18. Western Illinois	6-1	204	18
19. South Dakota State	7-1	203	19
20. Mercer	8-1	161	24
21. Yale	5-3	135	21
22. Hofstra	6-2	132	23
23. North Florida	6-4	127	12
24. Northeastern	6-2	102	22
25. Iona	3-2	81	NR

**Others receiving votes:** Louisiana Monroe 76, Toledo 73, College of Charleston 72, UL-Lafayette 68, Sacramento State 63, Stony Brook 62, Albany 41, **Kent State 33**, Hawaii 31, William & Mary 31, Alabama A&M 29, **Central Michigan 29**, Milwaukee 29, Montana 25, Oral Roberts 25, **Northern Illinois 22**, UNC-Wilmington 20, **Ball State 16**, Illinois State 16, Winthrop 15, Eastern Kentucky 12, Murray State 11, NJIT 11, Georgia State 10, High Point 9, Long Beach State 9, Radford 9, Cal Poly 6, Navy 6, Pepperdine 6, Southern 6, CSU-Fullerton 5, Princeton 5, Bucknell 4, **Loyola (IL) 4**, James Madison 3, North Dakota State 2, Weber State 2, Grand Canyon 1, Saint Peter's 1, Siena 1, Texas A&M-Corpus Christi 1.

**Note:** Teams listed in **Bold** are Toledo opponents this season.

# 2015–16 Toledo Men's Basketball Roster

No.	Name	Yr.	Pos.	Ht.	Wt.	Hometown – High School
1	Jonathan Williams**	Jr.	G	6-4	185	Southfield, MI - Southfield-Lathrup
2	Taylor Adway	Fr.	F	6-9	210	Hazel Crest, IL - Hillcrest
3	Stuckey Mosley*	So.	G	6-3	180	Orlando, FL - Timber Creek
4	Fred John Jr.#	Fr.	F	6-5	205	Southfield, MI - Southfield-Lathrup
5	Chandler White	Fr.	G	6-2	195	Fort Wayne, IN - Carroll
10	Nick Rogers	Fr.	G	6-1	170	Indianapolis, IN - Traders Point Christian Acad./Elev8 Institute (FL)
13	Jaelan Sanford	Fr.	G	6-4	195	Evansville, IN - Reitz
23	Steve Taylor Jr.&	Sr.	F	6-7	240	Chicago, IL - Simeon/Marquette
25	Jordan Lauf**	Jr.	G	6-5	190	Napoleon, OH - Napoleon
30	Luke Knapke	Fr.	F/C	6-11	210	Minster, OH - Marion Local
33	Zach Garber**	Jr.	C	6-10	240	Carey, OH - Vanlue
35	Nate Navigato	Fr.	F	6-8	215	Geneva, IL - Geneva
53	Nathan Boothe***	Sr.	C	6-9	250	Gurnee, IL - Warren Township

\* - Letters earned & - Not eligible until 2016-17 season after transferring from Marquette # - Walk-on

**PRONUNCIATION GUIDE:** Nathan Boothe (BOOTH), Jason Kalsow (KELL-so), Tod Kowalczyk (Kuh-WALL-check), Luke Knapke (NAP-kee), Jordan Lauf (rhymes with off), Nate Navigato (NAH-vuh-GAH-toe), Jaelan Sanford (JAY-len)

**HEAD COACH:** Tod Kowalczyk (6th season, Minnesota-Duluth '89)

**ASSISTANT COACH:** Jason Kalsow (6th season, UW-Stevens Point '05)

**ASSISTANT COACH:** Jeff Massey (2nd season, Xavier '95)

**ASSISTANT COACH:** Nick Dials (2nd season, Akron '08)

**DIRECTOR OF OPERATIONS:** Kyle Barlow (2nd season, Concordia (MI) Univ. '10)

**GRADUATE ASSISTANT VIDEO COORDINATOR:** Seth Evans (1st season, Florida Southern '13)

**ASSISTANT A.D. FOR SPORTS MEDICINE:** Brian Jones (19th season, Ball State '95)

**TEAM PHYSICIANS:** Dr. Nael Bahhur, Dr. Roger Kruse

**STRENGTH & CONDITIONING COACHES:** Steve Murray, Jason MacLean



**FRONT ROW (l-r):** Fred John Jr., Jordan Lauf, Stuckey Mosley, Chandler White, Head Coach Tod Kowalczyk, Nick Rogers, Jaelan Sanford, Jonathan Williams, Steve Taylor Jr.

**BACK ROW (l-r):** Head Student Manager Jake Brehmer, Dir. of Operations Kyle Barlow, Asst. Coach Jason Kalsow, Nate Navigato, Nathan Boothe, Luke Knapke, Zach Garber, Taylor Adway, Asst. Coach Jeff Massey, Graduate Asst. Video Coordinator Seth Evans, Asst. AD for Sports Medicine Brian Jones. **NOT PICTURED:** Assistant Coach Nick Dials.

# HEAD COACH TOD KOWALCZYK

## Head Coach, University of Toledo, 2010-present

- Posted 20-13 win-loss mark in 2014-15 for UT's first back-to-back 20-win campaigns since program posted five straight such seasons from 1976-81
- Won Mid-American Conference-best 47 games over last two seasons for most ever by Rocket squad in a two-year span
- Set school record with a national-best 85.7 three-point field-goal percentage at Buffalo (Feb. 10) by making 12-of-14 three-point attempts
- Won school-record 27 games in 2013-14, a victory total that ranks fourth in MAC history
- Opened 2013-14 campaign with 12 straight victories for UT's second-best start in school history and were featured in *New York Times* and *USA Today* among others
- Posted 15-0 home record for Toledo's first unbeaten mark since 1966-67 and just the fourth time in school history UT has accomplished the feat.
- Led MAC and ranked in Top 20 nationally in points per game (79.2) and assist/turnover ratio (1.47)
- Guided UT to its first postseason berths since 2007 with trips to the 2012 CIT and 2014 NIT
- Improved Toledo's APR of 858 prior to his arrival to an impressive 990
- One of 30 schools in nation to receive NABC's Team Academic Excellence Award for cumulative Grade Point Average of 3.0 or better throughout 2013-14 academic year
- After inheriting team that finished last in Mid-American Conference's West Division two years in a row, led Toledo to 2012-13 division title and 2013-14 league championship
- The championships were the school's first of any kind since 2007
- With the fifth least-experienced team in the country, led Toledo to a 15-win improvement from his first to second year, the second-best turnaround in 2011-12
- Guided Rockets to 19 wins in 2011-12, four more than Toledo's three previous seasons combined (15)
- Six Rockets have earned all-league honors on 12 occasions, including **Julius Brown**, a three-time All-MAC honoree and the 2011-12 MAC Rookie of Year
- **Rian Pearson** and **Julius Brown** became first Rockets to earn first-team all-conference honors since 2007
- Only MAC school to have four members on all-conference team in each of last two seasons
- Placed a player on MAC's All-Freshman Team in three straight years (2011-12, 2012-13, 2013-14)

## Head Coach, Univ. of Wisconsin-Green Bay, 2002-10

- Graduated every player who completed his eligibility during his time at UWGB and registered a five-year APR of 964
- Led UWGB to consecutive 20-win seasons (2009, 2010) and postseason bids (CBI) for the first time in 14 years
- Opening round CBI win in 2010 was Green Bay's first postseason win since 1994
- One of only 18 programs to finish among their league's top four from 2004-10

## TOD the BUILDER

- Coach Kowalczyk is extremely proficient at turning around programs. When looking at his career record minus his first season at the helm of both Green Bay and Toledo, Coach Kowalczyk's record is 213-144 (.597) overall and 111-75 (.597) in conference play.
- Coach Kowalczyk produced a seven-win improvement from Year 1 (10-20) to Year 2 (17-11) at Green Bay.
- Coach Kowalczyk doubled that feat and more at Toledo in the 2011-12 campaign as UT registered 15 more wins than his first season at the Rocket helm.

- Green Bay's 24 Horizon League wins over his final two years were the most since 1996 and 1997
- In 2009-10, Green Bay beat No. 15 Wisconsin for first time in 16 tries
- Beat No. 11 Butler in 2009 - the highest-ranked team ever defeated and the first win over ranked team since 1998 for UWGB
- Played 14 ranked teams during his tenure; UWGB had played only 15 in the 21 years prior to his arrival
- Had 22 overall wins and 13 conference victories in 2008-09, the most for Green Bay since 1995-96
- The 2009 CBI was UWGB's first postseason bid since 1995-96
- One of only two Division I schools in 2008-09 to lead its conference in scoring offense, field-goal percentage, free-throw percentage and three-point field-goal percentage
- Only school in 2008-09 among the top 10 in free throw percentage and three-point shooting - both school records
- Recorded at least 10 home wins in seven straight seasons
- Recorded seven road wins in 2008-09, the most by the school since 1994-95
- Recruited three 1,000-point scorers in the Class of 2009 - **Terry Evans**, **Mike Schachtner**, and **Ryan Tillema** - the most for any one class in school history
- In all, his players earned 10 All-Conference honors and four earned All-Newcomer Team status
- Had one of the country's best single-season turnarounds in 2003-04, improving from 10-20 (2002-03) to 17-11 in 2003-04
- Inherited a program with a RPI of 265 and coming off three consecutive losing seasons

## Assistant Coach, Marquette University, 2000-02

- Played a key role in the development of future NBA all-star Dwyane Wade while at Marquette
- Helped the Golden Eagles reach the NCAA Tournament in 2001-02, placing No. 12 in the final AP poll with a 26-7 record - the third most wins in school history
- Reached a high of No. 9 in the 2001-02

## Coach Kowalczyk's Year-By-Year Breakdown

Year	School	W-L	W-L	Conf. Place	Notes
2002-03	Green Bay	10-20 (.333)	4-12 (.250)	T-6th	
2003-04	Green Bay	17-11 (.607)	11-5 (.688)	3rd	
2004-05	Green Bay	17-11 (.607)	10-6 (.625)	2nd	Best Horizon finish since 1995-96
2005-06	Green Bay	15-16 (.484)	8-8 (.500)	T-3rd	
2006-07	Green Bay	18-15 (.545)	7-9 (.438)	T-4th	Most wins since 1998-99
2007-08	Green Bay	15-15 (.500)	9-9 (.500)	T-4th	
2008-09	Green Bay	22-11 (.667)	13-5 (.722)	2nd	CBI Tournament; most wins since 1995-96; beat No. 11 Butler
2009-10	Green Bay	22-13 (.629)	11-7 (.611)	3rd	Consecutive 20-win seasons for first time in 14 years; CBI second round
2010-11	Toledo	4-28 (.125)	1-15 (.063)	6th/West	
2011-12	Toledo	19-17 (.528)	7-9 (.438)	2nd/West	CIT second round; 2nd-largest win improvement in nation
2012-13	Toledo	15-13 (.536)	10-6 (.625)	T-1st/West	UT's first MAC West Division title since 2007
2013-14	Toledo	27-7 (.794)	14-4 (.778)	T-1st/West	School-record wins; UT's 8th MAC reg. season title & 8th NIT appearance
2014-15	Toledo	20-13 (.606)	11-7 (.611)	2nd/West	Back-to-back 20 wins; First time at UT in 34 years
2015-16	Toledo	6-2 (.750)	0-0 (.000)	-	
<b>Totals</b>	<b>13 years</b>	<b>227-192 (.542)</b>	<b>116-102 (.532)</b>		

## PLAYER HONORS UNDER COACH KOWALCZYK

### Capital One/CoSIDA Academic All-American

Mike Schachtner, Third Team (2007)  
Mike Schachtner, Second Team (2008)  
Mike Schachtner, Second Team (2009)

### Division I-AAA Scholar-Athlete

Mike Schachtner, 2007-08-09  
Matt Rohde, 2005  
Ryan Tillema, 2008-09

### Horizon League Defensive Player of Year

Terry Evans, 2008

### Horizon League Sixth Man of Year

Ryan Tillema, 2009

### Horizon League All-Conference

Brandon Morris, Second Team, 2004  
Javier Mendiburu, First Team, 2005  
Benito Flores, Second Team, 2005  
Ryan Evanochko, Second Team, 2006 & 2007  
Mike Schachtner, Second Team, 2007 & 2008  
Ryan Tillema, First Team, 2009  
Rahmon Fletcher, Second Team, 2009  
Rahmon Fletcher, First Team, 2010

### Horizon League All-Defensive Team

Terry Evans, 2006, 2007, 2008, 2009

### Horizon League All-Newcomer Team

Brandon Morris, 2004  
Benito Flores, 2005  
Mike Schachtner, 2006  
Rahmon Fletcher, 2008

### Mid-American Conference All-League

Rian Pearson, Second Team, 2012  
Curtis Dennis, Hon. Mention, 2012  
Rian Pearson, First Team, 2013  
Julius Brown, Third Team, 2013  
Julius Brown, First Team, 2014  
Rian Pearson, Second Team, 2014  
Justin Drummond, Third Team, 2014  
J.D. Weatherspoon, Hon. Mention, 2014  
Julius Brown, First Team, 2015  
Justin Drummond, Third Team, 2015  
J.D. Weatherspoon, Third Team, 2015  
Nathan Boothe, Hon. Mention, 2015

### MAC Freshman of Year

Julius Brown, 2012

### MAC All-Freshman Team

Julius Brown, 2012  
Nathan Boothe, 2013  
Jonathan Williams, 2014

## COACH KOWALCZYK VS. OPPONENTS

Team	W-L	Team	W-L	Team	W-L
<b>Akron</b>	<b>4-3</b>	Indiana State	1-0	Ohio State	0-1
Alabama	0-1	IPFW	0-1	Oregon	0-1
Alabama-Birmingham	0-1	IUPUI	1-1	Rhode Island	0-1
Alaska-Fairbanks	0-1	Iowa	0-1	Robert Morris	2-1
Arkansas State	2-0	Jacksonville State	1-1	Rochester (MI) College	1-0
Austin Peay	1-0	Kansas	0-1	Rollins	0-1
<b>Ball State</b>	<b>6-4</b>	Kansas State	1-0	Saint Louis	0-1
Boston College	1-0	<b>Kent State</b>	<b>3-4</b>	Samford	2-0
<b>Bowling Green</b>	<b>5-2</b>	Long Beach State	1-1	Sam Houston State	2-0
<b>Buffalo</b>	<b>2-4</b>	<b>Loyola (IL)</b>	<b>10-10</b>	<b>San Jose State</b>	<b>1-0</b>
Butler	4-14	Marshall	1-0	Savannah State	1-0
UC-Irvine	1-0	Massachusetts	1-1	USC-Upstate	1-0
Centenary	1-0	McNeese State	3-0	South Dakota State	2-0
<b>Central Michigan</b>	<b>7-7</b>	Miami (FL)	0-1	Southeast Missouri State	1-1
Chicago State	6-1	<b>Miami (OH)</b>	<b>5-1</b>	Southern Mississippi	0-1
Cincinnati	0-1	Michigan State	0-4	Stony Brook	1-0
<b>Cleveland State</b>	<b>15-8</b>	Michigan Tech	1-0	Temple	0-2
College of Charleston	0-1	<b>Middle Tennessee</b>	<b>0-1</b>	Texas A&M-Corpus Christi	1-0
Coppin State	1-0	Milwaukee	7-9	Texas-Pan American	1-0
Delaware	1-0	Minnesota	0-1	Texas State	0-1
Delaware State	1-0	Minnesota-Duluth	1-0	Troy State	1-0
<b>Detroit</b>	<b>11-11</b>	Missouri	0-1	Utah	0-1
Duke	0-1	Montana State	2-0	Valparaiso	5-3
Eastern Illinois	2-2	Morgan State	1-0	Vermont	0-1
<b>Eastern Michigan</b>	<b>8-6</b>	Norfolk State	0-1	Victory (TN) Univ	1-0
Fairleigh Dickinson	1-1	UNC-Greensboro	1-0	Virginia Commonwealth	0-1
Florida A&M	1-0	UNC-Wilmington	1-1	Washington	0-1
Florida Atlantic	1-0	North Dakota	2-0	Weber State	1-1
Florida Gulf Coast	1-2	North Dakota State	4-1	<b>West Virginia Tech</b>	<b>1-0</b>
<b>Green Bay</b>	<b>1-0</b>	Northern Arizona	1-0	Western Illinois	2-0
Hartford	1-0	<b>Northern Kentucky</b>	<b>1-0</b>	<b>Western Michigan</b>	<b>5-8</b>
Houston Baptist	3-0	<b>Northern Illinois</b>	<b>7-5</b>	Wisconsin	1-7
Idaho State	1-0	Northern Iowa	0-4	Wright State	8-9
Illinois	0-1	Northern Michigan	4-0	<b>Youngstown State</b>	<b>16-6</b>
Illinois-Chicago	12-9	Northwestern Ohio	1-0	2015-16 Opponents in <b>Bold</b>	
Illinois State	0-2	<b>Oakland</b>	<b>1-4</b>		
Indiana Northwest	2-0	<b>Ohio</b>	<b>3-5</b>		

# 2015-16 TOLEDO STATISTICS

## 2015-16 Toledo Basketball TOLEDO Combined Team Statistics (as of Dec 06, 2015) All games

RECORD:	OVERALL	HOME	AWAY	NEUTRAL
ALL GAMES	6-2	2-0	2-1	2-1
CONFERENCE	0-0	0-0	0-0	0-0
NON-CONFERENCE	6-2	2-0	2-1	2-1

#	Player	gp-gs	min	avg	Total		3-Point		F-Throw		Rebounds				pf	dq	a	to	blk	stl	pts	avg
					fg-fga	fg%	3fg-fga	3fg%	ft-fa	ft%	off	def	tot	avg								
01	WILLIAMS, Jonathan	8-8	244	30.5	62-123	.504	15-44	.341	20-32	.625	4	18	22	2.8	14	0	21	22	0	6	159	19.9
53	BOOTHE, Nathan	8-8	244	30.5	68-117	.581	8-16	.500	13-18	.722	16	58	74	9.3	21	0	38	16	8	5	157	19.6
03	MOSLEY, Stuckey	8-8	240	30.0	35-71	.493	8-21	.381	25-28	.893	5	43	48	6.0	17	0	31	16	3	8	103	12.9
35	NAVIGATO, Nate	8-8	204	25.5	18-47	.383	14-38	.368	12-13	.923	2	25	27	3.4	17	0	13	7	1	2	62	7.8
13	SANFORD, Jaelan	8-8	204	25.5	18-44	.409	11-32	.344	15-18	.833	2	10	12	1.5	11	0	15	7	3	4	62	7.8
25	LAUF, Jordan	8-0	199	24.9	13-29	.448	4-13	.308	7-14	.500	13	15	28	3.5	20	0	11	4	2	7	37	4.6
33	GARBER, Zach	8-0	77	9.6	5-12	.417	0-0	.000	17-25	.680	9	14	23	2.9	13	0	2	2	0	1	27	3.4
10	ROGERS, Nick	8-0	93	11.6	4-18	.222	3-8	.375	13-16	.813	2	4	6	0.8	14	0	10	4	1	2	24	3.0
02	ADWAY, Taylor	8-0	84	10.5	7-11	.636	0-0	.000	1-5	.200	6	10	16	2.0	10	0	4	7	0	0	15	1.9
04	JOHN JR, Fred	2-0	5	2.5	0-0	.000	0-0	.000	0-0	.000	0	2	2	1.0	0	0	0	0	0	0	0	0.0
05	WHITE, Chandler	2-0	6	3.0	0-0	.000	0-0	.000	0-0	.000	0	1	1	0.5	0	0	0	0	0	0	0	0.0
Team											10	16	26				1					
Total.....		8	1600		230-472	.487	63-172	.366	123-169	.728	69	216	285	35.6	137	0	145	86	18	35	646	80.8
Opponents.....		8	1600		201-469	.429	67-172	.390	103-142	.725	65	197	262	32.8	160	5	110	101	18	43	572	71.5

TEAM STATISTICS	TOLEDO	OPP	Date	Opponent	Score	Att.
SCORING	646	572	11/14/15	WEST VIRGINIA TECH	w 96-65	3860
Points per game	80.8	71.5	11/18/15	at Youngstown State	w 100-78	1723
Scoring margin	+9.3	-	11/21/15	at Loyola	L 62-69	1556
FIELD GOALS-ATT	230-472	201-469	# 11/25/15	vs San Jose State	w 89-74	2340
Field goal pct	.487	.429	# 11/27/15	vs Loyola	w 82-74	2757
3 POINT FG-ATT	63-172	67-172	# 11/28/15	vs Middle Tennessee	L 70-78	3132
3-point FG pct	.366	.390	12/02/15	CLEVELAND STATE	w 76-65	4014
3-pt FG made per game	7.9	8.4	12/06/15	at Green Bay	w 71-69	2864
FREE THROWS-ATT	123-169	103-142	* = Conference game			
Free throw pct	.728	.725	# = Great Alaska Shootout (Anchorage, AK)			
F-Throws made per game	15.4	12.9				
REBOUNDS	285	262				
Rebounds per game	35.6	32.8				
Rebounding margin	+2.9	-				
ASSISTS	145	110				
Assists per game	18.1	13.8				
TURNOVERS	86	101				
Turnovers per game	10.8	12.6				
Turnover margin	+1.9	-				
Assist/turnover ratio	1.7	1.1				
STEALS	35	43				
Steals per game	4.4	5.4				
BLOCKS	18	18				
Blocks per game	2.3	2.3				
ATTENDANCE	7874	14372				
Home games-Avg/Game	2-3937	3-2048				
Neutral site-Avg/Game	-	3-2743				

Score by Periods	1st	2nd	Totals
TOLEDO	319	327	646
Opponents	253	319	572

# 2015-16 RECAPS & BOX SCORES

## Game #1 Toledo 96, West Virginia Tech 65 Nov. 14, 2015 • Savage Arena

TOLEDO, OH - Four Rockets scored in double digits as Toledo cruised to a 96-65 season-opening victory over NAIA foe West Virginia Tech (2-4). **Jaelan Sanford** topped UT's attack with 22 points, buoyed by a 6-of-8 performance from behind the three-point arc. **Stuckey Mosley** tallied career highs in points (17) and rebounds (8) to go along with four assists and zero turnovers in 26 minutes. UT's two returning starters, **Nathan Boothe** and **Jonathan Williams**, each contributed 15 points. Boothe tied Mosley for team rebounding honors with eight boards and also dished out a game-high six assists in 23 minutes. The Rockets collected 25 assists with Mosley, Sanford and **Nate Navigato** each notching four helpers apiece. Paul Stone and Ryan Atkins paced the Golden Bears in scoring with 20 and 17 points, respectively.

West Virginia Tech (2-4)	fg-a	3fg-a	ft-a	reb	pf	tp	a	to	blk	st	min
Paul Stone (f)	8-15	1-3	3-3	7	4	20	0	4	0	0	28
Patrick Gnagbo (f)	0-2	0-0	0-0	1	3	0	0	1	0	0	14
Eddie Gordon (g)	1-4	1-3	0-0	1	1	3	0	0	0	0	22
Ryan Atkins (g)	6-18	1-3	4-6	11	2	17	5	4	0	1	31
Matthew Kalllead (g)	1-3	1-3	0-0	2	1	3	1	1	0	0	23
Ra'Shaid Kincaid	1-5	1-3	0-0	0	4	3	0	2	1	0	21
Juwuan Wilson	3-10	0-2	0-1	2	2	6	1	1	1	1	20
Cole Schoolcraft	1-2	1-1	0-0	0	4	3	1	1	0	0	11
Brandon Hamilton	2-3	0-1	2-2	1	3	6	0	0	0	0	12
Kenny Plumley	0-2	0-1	4-4	3	2	4	0	1	0	0	18
<b>Totals</b>	<b>23-64</b>	<b>6-20</b>	<b>13-16</b>	<b>32</b>	<b>26</b>	<b>65</b>	<b>8</b>	<b>15</b>	<b>2</b>	<b>2</b>	<b>200</b>

Toledo (1-0)	fg-a	3fg-a	ft-a	reb	pf	tp	a	to	blk	st	min
Nate Navigato (f)	2-6	2-6	2-2	4	3	8	4	2	0	1	22
Nathan Boothe (c)	7-10	1-1	0-1	8	0	15	6	1	0	1	23
Jonathan Williams (g)	5-12	1-6	4-6	3	3	15	2	5	0	1	21
Stuckey Mosley (g)	5-10	1-5	6-6	8	1	17	4	0	0	0	26
Jaelan Sanford (g)	8-10	6-8	0-0	4	2	22	4	1	0	0	30
Taylor Adway	1-3	0-0	0-0	2	2	2	1	1	0	0	19
Fred John Jr.	0-0	0-0	0-0	2	0	0	0	0	0	0	4
Chandler White	0-0	0-0	0-0	1	0	0	0	0	0	0	5
Nick Rogers	1-3	1-2	4-4	2	1	7	2	1	0	0	17
Jordan Lauf	0-2	0-2	2-4	3	3	2	2	0	1	0	16
Zach Garber	2-5	0-0	4-8	6	2	8	0	0	0	1	17
<b>Totals</b>	<b>31-61</b>	<b>12-30</b>	<b>22-31</b>	<b>46</b>	<b>17</b>	<b>96</b>	<b>25</b>	<b>11</b>	<b>1</b>	<b>4</b>	<b>200</b>

West Virginia Tech 32 33 - 65 Shooting: 35.9 FG, 30.0 3FG, 81.3 FT  
 Toledo 46 50 - 96 Shooting: 50.8 FG, 40.0 3FG, 71.0 FT  
 Attendance: 3,860

## Game #2 Toledo 100, Youngstown State 78 Nov. 18, 2015 • Beegly Center

YOUNGSTOWN, OH - Toledo cruised to a 100-78 triumph at Youngstown State, marking its largest margin of victory in a road game in nearly 12 years. The last time the Rockets won a game in a visiting arena by 22 points or more was a 95-71 win at Siena on Dec. 10, 2003. **Nathan Boothe** (26 pts.) and **Jonathan Williams** (20 pts.) both registered career scoring highs to pace UT's attack. **Nate Navigato** contributed 17 points thanks to burying 4-of-7 shots from three-point range and 5-of-6 from the charity stripe. **Stuckey Mosley** was also in double figures with 14 points and paced the Rockets with eight rebounds and a career-high five assists. Cameron Morse led Youngstown State with 23 points and six rebounds.

Toledo (2-0)	fg-a	3fg-a	ft-a	reb	pf	tp	a	to	blk	st	min
Nate Navigato (f)	4-7	4-7	5-6	5	2	17	2	1	1	0	27
Nathan Boothe (c)	12-16	1-2	1-1	7	3	26	2	4	1	0	30
Jonathan Williams (g)	9-18	1-6	1-3	6	2	20	4	1	0	0	31
Stuckey Mosley (g)	5-10	2-2	2-2	8	3	14	5	1	0	2	32
Jaelan Sanford (g)	3-8	1-6	2-2	1	1	9	2	1	2	0	33
Taylor Adway	0-0	0-0	0-0	0	1	0	0	0	0	0	2
Fred John Jr.	0-0	0-0	0-0	0	0	0	0	0	0	0	1
Chandler White	0-0	0-0	0-0	0	0	0	0	0	0	0	1
Nick Rogers	1-1	1-1	5-6	0	2	8	1	0	0	0	9
Jordan Lauf	1-2	0-0	0-0	4	1	2	2	1	0	1	22
Zach Garber	1-2	0-0	2-3	4	2	4	1	1	0	0	12
<b>Totals</b>	<b>36-64</b>	<b>10-24</b>	<b>18-23</b>	<b>39</b>	<b>17</b>	<b>100</b>	<b>19</b>	<b>10</b>	<b>4</b>	<b>3</b>	<b>200</b>

Youngstown State (0-2)	fg-a	3fg-a	ft-a	reb	pf	tp	a	to	blk	st	min
Matt Donlan (f)	7-12	4-8	0-0	2	0	18	0	1	1	1	38
Sidney Urmude (f)	4-10	0-0	0-0	3	5	8	0	2	1	1	25
Bobby Hain (g)	2-9	0-3	3-4	3	4	7	0	3	0	0	25
Bret Frantz (g)	0-2	0-2	0-0	1	0	0	0	1	0	0	8
Francisco Santiago (g)	4-8	1-3	2-2	3	5	11	3	2	0	1	25
Devin Haygood	0-0	0-0	0-0	0	0	0	0	0	0	0	2
Ryan Strollo	0-0	0-0	0-0	0	0	0	0	0	0	0	1
Latin Davis	0-3	0-1	2-2	4	1	2	6	0	0	0	15
Cameron Morse	7-16	2-5	7-8	6	2	23	3	1	0	2	35
Jordan Andrews	2-5	2-3	1-2	1	1	7	0	1	0	0	11
Jorden Kaufman	1-4	0-0	0-3	0	3	2	1	1	0	0	15
<b>Totals</b>	<b>27-69</b>	<b>9-25</b>	<b>15-21</b>	<b>35</b>	<b>21</b>	<b>78</b>	<b>13</b>	<b>12</b>	<b>2</b>	<b>5</b>	<b>200</b>

Toledo 51 49 - 100 Shooting: 56.3 FG, 41.7 3FG, 78.3 FT  
 Youngstown State 38 40 - 78 Shooting: 39.1 FG, 36.0 3FG, 71.4 FT  
 Attendance: 1,723

## Game #3 Loyola (IL) 69, Toledo 62 Nov. 21, 2015 • Gentile Arena

CHICAGO, IL - Toledo (2-1) led by as many as 18 points in the first half but couldn't hold off a red-hot Loyola squad in the second half in a 69-62 defeat in Gentile Arena. The Ramblers (3-1) shot 59.1 percent and buried 6-of-9 three-point shots in the second half to fuel their comeback. **Nathan Boothe** scored a career-best 29 points and grabbed a game-high 11 rebounds to pace the Rockets. **Jonathan Williams** was the only other Rocket to score in double digits, finishing with 15 points. Milton Doyle topped the Ramblers with 26 points, including a pair of big treys in the final minutes which put the hosts ahead to stay. Toledo registered a 41.0 field-goal percentage and converted 28.6 percent (6-of-21) of its three-point attempts. The Ramblers shot 45.7 percent from the field and knocked down 8-of-16 (50.0 percent) of their three-point shots. Loyola held a considerable advantage at the charity stripe, making 19-of-25 shots (76.0 percent) compared to UT's 6-of-10 effort. The Ramblers controlled the glass as well with a 37-30 rebounding margin. Toledo did force 17 turnovers, however, Loyola committed just four miscues in the second half.

Toledo (2-1)	fg-a	3fg-a	ft-a	reb	pf	tp	a	to	blk	st	min
Nate Navigato (f)	1-3	1-3	0-0	3	4	3	0	0	0	0	28
Nathan Boothe (c)	12-24	1-3	4-5	11	4	29	2	1	1	2	34
Jonathan Williams (g)	6-17	3-7	0-0	3	4	15	1	4	0	2	30
Stuckey Mosley (g)	3-6	0-2	0-0	6	2	6	2	1	0	3	30
Jaelan Sanford (g)	1-5	0-4	0-0	0	1	2	2	0	0	0	23
Taylor Adway	1-1	0-0	0-0	4	2	2	1	3	0	0	12
Nick Rogers	1-2	1-1	0-0	0	2	3	2	1	0	0	10
Jordan Lauf	0-2	0-1	0-1	1	2	0	1	1	1	2	27
Zach Garber	0-1	0-0	2-4	0	2	2	0	0	0	0	6
<b>Totals</b>	<b>25-61</b>	<b>6-21</b>	<b>6-10</b>	<b>30</b>	<b>23</b>	<b>62</b>	<b>11</b>	<b>11</b>	<b>2</b>	<b>9</b>	<b>200</b>

Loyola (IL) (3-1)	fg-a	3fg-a	ft-a	reb	pf	tp	a	to	blk	st	min
Montel James (f)	5-15	0-1	1-1	9	3	11	0	3	0	0	33
Maurice Kirby (f)	1-1	0-0	2-2	1	2	4	0	0	0	0	10
Earl Peterson (g)	4-6	0-0	10-15	3	0	18	2	1	0	0	31
Devon Turk (g)	2-8	2-6	0-0	3	3	6	1	0	0	1	26
Milton Doyle (g)	8-9	6-6	4-4	5	3	26	2	9	0	1	31
Donte Ingram	1-6	0-2	0-0	7	1	2	2	1	0	0	32
Ben Richardson	0-1	0-1	0-0	3	0	0	1	0	1	1	19
Jeff White	0-0	0-0	2-3	3	1	2	0	3	0	2	18
<b>Totals</b>	<b>21-46</b>	<b>8-16</b>	<b>19-25</b>	<b>37</b>	<b>13</b>	<b>69</b>	<b>8</b>	<b>17</b>	<b>1</b>	<b>5</b>	<b>200</b>

Toledo 39 23 - 62 Shooting: 41.0 FG, 28.6 3FG, 60.0 FT  
 Loyola (IL) 24 45 - 69 Shooting: 45.7 FG, 50.0 3FG, 76.0 FT  
 Attendance: 1,556

## Game #4 Toledo 89, San Jose State 74 Nov. 25, 2015 • Alaska Airlines Center

ANCHORAGE, AK - **Jonathan Williams** scored a career-high 26 points and **Nathan Boothe** posted UT's first triple-double ever to lead Toledo (3-1) to an 89-74 victory over San Jose State (1-3) in its first game of the Great Alaska Shootout. Boothe tallied 12 points, 13 rebounds, a career-high 10 assists and two blocked shots and did not commit a turnover in 32 minutes of action. Joining Boothe and Williams in double figures was **Stuckey Mosley**, who tallied a career-high 19 points, six boards and four assists. Toledo dished out 25 assists and committed just six turnovers. In addition to Boothe's 10 helpers, Williams collected a career-high six assists and Mosley added four. The Rockets also held a 45-38 advantage on the glass with **Jordan Lauf** grabbing a season-high seven caroms. Mosley and **Zach Garber** each hauled down six and five rebounds, respectively. Frank Rogers and Ryan Welage paced the Spartans with 16 points apiece.

San Jose State (1-3)	fg-a	3fg-a	ft-a	reb	pf	tp	a	to	blk	st	min
Frank Rogers (f)	6-11	2-3	2-3	8	1	16	1	0	3	0	37
Ryan Welage (f)	6-14	3-5	1-2	5	3	16	1	0	0	0	32
Jaycee Hillisman (g)	1-6	0-4	4-4	3	2	6	4	4	1	0	27
Jalen James (g)	3-7	0-1	2-4	5	0	8	4	3	1	0	26
Princeton Onwas (g)	6-12	1-3	1-3	5	4	14	5	1	0	1	32
Gary Williams Jr.	1-3	0-1	0-0	4	1	2	3	0	0	0	13
Brandon Clarke	1-3	0-0	0-0	1	0	2	0	1	1	0	10
Isaac Thornton	2-3	0-1	0-1	3	2	4	2	0	0	3	12
Cody Schwartz	2-3	2-3	0-1	0	0	6	1	0	0	0	11
<b>Totals</b>	<b>28-62</b>	<b>8-21</b>	<b>10-18</b>	<b>38</b>	<b>13</b>	<b>74</b>	<b>21</b>	<b>9</b>	<b>6</b>	<b>4</b>	<b>200</b>

Toledo (3-1)	fg-a	3fg-a	ft-a	reb	pf	tp	a	to	blk	st	min
Nate Navigato (f)	2-6	2-4	0-0	4	2	6	0	0	0	0	21
Nathan Boothe (c)	5-14	2-2	0-1	13	2	12	10	0	2	0	32
Jonathan Williams (g)	11-18	4-8	0-2	2	1	26	6	4	0	0	35
Stuckey Mosley (g)	8-14	0-1	3-4	6	2	19	4	1	0	1	31
Jaelan Sanford (g)	2-8	1-4	0-0	0	2	5	0	0	0	1	21
Taylor Adway	3-4	0-0	0-2	2	0	6	0	0	0	0	13
Nick Rogers	1-3	0-1	0-0	2	2	2	0	1	0	0	13
Jordan Lauf	4-8	1-3	0-1	7	2	9	2	0	0	1	26
Zach Garber	1-1	0-0	2-2	5	3	4	1	1	0	0	8
<b>Totals</b>	<b>37-76</b>	<b>10-23</b>	<b>5-12</b>	<b>45</b>	<b>16</b>	<b>89</b>	<b>25</b>	<b>6</b>	<b>3</b>	<b>3</b>	<b>200</b>

San Jose State 38 36 - 74 Shooting: 45.2 FG, 38.1 3FG, 55.6 FT  
 Toledo 47 42 - 89 Shooting: 48.7 FG, 43.5 3FG, 41.7 FT  
 Attendance: 2,340

# 2015-16 RECAPS & BOX SCORES

## Game #5 Toledo 82, Loyola (IL) 74 Nov. 27, 2015 • Alaska Airlines Center

ANCHORAGE, AK - Six days after letting a double-digit lead to Loyola evaporate, Toledo gained a bit of revenge with an 82-74 victory over the Ramblers in the 2015 GCI Great Alaska Shootout semifinals. Five Rockets scored in double digits with **Jonathan Williams** and **Stuckey Mosley** setting the pace with 20 and 18 points, respectively. Joining the backcourt duo in double figures were **Jaelan Sanford** (14 pts.), **Nathan Boothe** (12 pts.) and **Nate Navigato** (10 pts.). Mosley topped the Rockets with eight rebounds to go along with five assists, while Boothe dished out a team-high seven assists and grabbed six boards. Toledo shot 52.0 percent (26-of-50) from the field and 7-of-19 (36.8 percent) from three-point range. A night after making just five of 12 free throws, the Rockets converted an impressive 23-of-25 attempts (92.0 percent) with all of them coming in the second half. UT limited Loyola to a 40.9 shooting mark (27-of-66). The Ramblers were able to stay within striking distance of the Rockets thanks to an 8-of-17 effort beyond the three-point arc in the second half. Ben Richardson led LU with a career-high 21 points thanks to hitting 6-of-7 three-point shots.

Player	fg-a	3fg-a	ft-a	reb	pf	tp	a	to	blk	st	min
<b>Toledo (4-1)</b>	<b>26-50</b>	<b>7-19</b>	<b>23-25</b>	<b>29</b>	<b>15</b>	<b>82</b>	<b>17</b>	<b>11</b>	<b>2</b>	<b>8</b>	<b>200</b>
Nate Navigato (f)	2-4	2-4	4-4	4	1	10	0	1	0	1	27
Nathan Boothe (c)	6-10	0-1	0-0	6	3	12	7	1	1	2	32
Jonathan Williams (g)	7-14	1-4	5-6	2	1	20	0	3	0	1	30
Stuckey Mosley (g)	7-12	2-3	2-2	8	4	18	5	3	1	0	32
Jaelan Sanford (g)	2-5	1-4	0-0	2	0	14	1	1	0	0	29
Taylor Adway	0-0	0-0	0-0	3	1	0	1	1	0	0	9
Nick Rogers	0-2	0-1	0-0	0	0	1	0	0	0	1	10
Jordan Lauf	2-3	1-2	1-2	1	3	6	2	0	0	3	24
Zach Garber	0-0	0-0	2-2	1	2	2	0	0	0	0	7
<b>Totals</b>	<b>26-50</b>	<b>7-19</b>	<b>23-25</b>	<b>29</b>	<b>15</b>	<b>82</b>	<b>17</b>	<b>11</b>	<b>2</b>	<b>8</b>	<b>200</b>

**Loyola (IL) (4-2)**

Player	fg-a	3fg-a	ft-a	reb	pf	tp	a	to	blk	st	min
Donte Ingram (f)	2-6	1-5	0-0	3	3	5	3	0	0	0	29
Montel James (f)	4-10	0-0	0-0	4	1	8	0	1	1	1	27
Earl Peterson (g)	4-12	1-1	2-2	2	2	11	4	2	0	2	28
Devon Turk (g)	6-15	2-8	1-1	5	3	15	1	0	0	0	27
Milton Doyle (g)	4-9	2-5	1-2	4	4	11	3	7	1	0	26
Julius Rajala	0-2	0-0	0-0	3	3	0	1	0	1	1	11
Ben Richardson	7-8	6-7	1-1	2	5	21	0	1	0	0	25
Jeff White	0-3	0-2	0-0	5	0	0	4	1	0	1	20
Tyson Smith	0-1	0-1	3-4	1	2	3	2	0	0	0	7
<b>Totals</b>	<b>27-66</b>	<b>12-29</b>	<b>8-10</b>	<b>32</b>	<b>23</b>	<b>74</b>	<b>18</b>	<b>12</b>	<b>3</b>	<b>5</b>	<b>200</b>

Toledo 25 57 - 82 Shooting: 52.0 FG, 36.8 3FG, 92.0 FT  
Loyola (IL) 25 49 - 74 Shooting: 40.9 FG, 41.4 3FG, 80.0 FT  
Attendance: 2,757

## Game #6 Middle Tennessee 80, Toledo 72 Nov. 28, 2015 • Alaska Airlines Center

ANCHORAGE, AK - Middle Tennessee's quick start to the second half proved to be too much for Toledo to overcome as the Rockets fell to the Blue Raiders, 78-70, in the championship game of the Great Alaska Shootout. The Blue Raiders snapped a 32-32 halftime deadlock with an 8-0 spurt which ended up being the difference in the contest. **Jonathan Williams** and **Nathan Boothe** were the only Rockets to crack double figures in points with 20 and 19 points, respectively. Boothe also paced UT with 12 boards and five assists and was named the tournament's Most Outstanding Player. Joining the Rocket big man on the all-tournament team were Williams and **Stuckey Mosley**. Toledo shot 46.4 percent, including a 39.4 mark in the second half, and were just 6-of-21 (28.6 percent) from three-point range. The Blue Raiders operated at an efficient 52.8 shooting clip and knocked down 10-of-23 shots from long distance. Reggie Upshaw led Middle Tennessee in scoring with 17 points.

Player	fg-a	3fg-a	ft-a	reb	pf	tp	a	to	blk	st	min
<b>Toledo (4-2)</b>	<b>26-56</b>	<b>6-21</b>	<b>12-19</b>	<b>27</b>	<b>16</b>	<b>70</b>	<b>18</b>	<b>8</b>	<b>0</b>	<b>2</b>	<b>200</b>
Nate Navigato (f)	3-7	1-5	0-0	1	0	7	2	0	0	0	25
Nathan Boothe (c)	9-17	1-3	0-0	12	3	19	5	0	0	0	36
Jonathan Williams (g)	7-13	1-4	5-8	1	2	20	2	2	0	2	34
Stuckey Mosley (g)	4-9	1-4	0-0	7	3	9	4	4	0	0	28
Jaelan Sanford (g)	1-3	1-1	0-0	0	1	3	2	0	0	0	20
Taylor Adway	0-0	0-0	0-1	2	0	0	1	1	0	0	10
Nick Rogers	0-2	0-1	1-2	2	3	1	1	1	0	0	12
Jordan Lauf	2-5	1-3	4-6	2	4	9	1	0	0	0	31
Zach Garber	0-0	0-0	2-2	0	2	0	0	0	0	0	4
<b>Totals</b>	<b>26-56</b>	<b>6-21</b>	<b>12-19</b>	<b>27</b>	<b>16</b>	<b>70</b>	<b>18</b>	<b>8</b>	<b>0</b>	<b>2</b>	<b>200</b>

**Middle Tennessee (4-1)**

Player	fg-a	3fg-a	ft-a	reb	pf	tp	a	to	blk	st	min
Darnell Harris (f)	1-11	1-6	1-2	9	2	4	1	1	0	1	28
Reggie Upshaw (f)	7-9	1-2	2-6	7	3	17	0	1	0	0	29
Edward Simpson (g)	3-5	2-3	1-1	0	3	9	4	0	0	0	30
Giddy Potts (g)	6-10	3-6	0-0	6	4	15	4	3	0	2	28
Quavius Copeland (g)	4-8	0-1	0-1	1	1	8	1	1	0	0	21
Perrin Buford	3-5	0-1	4-4	1	1	10	1	0	0	1	24
Joshua Phillips	0-0	0-0	0-0	1	0	0	0	2	0	0	2
Xavier Habersham	0-0	0-0	0-0	1	2	0	0	0	0	0	2
Jaqawn Raymond	3-4	3-4	4-4	4	1	13	5	1	0	1	30
Aldonis Foote	1-1	0-0	0-0	0	1	2	0	0	0	1	4
Karl Gamble	0-0	0-0	0-0	0	1	2	0	0	0	0	2
<b>Totals</b>	<b>28-53</b>	<b>10-23</b>	<b>12-18</b>	<b>30</b>	<b>19</b>	<b>78</b>	<b>16</b>	<b>9</b>	<b>0</b>	<b>6</b>	<b>200</b>

Toledo 32 38 - 70 Shooting: 46.4 FG, 28.6 3FG, 63.2 FT  
Middle Tennessee 32 46 - 78 Shooting: 52.8 FG, 43.5 3FG, 66.7 FT  
Attendance: 3,132

## Game #7 Toledo 76, Cleveland State 65 Dec. 2, 2015 • Savage Arena

TOLEDO, OH - Four Rockets scored in double figures as Toledo posted a convincing 76-65 home victory over Cleveland State. The Rockets held a 36-23 halftime lead and extended it to as many as 20 points. **Nathan Boothe** and **Jonathan Williams** paced the Rockets' offense with 17 points apiece. Joining the duo in double figures was **Stuckey Mosley** (12 pts.) and **Nate Navigato** (11 pts.). Boothe also paced the Rockets with eight boards and five assists, helping UT register a 36-26 advantage on the boards and collected 19 assists on 22 field goals. Toledo shot 47.8 percent as a team, including a 51.9 mark in the first half before cooling off in the second stanza (42.1 percent). The Rockets also notched a season highs in both free throws made (26) and attempted (36). Rob Edwards topped the Vikings with 15 points, while senior forward Vinny Zolty tallied 14 points and a team-best five rebounds.

Player	fg-a	3fg-a	ft-a	reb	pf	tp	a	to	blk	st	min
<b>Cleveland State (2-5)</b>	<b>23-54</b>	<b>6-18</b>	<b>13-18</b>	<b>26</b>	<b>27</b>	<b>65</b>	<b>11</b>	<b>12</b>	<b>1</b>	<b>8</b>	<b>200</b>
Demonte Flannigan (f)	4-9	0-1	1-2	3	2	9	1	3	0	0	24
Vinny Zolty (f)	6-8	2-3	0-0	5	4	14	1	3	0	1	23
Andre Yates (g)	2-7	0-3	2-2	2	4	6	2	0	0	1	34
Rob Edwards (g)	3-12	2-4	7-9	2	2	15	1	1	0	3	33
Terrell Hales (g)	1-3	0-1	0-0	3	5	2	2	0	0	1	24
Derek Sloan	0-0	0-0	0-0	1	2	0	0	0	0	0	5
Kenny Carpenter	0-2	0-2	0-0	1	1	0	1	0	0	0	14
Jibri Blount	4-7	0-0	3-3	4	2	11	1	3	0	0	14
Tim Hasbargen	1-1	0-0	0-2	2	1	2	2	0	0	2	9
Aaron Scales	0-0	0-0	0-0	1	1	0	0	0	0	0	2
Jeron Rogers	2-4	2-3	0-0	1	3	6	0	0	0	0	12
Daniel Levitt	0-1	0-1	0-0	0	0	0	0	0	0	0	6
<b>Totals</b>	<b>23-54</b>	<b>6-18</b>	<b>13-18</b>	<b>26</b>	<b>27</b>	<b>65</b>	<b>11</b>	<b>12</b>	<b>1</b>	<b>8</b>	<b>200</b>

**Toledo (5-2)**

Player	fg-a	3fg-a	ft-a	reb	pf	tp	a	to	blk	st	min
Nate Navigato (f)	4-9	2-5	1-1	2	2	11	3	3	0	0	25
Nathan Boothe (c)	6-12	1-3	4-6	8	4	17	5	2	0	0	24
Jonathan Williams (g)	6-10	1-4	4-6	2	0	17	3	2	0	0	35
Stuckey Mosley (g)	1-4	1-2	9-10	3	0	12	4	3	0	1	31
Jaelan Sanford (g)	0-2	0-2	4-7	1	2	4	3	1	1	1	30
Taylor Adway	0-0	0-0	0-0	1	3	0	0	1	0	0	5
Nick Rogers	0-3	0-1	1-2	0	2	1	0	0	0	0	11
Jordan Lauf	4-4	1-1	0-0	6	2	9	1	1	0	0	23
Zach Garber	1-2	0-0	3-4	6	0	5	0	0	0	0	16
<b>Totals</b>	<b>22-46</b>	<b>6-18</b>	<b>26-36</b>	<b>36</b>	<b>15</b>	<b>76</b>	<b>19</b>	<b>13</b>	<b>1</b>	<b>2</b>	<b>200</b>

Cleveland State 23 42 - 65 Shooting: 42.6 FG, 33.3 3FG, 72.2 FT  
Toledo 36 40 - 76 Shooting: 47.8 FG, 33.3 3FG, 72.2 FT  
Attendance: 4,014

## Game #8 Toledo 71, Green Bay 69 Dec. 6, 2015 • Resch Center

GREEN BAY, WI - **Jaelan Sanford** buried a three-pointer from the wing at the buzzer to lift Toledo (6-2) to a 71-69 victory over Green Bay (4-4) at the Resch Center. The trey was Sanford's only basket of the game and capped off a Rockets' rally from a six-point deficit with 2:30 to play. **Jordan Lauf** kept UT's final possession alive with an offensive rebound. He threw the ball out to **Stuckey Mosley** on the perimeter who then fed Sanford for the game-winner. **Nathan Boothe** and **Jonathan Williams** carried the Rockets' offense with 27 and 26 points, respectively. Boothe also grabbed a team-high nine boards and blocked a season-best three shots. Jordan Fouse paced Phoenix in double figures with 15 points. After holding a 43-41 edge at intermission, Toledo appeared ready to take control early in the second half with a 10-2 burst coming out of the locker room. The Phoenix answered though with 12 unanswered points for a 53-51 lead with just under 12 minutes remaining. Neither team led by more than three points until Fouse buried a trey for a 66-62 advantage with 4:26 left. Carrington Love knocked down a jumper to put Toledo down six before it made its comeback.

Player	fg-a	3fg-a	ft-a	reb	pf	tp	a	to	blk	st	min
<b>Toledo (6-2)</b>	<b>27-58</b>	<b>6-16</b>	<b>11-13</b>	<b>33</b>	<b>18</b>	<b>71</b>	<b>11</b>	<b>16</b>	<b>5</b>	<b>4</b>	<b>200</b>
Nate Navigato (f)	0-5	0-4	0-0	4	3	0	2	0	0	0	29
Nathan Boothe (c)	11-14	1-1	4-4	9	2	27	1	7	3	0	33
Jonathan Williams (g)	11-21	3-5	1-1	3	1	26	3	1	0	0	28
Stuckey Mosley (g)	2-6	1-2	3-4	2	2	8	3	3	2	1	30
Jaelan Sanford (g)	1-3	1-3	0-0	4	2	3	1	3	0	2	18
Taylor Adway	2-3	0-0	1-2	2	1	5	0	0	0	0	14
Nick Rogers	0-2	0-0	2-2	0	2	2	1	1	0	1	11
Jordan Lauf	0-3	0-1	0-0	4	3	0	0	1	0	0	30
Zach Garber	0-1	0-0	0-0	1	2	0	0	0	0	0	7
<b>Totals</b>	<b>27-58</b>	<b>6-16</b>	<b>11-13</b>	<b>33</b>	<b>18</b>	<b>71</b>	<b>11</b>	<b>16</b>	<b>5</b>	<b>4</b>	<b>200</b>

**Green Bay (4-4)**

Player	fg-a	3fg-a	ft-a	reb	pf	tp	a	to	blk	st	min
Jordan Fouse (f)	5-10	3-4	2-2	13	2	15	3	2	1	5	32
Kenneth Lowe (f)	1-2	0-0	1-2	2	1	3	2	1	0	0	20
Anthony Brown (g)	1-2	1-1	2-2	1	1	5	3	2	0	0	12
Carrington Love (g)	4-16	2-9	1-1	1	1	11	3	1	0	1	37
Charles Cooper (g)	3-4	0-0	1-2	1	1	7	2	5	1	0	20
Kerem Kan											

# ROCKET PLAYER NOTES



## Jonathan Williams

• 1 •

6-4 • 185

Junior • Guard

Southfield, MI

### WILLIAMS IN 2015-16

- Leads MAC with 19.9 ppg and is averaging 2.8 rpg and 2.6 apg. Leads team with 15 treys and 3pt shots (44).
- Has scored 15 or more points in each of team's first eight games, including team-best five 20-point outings.
- Scored career-high 26 points vs. San Jose State (11/25) and at Green Bay (12/6).
- Poured in 20 points to go along with six rebounds and four assists at Youngstown State (11/18).

### WILLIAMS CAREER NOTES

- Has scored in double figures in **36 games**.
- Started all 33 contests as sophomore and averaged 10.2 ppg, 3.4 rpg and 1.7 apg in 29.8 mpg.
- **Ranked second on team with 36.1 3PTFG% (52-of-144) and registered lone career double-double with 18 points and career-high 10 rebounds vs. Miami (1/27/15).**
- **Ranked 10th in league play with a team-best 39.7 3PTFG% (29-of-73).**
- Registered career high point total in back-to-back games – 17 vs. Detroit (11/25) followed by 19 at Oakland (11/29).
- Played all 34 contests in 2013-14 with two starting assignments and earned spot on MAC's All-Freshman Team.
- Was Rockets' top scorer off bench in rookie campaign with 6.7 ppg and 1.5 rpg in 17.5 mpg.
- Ranked No. 15 player in Michigan by ESPN.
- Southfield-Lathrup High School's all-time leading scorer with 1,785 points..

### Career/Season Highs

#### Minutes

**Career:** 38 vs. Kent State (2/13/15)  
**Season:** 35 (2 times, last vs. Cleveland State (12/2/15))  
**MAC:** 38 vs. Kent State (2/13/15)

#### Points

**Career:** 26 (2 times, last @Green Bay (12/6/15))  
**Season:** 26 (2 times, last @Green Bay (12/6/15))  
**MAC:** 18 vs. Miami (1/27/15)

#### Rebounds

**Career:** 10 vs. Miami (1/27/15)  
**Season:** 6 @Youngstown State (11/18/15)  
**MAC:** 10 vs. Miami (1/27/15)

#### Assists

**Career:** 6 (2 times, last vs. San Jose State (11/25/15))  
**Season:** 6 vs. San Jose State (11/25/15)  
**MAC:** 5 vs. Eastern Michigan (2/4/15)

#### Field Goals

**Career:** 11 (2 times, last @Green Bay (12/6/15))  
**Season:** 11 (2 times, last @Green Bay (12/6/15))  
**MAC:** 6 vs. Miami (1/27/15)

#### Field-Goal Attempts

**Career:** 21 @Green Bay (12/6/15)  
**Season:** 21 @Green Bay (12/6/15)  
**MAC:** 12 vs. Miami (1/27/15)

#### Three-Point Field Goals

**Career:** 5 @ Buffalo (2/10/15)  
**Season:** 4 vs. San Jose State (11/25/15)  
**MAC:** 5 @ Buffalo (2/10/15)

#### Three-Point FG Attempts

**Career:** 9 @Northern Kentucky (1/3/15)  
**Season:** 8 vs. San Jose State (11/25/15)  
**MAC:** 8 @Eastern Michigan (2/15/14)

#### Free Throws

**Career:** 8 vs. Eastern Michigan (2/4/15)  
**Season:** 5 (2 times, last vs. Middle Tennessee (11/28/15))  
**MAC:** 8 vs. Eastern Michigan (2/4/15)

#### Free-Throw Attempts

**Career:** 8 (3 times, last vs. Middle Tennessee (11/28/15))  
**Season:** 8 vs. Middle Tennessee (11/28/15)  
**MAC:** 8 (2 times, last vs. Eastern Michigan (2/4/15))

#### Steals

**Career:** 2 (8 times, last vs. Middle Tennessee (11/28/15))  
**Season:** 2 (2 times, last vs. Middle Tennessee (11/28/15))  
**MAC:** 2 (3 times, last @ Buffalo (2/10/15))

#### Blocks

**Career:** 1 (6 times, last vs. Eastern Michigan (2/4/15))  
**Season:** None  
**MAC:** 1 vs. Eastern Michigan (2/4/15)

### Jonathan Williams' 2015-16 Game-by-Game Statistics

Opponent	Fg-Fga	3fg-3fga	Ft-Fta	Off-Def	Reb	Pf	Pts	Ast	To	Blk	Stl	Min
West Virginia Tech (11/14)	5-12	1-6	4-6	1-2	3	3	15	2	5	0	1	21
at Youngstown State (11/18)	9-18	1-6	1-3	0-6	6	2	20	4	1	0	0	31
at Loyola (IL) (11/21)	6-17	3-7	0-0	0-3	3	4	15	1	4	0	2	30
vs. San Jose State (11/25)	11-18	4-8	0-2	0-2	2	1	26	6	4	0	0	35
vs. Loyola (IL) (11/27)	7-14	1-4	5-6	2-0	2	1	20	0	3	0	1	30
vs. Middle Tennessee (11/28)	7-13	1-4	5-8	1-0	1	2	20	2	2	0	2	34
Cleveland State (12/2)	6-10	1-4	4-6	0-2	2	0	17	3	2	0	0	35
at Green Bay (12/6)	11-21	3-5	1-1	0-3	3	1	26	3	1	0	0	28
at Detroit (12/9)												
Oakland (12/12)												
Bethune-Cookman (12/19)												
North Carolina A&T (12/21)												
Northern Kentucky (12/30)												
at Ball State (1/6)												
at Miami (1/9)												
Northern Illinois (1/12)												
Akron (1/16)												
at Bowling Green (1/19)												
at Northern Illinois (1/23)												
Ohio (1/26)												
Buffalo (1/30)												
Western Michigan (2/2)												
at Kent State (2/6)												
at Buffalo (2/9)												
Miami (2/13)												
at Central Michigan (2/16)												
at Eastern Michigan (2/20)												
Ball State (2/23)												
Central Michigan (2/27)												
at Western Michigan (3/1)												
Eastern Michigan (3/4)												

### WILLIAMS' CAREER STATS

Year	GP	GS	Min	Avg	Total			Three-Point			Rebounds			Avg	PF	FO	Ast	TO	Blk	Stl	Pts	Avg			
					FGA	Pct	FG	FGA	Pct	FT	FTA	Pct	Off										Def	Tot	
2013-14	34	2	595	17.5	74	184	.402	34	105	.324	47	57	825	12	38	50	1.5	57	1	37	32	4	13	229	6.7
2014-15	33	33	983	29.8	114	270	.422	52	144	.361	56	77	727	22	91	113	3.4	61	1	56	72	2	19	336	10.2
2015-16	8	8	244	30.5	62	123	.504	15	44	.341	20	32	625	4	18	22	2.8	14	0	21	22	0	6	159	19.9
<b>TOTAL</b>	<b>75</b>	<b>43</b>	<b>1822</b>	<b>24.3</b>	<b>250</b>	<b>577</b>	<b>.433</b>	<b>101</b>	<b>293</b>	<b>.345</b>	<b>123</b>	<b>166</b>	<b>741</b>	<b>38</b>	<b>147</b>	<b>185</b>	<b>2.5</b>	<b>132</b>	<b>2</b>	<b>114</b>	<b>126</b>	<b>6</b>	<b>38</b>	<b>724</b>	<b>9.7</b>

# ROCKET PLAYER NOTES



## Taylor Adway

• 2 •

6-9 • 210

Freshman • Forward

Hazel Crest, IL

### ADWAY IN 2015-16

- Tallied season-high six points and two rebounds in 13 minutes vs. San Jose State (11/25).
- Scored five points and grabbed two boards in 14 minutes at Green Bay (12/6).
- Grabbed season-high four boards and scored two points in 12 minutes at Loyola (IL) (11/21).

### ADWAY IN HIGH SCHOOL

- 2015 graduate of Hillcrest High School where he was a fourth-time letterwinner in basketball.
- Honorable mention *Associated Press* Class 3A all-state selection as senior.
- Earned South Suburban Blue Player of Year and all-conference honors as junior and senior.
- Helped team reach state semifinals as freshman, super sectionals as sophomore, regional finals as junior and super sectionals as senior.
- Averaged 17 points, 10 rebounds, five blocked shots and two assists as senior.
- Tallied 16.3 points, 7.9 rebounds and 4.6 blocked shots per game as junior.
- Selected to participate in 2015 Illinois Basketball Coaches Association All-Star game.

### Season Highs

Minutes

Season: 19 vs. West Virginia Tech (11/14/15)

MAC: N/A

Points

Season: 6 vs. San Jose State (11/25/15)

MAC: N/A

Rebounds

Season: 4 @Loyola (IL) (11/21/15)

MAC: N/A

Assists

Season: 1 (4 times, last vs. Middle Tennessee (11/28/15))

MAC: N/A

Field Goals

Season: 3 vs. San Jose State (11/25/15)

MAC: N/A

Field-Goal Attempts

Season: 4 vs. San Jose State (11/25/15)

MAC: N/A

Three-Point Field Goals

Season: None

MAC: N/A

Three-Point FG Attempts

Season: None

MAC: N/A

Free Throws

Season: 1 @Green Bay (12/6/15)

MAC: N/A

Free-Throw Attempts

Season: 2 (2 times, last @Green Bay (12/6/15))

MAC: N/A

Steals

Season: None

MAC: N/A

Blocks

Season: None

MAC: N/A

### Taylor Adway's 2015-16 Game-by-Game Statistics

Opponent	Fg-Fga	3fg-3fga	Ft-Fta	Off-Def	Reb	Pf	Pts	Ast	To	Blk	Stl	Min
West Virginia Tech (11/14)	1-3	0-0	0-0	0-2	2	2	2	1	1	0	0	19
at Youngstown State (11/18)	0-0	0-0	0-0	0-0	0	1	0	0	0	0	0	2
at Loyola (IL) (11/21)	1-1	0-0	0-0	2-2	4	2	2	1	3	0	0	12
vs. San Jose State (11/25)	3-4	0-0	0-2	0-2	2	0	6	0	0	0	0	13
vs. Loyola (IL) (11/27)	0-0	0-0	0-0	1-2	3	1	0	1	1	0	0	9
vs. Middle Tennessee (11/28)	0-0	0-0	0-1	1-1	2	0	0	1	1	0	0	10
Cleveland State (12/2)	0-0	0-0	0-0	0-1	1	3	0	0	1	0	0	5
at Green Bay (12/6)	2-3	0-0	1-2	2-0	2	1	5	0	0	0	0	14
at Detroit (12/9)												
Oakland (12/12)												
Bethune-Cookman (12/19)												
North Carolina A&T (12/21)												
Northern Kentucky (12/30)												
at Ball State (1/6)												
at Miami (1/9)												
Northern Illinois (1/12)												
Akron (1/16)												
at Bowling Green (1/19)												
at Northern Illinois (1/23)												
Ohio (1/26)												
Buffalo (1/30)												
Western Michigan (2/2)												
at Kent State (2/6)												
at Buffalo (2/9)												
Miami (2/13)												
at Central Michigan (2/16)												
at Eastern Michigan (2/20)												
Ball State (2/23)												
Central Michigan (2/27)												
at Western Michigan (3/1)												
Eastern Michigan (3/4)												

### ADWAY'S CAREER STATS

Year	GP	GS	Min	Avg	Total			Three-Point			Rebounds			PF	FO	Ast	TO	Blk	Stl	Pts	Avg				
					FG	FGA	Pct	FG	FGA	Pct	FT	FTA	Pct									Off	Def	Tot	Avg
2015-16	8	0	84	10.5	7	11	.636	0	0	.000	1	5	.200	6	10	16	2.0	10	0	4	7	0	0	15	1.9
<b>TOTAL</b>	<b>8</b>	<b>0</b>	<b>84</b>	<b>10.5</b>	<b>7</b>	<b>11</b>	<b>.636</b>	<b>0</b>	<b>0</b>	<b>.000</b>	<b>1</b>	<b>5</b>	<b>.200</b>	<b>6</b>	<b>10</b>	<b>16</b>	<b>2.0</b>	<b>10</b>	<b>0</b>	<b>4</b>	<b>7</b>	<b>0</b>	<b>0</b>	<b>15</b>	<b>1.9</b>

# ROCKET PLAYER NOTES



## Stuckey Mosley

• 3 •

6-3 • 180

Sophomore • Guard

Orlando, FL

### MOSLEY IN 2015-16

- Ranks third on team with 12.9 ppg and 49.3 FG% (35-of-71).
- Ranks second on team with 6.0 rpg, 89.3 FT% (25-of-28), 1.9 Asst./TO ratio and 3.9 apg.
- Ranks eighth in MAC with 5.4 def. rebounds per game and has six or more boards in all but two contests.
- Has shot 50 percent or better in 5-of-8 contests.
- Registered career highs in points (19), field goals (8), field goals attempted (14) and grabbed six boards vs. San Jose State (11/25).
- Tallied 18 points, eight rebounds and tied career high with five assists vs. Loyola (IL) (11/27).

### MOSLEY'S CAREER NOTES

- Averaged 3.3 ppg and 0.8 rpg with a 62.5 FT% (25-of-40) in 10.5 mpg off bench.
- Ranked second on team in league play as freshman with 39.1 3PTFG% (9-of-23).
- Scored 10 points, including 6-of-6 FTs in 19 minutes vs. Chicago State (12/6).
- Scored nine points with just one turnover in season-high 22 minutes at No. 15 VCU (11/16).
- Tied contest vs. Kent State (2/13) at end of regulation with coast-to-coast layup.
- Finished prep career at Timber Creek High School as school's all-time leading scorer.
- Recorded 23.0 points, 8.0 rebounds and 4.0 assists per game as senior.
- Mother, Pamela, ran track at Florida.
- Sister, Jordan, is junior guard at Seton Hall and brother, Dean is sophomore wide receiver at Temple.

### Stuckey Mosley's 2015-16 Game-by-Game Statistics

Opponent	Fg-Fga	3fg-3fga	Ft-Fta	Off-Def	Reb	Pf	Pts	Asst	To	Blk	Stl	Min
West Virginia Tech (11/14)	5-10	1-5	6-6	0-8	8	1	17	4	0	0	0	26
at Youngstown State (11/18)	5-10	2-2	2-2	2-6	8	3	14	5	1	0	2	32
at Loyola (IL) (11/21)	3-6	0-2	0-0	1-5	6	2	6	2	1	0	3	30
vs. San Jose State (11/25)	8-14	0-1	3-4	0-6	6	2	19	4	1	0	1	31
vs. Loyola (IL) (11/27)	7-12	2-3	2-2	0-8	8	4	18	5	3	1	0	32
vs. Middle Tennessee (11/28)	4-9	1-4	0-0	0-7	7	3	9	4	4	0	0	28
Cleveland State (12/2)	1-4	1-2	9-10	1-2	3	0	12	4	3	0	1	31
at Green Bay (12/6)	2-6	1-2	3-4	1-1	2	2	8	3	3	2	1	30
at Detroit (12/9)												
Oakland (12/12)												
Bethune-Cookman (12/19)												
North Carolina A&T (12/21)												
Northern Kentucky (12/30)												
at Ball State (1/6)												
at Miami (1/9)												
Northern Illinois (1/12)												
Akron (1/16)												
at Bowling Green (1/19)												
at Northern Illinois (1/23)												
Ohio (1/26)												
Buffalo (1/30)												
Western Michigan (2/2)												
at Kent State (2/6)												
at Buffalo (2/9)												
Miami (2/13)												
at Central Michigan (2/16)												
at Eastern Michigan (2/20)												
Ball State (2/23)												
Central Michigan (2/27)												
at Western Michigan (3/1)												
Eastern Michigan (3/4)												

### Season Highs

#### Minutes

Career: 32 (2 times, last vs. Loyola (IL) (11/27/15))  
 Season: 32 (2 times, last vs. Loyola (IL) (11/27/15))  
 MAC: 18 @Northern Illinois (1/31/15)

#### Points

Career: 19 vs. San Jose State (11/25/15)  
 Season: 19 vs. San Jose State (11/25/15)  
 MAC: 8 vs. Akron (1/9/15)

#### Rebounds

Career: 8 (3 times, last vs. Loyola (IL) (11/27/15))  
 Season: 8 (3 times, last vs. Loyola (IL) (11/27/15))  
 MAC: 2 (2 times, last vs. Western Michigan (2/21/15))

#### Assists

Career: 5 (2 times, last vs. Loyola (IL) (11/27/15))  
 Season: 5 (2 times, last vs. Loyola (IL) (11/27/15))  
 MAC: 4 vs. Miami (1/27/15)

#### Field Goals

Career: 8 vs. San Jose State (11/25/15)  
 Season: 8 vs. San Jose State (11/25/15)  
 MAC: 3 (3 times, last vs. Ball State (2/28/15))

#### Field-Goal Attempts

Career: 14 vs. San Jose State (11/25/15)  
 Season: 14 vs. San Jose State (11/25/15)  
 MAC: 8 @Northern Illinois (1/31/15)

#### Three-Point Field Goals

Career: 2 (2 times, last vs. Loyola (IL) (11/27/15))  
 Season: 2 (2 times, last vs. Loyola (IL) (11/27/15))  
 MAC: 1 (9 times, last vs. Ball State (2/28/15))

#### Three-Point FG Attempts

Career: 5 vs. West Virginia Tech (11/14/15)  
 Season: 5 vs. West Virginia Tech (11/14/15)  
 MAC: 4 @Northern Illinois (1/31/15)

#### Free Throws

Career: 9 vs. Cleveland State (12/2/15)  
 Season: 9 vs. Cleveland State (12/2/15)  
 MAC: 4 vs. Western Michigan (1/17/15)

#### Free-Throw Attempts

Career: 10 vs. Cleveland State (12/2/15)  
 Season: 10 vs. Cleveland State (12/2/15)  
 MAC: 4 vs. Western Michigan (1/17/15)

#### Steals

Career: 3 (2 times, last @Loyola (IL) (11/21/15))  
 Season: 3 @Loyola (IL) (11/21/15)  
 MAC: 1 (5 times, last @Central Michigan (3/3/15))

#### Blocks

Career: 2 @Green Bay (12/6/15)  
 Season: 2 @Green Bay (12/6/15)  
 MAC: 1 (3 times, last vs. Western Michigan (2/21/15))

### MOSLEY'S CAREER STATS

Year	GP	GS	Min	Avg	Total			Three-Point			FT	FTA	Pct	Rebounds			Avg	PF	FO	Ast	TO	Blk	Stl	Pts	Avg
					FG	FGA	Pct	FG	FGA	Pct				Off	Def	Tot									
2014-15	33	0	345	10.5	37	103	.359	11	40	.275	25	40	.625	4	24	28	0.8	39	0	17	19	4	14	110	3.3
2015-16	8	8	240	30.0	35	71	.493	8	21	.381	25	28	.893	5	43	48	6.0	17	0	31	16	3	8	103	12.9
<b>TOTAL</b>	<b>41</b>	<b>8</b>	<b>585</b>	<b>14.3</b>	<b>72</b>	<b>174</b>	<b>.414</b>	<b>19</b>	<b>61</b>	<b>.311</b>	<b>50</b>	<b>68</b>	<b>.735</b>	<b>9</b>	<b>67</b>	<b>76</b>	<b>1.9</b>	<b>56</b>	<b>0</b>	<b>48</b>	<b>35</b>	<b>7</b>	<b>22</b>	<b>213</b>	<b>5.2</b>

# ROCKET PLAYER NOTES



**Fred John Jr.**

• 4 •

6-5 • 205

Freshman • Forward

Southfield, MI

**JOHN, JR. IN 2015-16**

- Grabbed two rebounds in four minutes vs. West Virginia Tech (11/14).

**WHITE IN HIGH SCHOOL**

- A 2015 graduate of Southfield-Lathrup High School.
- Earned all-league accolades as well as honorable mention All-Oakland County honors as junior and senior.
- Tallied 23.0 ppg, 17.0 rpg, 5.0 apg and 3.0 spg as senior.
- Averaged 18.0 ppg, 13.0 rpg and 2.0 apg as junior.

**Season Highs**

**Minutes**  
 Season: 4 vs. West Virginia Tech (11/14/15)  
 MAC: N/A

**Points**  
 Season: None  
 MAC: N/A

**Rebounds**  
 Season: 2 vs. West Virginia Tech (11/14/15)  
 MAC: N/A

**Assists**  
 Season: None  
 MAC: N/A

**Field Goals**  
 Season: None  
 MAC: N/A

**Field-Goal Attempts**  
 Season: None  
 MAC: N/A

**Three-Point Field Goals**  
 Season: None  
 MAC: N/A

**Three-Point FG Attempts**  
 Season: None  
 MAC: N/A

**Free Throws**  
 Season: None  
 MAC: N/A

**Free-Throw Attempts**  
 Season: None  
 MAC: N/A

**Steals**  
 Season: None  
 MAC: N/A

**Blocks**  
 Season: None  
 MAC: N/A

**Fred John Jr.'s 2015-16 Game-by-Game Statistics**

Opponent	Fg-Fga	3fg-3fga	Ft-Fta	Off-Def	Reb	Pf	Pts	Ast	To	Blk	Stl	Min
West Virginia Tech (11/14)	0-0	0-0	0-0	0-2	2	0	0	0	0	0	0	4
at Youngstown State (11/18)	0-0	0-0	0-0	0-0	0	0	0	0	0	0	0	1
at Loyola (IL) (11/21)												
vs. San Jose State (11/25)												
vs. Loyola (IL) (11/27)												
vs. Middle Tennessee (11/28)												
<b>Cleveland State (12/2)</b>												
at Green Bay (12/6)												
at Detroit (12/9)												
<b>Oakland (12/12)</b>												
<b>Bethune-Cookman (12/19)</b>												
<b>North Carolina A&amp;T (12/21)</b>												
<b>Northern Kentucky (12/30)</b>												
at Ball State (1/6)												
at Miami (1/9)												
<b>Northern Illinois (1/12)</b>												
<b>Akron (1/16)</b>												
at Bowling Green (1/19)												
at Northern Illinois (1/23)												
<b>Ohio (1/26)</b>												
<b>Buffalo (1/30)</b>												
<b>Western Michigan (2/2)</b>												
at Kent State (2/6)												
at Buffalo (2/9)												
<b>Miami (2/13)</b>												
at Central Michigan (2/16)												
at Eastern Michigan (2/20)												
<b>Ball State (2/23)</b>												
<b>Central Michigan (2/27)</b>												
at Western Michigan (3/1)												
<b>Eastern Michigan (3/4)</b>												

**JOHN'S CAREER STATS**

Year	GP	GS	Min	Avg	Total			Three-Point			Rebounds			PF	FO	Ast	TO	Blk	Stl	Pts	Avg	
					FG	FGA	Pct	FG	FGA	Pct	FT	FTA	Pct									Off
2015-16	2	0	5	2.5	0	0	.000	0	0	.000	0	0	.000	0	2	2	1.0	0	0	0	0	0.0
<b>TOTAL</b>	<b>2</b>	<b>0</b>	<b>5</b>	<b>2.5</b>	<b>0</b>	<b>0</b>	<b>.000</b>	<b>0</b>	<b>0</b>	<b>.000</b>	<b>0</b>	<b>0</b>	<b>.000</b>	<b>0</b>	<b>2</b>	<b>2</b>	<b>1.0</b>	<b>0</b>	<b>0</b>	<b>0</b>	<b>0</b>	<b>0.0</b>

# ROCKET PLAYER NOTES



## Chandler White

• 5 •

6-2 • 195

Freshman • Guard

Fort Wayne, IN

### WHITE IN 2015-16

- Collected one rebound in five minutes vs. West Virginia Tech (11/14).

### WHITE IN HIGH SCHOOL

- A 2015 graduate of Southfield-Lathrup High School where he was a four-year basketball letterwinner.
- Earned spot on 2015 Indiana Basketball Coaches Supreme 15 squad for the top 15 players in state regardless of school size.
- Three-time all-conference honoree.
- Averaged 13.8 points, 5.0 rebounds, 2.3 assists and 1.9 steals per game as senior.
- Helped team to Class 4A sectional title and school-record 23-4 win-loss mark.
- Averaged 15.4 points, 5.2 rebounds, 1.5 assists and 1.7 steals per game as junior.

### Season Highs

Minutes

Season: 5 vs. West Virginia Tech (11/14/15)

MAC: N/A

Points

Season: None

MAC: N/A

Rebounds

Season: 1 vs. West Virginia Tech (11/14/15)

MAC: N/A

Assists

Season: None

MAC: N/A

Field Goals

Season: None

MAC: N/A

Field-Goal Attempts

Season: None

MAC: N/A

Three-Point Field Goals

Season: None

MAC: N/A

Three-Point FG Attempts

Season: None

MAC: N/A

Free Throws

Season: None

MAC: N/A

Free-Throw Attempts

Season: None

MAC: N/A

Steals

Season: None

MAC: N/A

Blocks

Season: None

MAC: N/A

### Chandler White's 2015-16 Game-by-Game Statistics

Opponent	Fg-Fga	3fg-3fga	Ft-Fta	Off-Def	Reb	Pf	Pts	Ast	To	Blk	Stl	Min
West Virginia Tech (11/14)	0-0	0-0	0-0	0-1	1	0	0	0	0	0	0	5
at Youngstown State (11/18)	0-0	0-0	0-0	0-0	0	0	0	0	0	0	0	1
at Loyola (IL) (11/21)												
vs. San Jose State (11/25)												
vs. Loyola (IL) (11/27)												
vs. Middle Tennessee (11/28)												
Cleveland State (12/2)												
at Green Bay (12/6)												
at Detroit (12/9)												
Oakland (12/12)												
Bethune-Cookman (12/19)												
North Carolina A&T (12/21)												
Northern Kentucky (12/30)												
at Ball State (1/6)												
at Miami (1/9)												
Northern Illinois (1/12)												
Akron (1/16)												
at Bowling Green (1/19)												
at Northern Illinois (1/23)												
Ohio (1/26)												
Buffalo (1/30)												
Western Michigan (2/2)												
at Kent State (2/6)												
at Buffalo (2/9)												
Miami (2/13)												
at Central Michigan (2/16)												
at Eastern Michigan (2/20)												
Ball State (2/23)												
Central Michigan (2/27)												
at Western Michigan (3/1)												
Eastern Michigan (3/4)												

### WHITE'S CAREER STATS

Year	GP	GS	Min	Avg	Total			Three-Point			Rebounds			PF	FO	Ast	TO	Blk	Stl	Pts	Avg	
					FG	FGA	Pct	FG	FGA	Pct	FT	FTA	Pct									Off
2015-16	2	0	6	3.0	0	0	.000	0	0	.000	0	0	.000	0	1	1	0.5	0	0	0	0	0.0
<b>TOTAL</b>	<b>2</b>	<b>0</b>	<b>6</b>	<b>3.0</b>	<b>0</b>	<b>0</b>	<b>.000</b>	<b>0</b>	<b>0</b>	<b>.000</b>	<b>0</b>	<b>0</b>	<b>.000</b>	<b>0</b>	<b>1</b>	<b>1</b>	<b>0.5</b>	<b>0</b>	<b>0</b>	<b>0</b>	<b>0</b>	<b>0.0</b>

# ROCKET PLAYER NOTES



## Nick Rogers

• 10 •

6-1 • 170

Freshman • Guard

Indianapolis, IN

### ROGERS IN 2015-16

- Averaging 3.0 ppg in 11.6 mpg and ranks fourth on squad with 81.3 FT% (13-of-16).
- Shooting 37.5 percent (3-of-8) from three-point range.
- Tallied eight points and hit 5-of-6 free throws at Youngstown State (11/18).
- Notched seven points, two rebounds and two assists and was 1-of-2 from three-point range and 4-of-4 from charity stripe vs. West Virginia Tech (11/14).

### ROGERS IN PREP SCHOOL & HIGH SCHOOL

- Attended Elev8 Institute, in Delray Beach, FL, during 2014-15 academic year.
- A 2014 graduate of Traders Point Christian Academy where he was a three-year letterwinner.
- Served as team captain as senior en route to earning Team MVP and NACA All-Tournament Team honors.
- Averaged 19.7 ppg, 4.6 apg, 3.8 rpg and 2.0 spg with a 49.4 FG%, 39.4 three-point FG% and 80.0 FT%.
- Paced team in scoring as junior with 13.7 ppg to go along with 4.0 apg and 2.0 spg.
- Coached by former NBA guard and Ohio University standout Dave Jamerson in sophomore campaign.

### Season Highs

Minutes

Season: 17 vs. West Virginia Tech (11/14/15)

MAC: N/A

Points

Season: 8 @Youngstown State (11/18/15)

MAC: N/A

Rebounds

Season: 2 (3 times, last vs. Middle Tennessee (11/28/15))

MAC: N/A

Assists

Season: 2 (3 times, last vs. San Jose State (11/25/15))

MAC: N/A

Field Goals

Season: 1 (4 times, last vs. San Jose State (11/25/15))

MAC: N/A

Field-Goal Attempts

Season: 3 (3 times, last vs. Cleveland State (12/2/15))

MAC: N/A

Three-Point Field Goals

Season: 1 (3 times, last @Loyola (IL) (11/21/15))

MAC: N/A

Three-Point FG Attempts

Season: 2 vs. West Virginia Tech (11/14/15)

MAC: N/A

Free Throws

Season: 5 @Youngstown State (11/18/15)

MAC: N/A

Free-Throw Attempts

Season: 6 @Youngstown State (11/18/15)

MAC: N/A

Steals

Season: 1 (2 times, last @Green Bay (12/6/15))

MAC: N/A

Blocks

Season: 1 vs. San Jose State (11/25/15)

MAC: N/A

### Nick Rogers' 2015-16 Game-by-Game Statistics

Opponent	Fg-Fga	3fg-3fga	Ft-Fta	Off-Def	Reb	Pf	Pts	Ast	To	Blk	Stl	Min
West Virginia Tech (11/14)	1-3	1-2	4-4	1-1	2	1	7	2	1	0	0	17
at Youngstown State (11/18)	1-1	1-1	5-6	0-0	0	2	8	1	0	0	0	9
at Loyola (IL) (11/21)	1-2	1-1	0-0	0-0	0	2	3	2	1	0	0	10
vs. San Jose State (11/25)	1-3	0-1	0-0	1-1	2	2	2	2	0	1	0	13
vs. Loyola (IL) (11/27)	0-2	0-1	0-0	0-0	0	0	0	1	0	0	1	10
vs. Middle Tennessee (11/28)	0-2	0-1	1-2	0-2	2	3	1	1	1	0	0	12
Cleveland State (12/2)	0-3	0-1	1-2	0-0	0	2	1	0	0	0	0	11
at Green Bay (12/6)	0-2	0-0	2-2	0-0	0	2	2	1	1	0	1	11
at Detroit (12/9)												
Oakland (12/12)												
Bethune-Cookman (12/19)												
North Carolina A&T (12/21)												
Northern Kentucky (12/30)												
at Ball State (1/6)												
at Miami (1/9)												
Northern Illinois (1/12)												
Akron (1/16)												
at Bowling Green (1/19)												
at Northern Illinois (1/23)												
Ohio (1/26)												
Buffalo (1/30)												
Western Michigan (2/2)												
at Kent State (2/6)												
at Buffalo (2/9)												
Miami (2/13)												
at Central Michigan (2/16)												
at Eastern Michigan (2/20)												
Ball State (2/23)												
Central Michigan (2/27)												
at Western Michigan (3/1)												
Eastern Michigan (3/4)												

### ROGERS' CAREER STATS

Year	GP	GS	Min	Avg	Total			Three-Point			Rebounds			PF	FO	Ast	TO	Blk	Stl	Pts	Avg				
					FG	FGA	Pct	FG	FGA	Pct	FT	FTA	Pct									Off	Def	Tot	Avg
2015-16	8	0	93	11.6	4	18	.222	3	8	.375	13	16	.813	2	4	6	0.8	14	0	10	4	1	2	24	3.0
<b>TOTAL</b>	<b>8</b>	<b>0</b>	<b>93</b>	<b>11.6</b>	<b>4</b>	<b>18</b>	<b>.222</b>	<b>3</b>	<b>8</b>	<b>.375</b>	<b>13</b>	<b>16</b>	<b>.813</b>	<b>2</b>	<b>4</b>	<b>6</b>	<b>0.8</b>	<b>14</b>	<b>0</b>	<b>10</b>	<b>4</b>	<b>1</b>	<b>2</b>	<b>24</b>	<b>3.0</b>

# ROCKET PLAYER NOTES



## Jaelan Sanford

• 13 •

6-4 • 195

Freshman • Guard

Evansville, IN

### Season Highs

Minutes

Season: 33 @Youngstown State (11/18/15)

MAC: N/A

Points

Season: 22 vs. West Virginia Tech (11/14/15)

MAC: N/A

Rebounds

Season: 4 (2 times, last @Green Bay (12/6/15))

MAC: N/A

Assists

Season: 4 vs. West Virginia Tech (11/14/15)

MAC: N/A

Field Goals

Season: 8 vs. West Virginia Tech (11/14/15)

MAC: N/A

Field-Goal Attempts

Season: 10 vs. West Virginia Tech (11/14/15)

MAC: N/A

Three-Point Field Goals

Season: 6 vs. West Virginia Tech (11/14/15)

MAC: N/A

Three-Point FG Attempts

Season: 8 vs. West Virginia Tech (11/14/15)

MAC: N/A

Free Throws

Season: 9 vs. Loyola (IL) (11/27/15)

MAC: N/A

Free-Throw Attempts

Season: 9 vs. Loyola (IL) (11/27/15)

MAC: N/A

Steals

Season: 2 @Green Bay (12/6/15)

MAC: N/A

Blocks

Season: 2 @Youngstown State (11/18/15)

MAC: N/A

### SANFORD IN 2015-16

- Tied for fourth on team with 7.8 ppg and is shooting 34.4 percent (11-of-32) from three-point range and 83.3 percent (15-of-18) from the charity stripe.
- Ranks third on team with 11 treys and 32 three-point attempts.
- Scored team-high 22 points on 8-of-10 shooting (6-of-8 3FG) and tallied four rebounds and four assists in 30 minutes vs. West Virginia Tech (11/14).
- Tallied 14 points and sank all nine of his free-throw attempts vs. Middle Tennessee (11/28).

### SANFORD IN HIGH SCHOOL

- A 2015 graduate of Reitz High School.
- Four-year letterwinner who finished as Panthers' all-time leading scoring with 1,544 points (sixth in Evansville prep history).
- Earned first-team all-state, All-Southern Indiana Athletic Conference, all-city and all-metro accolades as senior.
- Tabbed for spot on 2015 Indiana Basketball Coaches Supreme 15 squad for the top 15 players in state regardless of school size.
- Averaged 20.7 ppg to help team post 29-2 win-loss mark and advance to state tournament championship game.
- Averaged 15.8 ppg as junior to earn all-state honorable mention and second-team All-SIAC laurels.


### Jaelan Sanford's 2015-16 Game-by-Game Statistics

Opponent	Fg-Fga	3fg-3fga	Ft-Fta	Off-Def	Reb	Pf	Pts	Ast	To	Blk	Stl	Min
<b>West Virginia Tech (11/14)</b>	<b>8-10</b>	<b>6-8</b>	<b>0-0</b>	<b>0-4</b>	<b>4</b>	<b>2</b>	<b>22</b>	<b>4</b>	<b>1</b>	<b>0</b>	<b>0</b>	<b>30</b>
at Youngstown State (11/18)	3-8	1-6	2-2	1-0	1	1	9	2	1	2	0	33
at Loyola (IL) (11/21)	1-5	0-4	0-0	0-0	0	1	2	2	0	0	0	23
vs. San Jose State (11/25)	2-8	1-4	0-0	0-0	0	2	5	0	0	0	1	21
vs. Loyola (IL) (11/27)	2-5	1-4	9-9	0-2	2	0	14	1	1	0	0	29
vs. Middle Tennessee (11/28)	1-3	1-1	0-0	0-0	0	1	3	2	0	0	0	20
<b>Cleveland State (12/2)</b>	<b>0-2</b>	<b>0-2</b>	<b>4-7</b>	<b>0-1</b>	<b>1</b>	<b>2</b>	<b>4</b>	<b>3</b>	<b>1</b>	<b>1</b>	<b>1</b>	<b>30</b>
at Green Bay (12/6)	1-3	1-3	0-0	1-3	4	2	3	1	3	0	2	18
at Detroit (12/9)												
<b>Oakland (12/12)</b>												
<b>Bethune-Cookman (12/19)</b>												
<b>North Carolina A&amp;T (12/21)</b>												
<b>Northern Kentucky (12/30)</b>												
at Ball State (1/6)												
at Miami (1/9)												
<b>Northern Illinois (1/12)</b>												
<b>Akron (1/16)</b>												
at Bowling Green (1/19)												
at Northern Illinois (1/23)												
<b>Ohio (1/26)</b>												
<b>Buffalo (1/30)</b>												
<b>Western Michigan (2/2)</b>												
at Kent State (2/6)												
at Buffalo (2/9)												
<b>Miami (2/13)</b>												
at Central Michigan (2/16)												
at Eastern Michigan (2/20)												
<b>Ball State (2/23)</b>												
<b>Central Michigan (2/27)</b>												
at Western Michigan (3/1)												
<b>Eastern Michigan (3/4)</b>												

### SANFORD'S CAREER STATS

Year	GP	GS	Min	Avg	Total			Three-Point			Rebounds			PF	FO	Ast	TO	Blk	Stl	Pts	Avg				
					FGA	Pct	FTA	Pct	FG	FGA	Pct	Off	Def									Tot	Avg		
2015-16	8	8	204	25.5	18	44	.409	11	32	.344	15	18	.833	2	10	12	1.5	11	0	15	7	3	4	62	7.8
<b>TOTAL</b>	<b>8</b>	<b>8</b>	<b>204</b>	<b>25.5</b>	<b>18</b>	<b>44</b>	<b>.409</b>	<b>11</b>	<b>32</b>	<b>.344</b>	<b>15</b>	<b>18</b>	<b>.833</b>	<b>2</b>	<b>10</b>	<b>12</b>	<b>1.5</b>	<b>11</b>	<b>0</b>	<b>15</b>	<b>7</b>	<b>3</b>	<b>4</b>	<b>62</b>	<b>7.8</b>

# ROCKET PLAYER NOTES



## Jordan Lauf

• 25 •

6-5 • 190

Junior • Guard

Napoleon, OH

### LAUF IN 2015-16

- Averaging 4.6 ppg, 3.5 rpg and 1.4 apg in 24.9 mpg off bench. Leads UT reserves in minutes played.
- Averaged 8.0 ppg and 3.3 rpg and shot 50.0 percent (8-of-16) from field in 27.0 mpg at Great Alaska Shootout (11/25-28).
- Has scored season-high nine points on three occasions - vs. San Jose State (11/25), vs. Middle Tennessee (11/28) and Cleveland State (12/2). Also grabbed season-best seven boards vs. Spartans and six caroms vs. Vikings.
- Grabbed four boards at Youngstown State (11/18) to go along with two points and two assists in 22 minutes.

### LAUF'S CAREER NOTES

- Averaged 4.3 ppg, 3.6 rpg, 1.1 apg and 0.9 spg in 19.2 mpg coming off bench as sophomore.
- Ranked fifth on team with 3.5 rpg as freshman and averaged 3.8 ppg in 14.6 mpg coming off bench.
- **Posted a 52.5 FG% (42-of-80) but didn't qualify for MAC leaders.**
- Scored career-high 12 points vs. CMU (1/11) as freshman and also vs. Chicago State (12/6) as sophomore.
- Registered seven points and eight rebounds in 21 minutes last year at Oregon (11/21)
- Four-year letterwinner in basketball who also lettered twice in soccer and once in football.
- Named to Associated Press Division II third-team all-state team as senior, second-team as junior and honorable mention as sophomore.
- Earned first-team Division III all-state honors at wide receiver as senior.

### Career/Season Highs

#### Minutes

**Career:** 32 vs. Bowling Green (1/24/15)  
**Season:** 31 vs. Middle Tennessee (11/28/15)  
**MAC:** 32 vs. Bowling Green (1/24/15)

#### Points

**Career:** 12 (2 times, last vs. Chicago State (12/6/14))  
**Season:** 9 (2 times, last vs. Middle Tennessee (11/28/15))  
**MAC:** 12 vs. Central Michigan (1/11/14)

#### Rebounds

**Career:** 10 vs. Coppin State (12/28/13)  
**Season:** 7 vs. San Jose State (11/25/15)  
**MAC:** 6 (3 times, last vs. Western Michigan (1/17/15))

#### Assists

**Career:** 3 (5 times, last @ Buffalo (2/10/15))  
**Season:** 2 (4 times, last vs. Loyola (IL) (11/27/15))  
**MAC:** 3 (4 times, last @ Buffalo (2/10/15))

#### Field Goals

**Career:** 4 (4 times, last vs. Cleveland State (12/2/15))  
**Season:** 4 (2 times, last vs. Cleveland State (12/2/15))  
**MAC:** 4 @Ohio (1/14/15)

#### Field-Goal Attempts

**Career:** 8 vs. San Jose State (11/25/15)  
**Season:** 8 vs. San Jose State (11/25/15)  
**MAC:** 6 @Miami (1/29/14)

#### Three-Point Field Goals

**Career:** 2 (3 times, last vs. Arkansas State (12/13/14))  
**Season:** 1 (4 times, last vs. Cleveland State (12/2/15))  
**MAC:** 2 vs. Central Michigan (1/11/14)

#### Three-Point FG Attempts

**Career:** 3 (6 times, last vs. Middle Tennessee (11/28/15))  
**Season:** 3 (2 times, last vs. Middle Tennessee (11/28/15))  
**MAC:** 3 vs. Bowling Green (2/5/14)

#### Free Throws

**Career:** 5 (2 times, last @Oakland (11/29/14))  
**Season:** 4 vs. Middle Tennessee (11/28/15)  
**MAC:** 4 (3 times, last @Northern Illinois (1/31/15))

#### Free-Throw Attempts

**Career:** 6 (6 times, last vs. Middle Tennessee (11/28/15))  
**Season:** 6 vs. Middle Tennessee (11/28/15)  
**MAC:** 6 (2 times, last vs. Western Michigan (1/17/15))

#### Steals

**Career:** 4 @Oakland (11/29/14)  
**Season:** 3 vs. Loyola (IL) (11/27/15)  
**MAC:** 3 vs. Western Michigan (1/17/15)

#### Blocks

**Career:** 1 (6 times, last @Loyola (IL) (11/21/15))  
**Season:** 1 (2 times, last @Loyola (IL) (11/21/15))  
**MAC:** 1 (2 times, last @Central Michigan (3/3/15))


### Jordan Lauf's 2015-16 Game-by-Game Statistics

Opponent	Fg-Fga	3fg-3fga	Ft-Fta	Off-Def	Reb	Pf	Pts	Ast	To	Blk	Stl	Min
West Virginia Tech (11/14)	0-2	0-2	2-4	1-2	3	3	2	2	0	1	0	16
at Youngstown State (11/18)	1-2	0-0	0-0	0-4	4	1	2	2	1	0	1	22
at Loyola (IL) (11/21)	0-2	0-1	0-1	1-0	1	2	0	1	1	1	2	27
vs. San Jose State (11/25)	4-8	1-3	0-1	4-3	7	2	9	2	0	0	1	26
vs. Loyola (IL) (11/27)	2-3	1-2	1-2	1-0	1	3	6	2	0	0	3	24
vs. Middle Tennessee (11/28)	2-5	1-3	4-6	1-1	2	4	9	1	0	0	0	31
Cleveland State (12/2)	4-4	1-1	0-0	4-2	6	2	9	1	1	0	0	23
at Green Bay (12/6)	0-3	0-1	0-0	1-3	4	3	0	0	1	0	0	30
at Detroit (12/9)												
Oakland (12/12)												
Bethune-Cookman (12/19)												
North Carolina A&T (12/21)												
Northern Kentucky (12/30)												
at Ball State (1/6)												
at Miami (1/9)												
Northern Illinois (1/12)												
Akron (1/16)												
at Bowling Green (1/19)												
at Northern Illinois (1/23)												
Ohio (1/26)												
Buffalo (1/30)												
Western Michigan (2/2)												
at Kent State (2/6)												
at Buffalo (2/9)												
Miami (2/13)												
at Central Michigan (2/16)												
at Eastern Michigan (2/20)												
Ball State (2/23)												
Central Michigan (2/27)												
at Western Michigan (3/1)												
Eastern Michigan (3/4)												

### LAUF'S CAREER STATS

Year	GP	GS	Min	Avg	Total			Three-Point			Rebounds			Avg	PF	FO	Ast	TO	Blk	Stl	Pts	Avg			
					FGA	Pct	FT	FTA	Pct	Off	Def	Tot													
2013-14	34	1	496	14.6	42	80	52.5	6	22	27.3	40	59	67.8	52	66	118	3.5	79	4	18	17	0	19	130	3.8
2014-15	33	0	633	19.2	44	93	47.3	12	34	35.3	43	64	67.2	46	72	118	3.6	65	2	36	20	4	30	143	4.3
2015-16	8	0	199	24.9	13	29	44.8	4	13	30.8	7	14	50.0	13	15	28	3.5	20	0	11	4	2	7	37	4.6
<b>TOTAL</b>	<b>75</b>	<b>1</b>	<b>1328</b>	<b>17.7</b>	<b>99</b>	<b>202</b>	<b>49.0</b>	<b>22</b>	<b>69</b>	<b>31.9</b>	<b>90</b>	<b>137</b>	<b>65.7</b>	<b>111</b>	<b>153</b>	<b>264</b>	<b>3.5</b>	<b>164</b>	<b>6</b>	<b>65</b>	<b>41</b>	<b>6</b>	<b>56</b>	<b>310</b>	<b>4.1</b>

# ROCKET PLAYER NOTES



## Zach Garber

• 33 •

6-10 • 245

Junior • Center

Carey, OH

### Career/Season Highs

Minutes

Career: 22 @Oakland (11/29/14)

Season: 17 vs. West Virginia Tech (11/14/15)

MAC: 20 vs. Western Michigan (1/17/15)

Points

Career: 11 vs. Northwestern Ohio (11/9/13)

Season: 8 vs. West Virginia Tech (11/14/15)

MAC: 8 vs. Kent State (1/26/14)

Rebounds

Career: 6 (4 times, last vs. Cleveland State (12/2/15))

Season: 6 (2 times, last vs. Cleveland State (12/2/15))

MAC: 5 (2 times, last vs. Central Michigan (1/6/15))

Assists

Career: 1 (4 times, last vs. San Jose State (11/25/15))

Season: 1 (2 times, last vs. San Jose State (11/25/15))

MAC: 1 (4 times, last vs. Bowling Green (1/24/15))

Field Goals

Career: 3 (2 times, last vs. Central Michigan (1/6/15))

Season: 2 vs. West Virginia Tech (11/14/15)

MAC: 3 vs. Central Michigan (1/6/15)

Field-Goal Attempts

Career: 6 vs. Northern Arizona (11/16/14)

Season: 5 vs. West Virginia Tech (11/14/15)

MAC: 3 (4 times, last vs. Central Michigan (1/6/15))

Three-Point Field Goals

Career: 1 vs. Northwestern Ohio (11/9/13)

Season: None

MAC: None

Three-Point FG Attempts

Career: 1 (5 times, last vs. Central Michigan (1/6/15))

Season: None

MAC: 1 vs. Central Michigan (1/6/15)

Free Throws

Career: 5 vs. Northern Illinois (2/25/15)

Season: 4 vs. West Virginia Tech (11/14/15)

MAC: 5 vs. Northern Illinois (2/25/15)

Free-Throw Attempts

Career: 8 vs. West Virginia Tech (11/14/15)

Season: 8 vs. West Virginia Tech (11/14/15)

MAC: 6 vs. Kent State (1/26/14)

Steals

Career: 1 (11 times, last vs. West Virginia Tech (11/14/15))

Season: 1 vs. West Virginia Tech (11/14/15)

MAC: 1 (4 times, last @Ball State (2/7/15))

Blocks

Career: 2 (2 times, last vs. Detroit (11/25/14))

Season: None

MAC: 2 @Ball State (2/8/14)

### GARBER IN 2015-16

- Ranks third on team with nine offensive boards and is averaging 3.4 ppg and 2.9 rpg in 9.6 mpg.
- Matched career best with six boards and tallied five points in 16 minutes vs. Cleveland State (12/2)
- Tied career high with six rebounds and scored eight points in 17 minutes vs. West Virginia Tech (11/14).

### GARBER'S CAREER NOTES

- Averaged 2.1 ppg and 2.4 rpg with 72.4 FT% (42-of-58) in 12.8 mpg off bench as sophomore.
- Tallied season-best seven points vs. Central Michigan (1/6) and Northern Illinois (2/25) as sophomore.
- Scored six points and grabbed career-best six rebounds in season opener vs. Northern Arizona (11/16).
- Averaged 1.8 ppg and 1.9 rpg with 38.6 FG% (17-of-44) in 10.2 mpg off bench as freshman.
- Scored eight points and tied season high with five rebounds vs. Kent State (1/26) as freshman.
- Scored season-high 11 points and grabbed two rebounds in 17 minutes vs. UNOH (11/9) as freshman.
- Four-year letterwinner in basketball, football, track and baseball at Vanlue High School.
- Named Associated Press Division IV Co-Player of the Year and first-team All-Ohio.
- Averaged 23.0 ppg, 12.1 rpg and 3.4 bpg.
- Second-team All-Ohio selection, Northwest District IV Player of Year and Blanchard Valley Conference Player of Year as junior. Led BVC with 20.2 ppg and 13.8 rpg.
- Helped Wildcats post 54-14 in three years.

### Zach Garber's 2015-16 Game-by-Game Statistics

Opponent	Fg-Fga	3fg-3fga	Ft-Fta	Off-Def	Reb	Pf	Pts	Ast	To	Blk	Stl	Min
West Virginia Tech (11/14)	2-5	0-0	4-8	4-2	6	2	8	0	0	0	1	17
at Youngstown State (11/18)	1-2	0-0	2-3	1-3	4	2	4	1	1	0	0	12
at Loyola (IL) (11/21)	0-1	0-0	2-4	0-0	0	2	0	0	0	0	0	6
vs. San Jose State (11/25)	1-1	0-0	2-2	2-3	5	3	4	1	1	0	0	8
vs. Loyola (IL) (11/27)	0-0	0-0	2-2	1-0	1	2	2	0	0	0	0	7
vs. Middle Tennessee (11/28)	0-0	0-0	2-2	0-0	0	2	0	0	0	0	0	4
Cleveland State (12/2)	1-2	0-0	3-4	1-5	6	0	5	0	0	0	0	16
at Green Bay (12/6)	0-1	0-0	0-0	0-1	1	2	0	0	0	0	0	7
at Detroit (12/9)												
Oakland (12/12)												
Bethune-Cookman (12/19)												
North Carolina A&T (12/21)												
Northern Kentucky (12/30)												
at Ball State (1/6)												
at Miami (1/9)												
Northern Illinois (1/12)												
Akron (1/16)												
at Bowling Green (1/19)												
at Northern Illinois (1/23)												
Ohio (1/26)												
Buffalo (1/30)												
Western Michigan (2/2)												
at Kent State (2/6)												
at Buffalo (2/9)												
Miami (2/13)												
at Central Michigan (2/16)												
at Eastern Michigan (2/20)												
Ball State (2/23)												
Central Michigan (2/27)												
at Western Michigan (3/1)												
Eastern Michigan (3/4)												

### GARBER'S CAREER STATS

Year	GP	GS	Min	Avg	Total			Three-Point			Rebounds			PF	FO	Ast	TO	Blk	Stl	Pts	Avg				
					FG	FGA	Pct	FG	FGA	Pct	FT	FTA	Pct									Off	Def	Tot	
2013-14	33	0	337	10.2	17	44	.386	1	1	1.000	23	33	.697	31	33	64	1.9	49	1	6	16	7	5	58	1.8
2014-15	33	0	423	12.8	14	45	.311	0	5	.000	42	58	.724	34	46	80	2.4	74	1	6	14	8	5	70	2.1
2015-16	8	0	77	9.6	5	12	.417	0	0	.000	17	25	.680	9	14	23	2.9	13	0	2	2	0	1	27	3.4
<b>TOTAL</b>	<b>74</b>	<b>0</b>	<b>837</b>	<b>11.3</b>	<b>36</b>	<b>101</b>	<b>.356</b>	<b>1</b>	<b>6</b>	<b>.167</b>	<b>82</b>	<b>116</b>	<b>.707</b>	<b>74</b>	<b>93</b>	<b>167</b>	<b>2.3</b>	<b>136</b>	<b>2</b>	<b>14</b>	<b>32</b>	<b>15</b>	<b>11</b>	<b>155</b>	<b>2.1</b>

# ROCKET PLAYER NOTES



## Nate Navigato

• 35 •

6-8 • 215

Freshman • Forward

Geneva, IL

### NAVIGATO IN 2015-16

- Averaging 7.8 ppg, 3.4 rpg and 1.6 apg and is one of five Rockets scoring 7.5 ppg or more.
- Leads team in free-throw percentage (92.3, 12-of-13).
- Ranks third on team in 3PTFG% (36.8) and second in three-pointers attempted (38).
- Has scored in double digits on three occasions and has connected for a three-point field goal in all but one game.
- Registered 17 points, five rebounds and two assists in 27 minutes at Youngstown State (11/18).

### NAVIGATO IN HIGH SCHOOL

- A 2015 graduate of Geneva High School.
- Second-team *Associated Press* Class 4A all-state selection as senior.
- Received IBCA first-team all-state as senior, IBCA third-team all-state as junior and IBCA special mention all-state honors as sophomore.
- Averaged 20.5 points, 5.3 rebounds, 2.1 assists and 1.7 steals as senior.
- Led Vikings to school-record 30 victories and fourth-place finish in Class 4A.
- Finished career as Vikings' all-time leader in points (1,764), assists (227), three-point field goals (176), steals (132) and blocked shots (69).
- Selected to participate in 2015 Illinois Basketball Coaches Association All-Star game.
- Registered 19 points and six rebounds per game as junior.
- Concluded junior campaign with 41-point performance at University of Illinois' State Farm Center.

### Season Highs

Minutes  
Season: 29 @Green Bay (12/6/15)  
MAC: N/A

### Points

Season: 17 @Youngstown State (11/18/15)  
MAC: N/A

### Rebounds

Season: 5 @Youngstown State (11/18/15)  
MAC: N/A

### Assists

Season: 4 vs. West Virginia Tech (11/14/15)  
MAC: N/A

### Field Goals

Season: 4 (2 times, last vs. Cleveland State (12/2/15))  
MAC: N/A

### Field-Goal Attempts

Season: 9 vs. Cleveland State (12/2/15)  
MAC: N/A

### Three-Point Field Goals

Season: 4 @Youngstown State (11/18/15)  
MAC: N/A

### Three-Point FG Attempts

Season: 7 @Youngstown State (11/18/15)  
MAC: N/A

### Free Throws

Season: 5 @Youngstown State (11/18/15)  
MAC: N/A

### Free-Throw Attempts

Season: 6 @Youngstown State (11/18/15)  
MAC: N/A

### Steals

Season: 1 (2 times, last vs. Loyola (IL) (11/25/15))  
MAC: N/A

### Blocks

Season: 1 @Youngstown State (11/18/15)  
MAC: N/A

### Nate Navigato's 2015-16 Game-by-Game Statistics

Opponent	Fg-Fga	3fg-3fga	Ft-Fta	Off-Def	Reb	Pf	Pts	Ast	To	Blk	Stl	Min
<b>West Virginia Tech (11/14)</b>	2-6	2-6	2-2	0-4	4	3	8	4	2	0	1	22
at Youngstown State (11/18)	4-7	4-7	5-6	0-5	5	2	17	2	1	1	0	27
at Loyola (IL) (11/21)	1-3	1-3	0-0	0-3	3	4	3	0	0	0	0	28
vs. San Jose State (11/25)	2-6	2-4	0-0	1-3	4	2	6	0	0	0	0	21
vs. Loyola (IL) (11/27)	2-4	2-4	4-4	0-4	4	1	10	0	1	0	1	27
vs. Middle Tennessee (11/28)	3-7	1-5	0-0	0-1	1	0	7	2	0	0	0	25
<b>Cleveland State (12/2)</b>	4-9	2-5	1-1	1-1	2	2	11	3	3	0	0	25
at Green Bay (12/6)	0-5	0-4	0-0	0-4	4	3	0	2	0	0	0	29
at Detroit (12/9)												
<b>Oakland (12/12)</b>												
<b>Bethune-Cookman (12/19)</b>												
<b>North Carolina A&amp;T (12/21)</b>												
<b>Northern Kentucky (12/30)</b>												
at Ball State (1/6)												
at Miami (1/9)												
<b>Northern Illinois (1/12)</b>												
<b>Akron (1/16)</b>												
at Bowling Green (1/19)												
at Northern Illinois (1/23)												
<b>Ohio (1/26)</b>												
<b>Buffalo (1/30)</b>												
<b>Western Michigan (2/2)</b>												
at Kent State (2/6)												
at Buffalo (2/9)												
<b>Miami (2/13)</b>												
at Central Michigan (2/16)												
at Eastern Michigan (2/20)												
<b>Ball State (2/23)</b>												
<b>Central Michigan (2/27)</b>												
at Western Michigan (3/1)												
<b>Eastern Michigan (3/4)</b>												

### NAVIGATO'S CAREER STATS

Year	GP	GS	Min	Avg	Total			Three-Point			Rebounds			PF	FO	Ast	TO	Blk	Stl	Pts	Avg				
					FG	FGA	Pct	FG	FGA	Pct	FT	FTA	Pct									Off	Def	Tot	
2015-16	8	8	204	25.5	18	47	.383	14	38	.368	12	13	.923	2	25	27	3.4	17	0	13	7	1	2	62	7.8
<b>TOTAL</b>	<b>8</b>	<b>8</b>	<b>204</b>	<b>25.5</b>	<b>18</b>	<b>47</b>	<b>.383</b>	<b>14</b>	<b>38</b>	<b>.368</b>	<b>12</b>	<b>13</b>	<b>.923</b>	<b>2</b>	<b>25</b>	<b>27</b>	<b>3.4</b>	<b>17</b>	<b>0</b>	<b>13</b>	<b>7</b>	<b>1</b>	<b>2</b>	<b>62</b>	<b>7.8</b>

# ROCKET PLAYER NOTES



## Nathan Boothe

• 53 •  
6-10 • 245  
Senior • Center  
Gurnee, IL

### BOOTHE IN 2015-16

- Appears in MAC rankings in 10 categories – 7.3 defensive rpg (1st), 19.6 ppg (2nd), 9.3 rpg (2nd), 2.4 assist/turnover ratio (2nd), 50.0 3PTFG% (T-3rd), 4.8 apg (5th), 58.1 FG% (6th), 1.0 bpg (T-9th) 30.5 mpg (T-10th) and 2.0 offensive rpg (T-13th).
- Became Toledo's 43rd 1,000-point scorer in school history vs. Cleveland State (12/2) and now has 1,033 points.
- Tallied first triple-double in school history with 12 points, 13 rebounds and career-high 10 assists vs. San Jose State (11/25). Also notched double-double with career-high 29 points and 11 boards at Loyola (IL) (11/21).
- Notched 27 points and nine rebounds at Green Bay (12/6).
- Tallied 26 points and seven rebounds at Youngstown State (11/18).

### BOOTHE CAREER NOTES

- Averaged 10.0 ppg and 5.7 rpg as junior, 9.2 ppg and 4.6 rpg as sophomore and 8.3 ppg and 5.2 rpg as freshman. Earned All-MAC Honorable Mention honors in 2015 and MAC All-Freshman Team in 2013.
- **Paced team in FT% last two years with 87.1 FT% in 2013-14 and 88.9 FT% in 2014-15.**
- Has scored in double figures in **55 games**.
- Tallied career-high 20 points in MAC Tournament contest vs. Eastern Michigan (3/12/15) last year.
- Tallied team-high 15 points and season-best five assists at No. 16 Kansas (12/30) as sophomore.
- Scored 13 points vs. Miami (2/6/13) and hit game-winning three-point FG at buzzer as freshman.
- Brother, David, played offensive guard at Hope (MI) College (2007-10).
- Sister, Sarah, played forward at Stanford (2009-13) and was named Illinois 'Ms. Basketball' in 2008.

### Career/Season Highs

**Minutes**  
Career: 38 vs. Kent State (2/13/15)  
Season: 36 vs. Middle Tennessee (11/28/15)  
MAC: 38 vs. Kent State (2/13/15)

**Points**  
Career: 29 @Loyola (IL) (11/21/15)  
Season: 29 @Youngstown State (11/18/15)  
MAC: 19 @Central Michigan (2/16/13)

**Rebounds**  
Career: 15 @Northern Kentucky (1/3/15)  
Season: 13 vs. San Jose State (11/25/15)  
MAC: 14 vs. Kent State (2/13/15)

**Assists**  
Career: 10 vs. San Jose State (11/25/15)  
Season: 10 vs. San Jose State (11/25/15)  
MAC: 6 vs. Kent State (2/13/15)

**Field Goals**  
Career: 12 (2 times, last @Loyola (IL) (11/21/15))  
Season: 12 (2 times, last @Loyola (IL) (11/21/15))  
MAC: 8 @Central Michigan (2/16/13)

**Field-Goal Attempts**  
Career: 24 @Loyola (IL) (11/21/15)  
Season: 24 @Loyola (IL) (11/21/15)  
MAC: 12 @Buffalo (2/13/13)

**Three-Point Field Goals**  
Career: 2 (3 times, last vs. San Jose State (11/25/15))  
Season: 2 vs. San Jose State (11/25/15)  
MAC: 1 (7 times, last vs. Kent State (2/13/15))

**Three-Point FG Attempts**  
Career: 4 @VCU (11/18/14)  
Season: 3 (2 times, last vs. Middle Tennessee (11/28/15))  
MAC: 2 (2 times, last vs. Kent State (2/13/15))

**Free Throws**  
Career: 7 (2 times, last vs. Western Michigan (2/21/15))  
Season: 4 (3 times, last @Green Bay (12/6/15))  
MAC: 7 vs. Western Michigan (2/21/15)

**Free-Throw Attempts**  
Career: 8 (2 times, last vs. Western Michigan (2/21/15))  
Season: 6 vs. Cleveland State (12/2/15)  
MAC: 8 vs. Western Michigan (2/21/15)

**Steals**  
Career: 3 (4 times, last vs. Akron (1/9/15))  
Season: 2 (2 times, last vs. Loyola (IL) (11/27/15))  
MAC: 3 (2 times, last vs. Akron (1/9/15))

**Blocks**  
Career: 4 (6 times, last vs. Kent State (2/13/15))  
Season: 3 @Green Bay (12/6/15)  
MAC: 4 (3 times, last vs. Kent State (2/13/15))

### Nathan Boothe's 2015-16 Game-by-Game Statistics

Opponent	Fg-Fga	3fg-3fga	Ft-Fta	Off-Def	Reb	Pf	Pts	Ast	To	Blk	Stl	Min
West Virginia Tech (11/14)	7-10	1-1	0-1	2-6	8	0	15	6	1	0	1	23
at Youngstown State (11/18)	12-16	1-2	1-1	0-7	7	3	26	2	4	1	0	30
at Loyola (IL) (11/21)	12-24	1-3	4-5	3-8	11	4	29	2	1	1	2	34
vs. San Jose State (11/25)	5-14	2-2	0-1	1-12	13	2	12	10	0	2	0	32
vs. Loyola (IL) (11/27)	6-10	0-1	0-0	1-5	6	3	12	7	1	1	2	32
vs. Middle Tennessee (11/28)	9-17	1-3	0-0	5-7	12	3	19	5	0	0	0	36
Cleveland State (12/2)	6-12	1-3	4-6	1-7	8	4	17	5	2	0	0	24
at Green Bay (12/6)	11-14	1-1	4-4	3-6	9	2	27	1	7	3	0	33
at Detroit (12/9)												
Oakland (12/12)												
Bethune-Cookman (12/19)												
North Carolina A&T (12/21)												
Northern Kentucky (12/30)												
at Ball State (1/6)												
at Miami (1/9)												
Northern Illinois (1/12)												
Akron (1/16)												
at Bowling Green (1/19)												
at Northern Illinois (1/23)												
Ohio (1/26)												
Buffalo (1/30)												
Western Michigan (2/2)												
at Kent State (2/6)												
at Buffalo (2/9)												
Miami (2/13)												
at Central Michigan (2/16)												
at Eastern Michigan (2/20)												
Ball State (2/23)												
Central Michigan (2/27)												
at Western Michigan (3/1)												
Eastern Michigan (3/4)												

### BOOTHE'S CAREER STATS

Year	GP	GS	Min	Avg	FG	FGA	Pct	Three-Point			FT	FTA	Pct	Rebounds			Avg	PF	FO	Ast	TO	Blk	Stl	Pts	Avg
								FG	FGA	Pct				Off	Def	Tot									
2012-13	28	28	689	24.6	98	214	.458	2	7	.286	34	47	.723	45	100	145	5.2	106	4	19	33	42	17	232	8.3
2013-14	34	33	930	27.4	129	271	.476	2	9	.222	54	62	.871	62	94	156	4.6	116	6	54	31	38	28	314	9.2
2014-15	33	33	897	27.2	131	263	.498	12	33	.364	56	63	.889	51	137	188	5.7	106	5	71	51	42	24	330	10.0
2015-16	8	8	244	30.5	68	117	.581	8	16	.500	13	18	.722	16	58	74	9.3	21	0	38	16	8	5	157	19.6
<b>TOTAL</b>	<b>103</b>	<b>102</b>	<b>2760</b>	<b>26.8</b>	<b>426</b>	<b>865</b>	<b>.492</b>	<b>24</b>	<b>65</b>	<b>.369</b>	<b>157</b>	<b>190</b>	<b>.826</b>	<b>174</b>	<b>389</b>	<b>563</b>	<b>5.5</b>	<b>349</b>	<b>15</b>	<b>182</b>	<b>131</b>	<b>130</b>	<b>74</b>	<b>1033</b>	<b>10.0</b>

# MISCELLANEOUS STATISTICS

	#1 Williams	#2 Adway	#3 Mosley	#4 John	#5 White	#10 Rogers	#13 Sanford	#25 Lauf	#33 Garber	#35 Navigato	#53 Boothe
<b>West Virginia Tech (11/14)</b>	15-3-2	2-2-1	17-8-4	0-2-0	0-1-0	7-2-2	22-4-4	2-3-2	8-6-0	8-4-4	15-8-6
at Youngstown State (11/18)	20-6-4	0-0-0	14-8-5	0-0-0	0-0-0	8-0-1	9-1-2	2-4-2	4-4-1	17-5-2	26-7-2
at Loyola (IL) (11/21)	15-3-1	2-4-1	6-6-2	DNP	DNP	3-0-2	2-0-2	0-1-1	2-0-0	3-3-0	29-11-2
vs. San Jose State (11/25)	26-2-6	6-2-0	19-6-4	DNP	DNP	2-2-2	5-0-0	9-7-2	4-5-1	6-4-0	12-13-10
vs. Loyola (IL) (11/27)	20-2-0	0-3-1	18-8-5	DNP	DNP	0-0-1	14-2-1	6-1-2	2-1-0	10-4-0	12-6-7
vs. Middle Tennessee (11/28)	20-1-2	0-2-1	9-7-4	DNP	DNP	1-2-1	3-0-2	9-2-1	2-0-0	7-1-2	19-12-5
<b>Cleveland State (12/2)</b>	17-2-3	0-1-0	12-3-4	DNP	DNP	1-0-0	4-1-3	9-6-1	5-6-0	11-2-3	17-8-5
at Green Bay (12/6)	26-3-3	5-2-0	8-2-3	DNP	DNP	2-0-1	3-4-1	0-4-0	0-1-0	0-4-2	27-9-1
at Detroit (12/9)											
<b>Oakland (12/12)</b>											
<b>Bethune Cookman (12/19)</b>											
<b>North Carolina A&amp;T (12/21)</b>											
<b>Northern Kentucky (12/30)</b>											
at Ball State (1/6)											
at Miami (1/9)											
<b>Northern Illinois (1/12)</b>											
<b>Akron (1/16)</b>											
at Bowling Green (1/19)											
at Northern Illinois (1/23)											
<b>Ohio (1/26)</b>											
<b>Buffalo (1/30)</b>											
<b>Western Michigan (2/2)</b>											
at Kent State (2/6)											
at Buffalo (2/9)											
<b>Miami (2/13)</b>											
at Central Michigan (2/16)											
at Eastern Michigan (2/20)											
<b>Ball State (2/23)</b>											
<b>Central Michigan (2/27)</b>											
at Western Michigan (3/1)											
<b>Eastern Michigan (3/4)</b>											

## 2015-16 Rockets' Game-by-Game Starters

	Mosley	Sanford	Williams	Navigato	Boothe
<b>West Virginia Tech (11/14)</b>	Mosley	Sanford	Williams	Navigato	Boothe
at Youngstown State (11/18)	Mosley	Sanford	Williams	Navigato	Boothe
at Loyola (IL) (11/21)	Mosley	Sanford	Williams	Navigato	Boothe
vs. San Jose State (11/25)	Mosley	Sanford	Williams	Navigato	Boothe
vs. Loyola (IL) (11/27)	Mosley	Sanford	Williams	Navigato	Boothe
vs. Middle Tennessee (11/28)	Mosley	Sanford	Williams	Navigato	Boothe
<b>Cleveland State (12/2)</b>	Mosley	Sanford	Williams	Navigato	Boothe
at Green Bay (12/6)	Mosley	Sanford	Williams	Navigato	Boothe
at Detroit (12/9)					
<b>Oakland (12/12)</b>					
<b>Bethune-Cookman (12/19)</b>					
<b>North Carolina A&amp;T (12/21)</b>					
<b>Northern Kentucky (12/30)</b>					
at Ball State (1/6)					
at Miami (1/9)					
<b>Northern Illinois (1/12)</b>					
<b>Akron (1/16)</b>					
at Bowling Green (1/19)					
at Northern Illinois (1/23)					
<b>Ohio (1/26)</b>					
<b>Buffalo (1/30)</b>					
<b>Western Michigan (2/2)</b>					
at Kent State (2/6)					
at Buffalo (2/9)					
<b>Miami (2/13)</b>					
at Central Michigan (2/16)					
at Eastern Michigan (2/20)					
<b>Ball State (2/23)</b>					
<b>Central Michigan (2/27)</b>					
at Western Michigan (3/1)					
<b>Eastern Michigan (3/4)</b>					

## Battle of the Benches

	Final	Toledo Bench	Opp. Bench	+/-
<b>West Virginia Tech</b>	96-65	19	22	-3
at Youngstown State	100-78	14	34	-20
at Loyola (IL)	62-69	7	4	+3
vs. San Jose State	89-74	21	14	+7
vs. Loyola (IL)	82-74	8	24	-16
vs. Middle Tennessee	70-78	12	25	-13
<b>Cleveland State</b>	76-65	15	19	-4
at Green Bay	71-69	7	28	-21
at Detroit				
<b>Oakland</b>				
<b>Bethune-Cookman</b>				
<b>North Carolina A&amp;T</b>				
<b>Northern Kentucky</b>				
at Ball State				
at Miami				
<b>Northern Illinois</b>				
<b>Akron</b>				
at Bowling Green				
at Northern Illinois				
<b>Ohio</b>				
<b>Buffalo</b>				
<b>Western Michigan</b>				
at Kent State				
at Buffalo				
<b>Miami</b>				
at Central Michigan				
at Eastern Michigan				
<b>Ball State</b>				
<b>Central Michigan</b>				
at Western Michigan				
<b>Eastern Michigan</b>				

# 2015-16 GAME-BY-GAME TEAM STATISTICS

Opponent	FG-FGA	FG%	3FG-FGA	3FG%	FT-FTA	FT%	O-D-T	PF	PTS	AST	TO	BLK	STL
West Virginia Tech	23-64	35.9%	6-20	30.0%	13-16	81.3%	8-24-32	26	65	8	15	2	2
@Toledo	31-61	50.8%	12-30	40.0%	22-31	71.0%	10-36-46	17	96	25	11	1	4
@Youngstown State	27-69	39.1%	9-25	36.0%	15-21	71.4%	11-24-35	21	78	13	12	2	5
Toledo	36-64	56.3%	10-24	41.7%	18-23	78.3%	6-33-39	17	100	19	10	4	3
@Loyola (IL)	21-46	45.7%	8-16	50.0%	19-25	76.0%	7-30-37	13	69	8	17	1	5
Toledo	25-61	41.0%	6-21	28.6%	6-10	60.0%	9-21-30	23	62	11	11	2	9
vs. San Jose State	28-62	45.2%	8-21	38.1%	10-18	55.6%	5-33-38	13	74	21	9	6	4
Toledo	37-76	48.7%	10-23	43.5%	5-12	41.7%	11-34-45	16	89	25	6	3	3
vs. Loyola (IL)	27-66	40.9%	12-29	41.4%	8-10	80.0%	14-18-32	23	74	18	12	3	5
Toledo	26-50	52.0%	7-19	36.8%	23-25	92.0%	7-22-29	15	82	17	11	2	8
vs. Middle Tennessee	28-53	52.8%	10-23	43.5%	12-18	66.7%	5-25-30	19	78	16	9	0	6
Toledo	26-56	46.4%	6-21	28.6%	12-19	63.2%	8-19-27	16	70	18	8	0	2
Cleveland State	23-54	42.6%	6-18	33.3%	13-18	72.2%	6-20-26	27	65	11	12	1	8
@Toledo	22-46	47.8%	6-18	33.3%	26-36	72.2%	10-26-36	15	76	19	13	1	2
Green Bay	24-55	43.6%	8-20	40.0%	13-16	81.3%	9-23-32	18	69	15	15	3	8
@Toledo	27-58	46.6%	6-16	37.5%	11-13	84.6%	8-25-33	18	71	11	16	5	4

## MISCELLANEOUS STATISTICS

### 2015-16 Toledo Specialty Stats

Opponent	Points in Paint	Points off Turnovers	2nd Chance Points	Fast-Break Points	Bench Points
West Virginia Tech (11/14)	30/28	19/9	9/17	8/3	19/22
at Youngstown State (11/18)	42/22	12/7	10/10	2/15	14/34
at Loyola (IL) (11/21)	22/26	13/9	5/9	6/14	7/4
vs. San Jose State (11/25)	40/34	12/10	13/5	4/6	21/14
vs. Loyola (IL) (11/27)	28/24	13/11	11/13	4/4	8/24
vs. Middle Tennessee (11/28)	28/26	9/14	17/5	2/2	12/25
Cleveland State (12/2)	28/30	18/15	9/14	4/4	15/19
at Green Bay (12/6)	30/28	20/21	14/4	10/8	7/28
at Detroit (12/9)					
Oakland (12/12)					
Bethune-Cookman (12/19)					
North Carolina A&T (12/21)					
Northern Kentucky (12/30)					
at Ball State (1/6)					
at Miami (1/9)					
Northern Illinois (1/12)					
Akron (1/16)					
at Bowling Green (1/19)					
at Northern Illinois (1/23)					
Ohio (1/26)					
Buffalo (1/30)					
Western Michigan (2/2)					
at Kent State (2/6)					
at Buffalo (2/9)					
Miami (2/13)					
at Central Michigan (2/16)					
at Eastern Michigan (2/20)					
Ball State (2/23)					
Central Michigan (2/27)					
at Western Michigan (3/1)					
Eastern Michigan (3/4)					

### Stats at the Half

Opponent	Highest first-half point total	Lowest first-half point total	Highest second-half point total	Lowest second-half point total	Best first-half FG%	Worst first-half FG%	Best second-half FG%	Worst second-half FG%
Toledo	51 - @Youngstown State	25 - vs. Loyola (IL)	57 - vs. Loyola (IL)	23 - @Loyola (IL)	57.1 @YSU	44.2 vs. SJSU	55.6 vs. Loyola	34.6 @ Loyola
Opponent	41 - @Green Bay	23 vs. Cleveland State	49 vs. Loyola	28 - @Green Bay	52.0 vs. MT	33.3 @LU & vs. LU	59.1 @Loyola	33.3 @YSU & WVT

# THE LAST TIME TOLEDO ...

## Team Scoring

Score 90 points or more  
Score 100 points or more  
Score 50 points or less  
Score 40 points or less

## TOLEDO

96 - West Virginia Tech (H) - 11/14/15  
100 - Youngstown State (A) - 11/18/15  
44 - Eastern Michigan (A) - 2/15/14  
38 - Eastern Michigan (A) - 1/21/12

## OPPONENT

98 - Western Michigan (N) - 3/15/14  
102 - Central Michigan (A) - 2/28/96  
44 - Eastern Michigan (N) - 3/14/14  
35 - UW-Milwaukee (H) - 11/26/97

## Team Field-Goal Shooting

Shot 60 percent or better  
Shot 65 percent or better  
Shoot 35 percent or lower  
Shoot 30 percent or lower

## TOLEDO

60.0% - Western Michigan (A) - 2/21/15  
66.7% - Arkansas State (H) - 12/21/02  
32.2% - Eastern Michigan (A) - 3/6/15  
25.9% - Eastern Michigan (A) - 2/15/14

## OPPONENT

60.4% - Western Michigan (A) - 1/8/14  
65.0% - Northern Illinois (A) - 1/24/06  
33.3% - Northern Arizona (H) - 11/16/14  
29.8% - Northern Illinois (H) - 3/5/13

## Team Three-point Shooting

Shot 50 percent or better  
Shot 60 percent or better  
Shot 70 percent or better  
Shot 80 percent or better  
Made 12 or more 3-point field goals  
Made 14 or more 3-point field goals

## TOLEDO

85.7% - Buffalo (A) - 2/10/15  
85.7% - Buffalo (A) - 2/10/15  
85.7% - Buffalo (A) - 2/10/15  
85.7% - Buffalo (A) - 2/10/15  
12 - West Virginia Tech (H) - 11/14/15  
17 - Wright State (H) - 12/22/03

## OPPONENT

50.0% - Oakland (A) - 11/29/14  
71.4% - Robert Morris (A) - 12/7/13  
71.4% - Robert Morris (A) - 12/7/13  
80.0% - Sacramento St. (A) - 12/23/93  
12 - Ball State (H) - 3/2/13  
14 - Ohio (A) - 2/14/09

## Team Free-Throw Shooting

Shot 85 percent or better (10 or more)  
Shot 90 percent or better (10 or more)

## TOLEDO

92.0% - Loyola (IL) (N) - 11/27/15  
92.0% - Loyola (IL) (N) - 11/27/15

## OPPONENT

85.0% - Buffalo (A) - 2/10/15  
93.8% - Detroit (H) - 11/25/14

Had 20 or more assists  
Had 25 or more assists  
Had 6 or more blocked shots  
Had 8 or more blocked shots  
Had 15 or more steals  
Had 20 or more steals  
Had 10 or fewer turnovers  
Had 25 or more turnovers

## TOLEDO

25 - San Jose State (N) - 11/25/15  
25 - San Jose State (N) - 11/25/15  
6 - Eastern Michigan (A) - 3/6/15  
8 - Northern Illinois (A) - 1/10/09  
15 - Kent State (H) - 2/2/08  
21 - Oakland (H) - 11/26/77  
8 - Middle Tennessee (N) - 11/28/15  
26 - Chicago State (H) - 12/6/14

## OPPONENT

25 - Bowling Green (H) - 2/5/14  
25 - Bowling Green (H) - 2/5/14  
6 - San Jose State (N) - 11/25/15  
8 - Eastern Michigan (N) - 3/14/14  
16 - VCU (A) - 11/18/14  
None  
9 - Middle Tennessee (N) - 11/28/15  
25 - IU-Northwest (H) - 1/3/12

Had a player score 25 points

## TOLEDO

27 - Nathan Boothe @Green Bay - 12/6/15  
26 - Jonathan Williams @Green Bay - 12/6/15  
31 - Julius Brown vs. Western Michigan - 1/17/15  
11 - Nathan Boothe @Green Bay - 12/6/15  
11 - Jonathan Williams @Green Bay - 12/6/15  
12 - Justin Drummond @Northern Illinois - 1/31/15  
7 - Julius Brown vs. Robert Morris - 12/17/14  
12 - Nathan Boothe vs. Middle Tennessee - 11/28/15  
10 - Nathan Boothe vs. San Jose State - 11/25/15  
5 - Matt Smith vs. NIU - 3/5/13  
7 - Rian Pearson vs. Ball State - 1/10/12  
7-7 - Justin Drummond vs. EMU - 2/4/15

## OPPONENT

26 - Milton Doyle - Loyola (IL) (A) - 11/21/15  
30 - Bo Calhoun - Ball State (H) - 2/28/15  
13 - Bo Calhoun - Ball State (H) - 2/28/15

Had a player score 30 points  
Had a player make 10 or more field goals

Had a player make 10 or more free throws  
Had a player make 7 or more 3PTFG  
Had a player pull down 12 rebounds  
Had a player dish out 10 assists  
Had a player block five shots  
Had a player record six steals  
Had a player shoot 100% from the field (minimum seven attempts)  
Had a player shoot 80% from 3PT range  
Had a player shoot 100% from FT line (minimum 10 attempts)

83.3 (5-6) - Jonathan Williams @Buffalo - 2/10/15  
12-12 - Justin Drummond @Northern Illinois - 1/31/15

10 - Mike Talley - Eastern Michigan (A) - 3/6/15  
8 - John Simons - Central Michigan (A) - 3/3/15  
12 - Khaliq Spicer - Kent State (H) - 2/13/15  
10 - Ray McCallum - Detroit (A) - 12/5/12  
6 - Glenn Bryant - EMU (N) - 3/14/14  
9 - Briante Weber - VCU (A) - 11/18/14  
9-9 - Connor Tava - WMU (A) - 1/8/14

85.7 (6-7) - Ben Richardson - Loyola (IL) (N) - 11/27/15  
11-11 - Thomas Wilder - WMU (H) - 2/21/15

# TOLEDO'S RADIO/TELEVISION ROSTER




**Jonathan Williams**  
Jr. • 6-4 • 190 • G  
Southfield, MI



**Taylor Adway**  
Fr. • 6-9 • 210 • F  
Hazel Crest, IL



**Stuckey Mosley**  
So. • 6-3 • 180 • G  
Orlando, FL



**Fred John Jr.**  
Fr. • 6-5 • 200 • F  
Southfield, MI



**Chandler White**  
Fr. • 6-2 • 200 • G  
Fort Wayne, IN



**Nick Rogers**  
Fr. • 6-1 • 175 • G  
Indianapolis, IN



**Jaelan Sanford**  
Fr. • 6-4 • 190 • G  
Evansville, IN



**Steve Taylor, Jr.**  
Sr. • 6-7 • 240 • F  
Chicago, IL



**Jordan Lauf**  
Jr. • 6-5 • 200 • G  
Napoleon, OH



**Luke Knapke**  
Fr. • 6-11 • 220 • F/C  
Minster, OH



**Zach Garber**  
Jr. • 6-10 • 245 • C  
Carey, OH



**Nate Navigato**  
Fr. • 6-8 • 210 • F  
Geneva, IL



**Nathan Boothe**  
Sr. • 6-9 • 245 • C  
Gurnee, IL



**Tod Kowalczyk**  
Head Coach  
6th Season



**Jason Kalsow**  
Assistant Coach  
6th Season



**Jeff Massey**  
Assistant Coach  
2nd Season



**Nick Dials**  
Assistant Coach  
2nd Season



**Kyle Barlow**  
Director of Operations  
2nd Season

## NATIONAL POLLS & OTHER MISCELLANY

### 2015-16 Associated Press Top 25 Poll (Dec. 7, 2015)

TEAM	W-L	Pts.	PVS
1. Michigan State (62)	9-0	1617	3
2. Kansas (1)	6-1	1442	4
3. North Carolina (2)	7-1	1425	9
4. Iowa State	6-0	1347	5
5. Kentucky	7-1	1325	1
6. Maryland	7-1	1299	2
7. Oklahoma	5-0	1283	6
8. Duke	8-1	1243	7
9. Villanova	7-0	1230	8
10. Virginia	7-1	1003	10
11. Purdue	8-0	997	11
12. Xavier	8-0	930	12
13. Arizona	7-1	811	19
14. West Virginia	7-0	615	20
15. Providence	8-1	548	23
16. Baylor	6-1	488	25
17. Miami (FL)	7-1	469	21
18. Butler	6-1	416	NR
19. SMU	6-0	413	22
20. Gonzaga	5-2	399	13
21. Vanderbilt	6-2	377	16
22. Louisville	6-1	373	14
23. Cincinnati	8-1	331	17
24. Oregon	6-1	241	15
25. Utah	7-1	108	18

**Others receiving votes:** Connecticut 82, Syracuse 78, Texas A&M 69, George Washington 60, UNLV 40, UCLA 19, South Carolina 15, Dayton 7, Arkansas-Little Rock 5, Georgetown 4, Florida 4, Pittsburgh 3, Iowa 3, Northwestern 2, Indiana 2, Notre Dame 1, Navy 1.

**Note:** Teams listed in **Bold** are Toledo opponents this season.

### 2014-15 USA Today/ESPN Top 25 Poll (Dec. 7, 2015)

TEAM	W-L	Pts.	PVS
1. Michigan State (26)	7-0	765	3
2. Iowa State (2)	5-0	668	4
3. North Carolina	5-1	631	9
4. Kentucky	6-0	626	1
5. Duke	6-1	620	5
6. Villanova (2)	6-0	615	7
7. Kansas	4-1	613	6
8. Oklahoma	5-0	603	8
9. Maryland (1)	7-1	602	2
10. Virginia	7-1	503	10
11. Purdue	8-0	490	11
12. Arizona	7-1	407	14
13. Xavier	8-0	399	18
14. West Virginia	7-0	371	15
15. Baylor	6-1	248	23
16. Vanderbilt	6-2	242	13
17. Gonzaga	5-2	233	12
18. Providence	8-1	230	24
19. Louisville	6-1	199	22
20. Miami (FL)	7-1	198	21
21. Butler	4-1	65	25
22. Cincinnati	7-0	282	17
23. Oregon	5-0	291	16
24. Utah	6-0	221	19
25. Texas A&M	6-1	175	20

**Others receiving votes:** Syracuse 47, Connecticut 39, UNLV 33, South Carolina 29, Dayton 20, George Washington 17, Pittsburgh 12, Saint Mary's 11, Iowa 7, Davidson 6, Georgetown 6, UCLA 5, California 4, Florida 3, Indiana 2, LSU 2, Colorado 1, Kansas State 1.

**Note:** Teams listed in **Bold** are Toledo opponents this season.

### The Rockets At Home & On The Road in 2015-16

Category	Home	Road
Points/Game	86.0	79.0
Points Allowed/Game	65.0	73.7
Scoring Margin	+21.0	+5.3
FG Percentage	49.5%	48.5%
Opp. FG Percentage	39.0%	44.2%
3-Point FG Percentage	37.5%	36.3%
3-Point FG/Game	9.0	7.5
Opp. 3-Point FG Perc.	31.6%	41.0%
Opp. 3-Point FG/Game	6.0	9.2
Free Throw Percentage	71.6%	73.5%
Rebounds/Game	41.0	33.8
Rebound Margin	+12.0	-0.2
Assists/Game	22.0	16.8
Assist/Turnover Ratio	1.8	1.6
Steals/Game	3.0	4.8
Blocks/Game	1.0	2.7

### UT in Wins & Losses in 2015-16

Category	Wins	Losses
Points/Game	85.7	66.0
Points Allowed/Game	70.8	73.5
Scoring Margin	+14.8	-7.5
FG Percentage	50.4%	43.6%
Opp. FG Percentage	41.1%	49.5%
3-Point FG Percentage	39.2%	28.6%
3-Point FG/Game	8.5	6.0
Opp. 3-Point FG Perc.	36.8%	46.2%
Opp. 3-Point FG/Game	8.2	9.0
Free Throw Percentage	75.0%	62.1%
Rebounds/Game	38.0	28.5
Rebound Margin	+5.5	-5.0
Assists/Game	19.3	14.5
Assist/Turnover Ratio	1.7	1.5
Steals/Game	4.0	5.5
Blocks/Game	2.7	1.0

## A LOOK AT THE ROCKETS' DIV. I NON-CONFERENCE OPPONENTS (THRU 12/7)

Opponent	W-L Mark	Last Game	Next Game
Youngstown State	4-5 (.444)	lost to American, 60-56 (12/4)	at Purdue (12/12)
Loyola (IL)	5-3 (.625)	def. Creighton, 68-65 (12/5)	at Notre Dame (12/13)
San Jose State	4-4 (.500)	lost at Santa Clara, 78-75 (12/5)	at Marquette (12/8)
Middle Tennessee	5-2 (.714)	def. South Alabama, 68-55 (12/5)	vs. Auburn (12/12)
Cleveland State	2-6 (.250)	lost to Kent State, 66-62 (12/5)	vs. Ohio (12/12)
Green Bay	4-4 (.500)	<b>lost to Toledo, 71-69 (12/6)</b>	vs. Pacific (12/15)
Detroit	3-3 (.500)	def. Northeastern, 76-73 (12/5)	<b>vs. Toledo (12/9)</b>
Oakland	5-3 (.625)	def. Binghamton, 83-72 (12/7)	<b>at Toledo (12/12)</b>
Bethune-Cookman	4-4 (.500)	def. South Carolina State, 69-64 (12/7)	at Akron (12/12)
North Carolina A&T	4-7 (.364)	def. Maryland-Eastern Shore, 80-74 (12/7)	at East Carolina (12/13)
Northern Kentucky	1-5 (.167)	lost at Eastern Illinois, 79-73 (OT) (12/5)	vs. Norfolk State (12/13)
<b>Totals</b>	<b>41-46 (.471)</b>		