



UT MARTIN SKYHAWKS

2025 BASEBALL MEDIA GUIDE

2025 UT MARTIN SKYHAWK BASEBALL



QUINCY THORNTON



TJ GRINES



ARDERRIUS TOWNSEND



JONAH KATSABOULAS



JALEN FITHIAN



CAMERON GREENE



JT POPICK



FRANK MICALLEF



BRODY CAPPS



JORDAN HUDSON



TOMMY KOCH



GATES GERHART



MASON SHROPSHIRE



SHAWN PEREZ



HOUSTON CLARK



JACOB SITTON



BRANDON KING



DRAKE BAYLES



AIDAN KARNS



AUSTIN GAST



CULLEN BOX



BLAZE BELL



KEVIN OKINS



J. HENRY HOBSON



GARNER ANDERSON



ADAM GORDON



BROCK ARENDER



JP NUNN



QUIN LONG



JEB BARTLE



KALEB BASKIN



SILAS JONES



RETT EDWARDS



ZACH WAGER



UT MARTIN QUICK FACTS

Founded: 1900; Senior College, 1951
Enrollment: 6,873
Nickname: Skyhawks
Colors: Navy Blue and Orange
Affiliation: NCAA Division I
Conference: Ohio Valley
Chancellor: Dr. Yancy Freeman
Director of Athletics: Kurt McGuffin
Athletics Website: www.UTMSports.com

UTM BASEBALL PERSONNEL

Head Coach: Ryan Jenkins
Alma Mater: Auburn, 2014
Career/UTM Record: 114-204
UT Martin Tenure: Eighth Season

Associate Head Coach: Bill White
Alma Mater: Jacksonville State, 2014
UT Martin Tenure: Fourth Season

Assistant Coach: Kenny Dupont
Alma Mater: Troy, 1988
UT Martin Tenure: First Season

Assistant Coach: BJ Martin
Alma Mater: Capella, 2024
UT Martin Tenure: First Season

Graduate Assistant: Zac Rice
Alma Mater: UT Martin, 2024
UT Martin Tenure: First Season

UTM BASEBALL QUICK FACTS

2024 Overall Record: 21-35
2024 Conference Record (Finish): 12-15 (8th of 10)
Players Returning/Lost: 14/25
Newcomers: 20

Stadium (Capacity): Skyhawk Field (500)
First Year of Baseball: 1957
All-Time Baseball Record: 1158-1522-11
All-Time NCAA Division I Baseball Record: 500-1085-4
All-Time OVC Record: 222-551-2
All-Time OVC Tournament Record: 3-9
OVC Tournament Appearances: 6
Last OVC Tournament Appearance: 2024

UTM SPORTS INFORMATION

Sports Information Assistant/Baseball Contact: Davis Gregory
Email Address: dgrego18@utm.edu
Office Phone: (731) 881-7694
Cell Phone: (865) 399-0852
Mailing Address: UT Martin Sports Information
 1022 Elam Center
 15 Mt. Pelia Rd.
 Martin, TN 38238

TABLE OF CONTENTS

Quick Facts.....	1
Media Information.....	2
MEET THE SKYHAWKS.....	3
Roster	4
Returner Bios	5-18
Newcomer Bios	19-28
Under Armour	29
COACHING/SUPPORT STAFF.....	30
Head Coach.....	31-32
Assistant Coaches/Support Staff	33-35
2025 OUTLOOK.....	36
Season Preview	37-38
Opponents/OVC Championship	39-41
OVC Composite Schedule	42-44
Ohio Valley Conference.....	45-46
ESPN+	47
2024 REVIEW.....	48
Season Recap.....	49-50
Final Statistics/OVC-Only Statistics	51-52
HISTORY AND RECORDS.....	53
Skyhawks of Distinction	54-55
Yearly Division I Leaders	56-57
Team/Season/Career Records	58-62
All-Time Roster	63-64
All-Time Series Results vs. OVC Opponents	65-67
Yearly Division I Results	68-76
THIS IS UT MARTIN.....	77
Skyhawk Field	78-79
Strength and Conditioning	80-81
Distinguished Alumni	82-84
OVC Academic Awards	85
Athletic Director	86

CREDITS

The 2025 University of Tennessee at Martin baseball media guide was written and produced by sports information director Davis Gregory using Adobe InDesign CC. Layout and front cover designs by Ryne Rickman. Photos by Arianne Boma/Steve Mantilla/Raffe Lazarian/Nathan Morgan/Trevor Ruskowski/Tyler Holmes/Katie Long/UTM Relations, Alex Boggis, Jake Rogers, Ryne Rickman, Michael Wade and Mariann Parker.

The University of Tennessee at Martin does not discriminate on the basis of race, sex, color, religion, national origin, age, disability or veteran status in provision of educational opportunities or employment opportunities and benefits. UT Martin does not discriminate on the basis of sex or disability in the education programs and activities which it operates, pursuant to requirements of Title VI of the Civil Rights Act of 1964 as codified in 42 U.S.C. 2000D; Title IX of the Educational Amendments of 1972, Public Law 92 318; Section 504 of the Rehabilitation Act of 1973, Public Law 93-112; the Americans with Disabilities Act of 1990, Public Law 101-336; and the Age Discrimination in Employment Act. This policy extends to both employment by and admission to the university. Inquiries concerning Title VI, Title IX, Section 504, the Americans with Disabilities Act, and the Age Discrimination in Employment Act should be directed to the Office of Equity and Diversity, 240 Gooch Hall, UT Martin, Martin, TN 38238-5002, 731-881-7202. Charges of violation of the above policy also should be directed to the Equity and Diversity Officer. E05-0416-00-013-25.

MEDIA INFORMATION



ALEX BOGGIS
ASSOCIATE AD / EXTERNAL OPERATIONS

FOOTBALL,
GAMEDAY ADMINISTRATION

OFFICE PHONE: 731-881-7694
CELL PHONE: 618-357-1536
EMAIL: DBOGGIS@UTM.EDU



RYNE RICKMAN
SPORTS INFORMATION DIRECTOR

VOLLEYBALL, BEACH VOLLEYBALL, MEN'S BASKETBALL,
GOLF, RIFLE, RODEO, EQUESTRIAN

OFFICE PHONE: 731-881-7632
CELL PHONE: 270-703-2601
EMAIL: RRRICKMAN@UTM.EDU



PARKER GRIFFITH
ASSISTANT SPORTS INFORMATION DIRECTOR

WOMEN'S BASKETBALL,
SOFTBALL, RIFLE

OFFICE PHONE: 731-881-7694
EMAIL: PWGRIFFITH2@GMAIL.COM



DAVIS GREGORY
LEAD PLAY-BY-PLAY ANNOUNCER/
SPORTS INFORMATION ASSISTANT

BASEBALL, SOCCER,
CROSS COUNTRY, TRACK AND FIELD

OFFICE PHONE: 731-881-7694
CELL PHONE: 865-399-0852
EMAIL: DGrego18@UTM.EDU



MAC DORAN
ESPN+ PRODUCTION COORDINATOR

ESPN+ LIVE PRODUCTIONS,
POSTGAME MELTS

OFFICE PHONE: 731-881-7694
CELL PHONE: 731-514-5583
EMAIL: TDORAN2@UTM.EDU



INTERVIEW POLICIES

Media interviews with players and coaches are encouraged, and every effort will be made to accommodate media requests. Reach out through the sports information office for the best times to interview head coach Ryan Jenkins and student-athletes.

POSTGAME AVAILABILITIES

Players and coaches will be available for interviews after a brief cooling-off period at the conclusion of each game. Full stat packages will be available on UTMSports.com upon the completion of each game. Skyhawk head coach Ryan Jenkins and selected players will be made available upon request.

CREDENTIALS

Admission is free to Skyhawk Field but seating in the press box will be reserved for accredited media only. Please notify the sports information office at least 48 hours in advance if a media outlet plans on covering a game at Skyhawk Field.

PRESS BOX

The Skyhawk Field press box is located above the spectator seating area behind home plate. Press box seating is limited and working media will be permitted in the press box during games. Children and spectators are not permitted in the Skyhawk Field press box.

ON THE WEB

A wealth of resources for the UT Martin sports information department can be found at www.UTMSports.com, powered by SIDEARM Sports.

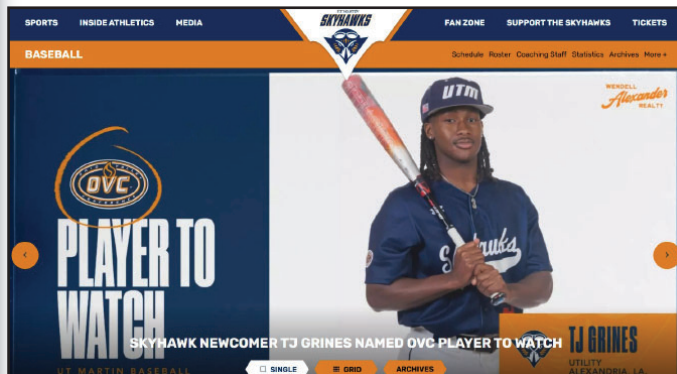
The website features updated schedules, rosters, player information and statistics. Live stats, offered by StatBroadcast.com, are available for all home games at UTMStats.com.

ESPN+/RADIO COVERAGE

ESPN+ is slated to stream selected home and road games live. WUTM 90.3 FM, UT Martin's award-winning student radio station, broadcasts select dates of the Skyhawk home schedule. Check the calendar feature/schedule page on UTMSports.com for a direct link to those broadcasts.

SKYHAWKS IN PRINT

The name of our institution is The University of Tennessee at Martin and if abbreviated, should be referred to as UT Martin. The University of Tennessee at Martin should be used as the first reference in a news story. UT Martin should be used in subsequent references and UTM is acceptable in headlines. Tennessee-Martin, UT-Martin, UT or Martin should never be used. The description Skyhawks should be used to represent all UT Martin athletic teams. Hawks should never be used.



UTMSports.com

POWERED BY

SIDEARMSPORTS
A LEARFIELD COMPANY

2025 UT MARTIN BASEBALL



MEET THE SKYHAWKS

ROSTER

No.	Name	Position	B/T	Height ...	Weight	Class	Hometown (Previous School)
2.....	Quincy Thornton.....	RHP.....	R/R.....	6-2.....	205.....	R-Jr.....	Morgantown, W. Va. (Florence Darlington Technical College)
3.....	TJ Grines.....	UTIL.....	R/R.....	5-10.....	185.....	Jr.....	Alexandria, La. (Lurleen B. Wallace)
4.....	Arederrius Townsend.....	OF.....	R/R.....	6-0.....	230.....	Sr.....	Pontotoc, Miss. (Blue Mountain College)
5.....	Jonah Katsaboulas.....	IF.....	R/R.....	6-0.....	195.....	Jr.....	Brandon, Miss. (Pearl River CC)
6.....	Jalen Fithian.....	UTIL.....	R/R.....	5-10.....	160.....	Sr.....	Bartlett, Tenn. (Jackson State CC)
7.....	Cameron Greene.....	IF.....	L/R.....	6-2.....	185.....	Fr.....	Brentwood, Tenn. (Brentwood Academy)
8.....	JT Popick.....	IF.....	R/R.....	6-0.....	185.....	R-So.....	East Canton, Ohio (USC Sumter)
9.....	Frank Micallef.....	C.....	R/R.....	6-1.....	210.....	Sr.....	Tampa, Fla. (Iowa Western CC)
10.....	Brody Capps.....	IF.....	R/R.....	6-3.....	215.....	Jr.....	Phenix City, Ala. (Wallace CC)
11.....	Jordan Hudson.....	OF.....	R/R.....	6-0.....	190.....	Fr.....	Valdosta, Ga. (Lowndes HS)
12.....	Tommy Koch.....	C.....	R/R.....	6-0.....	190.....	R-So.....	Gulf Breeze, Fla. (Pensacola State)
14.....	Gates Gerhart.....	OF.....	L/L.....	6-3.....	185.....	Jr.....	Columbus, Miss. (East Mississippi CC)
15.....	Mason Shropshire.....	RHP.....	R/R.....	6-0.....	185.....	Jr.....	Memphis, Tenn. (Northwest Mississippi CC)
16.....	Shawn Perez.....	RHP.....	R/R.....	6-3.....	230.....	Sr.....	Cutler Bay, Fla. (Dyersburg State CC)
18.....	Houston Clark.....	C.....	R/R.....	6-4.....	210.....	R-Fr.....	Hendersonville, Tenn. (Beech Senior HS)
19.....	Jacob Sitton.....	RHP.....	R/R.....	6-0.....	220.....	Jr.....	Bradford, Tenn. (Dyersburg State CC)
20.....	Brandon King.....	RHP.....	R/R.....	6-4.....	210.....	Jr.....	Hancock, Miss. (East Mississippi CC)
21.....	Drake Bayles.....	RHP.....	R/R.....	6-2.....	200.....	Jr.....	Hazlehurst, Miss. (East Mississippi CC)
22.....	Aidan Karns.....	RHP.....	R/R.....	6-2.....	200.....	Jr.....	Cunningham, Tenn. (Dyersburg State CC)
23.....	Austin Gast.....	RHP.....	R/R.....	6-0.....	205.....	Sr.....	Cape Girardeau, Mo. (Jacksonville State)
24.....	Cullen Box.....	UTIL.....	R/R.....	5-11.....	195.....	So.....	Cottontown, Tenn. (Portland HS)
25.....	Blaze Bell.....	IF.....	R/R.....	6-2.....	215.....	R-Sr.....	Murfreesboro, Tenn. (Blackman HS)
26.....	Kevin Okins.....	C.....	R/R.....	6-0.....	205.....	R-Sr.....	Collierville, Tenn. (Memphis)
27.....	J. Henry Hobson.....	RHP.....	R/R.....	6-5.....	205.....	R-Jr.....	Fort Myers, Fla. (Bishop Verot HS)
28.....	Garner Anderson.....	UTIL.....	R/R.....	6-3.....	190.....	R-So.....	Martin, Tenn. (Westview HS)
29.....	Adam Gordon.....	OF.....	R/R.....	5-10.....	190.....	Fr.....	Lebanon, Tenn. (Friendship Christian HS)
30.....	Brock Arender.....	LHP.....	L/L.....	6-3.....	220.....	R-So.....	College Grove, Tenn. (IMG Academy)
32.....	JP Nunn.....	RHP.....	R/R.....	6-5.....	200.....	Fr.....	Fairmount, Ga. (Pickens County HS)
33.....	Quin Long.....	RHP.....	R/R.....	6-1.....	205.....	Fr.....	Lebanon, Tenn. (Friendship Christian HS)
34.....	Jeb Bartle.....	RHP.....	R/R.....	6-1.....	220.....	Jr.....	Cullman, Ala. (Snead State CC)
36.....	Kaleb Baskin.....	RHP.....	R/R.....	6-1.....	150.....	Jr.....	Burlison, Tenn. (Dyersburg CC)
37.....	Silas Jones.....	RHP.....	R/R.....	6-2.....	210.....	So.....	Thompson's Station, Tenn. (Grace Christian Academy)
40.....	Rett Edwards.....	RHP.....	R/R.....	5-10.....	185.....	Sr.....	Rome, Ga. (Calhoun CC)
55.....	Zach Wager.....	LHP.....	R/L.....	6-1.....	175.....	Jr.....	Columbus, Ind. (Columbus North HS)

Ryan Jenkins.....	Head Coach.....	Eighth Season.....	Auburn, 2014
Bill White.....	Associate Head Coach.....	Fourth Season.....	Jacksonville State, 2014
Kenny Dupont.....	Assistant Coach.....	First Season.....	Troy State University, 1988
BJ Martin.....	Assistant Coach.....	First Season.....	Capella University, 2024
Zac Rice.....	Graduate Assistant.....	First Season.....	UT Martin, 2024

PRONUNCIATION GUIDE

- 4Are-dare-ee-us Townsend
- 5Jonah Cat-suh-boo-las
- 6Jalen Fith-ee-n
- 8JT Pope-ick
- 9Frank Muh-cal-if
- 12.....Tommy Kotch
(like catch with an "o")
- 14.....Gates Gear-heart
- 26.....Kevin Oh-kins
- 30.....Brock Aaron-der
- 36.....Kaleb Bass-kin
- 37.....Sigh-less Jones
- 55.....Zach Way-er





UTIL

#6 JALEN FITHIAN

5'10/160/R-R/SR/BARTLETT, TENN./JACKSON STATE CC



2024: Played in 50 games and made 48 starts... batted .292 with five home runs, 57 hits, 38 runs, nine doubles, one triple and 20 RBI's... drew 12 walks and posted a .768 OPS while stealing 13 bases in 16 attempts... recorded 18 multi-hit games and four multi-RBI contests... had a season best five hit performance at Morehead State (May 5)... put together a 10-game hitting streak (Feb. 20-March 6) and ended the year on a five-game streak (May 16-May 22)... reached base safely in 13 straight games (Feb. 20-March 20)... held a .290 average in conference play while hitting three home runs and four doubles... cracked 31 hits, drove in 10 runs and scored 22 runs... stole six bags in seven attempts in conference play... started 24 games at shortstop and 28 games in left field.

BEFORE UTM: Was a dynamic hitter in 2023 for head coach Michael Winders at nearby Jackson State Community College...Topped the Green Jays in batting average (.417), triples (three), slugging percentage (.698), on-base percentage (.486) and stolen bases (28) in 28 games played...Posted 14 extra-base hits (six doubles, five home runs plus the team-best three triples) in just 96 at-bats, driving in 20 runs and scoring 27 runs himself while striking out just nine times...Was only caught stealing four times...Got off to a blazing start, hitting .500 (21-for-42) with 10 extra-base hits (including five homers) in 13 February contests...Hit safely in 24 of his 28 games played, piecing together a dozen multi-hit outings with four 3-hit performances (all in his first 12 games)...Went 3-for-3 with a pair of home runs and a triple and a season-best three runs scored in his season debut against Coahoma on Feb. 4...Posted six multi-RBI games as his season-high three runs driven in came against Southwest Tennessee on March 6...Swiped multiple bags in eight separate games, including a four-steal game against Lincoln Trail on Feb. 19...Played the 2022 campaign at Dyersburg State Community College under head coach Robert White and alongside Skyhawk teammate Kaleb Baskin...Aided the 42-13 overall record with a 20-7 mark in Tennessee Community College Athletics Association play...Paced the team in runs scored (52) while hitting .330 with 52 hits, 10 doubles, three triples, two home runs, 33 RBI's and 12 stolen bases (in 12 attempts)...Generated a .401 on-base percentage while slugging .442, only striking out 20 times in 197 at-bats... Owned 20 multi-hit games, four of which were three-hit efforts...Managed six multi-RBI games at the dish, including a season-high three runs driven in against Lake Michigan on Feb. 11...Spent the 2021 season at Middle Tennessee under head coach Jim Toman but did not play...Prepped at Bartlett High School under head coach Josh Stewart...Boasted a .500 batting average and an unblemished 1.000 fielding percentage at shortstop during his senior campaign...Swiped 17 stolen bases as a junior in 2019...Was named a Perfect Game Preseason All-American in 2020 and a Preseason Underclassman All-American in 2019.

PERSONAL: Born on Nov. 30, 2001...Son of Jon and Tracey Fithian...Has one sibling, Julia...Majoring in interdisciplinary studies.



UT MARTIN CAREER STATISTICS

Year	avg	gp-gs	ab	r	h	2b	3b	hr	rbi	tb	slg%	bb	hbp	so	gdp	ob%	sf	sh	sb-att	po	a	e	fld%
2024	.297	55-53	212	41	63	11	1	5	22	91	.429	12	2	29	3	.339	1	4	13-16	91	58	17	.898
TOTAL	.297	55-53	212	41	63	11	1	5	22	91	.429	12	2	29	3	.339	1	4	13-16	91	58	17	.898





C

#9 FRANK MICALLEF

6'1/210/R-R/SR/TAMPA, FLA./IOWA WESTERN CC



2024: Played in seven games while making three starts... went 1-for-2 in his Skyhawk debut against Northern Kentucky (Feb. 16)... Earned starts against Vanderbilt (April 23), Murray State (April 30) and at Murray State (May 1).

BEFORE UTM: Was an all-around threat both offensively and defensively last season at Iowa Western Community College under head coach Ryan Cougill...Was part of a Reiver squad that tallied a 38-14 overall record with a 21-12 mark in Iowa Community College Athletic Conference play...Hit .326 with a .475 on-base percentage and .478 slugging percentage in 46 at-bats over 25 games...Launched a pair of homers and recorded 16 RBI's with 14 runs scored...Sported a 1.000 fielding percentage in 129 chances, throwing out a team-best five would-be basestealers...Accounted for four multi-hit games, including a 3-for-5, two-homer, six-RBI performance on April 23 at Marshalltown...Also had a pair of hits with three RBI's against Minnesota West on March 5...Caught a potential basestealer in five separate games during an eight-game span from April 30 through May 13...Redshirted at South Florida in 2022 under head coach Billy Mohl...Prepped at Wharton High School, where he was coached by Scott Hoffman and Major League Baseball Hall of Famer Wade Boggs...Laced a walkoff single in the bottom of the seventh to break a tie and give the Wildcats a 5-4 comeback victory against Strawberry Crest during his senior season...Nabbed 10 would-be basestealers as a senior, ranking amongst the top catchers in the entire state of Florida in that category...Was selected as a Perfect Game Preseason All-American in 2021.

PERSONAL: Born on Oct. 29, 2002...Son of Frank and Christine Micallef...Has one sibling, Nicole...Majoring in business.



UT MARTIN CAREER STATISTICS																			
Year	avg	gp-gs	ab	r	h	2b	3b	hr	rbi	tb	slg%	bb	hbp	so	gdp	ob%	sf	sh	sb-att
2024	.143	8-3	14	1	2	0	0	0	0	2	.143	1	0	5	0	.200	0	0	0-0
TOTAL	.143	8-3	14	1	2	0	0	0	0	2	.143	1	0	5	0	.200	0	0	0-0





RHP

#16 SHAWN PEREZ

6'3/230/R-R/SR/CUTLER BAY, FLA./DYERSBURG STATE CC



2024: Threw a total of two innings in his first season as a Skyhawk... scored strikeouts at Southern Illinois (March 26) and at Murray State (May 1)... didn't allow a run in his debut against Middle Tennessee (March 1)... named to the Athletic Director's honor roll for the spring semester.

BEFORE UTM: Played the 2023 campaign at nearby Dyersburg State Community College for head coach Tyler Brown and alongside current Skyhawk teammate Kaleb Baskin...Was part of an Eagle program that went 32-21 with a 15-10 record in Tennessee Community College Athletics Association action...Went 2-0 with a 4.30 ERA in 11 appearances (three starts), collecting 11 strikeouts over 14.2 frames...Went more than one inning in five separate outings, including a season-long three-inning scoreless appearance (just one hit allowed) against Southeast on Feb. 26...Had seven appearances with zero earned runs conceded, including six of his final seven outings down the stretch (1.17 ERA in 7.2 innings over that span)...Struck out a season-best three batters over 1.2 hitless frames in his season debut against Coahoma on Feb. 7...Played under head coach Mervyl Melendez at FIU during the 2021 season, making seven appearances out of the Panther bullpen...Tossed eight innings during the spring, including a career-high 3.1 shutout frames with just one baserunner allowed against Charlotte on April 9...Additionally posted a scoreless one-inning appearance on May 8 against Louisiana Tech and did not concede an earned run in an outing against Miami on March 31...Punched out a pair of batters in one inning against Miami (Ohio) on Feb. 27...Prepped at Coral Reef Senior High School...Was identified by Perfect Game as a 2020 Preseason All-American as well as a Preseason Underclassman All-American in back-to-back seasons (2018 and 2019).

PERSONAL: Born on April 10, 2002...Son of Sandra and Ramiro Perez...Majoring in nursing.



UT MARTIN CAREER STATISTICS

Year	era	w-l	app	gs	cq	sho	sv	ip	h	r	er	bb	so	2b	3b	hr	bf	bavg	wp	hbp	bk	sfa	sha
2024	22.50	0-0	3	0	0	0/0	0	2.0	5	6	5	5	2	0	0	1	15	.500	2	0	0	0	0
TOTAL	22.50	0-0	3	0	0	0/0	0	2.0	5	6	5	5	2	0	0	1	15	.500	2	0	0	0	0





UTIL

#24 CULLEN BOX

5'11/195/R-R/SO./COTTONTOWN, TENN./PORTLAND HS



2024: Played in seven games as a true freshman with one start... recorded his first career hit against Northern Kentucky (Feb 18)... smacked his first career extra base hit with an RBI double against Brown (Feb. 25)... drew a walk at Memphis (Feb. 28)... made his first career start against Alabama A&M (March 19)... named to the Athletic Director's honor roll for the fall and spring semester.

BEFORE UTM: Coming off a spectacular prep career at Portland High School under head coaches Seth Doxey and Scott Steinbrecher...Hit .327 with 19 RBI's and 36 runs scored in 31 games as a senior, being named All-District 9AAA and capturing district all-tournament honors...Also went 5-1 with a save and a 1.13 ERA over 43.1 innings, allowing just 36 hits (.214 opponent batting average) with 42 strikeouts against only 16 walks...Earned District 9-3A Most Valuable Player accolades as a junior, hitting .418 with 28 RBI's, 27 runs scored and eight stolen bases, helping the Panthers go 21-7 in 2022.

PERSONAL: Born on Sept. 21, 2004...Son of Melissa and Chad Box...Has two siblings, Cade and Norah...Majoring in civil engineering.



UT MARTIN CAREER STATISTICS																			
Year	avg	gpc	ab	r	h	2b	3b	hr	rbi	tb	slg%	bb	hbp	so	gdp	ob%	sf	sh	sb-att
2024	.222	7-1	9	0	2	1	0	0	1	3	.333	1	0	4	0	.300	0	0	0-0
TOTAL	.222	7-1	9	0	2	1	0	0	1	3	.333	1	0	4	0	.300	0	0	0-0

RETURNER BIOS



IF

#25 BLAZE BELL

6'2/215/R-R/R-SR./MURFREESBORO, TENN./BLACKMAN HS



2024: Played in 53 games while making 51 starts... hit a career-best six home runs and drove in a career-high 40 RBI's... smacked 13 doubles and collected 52 hits with 34 runs scored and 17 walks... slugged .417 and had a .333 on-base percentage... had 14 multi-hit games and 11 multi-RBI games... career-best six RBI's at Southern Indiana (April 19)... had a season-high four hits versus Brown (Feb. 23)... had a five-game hitting streak (March 16-March 22) and reached base safely in nine straight games (Apr. 2-Apr. 19)... recorded 25 hits, 17 runs, four doubles, four homers and 20 RBI's in conference play... named OVC Player of the Week on Apr. 8... made 32 starts at first base and 19 as the designated hitter.

2023: Became just the second first baseman in school history to be named to the All-Ohio Valley Conference second team (joining Bryan Bullington in 1995)...Started in all 53 of his games played at first base, ranking third in the OVC in doubles (18, fifth-most in program history), third in putouts (390), third in chances (415) and seventh in triples (three)...Led the OVC in triples (three) while ranking eighth with a .391 batting average in league play...Hit .328 overall with 18 doubles, a .404 on-base percentage, a .467 slugging percentage, 28 runs scored and 22 RBI's...Upped his OPS to 1.013 (.575 slugging, .438 on-base) against OVC pitching... Wrapped up the season on a 15-game hitting streak (the longest of any Skyhawk all season) - hitting .458 (27-for-59) from April 25 on...Tallied 19 multi-hit games, including a trio of three-plus hit outings...Posted a career-best four hits and made a career-high 14 putouts at Lindenwood on May 5...Had four multi-RBI performances, driving in a season-best three runs twice in a three-game span in OVC play (May 7 at Lindenwood, May 12 against Southeast Missouri)...Scored a career-high three runs at Lindenwood on May 7, reaching base safely four times in that contest (two hits, two walks)...Drew multiple walks on four separate occasions...Hit a team-best .414 (36-of-87) with the bases empty...Managed a .331 batting average (48-for-151) against right-handed pitching while hitting .320 (16-of-50) against lefties.

2022: Excelled in his first taste of collegiate baseball as he became the 15th member in school history to earn OVC All-Freshman accolades...Played in 20 overall games and made 18 starts, primarily hitting second in the lineup...Started 14 games at designated hitter, three at third base and one at first base...Hit .278 with six doubles, one home run, 16 RBI's and 10 runs scored in 72 at-bats... Led the team with a .304 batting average in OVC play, slugging .446 with a .385 on-base percentage in 16 games against league foes...All five of his multi-hit performances came after April 23, starting with a three-hit, career-high six-RBI eruption against Tennessee Tech on that day...Homered, doubled, hit a sacrifice fly and scored a season-best two runs in the aforementioned contest against Tennessee Tech as his six runs driven in were the most by any Skyhawk in 2022...Led the team with four 3-hit games, also accomplishing that feat at Memphis (May 3), against Belmont (May 6) and at eventual OVC Tournament champion Southeast Missouri (May 13, smacking a pair of doubles)...Successfully reached base in nine straight games from April 10 through April 29... Hit .320 (8-for-25) with runners in scoring position and had six RBI's in only seven chances with a runner on third and less than two outs...Was named to the Athletic Director's Honor Roll for both the fall and spring semesters.

2021: Redshirted...Was named to the Athletic Director's Honor Roll for the fall semester.

BEFORE UTM: Tallied a standout junior campaign at Blackman High School under head coach Barry Vetter, helping the Blaze win the District 7-AAA championship on his way to all-district accolades...Served as the 3-hole hitter for one of the state's most lethal offenses, hitting .371 with 13 doubles, 36 RBI's, 31 runs scored and a perfect 8-for-8 clip in the stolen base department during the 2019 season...Went 2-for-3 and drove in three runs in the District 7-AAA title game victory over LaVergne...Was named a 2020 Perfect Game Preseason All-American honorable mention for the Southeast Region...Was one of only 61 Tennessee Baseball Report "Top Players" for the Class of 2020...Captured all-tournament accolades at both the 2019 WWBA 17U National Championship as well as the 2018 WWBA 16U National Championship, both held in Cartersville, Ga.

PERSONAL: Born on Feb. 24, 2002...Son of Benjamin and Alicia Bell...Has one sibling, Macey...Majoring in health and human performance.



UT MARTIN CAREER STATISTICS

Year	avg	gp-gs	ab	r	h	2b	3b	hr	rbi	tb	slg%	bb	hbp	so	gdp	ob%	sf	sh	sb-att	po	a	e	fld%
2022	.278	20-18	72	10	20	6	0	1	16	29	.403	8	2	20	1	.357	2	0	0-1	11	1	1	.923
2023	.328	53-53	195	28	64	18	3	1	22	91	.467	22	4	40	5	.404	2	1-2	390	19	6	.986	
2024	.261	53-51	199	34	52	13	0	6	40	83	.417	17	5	27	11	.333	1	4	3-3	221	12	4	.983
TOTAL	.292	126-122	466	72	136	37	3	8	78	203	.436	47	11	87	17	.367	5	6	4-6	622	32	11	.983





RHP

#27 J. HENRY HOBSON

6'5/205/R-R/JR./FORT MYERS, FLA./BISHOP VEROT HS



2024: Did not see playing time... named to the Athletic Director's honor roll for the fall and spring semester... earned a 4.0 GPA in the spring semester.

2023: Was one of the most versatile and trusted hurlers on the staff, ranking second on the squad with 21 appearances (including a trio of starts)...Ranked ninth in the Ohio Valley Conference with three saves, all of which came in league play (third-highest total in the OVC)...Earned a pair of victories with a 5.40 ERA over 46.2 innings of work...Walked only 10 batters and conceded just three home runs...Went 1-0 with the previously mentioned three saves in a team-best nine appearances against OVC competition, sporting a 4.05 ERA with zero walks issued and only 17 hits allowed over 20 innings...Also topped the team with a .224 opponent batting average while conceding just two extra-base hits in conference play...Did not allow an earned run in 11 separate appearances, including four straight outings (with just three hits and no walks conceded in nine frames) to wrap up his sophomore campaign...Went multiple innings 13 times, collecting a win with a four shutout frames and one hit allowed against Southeast Missouri on May 13...Did not issue a walk in his final dozen appearances (22.2 innings)...Conceded just one home run over his last 32.1 innings (17 appearances)...Began his season with a career-high six-inning start with just one run conceded, picking up the win at Murray State on Feb. 21...Registered his first career save with three perfect innings against Eastern Illinois on the backend of the March 26 doubleheader...Tied a career-high with four strikeouts against Southern Illinois on March 14 and again at Little Rock on April 8...Spun three shutout innings with only one hit allowed at Illinois on May 19...Allowed a team-best .256 batting average (22-of-86) against left-handed hitters while conceding a paltry .228 batting average (13-for-57) with two outs...Was named to the Athletic Director's Honor Roll for both the fall and spring semesters.

2022: Made 15 appearances with a pair of starts as a true freshman...Led team in double plays induced (seven)...Threw 34 innings and struck out 18 batters...Did not allow an earned run in five appearances, including three straight contests from March 8 through March 20...Pitched at least two innings in 10 of his final 11 appearances, including seven outings of three or more frames...Threw three perfect innings at Murray State on April 14...Generated three scoreless innings at SIUE on April 2...Tossed a season-best 4.1 innings against Austin Peay on April 9...Allowed just two extra-base hits over a five-appearance stretch (spanning 9.2 combined innings) from March 8 through April 2...Dialed up multiple strikeouts in four different appearances, including a career-high four punchouts over three innings (no earned runs allowed) at Western Carolina on March 20...Was named to the Athletic Director's Honor Roll for both the fall and spring semesters...Was named to the OVC Commissioner's Honor Roll.

BEFORE UTM: Enjoyed a dominant prep career at Bishop Verot High School under head coach Casey Scott...Combined to boast 13 wins, a 1.83 ERA, 124 strikeouts (against just 14 walks) and a 1.02 WHIP over his final three high school seasons...Accounted for a 5-4 record, a 1.98 ERA, six complete games, three shutouts, 51 strikeouts and nine walks in 60 innings spread out over 10 appearances (all starts) as a senior...Went 2-1 with a 1.24 ERA in four appearances (all starts) during the abbreviated 2020 season, fanning 23 batters against only two walks in 22.2 innings of work...Posted a 6-4 record and a 1.81 ERA in 10 appearances (nine starts) as a sophomore, racking up 50 strikeouts while only issuing three walks in 50.1 frames...Nabbed 2021 Perfect Game Preseason All-American honors after earning Preseason Underclassmen All-American status in both 2019 and 2020.

PERSONAL: Born on June 10, 2003...Son of Karen and Joe Hobson...Has one sibling, Hallianne...Majoring in finance.



UT MARTIN CAREER STATISTICS

Year	era	w-l	app	gs	cg	sho	sv	ip	h	r	er	bb	so	2b	3b	hr	bf	bavg	wp	hbp	bk	sfa	sha
2022	11.65	0-1	15	2	0	0/0	0	34.0	60	51	44	12	18	9	1	9	172	.395	4	5	0	2	1
2023	5.40	2-2	21	3	0	0/0	3	46.2	52	35	28	10	33	10	0	3	208	.278	3	7	0	1	3
TOTAL	8.03	2-3	36	5	0	0/0	3	80.2	112	86	72	22	51	19	1	12	380	.330	7	12	0	3	4





UTIL

#28 GARNER ANDERSON

6'3"/190/R-R/R-SO./MARTIN, TENN./WESTVIEW HS



2024: Played in 29 games and made eight starts... started six games in left field and two as the designated hitter... drove in 12 runs with one home run, two doubles, 12 hits, seven runs scored and three walks... had an on-base percentage of .315... hit his first career home run at Southern Illinois (March 26)... had a season-best three hits at Southern Illinois... had two multi-hit games... named to the Athletic Director's honor roll for the fall semester.

2023: Redshirted...Was named to the Athletic Director's Honor Roll for both the fall and spring semesters.

BEFORE UTM: Was a versatile performer for head coaches Scott Guymon and Danny Giles at Westview High School...Was named the Jackson Sun 2021-22 All-West Tennessee Male Athlete of the Year as he earned all-state accolades in two different sports (baseball, football) and all-district in another (basketball)...Brought home District 12AA Player of the Year accolades in back-to-back seasons (2021 and 2022) and was named Jackson Sun All-West Tennessee Baseball Player of the Year in 2022...Hit .567 with a .623 on-base percentage and .928 slugging percentage as a senior, crushing 55 hits, 14 doubles, seven home runs, 53 RBI's and 38 runs scored to go along with 18 stolen bases...Drove in seven runs in a win over Camden on April 28 and blasted a walk-off home run against McCracken County in his senior year...Posted a .425 batting average with 50 hits, 14 doubles and four home runs during his junior campaign, helping Westview post a 26-10 record...Ranked as the eight-best catching prospect in his class by Perfect Game... Received Preseason All-American honors in 2022 from Perfect Game...Also was a standout wide receiver, helping Westview to its first-ever Class 2A state championship after hauling in 63 catches for 1,049 yards and 18 touchdowns as a senior.


PERSONAL: Born on May 11, 2004...Son of Doug and Elizabeth Anderson...Has one sister, Tessa...Majoring in health and human performance.



UT MARTIN CAREER STATISTICS

Year	avg	gp-gs	ab	r	h	2b	3b	hr	rbi	tb	slg%	bb	hbp	so	gdp	ob%	sf	sh	sb-att	po	a	e	fld%
2024	.261	29-8	46	7	12	2	0	1	12	17	.370	3	2	18	0	.315	3	0	0-1	11	0	0	1.000
TOTAL	.261	29-8	46	7	12	2	0	1	12	17	.370	3	2	18	0	.315	3	0	0-1	11	0	0	1.000






LHP

#30 BROCK ARENDER

6'3/220/L-L/R-SO./COLLEGE GROVE, TENN./IMG ACADEMY



2024: Made 15 appearances out of the bullpen... finished with a 5.06 ERA in 16 innings pitched with 14 strikeouts... landed two wins with his first coming against Tennessee Tech (Apr. 28) and his second at Morehead State (May 5)... didn't allow an earned run through his first five outings... eight games with no earned runs... struck out three batters on two different occasions (Illinois State, Aug. 15 and Missouri (Apr. 3)... went two or more innings in two games (at Vanderbilt, Apr. 23 and against Tennessee Tech, Apr. 28)... named to the Athletic Director's honor roll for the fall and spring semester...

2023: Redshirted...Was named to the Athletic Director's Honor Roll for both the fall and spring semesters.

BEFORE UTM: Prepped in 2022 under head coach Robert Herold at IMG Academy, located in Bradenton, Fla....Played at Grace Christian Academy, where he was a standout two-way player who was coached by Brad Myers...Earned all-district accolades as a senior, aiding the Lions to a 29-10 record and their first-ever Division II-A Middle Region District 3 championship...Allowed one hit, striking out seven while also hitting a home run in a win over Franklin Road Academy during his senior season...Smacked four hits in a Division I Class A state playoff victory over Silverdale in 2021...Was recognized by Perfect Game as a Preseason All-American in 2021.

PERSONAL: Born on July 9, 2002...Son of Joe and Belinda Arender...Has one sibling, Blake...Majoring in business management.



UT MARTIN CAREER STATISTICS

Year	era	w-l	app	gs	cq	sho	sv	ip	h	r	er	bb	so	2b	3b	hr	bf	bavg	wp	hbp	bk	efa	sha
2024	5.06	2-3	15	0	0	0/0	0	16.0	14	13	9	15	14	1	0	2	81	.222	3	3	0	0	0
TOTAL	5.06	2-3	15	0	0	0/0	0	16.0	14	13	9	15	14	1	0	2	81	.222	3	3	0	0	0

RETURNER BIOS



RHP

#34 JEB BARTLE

6'1/220/R-R/JR./CULLMAN, ALA./SNEAD STATE CC



2024: Appeared in 17 games while making 12 starts as the Skyhawks Sunday starter... had 45 strikeouts in 75.1 innings pitched while obtaining two wins on the season... five outings of six or more innings... struck out a season-high five batters at SIUE (Apr. 6) and against Southern Indiana (May 22)... had four outings with no earned runs allowed... struck out 26 batters in 46 innings with one win in conference play... had nine games started against league foes...

BEFORE UTM: Was a dominant arm as part of a historical run under head coach Casey Underwood at Snead State Community College, located in Boaz, Ala....Helped lead the Parsons to a 77-40 record and 41-25 mark in Alabama Community College Conference play, including a 2022 campaign where SSCC won a school-record 42 games, captured its first-ever ACCC championship and advanced to the JUCO World Series...Went a combined 15-3 with a 4.67 ERA over 27 appearances (24 starts) in his two seasons, tossing four complete games while conceding just eight home runs over 104 innings of work...Boasted an 88:32 career strikeout-to-walk ratio... Went 8-2 in 14 appearances (13 starts) with just three home runs conceded in 52.1 frames as a sophomore in 2023...Allowed two or fewer earned runs in eight starts, including a pair of turns through the rotation with zero earned runs conceded...Set a career-highs with nine strikeouts in a season-best six innings with no walks allowed against Marion Military Institute on April 20...Walked one or no batters in six starts in 2023...Accounted for a 7-1 record with a 3.66 ERA in 2022, walking only 12 batters in 51.2 innings in 13 appearances (11 starts) as a freshman...Made seven starts where he conceded two or less earned runs...Boasted a 1.44 ERA through his first six collegiate appearances (four earned runs allowed in 25 frames)...Went a career-long seven innings with just one run allowed on five hits against Lawson State on May 14...Tossed five shutout innings with only two baserunners allowed at Lurleen B. Wallace on Feb. 25...Whiffed a season-high seven batters in 5.2 innings at Wallace State-Hanceville on April 14...Was a standout at Cullman High School for head coach Brent Patterson...Was named all-state second team and Alabama 6A Pitcher of the Year as a senior, going 6-2 with a 1.95 ERA with 62 strikeouts over 57.1 innings...Posted a 1.09 WHIP and limited the opposition to a .221 batting average during his senior campaign...Spun a four-hit shutout in the Class 6A Area 14 title game over Hartselle in 2021, clinching the program's 10th consecutive area championship...Was a 2021 Perfect Game Preseason All-American and 2020 Preseason Underclassmen All-American.

PERSONAL: Born on Oct. 30, 2002...Son of Scott and Cynthia Bartle...Has one sibling, Pierce...Majoring in interdisciplinary studies.



UT MARTIN CAREER STATISTICS

Year	era	w-l	app	gs	cg	sho	sv	ip	h	r	er	bb	so	2b	3b	hr	bf	bavg	wp	hbp	bk	sfa	sha
2024	6.57	2-5	17	12	0	0/0	0	75.1	90	66	55	31	45	15	2	12	359	.291	6	12	0	5	2
TOTAL	6.57	2-5	17	12	0	0/0	0	75.1	90	66	55	31	45	15	2	12	359	.291	6	12	0	5	2





RHP

#36 KALEB BASKIN

6'1/150/R-R/JR./BURLISON, TENN./DYERSBURG STATE CC



2024: Made 14 appearances out of the bullpen... threw 13.2 innings with five strikeouts and one win in his debut season as a Skyhawk... had five appearances and one win in conference play with one strikeout over 3.2 innings pitched... went two innings against Middle Tennessee (Aug. 3)...

BEFORE UTM: Spent two seasons at nearby Dyersburg State Community College, playing for head coaches Tyler Brown and Robert White (and alongside Skyhawk teammates Jalen Fithian and Shawn Perez)... Was part of an Eagles squad that went 74-34 overall with a 35-17 record in Tennessee Community College Athletics Association play in Baskin's tenure, including a 42-13 mark (20-7 TCCAA) during his freshman campaign... Made 12 appearances (three starts) at DSCC, tallying two wins and 27 strikeouts (against just eight walks) over 24.2 career innings... Tossed 8.1 innings over four appearances with one start in 2023, tallying a 4.32 ERA with no home runs allowed and just two walks conceded... Best game of the season came on Feb. 11 when he allowed just one run in a four-inning start at Olney Central... Also struck out three batters over three relief innings at Lawson State on Feb. 5... Pitched to the tune of an 11.57 strikeouts-per-nine-innings ratio as a freshman, whiffing 21 batters over 16.1 frames in eight appearances (one start)... Sported a 1.35 WHIP (16 hits and six walks) in 2022... Struck out a career-best five batters in just 2.2 innings against John A. Logan on April 27... Tossed a season-high three innings at Freed Hardeman (only one hit allowed on March 2) and at Chattanooga State (April 29)... Prepped at Brighton High School, where he helped lead the Cardinals to three TSSAA state tournament victories as a senior under head coach Ryan Wood... Won five games and had three saves as a senior, posting a 1.78 ERA with 52 strikeouts and 50 hits allowed in 59 innings... Tossed a shutout with eight strikeouts and just one walk in a 1-0 victory over Hardin County... Threw a combined no-hitter during his senior season... Also hit .319 with 20 RBI's and 31 runs scored with 18 stolen bases (in 19 tries) while playing shortstop as a senior.

PERSONAL: Born on July 9, 2003... Son of Pam and Kelby Baskin... Has one sibling, Dylan... Majoring in interdisciplinary studies.



UT MARTIN CAREER STATISTICS

Year	era	w-l	app	gs	cg	sho	sv	ip	h	r	er	bb	so	2b	3b	hr	bf	bavg	wp	hbp	bk	sfa	sha
2024	7.90	1-2	14	0	0	0/0	0	13.2	20	19	12	7	5	4	0	5	72	.317	4	1	0	1	0
TOTAL	7.90	1-2	14	0	0	0/0	0	13.2	20	19	12	7	5	4	0	5	72	.317	4	1	0	1	0



RHP

#37 SILAS JONES

6'2/210/R-R/SO./THOMPSON'S STATION, TENN./GRACE CHRISTIAN ACADEMY



2024: Made two appearances with two starts... threw four innings and punched out two batters... didn't concede an earned run in his collegiate debut at UAB (March 6)... pitched two innings at Missouri (Apr. 3)... named to the Athletic Director's honor roll for the spring semester.

BEFORE UTM: Prepped at Grace Christian Academy under head coach Brad Myers...Helped the Lions to a 65-16 record over his final two seasons, including a 37-7 mark during his junior season as GCA advanced all the way to the TSSAA state Final Four...Earned all-district accolades during his senior campaign as the Lions won the Division II-A Middle Region District 3 championship... Smacked a pair of home runs plus a double en route to five RBI's in a win against Franklin on April 13...Was spotlighted by Perfect Game as a 2023 Preseason All-American.

PERSONAL: Born on March 4, 2005...Son of Brent and Ashley Jones...Has four siblings, Callan, Baylor, Eliza and Cruz...Brother Baylor is a redshirt junior on the Skyhawk baseball team...Majoring in business management.



UT MARTIN CAREER STATISTICS

Year	era	w-l	app	gs	cg	sho	sv	ip	h	r	er	bb	so	2b	3b	hr	bf	bavg	wp	hbp	bk	sfa	sha
2024	22.50	0-0	3	2	0	0/0	0	4.0	8	11	10	7	2	1	1	3	28	.421	1	1	0	1	0
TOTAL	22.50	0-0	3	2	0	0/0	0	4.0	8	11	10	7	2	1	1	3	28	.421	1	1	0	1	0





RHP

#40 RETT EDWARDS

5'10/185/R-R/SR./ROME, GA./CALHOUN CC



2024: Made six appearances out of the bullpen... pitched 3.2 innings with five strikeouts... had a season-high two punchouts against Brown (Feb. 25).

BEFORE UTM: Was a reliable arm for head coach Cody Gaskill at Calhoun Community College...Made 31 appearances (13 starts) over two seasons, tallying three wins and a save with 60 strikeouts over 79 innings of work...Led the Warhawks in innings pitched (58.2) and complete games (four) in 2023, allowing just three home runs over 17 appearances (11 starts)...Struck out a career-high seven hitters while allowing just two hits in a seven-inning shutout against Lurleen B. Wallace on Feb. 3...Also dialed up seven strikeouts while conceding only three hits on one unearned run against Lawson State on April 13...Did not allow an earned run five times in a six-game span down the stretch as a freshman...Registered season-highs in innings pitched (five) and strikeouts (five) on May 7 against Southern Union State...Graduated from Model High School, where he played under head coaches Brandon Patch and Josh Mitchell...Was named to the Class AA all-state team as a senior.

PERSONAL: Born on Jan. 22, 2002...Son of Ryan and Keena Edwards...Has one sibling, Ross...Majoring in business.



UT MARTIN CAREER STATISTICS

Year	era	w-l	app	gs	cg	sho	sv	ip	h	r	er	bb	so	2b	3b	hr	bf	bavg	wp	hbp	bk	sfa	sha
2024	29.45	0-1	6	0	0	0/0	0	3.2	12	12	12	2	5	4	0	3	26	.600	0	2	0	2	0
TOTAL	29.45	0-1	6	0	0	0/0	0	3.2	12	12	12	2	5	4	0	3	26	.600	0	2	0	2	0



LHP

#55 ZACH WAGER

6'1/175/R-L/JR./COLUMBUS, IND./COLUMBUS NORTH HS



2024: Made 22 appearances with three starts... started the year as the team's Sunday starter... pitched 39.1 innings with 26 strikeouts... appeared from the bullpen 12 times in conference play and fanned 14 batters over 15.2 innings... threw a season high six innings during his 2024 debut against Northern Kentucky (Feb. 18)... pitched more than one inning on 11 different occasions... had four multi-strikeout outings... recorded a career-high five punchouts at Southeast Missouri (May 17)... seven appearances with no earned runs... nabbed a save at Morehead State (May 5)... named to the Athletic Director's honor roll for the fall semester.

2023: Made school history as he was the first Skyhawk pitcher to be named a Collegiate Baseball Freshman All-American and first UT Martin representative to capture Ohio Valley Conference Freshman of the Year accolades...Also became only the third Skyhawk reliever to earn All-OVC second team status and 16th UT Martin pitcher (fourth primary pitcher) to secure OVC All-Freshman honors...His 2.44 ERA was the best of any Skyhawk with at least 40 innings pitched in the program's NCAA Division I Era (since 1993)...Ranked sixth in the OVC in saves (four, eighth-most in school history) and seventh in games finished (10)...Finished fifth in the league in both saves (two) and games finished (six) in OVC play...Made a team-high 22 appearances, starting five of his first seven outings before his final 15 appearances came out of the bullpen...Notched a pair of wins with a 40:20 strikeout-to-walk ratio and a .252 opponent batting average over 44.1 innings of work...Was even better in league play, going 2-0 with a pair of saves and a miniscule 1.08 ERA over a team-best nine appearances...Conceded a 1.08 WHIP and allowed just one extra-base hit as opponents hit a lowly .228 against him in 16.2 frames in OVC action...Did not allow an earned run in 14 of his 22 appearances, including a pair of career-long four-inning starts (against Toledo on March 8, at Alabama A&M on March 21)...Pitched to a remarkable 0.90 ERA over 30 innings from March 14 through May 13...Each of his two wins and four saves came during a 10-game span from April 19 through May 19...Both victories came against eventual OVC Tournament champion Morehead State (April 28 and April 30)...Notched saves against Murray State (April 19), two against two-time defending OVC champion Southeast Missouri (May 12-13) and at Illinois (May 19)...Struck out a career-best four hitters on three separate occasions...Allowed a .226 opponent batting average (24-for-106) against right-handed batters and held the opposition to a .207 batting average (18-of-87) with runners on base...Was named to the Athletic Director's Honor Roll for the spring semester...Was named to the OVC Commissioner's Honor Roll.

BEFORE UTM: Graduated from Columbus North High School under head coaches Pat Antone and Ben McDaniel...Was part of a Bull Dog squad that won back-to-back Conference Indiana championships during his final two seasons, locking down the save to help CNHS claim the title in 2022 as the team finished with an 18-7-1 mark...In addition to the CI title, the Bull Dogs went 27-5-1, won the sectional title and held a No. 1 ranking in the state for most of his junior season...Went 3-1 on the hill as a junior, sporting a 3.09 ERA in 22.2 innings of work...Was ranked as the eighth-best left-handed pitching prospect for his class in the state of Indiana by Perfect Game...Was named to the 2022 Preseason All-American squad and the 2021 Preseason Underclass All-American team by Perfect Game...Additionally earned a spot on the 2020 National Underclass Showcase "Top Prospect Team".

PERSONAL: Born on May 28, 2004...Son of Nathan and Michelle Wager...Has one sibling, Caitlin...Majoring in mechanical engineering.



UT MARTIN CAREER STATISTICS

Year	era	w-l	app	gs	cg	sho	sv	ip	h	r	er	bb	so	2b	3b	hr	bf	bavg	wp	hbp	bk	sfa	sha
2023	2.44	2-1	22	5	0	0/0	4	44.1	41	16	12	20	40	4	0	4	192	.252	9	4	0	1	4
2024	6.64	1-4	22	3	0	0/0	1	39.1	45	33	29	30	26	12	0	4	193	.296	8	3	1	5	3
TOTAL	4.41	3-5	44	8	0	0/0	5	83.2	86	49	41	50	66	16	0	8	385	.273	17	7	1	6	7





RHP

#2 QUINCY THORNTON

6'2/205/R-R/R-JR/MORGANTOWN, W.VA./FLORENCE-DARLINGTON TECHNICAL COLLEGE



PRIOR TO UTM: Last played at Florence-Darlington Technical College where he made 14 appearances while starting two games... posted a 2-1 record in 14 innings pitched with a 4.50 ERA, 1.86 WHIP and punched out 14 batters... recorded four multi-strikeout outings... played for the Jackson Rockabillys over the summer in the Prospect League where he made five appearances and started three games... Went 1-1 for the Rockabillys and landed 15 strikeouts in 17 innings pitched... In 2022 he played at West Virginia State where he pitched 44.1 innings, struck out 31 batters while sporting a 4.87 ERA... made 10 appearances and nine starts with a 4-3 record and two shutouts for the Yellow Jackets... in the summer of 2022 he played for Lake Norman in the Southern Collegiate Baseball league where he saw 12.2 innings of work and finished with 21 strikeouts.

PERSONAL: Born on March 18, 2003... Son of Sondra and Tony Thornton... has one sister, Ellie and one brother, Lancoln... majoring in criminal justice.



UTIL

#3 TJ GRINES

5'10/185/R-R/JR/ALEXANDRIA, LA./LURLEEN B. WALLACE



PRIOR TO UTM: Transfers over from Lurleen B. Wallace CC where he played 52 games and had a .381 batting average with a .485 on-base percentage and slugged .500... had nine double, four triples, one home run, 40 RBIs, 84 total bases, drew 27 walks, stole 48 bases (caught stealing three times) and only struck out 14 times... amped his game up in conference play where he landed a .423 batting average, .520 on-base percentage and slugged .529... drove in 22 RBI and only struck out seven times in 126 plate appearances against conference foes... had 6 RBI in the season opener last year at Faulkner University (Jan. 30)... named to the Alabama Community College Conference first team... ranked as the sixth best first baseman in the state of Louisiana in 2021 and won the 2019 state championship at Tioga HS.

PERSONAL: Born on Sept. 12, 2003... son of Terence Grines Sr. and Cynthia Grines... has two sisters, Tei'Erica Pennywell and Sharika Shotlow and one brother, Terraius Bass... majoring in interdisciplinary studies.

NEWCOMER BIOS



OF #4 ARDERRIUS TOWNSEND

6'0/230/R-R/SR/PONTOTOC, MISS./BLUE MOUNTAIN COLLEGE



PRIOR TO UTM: Was Blue Mountain College's first NAIA first team All-American... had a .353 batting average with 65 hits, 11 doubles, two triples, 25 home runs, 80 RBI and 36 walks with 15 stolen bases (got caught stealing once)... racked up a 1.327 OPS with a .842 slugging percentage and a .485 on-base percentage... played in 53 games while starting 51... had a .301 batting average against conference opponents with 31 hits, four doubles, one triple, 14 long balls, 40 RBI... drew 19 walks while registering a 1.192 OPS with a .767 slugging percentage and a .425 on-base percentage in conference play... led the Toppers to their first NAIA postseason opening round in history while also being named Southern States Athletic Conference Player of the Year... had three multi-homer games and a home run in seven straight games from March 6th to March 16th... had 19 multi-RBI games with six games of five RBI or more... served mainly as the team's designated hitter... played at Jackson State in 2023... played at Northwest Mississippi Community College in 2022 where he played in 54 games and made 45 starts...hit .290 with 13 home runs and 45 RBI...in 2022, hit 11 home runs with 37 RBI with seven stolen bases... Helped Pontotoc HS to a 6-3 record during a COVID-19 shortened senior season...hit .393 with two doubles, three home runs and 11 RBIs last season...finished with a .785 slugging percentage and a .514 on-base percentage...as a junior, guided PHS to a 22-11 overall record, an 8-2 Region 2-4A record, the Region 2-4A title and the semifinal round of the Class 4A playoffs...hit .400 with seven doubles, a triple, 12 home runs and 45 RBIs...went 3-for-3 with a double, two home runs and six RBIs in a 10-3 victory against South Pontotoc on February 25, 2019...finished with an impressive .929 slugging percentage...posted a .963 fielding percentage and was responsible for 176 putouts and seven assists on 190 total chances...earned second team all-state honors and team award for Offensive Player of the Year...also earned significant playing time as a sophomore, helping the Warriors to a 22-7 overall record and the second round of the 2018 Class 4A playoffs...hit .263 with six doubles, a triple, three home runs and 18 RBIs...off the field, a member of the school's Beta Club...graduated with honors.

PERSONAL: Born on Dec. 6, 2001... Son of Takeshia Berry... has six siblings, four brothers, Monte Townsend, Josiah Berry, Andrew Berry and Malcolm Hall, and two sisters, Annsleigh Berry and Candra Owens... majoring in interdisciplinary studies.



IF #5 JONAH KATSABOULAS

6'0/195/R-R/JR/BRANDON, MISS./PEARL RIVER CC



PRIOR TO UTM: Had a career .293 batting average with a .388 on-base percentage and a .481 slugging clip... drove in 80 runs and had 10 straight games with an RBI in 2024 (March 17-29)... In 2024 Steady bat and fielder for Pearl River as a sophomore ... Ended the season with a .293 batting average, driving in 58 runs ... Picked up 14 doubles, six homers and one triple ... Scored 35 runs and walked 24 times... In 2023 Featured in 38 games for Pearl River ... Finished the year with a .292 batting average with seven doubles, two homers and one triple ... Collected 22 RBI and 25 runs ... Walked 16 times... Played at Brandon High School for Daniel Best ... Named to the 2022 6A All-State and All-District teams ... Played in the 2022 5A-6A All-Star Game ... Batted .417 with 24 RBIs in 130 appearances his senior year ... Ranked the 67th-best prospect in Mississippi by Perfect Game.

PERSONAL: Born on March 12, 2004... son of Tandy and Pete Katsaboulas... has one brother, Tyler Trainor... majoring in business.



IF
#7 CAMERON GREENE
 6'2/185/L-R/FR/BRENTWOOD, TENN./BRENTWOOD ACADEMY



PRIOR TO UTM: Prepped at Brentwood Academy under head coach Michael Brown... named to the D2-AA All-Region team in high school... also played for Knights Baseball 18U National Team.

PERSONAL: Born on Feb. 23, 2006... son of Steve and Shelton... has one sister, Mercer and one brother, Cooper... majoring in business.



IF
#8 J.T. POPICK
 6'0/185/R-R/R-SO/EAST CANTON, OHIO./USC SUMTER



PRIOR TO UTM: Transferred from USC Sumter where he batted .308 with two home runs, 30 RBI, 53 runs scored, 32 stolen bases, and 17 multi-hit games... was at Akron in 2023, did not see playing time... prepped at Louisville HS in Ohio.

PERSONAL: Born on Sept. 15, 2003... son of Gina Popick... has one sibling, Payton... majoring in business.

NEWCOMER BIOS



IF
#10 BRODY CAPPS
6'3/215/R-R/JR/PHENIX CITY, ALA./WALLACE CC



PRIOR TO UTM: Transferred from Wallace CC-Dothan where he batted .388 with three home runs, 42 RBI, 44 runs scored... held a .418 batting average in conference play with a .464 on-base percentage and a .633 slugging clip... finished the month of April with a .500 batting average, .537 on-base percentage, and .700 slugging percentage... had 20 multi-hit games with eight straight multi-hit outings from Apr. 13-27 (21 hits in that span)... prepped at Phenix City Central HS where he was ranked as the 11th best outfielder in the state of Alabama.

PERSONAL: Born on March 29, 2004... son of Mark and Sue... majoring in health and human performance.



OF
#11 JORDAN HUDSON
6'0/190/R-R/FR/VALDOSTA, GA./LOWNDES HS



PRIOR TO UTM: Prepped at Lowndes HS where he was ranked the 38th best outfielder in the state of Georgia by Perfect Game... played in the outfield and was also a right handed pitcher... won the 2024 GHSA State Championship.

PERSONAL: Born on Sept. 16, 2005... son of Karen and Alvin Hudson... has one brother, Jalen... majoring in sports management.



C
#12 TOMMY KOCH
 6'0/190/R-R/R-SO/GULF BREEZE, FLA./PENSACOLA STATE

PRIOR TO UTM: Transferred from Pensacola State College where he posted a .224 batting average, .346 on-base percentage, .284 slugging mark, one home run, eight RBI, six runs scored, one stolen base, 12 walks and three multi-hit games.

PERSONAL: Born on July 29, 2004... son of Kelly and Thomas Koch... majoring in exercise science.

OF
#14 GATES GERHART
 6'3/185/L-L/JR/COLUMBUS, MISS./EAST MISSISSIPPI CC

PRIOR TO UTM: Transferred from East Mississippi CC where he posted a .291 batting average, eight home runs, 34 RBI, 40 runs scored, 15 stolen bases, .481 on-base percentage and a .555 slugging clip... had eight multi-hit games last season... prepped at New Hope HS.

PERSONAL: Born on Feb. 10, 2004... son of Bert and Vicki Gerhart... has one sister, Kelsie... majoring in health and human performance.



RHP

#15 MASON SHROPSHIRE

6'0/185/R-R/JR/MEMPHIS, TENN./NORTHWEST MISSISSIPPI CC



PRIOR TO UTM: Transferred from Northwest Mississippi CC... as a sophomore Emerged as a starter with 10 games started in 11 total appearances, with two victories... Threw 52.2 IP with a 4.78 ERA, 61 strikeouts, eight outings of five or more strikeouts... Started his sophomore season with 10 punch outs in just four innings against ASU Mid-South on Feb. 13... Had 89 career strikeouts at NWMCC... Made 15 appearances on the mound, earning his only start against Coahoma on April 4 in his freshman season... recorded a pair of saves against Beville State (February 5) and Jackson State (Tenn.) (February 15)...sported a record of 1-2, including a win at Holmes on March 29...reached his season-high of four strikeouts twice - March 11 at Southwest Mississippi and April 18 at East Mississippi...off the field, received First Team NJCAA All-Academic recognition, while also being named to the President's List and Athletic Director's Honor Roll for the Fall 2022 and Spring 2023 semesters... Played for coach Duke Williams at Evangelical Christian School...helped the Eagles to a 25-12 overall record last season...as a senior, batted .340 at the plate, while throwing 53 strikeouts in 33 innings on the mound...also finished with a 2.12 ERA...three-time all-district selection...part of two state semifinal teams at ECS...off the field, finished with a 3.7 GPA...received interest from Murray State, Lipscomb and a handful of MACCC programs.

PERSONAL: Born on March 5, 2003... son of Terri and Rob Shropshire... has one sibling, Ella... majoring in business management.



RHP

#19 JACOB SITTON

6'0/220/R-R/JR./BRADFORD, TENN./DYERSBURG STATE CC



PRIOR TO UTM: Transferred from Dyersburg CC where he made 16 starts and had 17 appearances in 2024... posted a 3-4 record with two complete games in 91.2 innings pitched and struck out 88 batters... Held a 4.61 ERA and had 10 games with five or more strikeouts... played at Christian Brothers in 2023 where he saw 37 innings of work and struck out 29 batters... posted a 2-5 record with 16 appearances and seven games started... had a season-high five innings against Auburn Montgomery (Feb. 18, 2023), pitched four innings with no runs against Mississippi College (Apr. 14, 2023), had a season-high five strikeouts against LeMoyne-Owen (April. 12, 2023)... prepped at Milan HS where he ranked as the 47th best right handed hurler out of Tennessee.

PERSONAL: Born on March 19, 2004... Son of Lori and Brian Sitton... has one brother, Blaine and one sister, Kaitlyn... majoring in business management.



RHP

#20 BRANDON KING

6'4/210/R-R/JR./HANCOCK, MISS./EAST MISSISSIPPI CC

PRIOR TO UTM: Transferred from East Mississippi CC where he made 11 appearances and started 10 games... posted a 2-6 record in 37.2 innings pitched with 32 strikeouts... prepped at Hancock HS.

PERSONAL: Born on June 15, 2003... Son of David and Carva King... has one brother, Brodie... majoring in agricultural business.

RHP

#21 DRAKE BAYLES

6'2/200/R-R/JR./HAZLEHURST, MISS./EAST MISSISSIPPI CC

PRIOR TO UTM: Transferred from East Mississippi CC where he made 26 appearances and started 25 games with a 10-8 record and 85 strikeouts over two seasons... In 2024 he made 15 appearances while starting 14 games with a 4-5 record, 5.29 ERA and 57 strikeouts in 68 innings pitched... had four games with five or more strikeouts and helped construct two shutouts on the season... in 2023 started 11 games with a 6-3 record, 7.53 ERA in 43 innings pitched while recording 28 strikeouts and two games with five or more punchouts... prepped at Copiah Academy.

PERSONAL: Born on Feb. 26, 2004... Son of Tripp and Jill Bayles... majoring in interdisciplinary studies.



RHP

#22 AIDEN KARNS

6'2/200/R-R/JR./CUNNINGHAM, TENN./DYERSBURG STATE CC



PRIOR TO UTM: Made seven total appearance for Dyersburg State CC in 2024 where he had five strikeouts in 6.2 innings pitched... prepped at Montgomery Central HS... was the 68th best right handed pitcher out of HS.

PERSONAL: Born on Aug. 11, 2004... Son of Matt and Jessica Karns... has one brother, Jacob and one sister, Eva... majoring in business management.



RHP

#23 AUSTIN GAST

6'0/205/R-R/SR./CAPE GIRARDEAU, MO./JACKSONVILLE STATE



PRIOR TO UTM: Transferred from Jacksonville State where he pitched 8.2 innings with five strikeouts in 12 appearances... Spent two years at Three Rivers Community College in Poplar Bluff, Missouri...as a sophomore in 2023, Gast played in 12 games, three starts with a 2-3 record and a complete game...threw 21.1 innings, allowing 19 runs, 16 earned, and 3 homeruns...struck out 32 batters for a K/9 of 13.50...in 2022, Gast appeared in 12 games, started four, and posted a 2-3 record...pitched 33.0 innings, allowing 33 runs, 26 earned, and three homeruns...struck out 36 batters for a K/9 of 9.82... prepped at Notre Dame Regional High School in Cape Girardeau, Missouri...coached by Jeff Graviett...was ranked the ninth-best third baseman in the state of Missouri.

PERSONAL: Born on Nov. 5, 2002... son of Jennifer and Josh Gast... has two siblings, Caleb and Laurel... majoring in pre-med.



C

#26 KEVIN OKINS

6'0/205/R-R/R-SR./COLLIERVILLE, TENN./MEMPHIS



PRIOR TO UTM: Played in five games for the Tigers in 2024 with one stolen base which came against Wichita State... Redshirted the 2023 season at Memphis... Played in 53 games and hit .268 with five home runs, 31 RBIs, 24 runs scored and four stolen bases at Southwest Tennessee CC in 2022... Appeared in 21 games, starting 15 at catcher, came up with 12 hits, three doubles, and scored seven runs while driving in seven runs, Made collegiate debut on Opening Day on Feb. 23 against North Alabama, Collected first collegiate hit on March 20 against SIUE, Collected first collegiate multi-hit game, double and RBI on March 23 at Tennessee Tech, Drove in a season-high two runs on April 2 against Eastern Illinois, Came up with a season-high three hits on April 3 against Eastern Illinois at Belmont in 2021... Two-time all-district player at First Assembly Christian School in Collierville, Tenn. ... Led his team in batting average as both a sophomore (.442) and a junior (.370) ... Tallied 44 career RBIs and five home runs ... Senior baseball season cancelled due to COVID. Also lettered two years in golf ... Was a member of the National Honor Society, National Tech Honor Society, Rho Kappa National Honors Society, Mu Alpha Theta National Honors Society and the National Science Honors Society ... Participated in student government in his junior and senior years of high school.

PERSONAL: Born on Dec. 12, 2003... Son of John and Julie Okins... has two siblings, Emily and Rachel... majoring in interdisciplinary studies.



OF

#29 ADAM GORDON

5'10/190/R-R/FR./LEBANON, TENN./FRIENDSHIP CHRISTIAN HS



PRIOR TO UTM: Prepped at Friendship Christian HS... ranked as the 39th best outfielder in Tennessee according to Perfect Game.

PERSONAL: Born on July 8, 2005... Son of Amy and Chris Gordon... has one sibling, Evan... majoring in sports business.



RHP

#32 J.P. NUNN

6'5/200/R-R/FR./FAIRMOUNT, GA./PICKENS COUNTY HS



PRIOR TO UTM: Prepped at Pickens County HS... program's all-time saves leader... ranked as the 28th best right handed pitcher in the state of Georgia according to Perfect Game...

PERSONAL: Born on April 14, 2006... son of Jennifer and Jason Nunn... has two brothers, Jackson and Jase... majoring in health and human performance.



RHP

#33 QUIN LONG

6'1/205/R-R/FR./LEBANON, TENN./FRIENDSHIP CHRISTIAN HS



PRIOR TO UTM: Prepped at Friendship Christian HS... ranked as the 22nd best right handed pitcher in the state of Tennessee according to Perfect Game.

PERSONAL: Born on May 27, 2005... Son of Lisa and John Mark Long... Has two siblings, Zoe Gravely and Jax Long... majoring in health and human performance.



EXCLUSIVELY
SPONSORED
BY



2025 SKYHAWK BASEBALL

2025 UT MARTIN BASEBALL



COACHING AND SUPPORT STAFF



Ryan Jenkins is in his eighth season as head coach of the University of Tennessee at Martin baseball program in 2025. He was named to the position on April 17, 2018 after serving as interim head coach for the previous four months.

Last season, UT Martin made the Ohio Valley Conference tournament for the second straight season which marked the first time the Skyhawks had appeared in the postseason in consecutive campaigns. Jenkins produced four All-OVC honorees with three student-athletes making the second team (third basemen Mac Danford, outfielder Will Smith and relief pitcher Tucker Reed) while Tristan Walton (first team all-conference) became the first UT Martin pitcher to lead the OVC in ERA and make the OVC's All-Tournament team.

In 2023 the Skyhawks soared to new heights with 19 school records being shattered. Included in those new milestones were most Ohio Valley Conference victories (14), which tied for the second-most wins in league play and was good enough for UT Martin to nab the No. 3 seed in the OVC Championship tournament. The 2023 Skyhawks topped the OVC in batting average for the first time in school history (.329, 20 points higher than second place), on-base percentage (.409), runs scored (191), hits (276) and doubles (63) in league play. UT Martin's offense also ranked in the top-five in the school's NCAA Division I Era in doubles (115, first), triples (15, first), runs scored (347, second), walks (224, second), stolen bases (72, second), home runs (57, third), total bases (857, third), times hit by pitch (58, third), RBI's (313, fourth), slugging percentage (.455, fourth) and hits (541, fifth). On the pitching side, the Skyhawks combined for 12 saves (second-most in program history), dialed up 381 strikeouts (fourth in the school's NCAA Division I Era) and allowed the fewest home runs (24) of any OVC squad in league play.

Jenkins also oversaw a wealth of individual success for several UT Martin players in 2023. Caleb Hobson became the highest Major League Baseball Draft pick in school history when the Colorado Rockies selected the speedy centerfielder in the 13th round. The Skyhawks also produced Zach Wager, who was the program's first-ever Freshman All-American pitcher and the first UT Martin representative to earn OVC Freshman of the Year honors after his 2.44 ERA was the best of any Skyhawk with at least 40 innings pitched in the program's NCAA Division I Era. UT Martin accounted for the most All-OVC selections (Wager, Andrew Fernandez, Blaze Bell, Mac Danford, Hobson) in school history last spring. Danford and Fernandez also became the first Skyhawks to ever win OVC Player of the Week accolades twice in a season. Fernandez led the OVC with 21 doubles (second-most in program history) and became the first UT Martin batter to lead the OVC in hits at the end of the regular season since 2004.



The Skyhawks dialed up the second-most home wins (14) in the program's NCAA Division I history in 2023. UT Martin won six of its eight OVC series, including taking two out of three from the eventual regular season champion Morehead State, winning twice in three chances against eventual 2023 OVC Tournament champion Eastern Illinois and sweeping defending league champion Southeast Missouri for the first time since 2006. The Skyhawks swept Murray State (a 31-win team) for the first time as a NCAA Division I member, took a game from Big Ten Conference member Illinois (the third straight season where UT Martin knocked off a Power 5 opponent) and reeled off six straight victories from May 6 through May 14 – equaling the program's longest winning streak since April 19-30, 2011.

In 2022, the Skyhawks defeated a Southeastern Conference opponent for the second consecutive season as UT Martin beat Alabama by a 7-6 margin on March 1. The Skyhawks also broke several school records in an April 23 home triumph over Tennessee Tech, scoring its most runs against a NCAA Division I opponent (24) and collecting 47 total bases - the most the program had produced in a single game in 18 years.

Bell earned a spot on the 2022 OVC All-Freshman squad, becoming the 15th UT Martin player to claim a spot on that team. Rhett Fetner also garnered OVC Pitcher of the Week accolades on March 14, becoming the 12th Skyhawk hurler to ever accomplish that feat.

The 2021 version of the Skyhawks boasted three OVC postseason



honorees, which are tied for the second-most in program history. Winston Cannon became only the second starting pitcher in school history to be named All-OVC first team, David Hussey became just the second relief pitcher in program history to earn All-OVC second team status while Wil LaFollette captured OVC All-Freshman honors.

UT Martin knocked off a pair of nationally ranked opponents in 2021, defeating No. 22 Alabama by a 9-4 margin on Feb. 24 before downing No. 11 Ole Miss by a 9-7 score on May 18. The Skyhawks also narrowly fell to No. 1 Vanderbilt - the eventual NCAA runner-up - by a slim 5-4 margin on April 6. The victories marked the third and fourth wins over ranked squads in Jenkins' tenure.

As a team, the UT Martin pitching staff posted a 5.24 ERA in 2021 - which is the best mark in the school's NCAA Division I Era (since 1993). The Skyhawks boasted three OVC Pitchers of the Week in a single season for just the second time in school history (first since 2010) while Cannon was one of 13 Collegiate Baseball Newspaper National Players of the Week on May 24. The 2021 squad ranked in the top-five all-time in UT Martin history in home runs (58, second), pitching strikeouts (413, third), saves (eight, fourth) and fielding percentage (.963, fifth).

Although the 2020 season was shortened after just 16 games, plenty of history occurred for the Skyhawk baseball program. UT Martin knocked off No. 30 South Alabama on Feb. 21, junior closer Nick Wohlbold was named the Skyhawks' first ever NCBWA Preseason All-American and UT Martin was one of only 20 NCAA Division I schools to boast at least two Collegiate Baseball Freshman All-Americans (Christian Hall and Wil LaFollette). It marked the first time in school history that the Skyhawks landed multiple honorees on that prestigious squad.

In 2019, Jenkins oversaw arguably the program's best season as a Division I member. The Skyhawks tied for their most victories in their Division I Era and not only advanced to the OVC Championship tournament for just the fourth time in school history, but also won their opening round game - marking the second postseason win since joining the Division I ranks.

UT Martin shattered school records in OVC wins (12), games played (56), fielding percentage (.969), putouts (1,441), saves (17), innings pitched (480.1) and pitching strikeouts (431) in 2019. The Skyhawk offense crushed 48 home runs (third-most in school history) and also pitched to the school's lowest single-season ERA since 2006, leading the OVC with five shutouts.

Jenkins coached a pair of 2019 All-OVC second team selections in Jordan Stoner and Nick Wohlbold. Stoner became the first Skyhawk to ever take home back-to-back All-OVC accolades and just the second player in UT Martin history to win two All-OVC selections in a career. Wohlbold ranked 11th nationally with 13 saves and was just the third UT Martin pitcher to ever earn an All-OVC nod (first since 2010).

In his first year at UT Martin, Jenkins helped mold a trio of All-OVC honorees in Stoner (first team), Blake Davis (All-Newcomer) and Ethan Whitley (All-Newcomer). He led the squad to victories over No. 13 ranked Southern Miss and against Tennessee Tech (who finished ranked No. 11 nationally after winning 53 games and advancing to a NCAA Super Regional).

Whitley would also go on to be named a Collegiate Baseball Newspaper Freshman All-American in 2018. He was one of only nine first basemen in the nation to collect the prestigious award while he became just the fifth Skyhawk to collect Freshman All-American status.

Jenkins joined the UT Martin staff after spending the 2017 season at the College of Charleston, where he served as an assistant under head coach Matt Heath working with both hitters and pitchers. Jenkins coached five All-Colonial Athletic Association honorees and also tutored a Major League Baseball draft pick in 2017.

A Millbrook, Ala. native, Jenkins was a four-year letterman for the Auburn Tigers from 2006-10 as a catcher, playing under head coaches Tom Slater and John Pawlowski. Jenkins also learned under former Auburn assistants Link Jarrett, Chris Finwood, Jeff Duncan and Butch Thompson - who are all now Division-I head coaches. During his playing days at Auburn, Jenkins shared the diamond with four future MLB players - including 2015 American League Most Valuable Player Josh Donaldson.

Jenkins was named to the All-Southeastern Conference team in 2010 after hitting .365 with seven home runs and 34 RBI while making 48 starts behind the plate. He helped lead the Tigers to a 43-21 record as a senior, earning a spot on the NCAA Regional All-Tournament team.

A career .304 hitter over 138 collegiate games, Jenkins currently ranks eighth all-time in Auburn history in caught stealing by with 28 runners thrown out. He also excelled in the classroom, earning a spot on the 2009 All-SEC Academic team.

Jenkins was drafted by the Kansas City Royals in the 17th round of the 2010 MLB Draft and went on to play in the Royals' minor league system from 2010-12. He played in 118 games over a three-year span, throwing out 49 would-be base stealers.

In 2013, Jenkins returned to Auburn to complete his bachelor's degree in sociology while serving as a student assistant during the 2014 season and a strength and conditioning coach in 2015-16.

Jenkins is married to the former Brooke Hogg from Biloxi, Miss.





ASSISTANT COACHES



ASSOCIATE HEAD COACH

BILL WHITE

FOURTH SEASON/ALEXANDER CITY, ALA./JACKSONVILLE STATE, 2014



Bill White is in his fourth season on the University of Tennessee at Martin baseball staff and second as associate head coach in 2025, working primarily with the Skyhawk pitchers. He was promoted to associate head coach on July 31, 2023.

Last season, UT Martin made the Ohio Valley Conference tournament for the second straight season which marked the first time the Skyhawks had appeared in the postseason in consecutive campaigns. White helped produce four All-OVC honorees with three student-athletes making the second team (third basemen Mac Danford, outfielder Will Smith and relief pitcher Tucker Reed) while Tristan Walton (first team all-conference) became the first UT Martin pitcher to lead the OVC in ERA and make the OVC's All-Tournament team.

In 2023, UT Martin amassed a school-record 14 Ohio Valley Conference wins - tying for the second-highest tally in league play and earning the Skyhawks the No. 3 seed in the OVC Championship tournament. Caleb Hobson became the school's highest Major League Baseball Draft pick (13th round to the Colorado Rockies) while White's pitching staff recorded 12 saves (second-most in school history), punched out 381 batters (fourth in the school's NCAA Division I history) and conceded the fewest home runs (24) of any OVC team in league play.

Amongst UT Martin's 19 school records that were shattered in 2023 was most All-OVC honorees (five) - including left-handed pitcher Zach Wager. The Columbus, Ind. native became the first Skyhawk hurler to pile up Collegiate Baseball Freshman All-American honors and the first UT Martin representative to be named OVC Freshman of the Year. He tallied OVC second team accolades after posting a 2.44 ERA - the best of any Skyhawk with at least 40 innings pitched in the school's NCAA Division I Era (since 1993).

In 2022, UT Martin defeated Alabama for the second straight year, winning by a score of 7-6 on March 1. Rhett Fetner - one of White's pupils going back to their Chattahoochee Valley days - was crowned as OVC Pitcher of the Week on March 14, becoming just the 12th Skyhawk to earn that honor. Fetner was well on his way to a dominant season as his 3.27 ERA was the lowest by any UT Martin hurler with at least seven games started in the last two decades before the right-hander suffered a season-ending injury on April 1.

White came to the Skyhawks from Chattahoochee Valley Community College in Phenix City, Ala. He spent four seasons as an assistant under head coaches Adam Thomas and Hunter Vick, helping the Pirates to a 138-56 overall record with an 81-23 mark (.779 winning percentage) in the Alabama Community College Conference. During White's tenure, CVCC won a pair of ACCC regular season championships (2018, 2021), two ACCC tournament championships (2018, 2019) and advanced to the NJCAA World Series twice - claiming a pair of victories at the 2019 event. Overall, White coached two All-Americans and 13 All-ACCC selections at CVCC.

As the Pirates' pitching coach, White presided over a staff that combined for a 3.35 ERA, 1.29 WHIP, a .228 opponent batting average, a 2.6:1 strikeout-to-walk ratio a 9.61 strikeouts-per-nine-innings average and 33 shutouts in his four years at CVCC. The 2021 CVCC hurlers ranked in the top-two nationally in ERA (2.63, first) and shutouts (11, second) while the 2018 Pirate squad ranked in the top-four in the country in shutouts (15, second) and ERA (2.65, fourth). He mentored 2021 ACCC Pitcher of the Year Jordan Armstrong (11-0, 1.65 ERA in 71 innings) and 2018 All-American Cole Ganopulos (10-0, 1.62 ERA in 89 innings).

Before his stint at CVCC, White spent the 2013 campaign working under head coach Wynn Fletcher at Central Alabama Community College in Alexander City, Ala. The Trojans captured the program's first-ever national championship that season, finishing 43-14 after their victory over Palm Beach State in the NJCAA title game.

White spent nine seasons playing professionally, culminating with 17 MLB relief appearances with the Texas Rangers in 2007-08. He went 2-0 with three holds out of the Ranger bullpen as a rookie in 2007. He was selected in the MLB Draft on two separate occasions, being picked in the third round (99th overall) by the Arizona Diamondbacks in 2000 and in the 33rd round (992nd overall) by the Pittsburgh Pirates in 1997.

As a collegiate pitcher, White starred at Jacksonville State University (2000) and Meridian Community College (1998-99). The southpaw still holds the JSU Division I school record for most strikeouts in a game (16 against Samford on March 17, 2000) and in a season (136) - leading all of Division I baseball with a 16.0 strikeouts-per-nine-innings ratio. He fired the program's first no-hitter of its Division I Era when he accomplished that feat against Alabama A&M on March 12, 2000. As a freshman, he helped MCC to a third-place finish at the 1998 NJCAA World Series.

Hailing from Alexander City, Ala., White graduated from Jacksonville State in 2014 with a degree in liberal studies. He is married to the former Rachael Alexander from Auburn, Ala. and the couple has one son, Alex.





Kenny Dupont enters his first season as an assistant coach at UT Martin after decades of work with the Holmes Community College baseball program.

On the Diamond Dogs coaching staff, Dupont was in charge of pitchers, hitting and recruiting. In his first season, he helped lead the Dogs to their first playoff trip to the NJCAA Region 23 Championship Tournament. In his first four seasons as an assistant coach, the Dogs had a winning campaign and punched their ticket twice to the NJCAA Region 23 Championship Tournament. A total of 20 players went on to play for universities and two were in the Major League Baseball Draft under his mentorship.

As a head coach, the Dogs recorded 17 straight winning seasons and had seven trips to the NJCAA Region 23 Championship Tournament, and seven visits to the MACJC State Championship Tournament. Following the conclusion of the 2001 season, Holmes CC was ranked 20th in the NJCAA national baseball poll boasting a 34-11 record. The next season, the Dogs went 34-15 and were ranked 18th in the final polls of the season. Under Dupont, 133 players went on to play at universities and 27 were drafted or signed to play professional baseball.

In 1996-97, he coached former three-time MLB all-star and 2000 gold medalist Roy Oswalt who's a member of the Houston Astros Hall of Fame after finishing his career as the 2005 NLCS MVP, NL wins leader in 2004 and NL ERA leader in 2006. Oswalt played 13 years in the major leagues with the Astros, Philadelphia Phillies, Texas Rangers and Colorado Rockies.

Before joining Holmes CC, he was an assistant coach at George C. Wallace Junior College in Dothan, Ala. under Sammy Frichter. After that, he was an assistant under Mike Knight at Nicholls State in Thibodaux, La.

Dupont served as a scout for the Baltimore Orioles from 1992-2010 and also conducted tryout camps.

He holds 557 career wins since 2000 with a career record of 557-268. In total, he led the Bulldogs to nine appearances in the MACJC State Tournament and eight appearances in the Region XXIII Tournament.

Dupont is originally from St. Bernard, La. and graduated from Troy State University in 1988. He and his wife Christa have four children, Brita, Dixon, Tyler and Trent.





VOLUNTEER ASSISTANT
BJ MARTIN
FIRST SEASON/NEW ORLEANS, LA./CAPELLA, 2024



BJ Martin enters his first season as a volunteer assistant for UT Martin. He comes to the Skyhawks after serving as an assistant coach at the Xavier University of Louisiana baseball program and was responsible for recruiting while developing position players and managed hitting duties.

Prior to his time at Xavier University of Louisiana, Martin was the head coach for LA-10 12U Travel Baseball Team where he was responsible for recruiting and developing a roster to compete in Perfect Game tournaments. Under his command, the team was the Baseball USA Perfect Game runner-up and GSSA World Series runner-up in 2021.

Martin played collegiate baseball at Central Alabama CC in Alexander City, Ala. where he was a first team all-American, 2013 Alabama Baseball Coaches Association player of the year and national champion.

He is originally from New Orleans, La. and graduated from Capella University in 2024. He has two children, Grayson and Addison.



GRADUATE ASSISTANT
ZAC RICE
FIRST SEASON/FORT MITCHELL, ALA./UT MARTIN, 2024



Zac Rice enters his first season as a graduate assistant for his alma mater. He was a member of the team the past two seasons where UT Martin made school history with back-to-back postseason appearances and finished third in the OVC standings in 2023.

In his playing career, Rice batted .309 with 17 home runs, 120 hits and 51 RBIs. The speedy outfielder stole 28 bases while slugging .534 and held an on-base percentage of .378. He played in 102 games during his time as a Skyhawk and started 101 after transferring from Chipola College, located in Marianna, Fla. He prepped at Russell County High School under coach Tony Rasmus where he was the second ranked outfielder and 12th overall prospect in the state of Alabama by Perfect Game.

He graduated in 2024 with a degree in business and will now be pursuing a master's degree.

2025 UT MARTIN BASEBALL



2025 OUTLOOK



Following the departure of one of the most accomplished groups in University of Tennessee at Martin baseball program history, the Skyhawks have reloaded and have their eyes set on more history in 2025.

UT Martin head coach Ryan Jenkins enters his eighth season with 20 newcomers and 14 returners that will look to build off the past two postseason appearances for the Orange and Blue.

"Everyone is really excited to get going, it's always a fun time of year for college baseball," Jenkins said. "I think this year is a little bit different. Everything we've been doing up to this point has been really good as far as the energy levels and enthusiasm so the guys are firing on all cylinders. It's nice to see us play the way we are right now this time of year."



After 25 players exited from last season, the Skyhawks have sought all around the college baseball ranks to build up not just their talent level but their chemistry as well.

"We had a lot of turnover," Jenkins said. "Most of the guys we've brought in are junior college transfers so they have college baseball experience. We have some older guys and mature guys so for me, I don't feel like we lack a lot of experience. As far as considerable college reps and being in meaningful games at a high level, we're experienced in that regard. It's always a toss-up on how the chemistry is going to be with that many new guys. We have far more returners than new guys but luckily the team chemistry seems to be really good and they've gelled together. The older guys have put their arms around the younger guys and have shown them how we do things."

The Skyhawks will be busy to begin the year, playing 16 games in 17 days to start the season with two four-game sets and one tournament at MTSU. In total, UT Martin will play 28 games against teams that finished with at least a .500 record last spring.

"One of the things about the schedule is we have a lot of baseball early," Jenkins said. "That was intentionally done so we could pile in as many games as we could so we could get reps. Any opportunity we can get on the baseball field is going to be huge for us and we tried to make sure we had good competition and had teams that were going to test us."

The outfield for the Skyhawks will see

a mixture of talent from last season with junior college transfers and young freshmen. Senior Jalen Fithian saw 28 of his 50 games in the outfield and batted .292 with 20 RBI while redshirt sophomore Garner Anderson started six games in left field with 12 RBI in just 46 at-bats. Sophomore Cullen Box also will see playing time following seven games as a true freshman with one start. In terms of newcomers, Arderrius Townsend (2024 NAIA first team All-American at Blue Mountain College), Brody Capps (.388 average at Wallace CC-Dothan), Jordan Hudson (2024 GHSA state champion at Lowndes HS), Gates Gerhart (34 RBI at East Mississippi CC) and Friendship Christian HS product Adam Gordon (ranked as the 39th best outfielder in Tennessee according to Perfect Game) will all compete for playing time.

The infield sees one returner from last season in fourth-year first basemen Blaze Bell, who will see a considerable amount of time in the lineup after belting career-highs in home runs (six) and RBI (40) last season. At second base, Ohio Valley Conference Preseason Player to Watch TJ Grines will take the reins following a year that saw him steal 48 bases and only strike out 14 times at Lurleen B. Wallace CC. USC Sumter transfer JT Popick (17 multi-hit games in 2024) steps into the shortstop position while freshman Cameron Greene (D2-AA All-Region team at Brentwood Academy) and Pearl River CC transfer Jonah Katsaboulas (80 RBI and career .481 slugging clip) will combine for multiple starts across the infield this spring.

UT Martin will have a new backstop

SEASON PREVIEW



JEB BARTLE

in 2025 as Tommy Koch (Pensacola State transfer) is expected to be the Opening Day starter for the Skyhawks. UT Martin also has more talent behind the plate with the likes of Frank Micallef (three starts last season after transferring from Iowa Western CC), Kevin Okins (Memphis transfer) and Houston Clark (second year with the program).

"I can almost guarantee what we start with isn't what we're going to finish with as far as a lineup goes," Jenkins said. "We have to see how the pieces fit and I think this team will have a different dynamic than what we've had in the past. We've had some really good offenses here but we have the luxury of some speed in our lineup. It's been pretty apparent through our scrimmages that we're going to run a lot more than we ever have."

With so many games early in the

season, the Skyhawks have built up multiple arms on their pitching staff. Zach Wager (2023 OVC Freshman of the Year), Brandon King (32 strikeouts in 37.2 innings pitched at East Mississippi CC), Drake Bayles (25 starts in two seasons at East Mississippi CC), Jacob Sitton (4.61 ERA and 10 games with five or more strikeouts at Dyersburg State CC), Jeb Bartle (nine starts against OVC opponents), Quin Long (22nd-best right handed pitcher in the state of Tennessee according to Perfect Game out of Friendship Christian HS) and Quincy Thornton (14 innings pitched and 4.50 ERA at Florence-Darlington Technical College) will all see starting opportunities to begin the campaign. Current sophomore Silas Jones (three appearances, two games started as a freshman) suffered a season-ending injury in the offseason and will miss the year.

Projected to see important roles will be Mason Shropshire (52.2 innings pitched, 4.78 ERA and eight outings of five or more strikeouts at Northwest Mississippi CC), Shawn Perez (second year at UT Martin after transferring from Dyersburg State CC), Aidan Karns (seven appearances for Dyersburg State CC last season), Austin Gast (12 appearances at Jacksonville State last year), J. Henry Hobson (fourth year as a Skyhawk, coming off season ending injury in 2024), Brock Arender (eight games with no earned runs last season), JP Nunn (Pickens County HS all-time leader in saves), Kaleb Baskin (13.2 innings pitched in first season at UT Martin) and Rett Edwards (six appearances for the Skyhawks in 2024).

With a deep pitching staff and multiple players set to start games in the non-conference portion of the schedule, there will be plenty of time to see who needs to fill what role on the team.

"Right now, we have a lot of people in a starting role to cover some innings and make sure our pitch counts are where they need to be going into the season," Jenkins said. "Our bullpen and the way that's going to shape out is something we're going to see in non-conference play. The roles in the bullpen as far as closing roles and guys that can bridge the gap, it takes a special type of mentality to pitch on the backside of a bullpen. That's something we have to test in a real baseball game because it's such a new group that we need to see what they're capable of doing and what suits them."

With so much talent but a smaller roster, health will be the main focus for the 2025 squad.

"We're running with a smaller roster than we have in years past so everyone that's on our roster sheet will be out there and will get an opportunity to play early," Jenkins said. "It's been really good for us to have a smaller roster, especially as coaches we've spent more one-on-one time with each individual. The downfall is you don't have a lot of depth. Fortunately, we have some guys that are athletic enough to move around on the field so I like the way the pieces fit right now. If we can stay healthy then I think we have a really good shot to finish the season in a position that we need to be in."



FLORIDA A&M RATTTLERS



Games 1-4
Away
Feb. 14-16

Location Tallahassee, Fla.
Conference Southwestern Athletic
Stadium Moore-Kittles Field (500)
Head Coach Jamey Shouppe
Alma Mater Florida State, 1985
Career Record (Years) N/A (10)
School Record (Years) Same
2024 Record (Conference) 29-27 (22-8)
All-Time Series First Meeting
Series Streak N/A
UTM vs. FAMU in Tallahassee N/A

SOUTHERN ILLINOIS SALUKIS



Games 5/26
Away/Home
Feb. 18/March 25

Location Carbondale, Ill.
Conference Missouri Valley
Stadium (Capacity) Itchy Jones Stadium (2,000)
Head Coach Lance Rhodes
Alma Mater Southeast Missouri, 2008
Career Record (Years) 159-96 (5)
School Record (Years) Same
2024 Record (Conference) 33-27 (12-15)
All-Time Series SIU leads 36-12
Series Streak UTM W1
UTM vs. SIU in Carbondale/Martin 5-19/7-12

MURRAY STATE RACERS



Games 6-11
Home/Away
Feb. 19/Feb. 25

Location Murray, Ky.
Conference Missouri Valley
Stadium (Capacity) Johnny Reagan Field (800)
Head Coach Dan Skirka
Alma Mater Grand Valley State, 2007
Career Record (Years) 165-135 (6)
School Record (Years) Same
2024 Record (Conference) 37-20 (17-10)
All-Time Series MSU leads 83-37
Series Streak MSU W2
UTM vs. MSU in Martin/Murray 15-31/15-41

AKRON ZIPS



Games 7-10
Home
Feb. 21-23

Location Akron, Ohio
Conference Mid-American
Stadium (Capacity) Skeeles Field (1,500)
Head Coach Bryan Faulds
Alma Mater Western Illinois, 2009
Career Record (Years) 87-82 (3)
School Record (Years) 15-39 (1)
2023 Record (Conference) 15-39 (10-20)
All-Time Series First Meeting
Series Streak N/A
UTM vs. UA in Martin N/A

MIDDLE TENNESSEE BLUE RAIDERS



Game 12
Away
Feb. 28

Location Murfreesboro, Tenn.
Conference Conference USA
Stadium (Capacity) Reese Smith Jr. Field (2,600)
Head Coach Jerry Meyers
Alma Mater Iowa State, 1987
Career Record (Years) 214-223 (7)
School Record (Years) 47-65 (2)
2024 Record (Conference) 20-36 (8-16)
All-Time Series MTSU leads 20-7
Series Streak MTSU W2
UTM vs. MTSU in Murfreesboro 1-8

OLD DOMINION MONARCHS



Game 13
Neutral
March 1

Location Norfolk, Va.
Conference Conference USA
Stadium (Capacity) Bud Metheny Ballpark (2,500)
Head Coach Chris Finwood
Alma Mater VMI, 1988
Career Record (Years) 633-553 (22)
School Record (Years) 391-302 (13)
2024 Record (Conference) 31-26 (15-15)
All-Time Series First Meeting
Series Streak N/A
UTM vs. ODU at Neutral Site N/A

ST. BONAVENTURE BONNIES



Game 14
Neutral
March 2

Location St. Bonaventure, NY
Conference Atlantic 10
Stadium (Capacity) Fred Handler Park (500)
Head Coach Jason Rathbun
Alma Mater Herkimer, 2001
Career Record (Years) 287-164-1 (10)
School Record (Years) 26-71 (2)
2024 Record (Conference) 18-31 (8-16)
All-Time Series First Meeting
Series Streak N/A
UTM vs. SBU at Neutral Site N/A

ALABAMA A&M BULLDOGS



Game 15/30
Away/Home
March 4/Apr. 1

Location Normal, Ala.
Conference Southwestern Athletic
Stadium (Capacity) Bulldog Field (500)
Head Coach Louis Whitlow
Alma Mater Alabama A&M, 2003
Career Record (Years) 0-0 (0)
School Record (Years) Same
2024 Record (Conference) 13-38 (9-20)
All-Time Series UTM leads 9-1
Series Streak UTM W2
UTM vs. AAMU in Normal/Martin 4-1/5-0

SAMFORD BULLDOGS



Games 16-18
Home
March 7-9

Location Birmingham, Ala.
Conference Southern
Stadium (Capacity) Joe Lee Griffin Field (1,000)
Head Coach Tony David
Alma Mater South Alabama, 1995
Career Record (Years) 101-76 (4)
School Record (Years) Same
2024 Record (Conference) 36-22 (14-7)
All-Time Series SAM leads 10-30
Series Streak SAM W6
UTM vs. SAM in Martin 5-10

AUBURN TIGERS



Game 19
Neutral
March 11

Location Auburn, Ala.
Conference Southeastern
Stadium (Capacity) Plainsman Park (4,096)
Head Coach Butch Thompson
Alma Mater Arkansas State, 1982
Career Record (Years) 322-234-1 (10)
School Record (Years) 283-213-1 (9)
2024 Record (Conference) 27-26 (8-22)
All-Time Series AU leads 2-0
Series Streak AU W2
UTM vs. AU at Neutral Site N/A

OPPONENTS

WESTERN KENTUCKY HILLTOPPERS



Games 20-22
Away
March 14-16

Location..... Bowling Green, Ky.
Conference..... Conference USA
Stadium (Capacity)..... Nick Denes Field (1,500)
Head Coach..... Marc Rardin
Alma Mater..... Iowa Wesleyan, 1995
Career Record (Years)..... 1,003-300 (22)
School Record (Years)..... 69-48 (2)
2024 Record (Conference)..... 36-22 (15-9)
All-Time Series..... WKU leads 6-0
Series Streak..... WKU W6
UTM vs. WKU in Bowling Green..... 0-3

LINDENWOOD LIONS



Games 27-29
Away
March 28-30

Location..... Saint Charles, Mo.
Conference..... Ohio Valley
Stadium (Capacity)..... Lou Brock Sports Complex (700)
Head Coach..... PJ Finigan
Alma Mater..... Southern Illinois, 2005
Career Record (Years)..... 16-38 (1)
School Record (Years)..... Same
2024 Record (Conference)..... 16-38 (9-18)
All-Time Series..... Tied 3-3
Series Streak..... LU W2
UTM vs. LU in Saint Charles..... 2-1

BELMONT BRUINS



Game 34/41
Away/Home
April 8/April 22

Location..... Nashville, Tenn.
Conference..... Missouri Valley
Stadium (Capacity)..... ES Rose Park (750)
Head Coach..... Dave Jarvis
Alma Mater..... Arkansas State, 1982
Career Record (Years)..... 1087-862-2 (42)
School Record (Years)..... 763-710-2 (27)
2024 Record (Conference)..... 26-32 (12-15)
All-Time Series..... BU leads 56-31
Series Streak..... BU W3
UTM vs. BU in Nashville/Martin..... 9-28/16-22

MOREHEAD STATE EAGLES



Games 38-40
Home
April 17-19

Location..... Morehead, Ky.
Conference..... Ohio Valley
Stadium (Capacity)..... Allen Field (1,000)
Head Coach..... Chris Rose
Alma Mater..... Mobile
Career Record (Years)..... 0-0 (1st)
School Record (Years)..... Same
2024 Record (Conference)..... 37-24 (17-10)
All-Time Series..... MSU leads 67-24
Series Streak..... UTM W1
UTM vs. MSU in Morehead..... 16-32

NORTH ALABAMA LIONS



Games 45/49
Away/Home
April 29/May 6

Location..... Florence, Ala.
Conference..... Atlantic Sun
Stadium (Capacity)..... Mike D. Lane Field (1,500)
Head Coach..... Jad Prachniak
Alma Mater..... Rhode Island, 2005
Career Record (Years)..... 305-199-2 (7)
School Record (Years)..... 32-72-1 (2)
2024 Record (Conference)..... 18-35-1 (10-19-1)
All-Time Series..... UNA leads 7-4
Series Streak..... UNA W5
UTM vs. UNA in Florence/Martin..... 2-5/0-1

SOUTHEAST MISSOURI REDHAWKS



Games 23-25
Home
March 21-23

Location..... Cape Girardeau, Mo.
Conference..... Ohio Valley
Stadium..... Capaha Field (2,000)
Head Coach..... Andy Sawyers
Alma Mater..... Nebraska, 1998
Career Record (Years)..... 217-196 (8)
School Record (Years)..... Same
2024 Record (Conference)..... 36-27 (18-9)
All-Time Series..... SEMO leads 89-31-1
Series Streak..... SEMO W3
UTM vs. SEMO in Martin..... 15-32

EASTERN ILLINOIS PANTHERS



Games 31-33
Away
April 4-6

Location..... Charleston, Ill.
Conference..... Ohio Valley
Stadium (Capacity)..... Coaches Stadium (500)
Head Coach..... Jason Anderson
Alma Mater..... Illinois, 2012
Career Record (Years)..... 209-238 (9)
School Record (Years)..... Same
2024 Record (Conference)..... 20-33 (13-14)
All-Time Series..... EIU leads 48-32
Series Streak..... EIU W1
UTM vs. EIU in Charleston..... 16-22

WESTERN ILLINOIS LEATHERNECKS



Games 35-37
Home
April 11-13

Location..... Macomb, Ill.
Conference..... Ohio Valley
Stadium (Capacity)..... Alfred D. Boyer Stadium (500)
Head Coach..... Terry Davis
Alma Mater..... St. Catharine, 2003
Career Record (Years)..... 13-37 (1)
School Record (Years)..... Same
2024 Record (Conference)..... 13-37 (8-19)
All-Time Series..... UTM leads 7-3
Series Streak..... WIU W1
UTM vs. WIU in Martin..... 6-0

TENNESSEE TECH GOLDEN EAGLES



Game 42-44
Away
April 25-27

Location..... Cookeville, Tenn.
Conference..... Ohio Valley
Stadium (Capacity)..... Bush Stadium (1,100)
Head Coach..... Matt Bragga
Alma Mater..... Kentucky, 1994
Career Record (Years)..... 577-555-3 (21)
School Record (Years)..... 526-479-2 (18)
2024 Record (Conference)..... 29-26 (13-14)
All-Time Series..... TTU leads 58-37
Series Streak..... UTM W4
UTM vs. TTU in Cookeville..... 7-32

SOUTHERN INDIANA SCREAMING EAGLES



Games 46-48
Home
May 2-4

Location..... Evansville, Ind.
Conference..... Ohio Valley
Stadium (Capacity)..... USI Baseball Field (1,200)
Head Coach..... Chris Ramirez
Alma Mater..... High Point, 2005
Career Record (Years)..... 351-202-1 (11)
School Record (Years)..... 0-0 (1st)
2024 Record (Conference)..... 27-32 (14-13)
All-Time Series..... UTM leads 6-4
Series Streak..... USI W1
UTM vs. USI in Martin..... 4-1



LITTLE ROCK TROJANS



Location.....	Little Rock, Ark.
Conference.....	Ohio Valley
Stadium (Capacity)	Gary Hogan Field (1,000)
Head Coach	Chris Curry
Alma Mater.....	Arkansas Tech, 2018
Career Record (Years)	237-263 (10)
School Record (Years)	Same
2024 Record (Conference)	32-24 (19-8)
All-Time Series.....	LR leads 29-9
Series Streak.....	LR W2
UTM vs. LR in Little Rock.....	3-18

Games 50-52
Away
May 8-11

SIUE COUGARS



Location.....	Edwardsville, Ill.
Conference.....	Ohio Valley
Stadium (Capacity)	Simmons Baseball Complex (1,000)
Head Coach	Sean Lyons
Alma Mater.....	Eastern Illinois, 2009
Career Record (Years)	162-222-1 (8)
School Record (Years)	Same
2024 Record (Conference)	21-34 (12-15)
All-Time Series.....	SIUE leads 27-21
Series Streak.....	UTM W1
UTM vs. SIUE in Martin.....	7-17

Games 54-56
Home
May 15-17

OLE MISS REBELS



Location.....	Oxford, Miss.
Conference.....	Southeastern
Stadium (Capacity)	Swayze Field (11,476)
Head Coach	Mike Bianco
Alma Mater.....	LSU, 1989
Career Record (Years)	1,006-614-1 (25)
School Record (Years)	906-543-1(24)
2024 Record (Conference)	27-29 (11-19)
All-Time Series.....	MISS leads 17-2
Series Streak.....	UTM W1
UTM vs. MISS in Oxford	2-16

Games 53
Away
May 13

OHIO VALLEY CONFERENCE CHAMPIONSHIP



OVC Location	Brentwood, Tenn.
OVC Commissioner.....	Beth DeBauche
OVC Baseball SID	Kyle Schwartz
OVC Baseball SID Email.....	kschwartz@ovc.org
2025 Tournament Location	Marion, Ill.
Stadium (Capacity)	Mtn Dew Ballpark (7,000)
UTM All-Time in OVC Championship.....	3-9
UTM OVC Championship Appearances.....	6
UTM Last OVC Championship Appearance	2024

Games 57-TBA
Neutral
May 21-24



OVC COMPOSITE SCHEDULE

Friday, February 14

Western Illinois at Mississippi Valley State, 11:00 a.m.
Morehead State at Arkansas State, 3:00 p.m.
Le Moyne at Tennessee Tech, 3:00 p.m.
Evansville at Little Rock, 3:00 p.m. (ESPN+)
Western Illinois vs. Alcorn State, 4:00 p.m. (Itta Bena, MS)
UT Martin at Florida A&M, 4:00 p.m.
Southeast Missouri at Memphis, 4:05 p.m.
Lindenwood at Southeastern Louisiana, 6:00 p.m.
Southern Indiana at Alabama State, 6:00 p.m.
Eastern Illinois at ULM, 6:00 p.m.
SIUE at South Alabama, 6:30 p.m.

Saturday, February 15

SIUE vs. Eastern Kentucky, 1:00 p.m. (Mobile, AL)
Le Moyne at Tennessee Tech (2), 1:00 p.m.
Southern Indiana at Alabama State (2), 1:00 p.m.
UT Martin at Florida A&M (2), 1:00 p.m.
Eastern Illinois at ULM, 2:00 p.m.
Morehead State at Arkansas State, 3:00 p.m.
Lindenwood at Southeastern Louisiana, 2:00 p.m.
Evansville at Little Rock, 2:00 p.m. (ESPN+)
Southeast Missouri at Memphis, 2:05 p.m.
Western Illinois at Mississippi Valley State, 3:30 p.m.

Sunday, February 16

SIUE vs. Kent State, 11:00 a.m. (Mobile, AL)
Western Illinois vs. Alcorn State, 12:00 p.m. (Itta Bena, MS)
Morehead State at Arkansas State, 1:00 p.m.
Eastern Illinois at ULM, 1:00 p.m.
Le Moyne at Tennessee Tech, 1:00 p.m.
UT Martin at Florida A&M, 1:00 p.m.
Southern Indiana at Alabama State, 1:00 p.m.
Lindenwood at Southeastern Louisiana, 1:00 p.m.
Evansville at Little Rock, 1:00 p.m. (ESPN+)
Southeast Missouri at Memphis, 1:05 p.m.

Tuesday, February 18

Belmont at Tennessee Tech, 3:00 p.m.
Morehead State at Kentucky, 3:00 p.m.
Illinois State at SIUE, 3:00 p.m.
UT Martin at Southern Illinois, 3:00 p.m.
Little Rock at Memphis, 4:00 p.m.
Western Kentucky at Southern Indiana, 4:00 p.m.

Wednesday, February 19

Southeast Missouri at Austin Peay, 2:00 p.m.
Murray State at UT Martin, 3:00 p.m.

Friday, February 21

St. Bonaventure at Morehead State, 12:00 p.m.
Southern Illinois at Tennessee Tech, 3:00 p.m.
Northern Illinois at Southeast Missouri, 3:00 p.m.
Eastern Illinois at Arkansas State, 3:00 p.m.
Akron at UT Martin, 3:00 p.m.
Lindenwood at Mississippi Valley State, 4:00 p.m.
SIUE at Dallas Baptist, 6:00 p.m.
Southern Indiana at Evansville, 6:00 p.m.
Little Rock at Nicholls, 6:30 p.m.
Western Illinois at New Mexico State, 7:00 p.m.

Saturday, February 22

St. Bonaventure at Morehead State (2), 11:00 a.m.
Lindenwood at Mississippi Valley State (2), 12:00 p.m.
Akron at UT Martin (2), 12:00 p.m.
Northern Illinois at Southeast Missouri (2), 12:00 p.m.
Southern Illinois at Tennessee Tech, 2:00 p.m.
SIUE at Dallas Baptist, 3:00 p.m.
Southern Indiana at Evansville, 3:00 p.m.
Eastern Illinois at Arkansas State, 3:00 p.m.
Western Illinois at New Mexico State, 5:00 p.m.
Little Rock at Nicholls, TBA

Sunday, February 23

St. Bonaventure at Morehead State, 11:00 a.m.
Little Rock at Nicholls, 11:00 a.m.
Western Illinois at New Mexico State, 12:00 p.m.
Lindenwood at Mississippi Valley State, 12:00 p.m.
Akron at UT Martin, 1:00 p.m.
Northern Illinois at Southeast Missouri, 1:00 p.m.
Southern Illinois at Tennessee Tech, 1:00 p.m.
SIUE at Dallas Baptist, 1:00 p.m.
Southern Indiana at Evansville, 1:00 p.m.
Eastern Illinois at Arkansas State, 1:00 p.m.

Monday, February 24

Little Rock at ULM, 4:00 p.m.

Tuesday, February 25

Lindenwood at Missouri, 3:00 p.m.
Saint Louis at SIUE, 3:00 p.m.

UT Martin at Murray State, 3:00 p.m.
Tennessee Tech at Vanderbilt, 4:30 p.m.

Wednesday, February 26

Memphis at Little Rock, 3:00 p.m. (ESPN+)
Southeast Missouri at Arkansas State, 3:00 p.m.
Saint Louis at Southern Indiana, 4:00 p.m.

Friday, February 28

Southern Indiana vs. Bowling Green, 12:00 p.m. (Carbondale, IL)
Quinnipiac at Morehead State, 12:00 p.m.
UT Martin at Middle Tennessee, 12:00 p.m.
Northern Illinois at SIUE, 3:00 p.m.
UIC at Tennessee Tech, 3:00 p.m.
Illinois State at Lindenwood, 3:00 p.m.
Murray State at Little Rock, 3:00 p.m. (ESPN+)
Purdue Fort Wayne at Southeast Missouri, 3:00 p.m.
Southern Indiana at Southern Illinois, 4:00 p.m.
Eastern Illinois at Austin Peay, 4:00 p.m.
Western Illinois at Alabama State, 6:00 p.m.

Saturday, March 1

Quinnipiac at Morehead State, 12:00 p.m.
UT Martin vs. Old Dominion, 12:00 p.m. (Murfreesboro, TN)
Northern Illinois at SIUE (2), 12:00 p.m.
Purdue Fort Wayne at Southeast Missouri (2), 12:00 p.m.
Eastern Illinois at Austin Peay, 1:00 p.m.
Illinois State at Lindenwood, 1:00 p.m.
UIC at Tennessee Tech, 2:00 p.m.
Murray State at Little Rock, 2:00 p.m. (ESPN+)
Western Illinois at Alabama State, 6:00 p.m.

Sunday, March 2

Quinnipiac at Morehead State, 11:00 a.m.
Northern Illinois at SIUE, 1:00 p.m.
Purdue Fort Wayne at Southeast Missouri, 1:00 p.m.
Illinois State at Lindenwood, 1:00 p.m.
UIC at Tennessee Tech, 1:00 p.m.
Murray State at Little Rock, 1:00 p.m. (ESPN+)
Western Illinois at Alabama State, 1:00 p.m.
Eastern Illinois at Austin Peay, 1:00 p.m.
UT Martin vs. St. Bonaventure, 4:00 p.m. (Murfreesboro, TN)

Tuesday, March 4

UT Martin at Alabama A&M, 1:00 p.m.
Northwest Missouri State at Western Illinois, 1:00 p.m.
Little Rock at Arkansas State, 2:00 p.m.
Morehead State at Louisville, 2:00 p.m.
WKU at Tennessee Tech, 3:00 p.m.
Southeast Missouri at Missouri, 6:00 p.m.
SIUE at Southern Illinois, 6:00 p.m.
Eastern Illinois at Illinois, 6:00 p.m.

Wednesday, March 5

Simpson College at Western Illinois, 1:30 p.m.
Southern Indiana at Saint Louis, 3:00 p.m.
Tennessee Tech at Belmont, 4:00 p.m.

Friday, March 7

Butler at Lindenwood, 1:00 p.m.
Eastern Illinois at Northern Kentucky, 2:00 p.m.
Purdue Fort Wayne at Tennessee Tech, 3:00 p.m.
Belmont at Little Rock, 3:00 p.m.
Indiana State at Southeast Missouri, 3:00 p.m.
SIUE at Omaha, 3:00 p.m.
Samford at UT Martin, 3:00 p.m.
Morehead State at South Carolina, 6:00 p.m.
Southern Indiana at Oral Roberts, 6:00 p.m.
Western Illinois at Murray State, TBA

Saturday, March 8

Butler at Lindenwood, 1:00 p.m.
SIUE at Omaha, 1:00 p.m.
Eastern Illinois at Northern Kentucky, 1:00 p.m.
Purdue Fort Wayne at Tennessee Tech, 2:00 p.m.
Belmont at Little Rock, 2:00 p.m.
Indiana State at Southeast Missouri, 2:00 p.m.
Southern Indiana at Oral Roberts, 2:00 p.m.
Samford at UT Martin, 3:00 p.m.
Morehead State at South Carolina, 3:00 p.m.
Western Illinois at Murray State, TBA

Sunday, March 9

Morehead State at South Carolina, 12:30 p.m.
SIUE at Omaha, 1:00 p.m.
Butler at Lindenwood, 1:00 p.m.
Purdue Fort Wayne at Tennessee Tech, 1:00 p.m.
Belmont at Little Rock, 1:00 p.m.
Indiana State at Southeast Missouri, 1:00 p.m.
Southern Indiana at Oral Roberts, 1:00 p.m.
Samford at UT Martin, 1:00 p.m.



Eastern Illinois at Northern Kentucky, 1:00 p.m.
Western Illinois at Murray State, TBA

Tuesday, March 11

Eastern Illinois at Bellarmine, 1:00 p.m.
Ohio at Morehead State, 2:00 p.m.
Evansville at Southeast Missouri, 3:00 p.m.
Lindenwood at Murray State, 5:00 p.m.
Austin Peay at Southern Indiana, 5:00 p.m.
UT Martin vs. Auburn, 6:00 p.m. (Madison, AL)
Western Illinois at Illinois, 6:00 p.m.
Little Rock at Arkansas-Pine Bluff, TBA

Wednesday, March 12

Southern Indiana at Bellarmine, 1:00 p.m.
Arkansas-Pine Bluff at Little Rock, 3:00 p.m. (ESPN+)
Evansville at SIUE, 4:00 p.m.
Lindenwood at Murray State, TBA

Thursday, March 13

Illinois State at Western Illinois, 2:00 p.m.

Friday, March 14

Illinois State at Western Illinois, 2:00 p.m.
Eastern Illinois at Western Carolina, 3:00 p.m.
SIUE at Missouri State, 4:00 p.m.
Tennessee Tech at Mercer, 5:00 p.m.
UT Martin at Western Kentucky, 6:00 p.m.
Morehead State at Southern Illinois, 6:00 p.m.
Lindenwood at Memphis, 6:00 p.m.
Little Rock at UT Arlington, 6:00 p.m.
Southeast Missouri at Jacksonville State, 6:00 p.m.
Murray State at Southern Indiana, 6:00 p.m.

Saturday, March 15

Tennessee Tech at Mercer, 1:00 p.m.
Eastern Illinois at Western Carolina, 1:00 p.m.
SIUE at Missouri State, 2:00 p.m.
Lindenwood at Memphis, 2:00 p.m.
Little Rock at UT Arlington, 2:00 p.m.
Morehead State at Southern Illinois, 2:00 p.m.
Western Illinois at Illinois State, 3:00 p.m.
Murray State at Southern Indiana, 3:00 p.m.
UT Martin at Western Kentucky, 4:00 p.m.
Southeast Missouri at Jacksonville State, 6:00 p.m.

Sunday, March 16

Tennessee Tech at Mercer, 12:00 p.m.
Eastern Illinois at Western Carolina, 12:00 p.m.
SIUE at Missouri State, 1:00 p.m.
Lindenwood at Memphis, 1:00 p.m.
Little Rock at UT Arlington, 1:00 p.m.
Morehead State at Southern Illinois, 1:00 p.m.
Southeast Missouri at Jacksonville State, 1:00 p.m.
Murray State at Southern Indiana, 1:00 p.m.
UT Martin at Western Kentucky, 1:00 p.m.
Western Illinois at Illinois State, 1:00 p.m.

Tuesday, March 18

Morehead State at Bellarmine, 1:00 p.m.
Central Arkansas at Little Rock, 3:00 p.m. (ESPN+)
Southeast Missouri at Middle Tennessee, 4:00 p.m.
SIUE at Illinois State, 5:00 p.m.
Austin Peay at Tennessee Tech, 6:00 p.m.
Western Illinois at Southern Illinois, 6:00 p.m.
Eastern Illinois at Arkansas-Pine Bluff, TBA

Wednesday, March 19

Southern Indiana at Austin Peay, 6:00 p.m.
Eastern Illinois at Arkansas-Pine Bluff, TBA

Friday, March 21

*Southern Indiana at Western Illinois, 2:00 p.m.
*Lindenwood at Eastern Illinois, 3:00 p.m.
*Morehead State at SIUE, 4:00 p.m.
*Southeast Missouri at UT Martin, 5:00 p.m.
*Tennessee Tech at Little Rock, 6:00 p.m. (ESPN+)

Saturday, March 22

*Southern Indiana at Western Illinois, 1:00 p.m.
*Lindenwood at Eastern Illinois, 1:00 p.m.
*Morehead State at SIUE, 1:00 p.m.
*Southeast Missouri at UT Martin, 3:00 p.m.
*Tennessee Tech at Little Rock, 4:00 p.m. (ESPN+)

Sunday, March 23

*Southern Indiana at Western Illinois, 1:00 p.m.
*Tennessee Tech at Little Rock, 1:00 p.m. (ESPN+)
*Lindenwood at Eastern Illinois, 1:00 p.m.
*Morehead State at SIUE, 1:00 p.m.
*Southeast Missouri at UT Martin, 1:00 p.m.

Tuesday, March 25

Northern Illinois at Eastern Illinois, 3:00 p.m.
Southern Indiana at Ball State, 3:00 p.m.
Middle Tennessee at Southeast Missouri, 4:00 p.m. (ESPN+)
Bradley at Lindenwood, 5:00 p.m.
Southern Illinois at UT Martin, 5:00 p.m.
Tennessee Tech at Austin Peay, 6:00 p.m.

Wednesday, March 26

ULM at Little Rock, 6:00 p.m.

Friday, March 28

*UT Martin at Lindenwood, 3:00 p.m.
*Eastern Illinois at Morehead State, 5:00 p.m.
*SIUE at Tennessee Tech, 6:00 p.m.
*Little Rock at Southern Indiana, 6:00 p.m.
*Western Illinois at Southeast Missouri, 6:00 p.m. (ESPN+)

Saturday, March 29

*UT Martin at Lindenwood, 1:00 p.m.
*Eastern Illinois at Morehead State, 1:00 p.m.
*SIUE at Tennessee Tech, 2:00 p.m.
*Western Illinois at Southeast Missouri, 2:00 p.m. (ESPN+)
*Little Rock at Southern Indiana, 3:00 p.m.

Sunday, March 30

*Eastern Illinois at Morehead State, 12:00 p.m.
*UT Martin at Lindenwood, 1:00 p.m.
*SIUE at Tennessee Tech, 1:00 p.m.
*Little Rock at Southern Indiana, 1:00 p.m.
*Western Illinois at Southeast Missouri, 1:00 p.m. (ESPN+)

Tuesday, April 1

Butler at Eastern Illinois, 3:00 p.m.
Alabama A&M at UT Martin, 3:00 p.m.
Southern Illinois at Lindenwood, 3:00 p.m.
Morehead State at Ohio, 5:00 p.m.
Northern Kentucky at Southern Indiana, 5:00 p.m.
Tennessee Tech at Tennessee, 5:00 p.m.
Southeast Missouri at Evansville, 6:00 p.m.
Indiana State at SIUE, 6:00 p.m.
Western Illinois at Saint Louis, 6:00 p.m.

Wednesday, April 2

IU Southeast at Eastern Illinois, 3:00 p.m.

Friday, April 4

*Tennessee Tech at Western Illinois, 2:00 p.m.
*UT Martin at Eastern Illinois, 3:00 p.m.
*Lindenwood at Little Rock, 6:00 p.m. (ESPN+)
*Morehead State at Southern Indiana, 6:00 p.m.
*Southeast Missouri at SIUE, 6:00 p.m.

Saturday, April 5

*Tennessee Tech at Western Illinois, 1:00 p.m.
*UT Martin at Eastern Illinois, 1:00 p.m.
*Southeast Missouri at SIUE, 2:00 p.m.
*Morehead State at Southern Indiana, 3:00 p.m.
*Lindenwood at Little Rock, 4:00 p.m. (ESPN+)

Sunday, April 6

*Tennessee Tech at Western Illinois, 1:00 p.m.
*UT Martin at Eastern Illinois, 1:00 p.m.
*Lindenwood at Little Rock, 1:00 p.m. (ESPN+)
*Morehead State at Southern Indiana, 1:00 p.m.
*Southeast Missouri at SIUE, 1:00 p.m.

Tuesday, April 8

Eastern Illinois at Northern Illinois, 2:00 p.m.
UT Martin at Belmont, 4:00 p.m.
Southern Indiana at Western Kentucky, 5:00 p.m.
Lipscomb at Tennessee Tech, 6:00 p.m.
Lindenwood at Bradley, 6:00 p.m.
Little Rock at Central Arkansas, 6:00 p.m.
Southeast Missouri at Southern Illinois, 6:00 p.m.
Missouri at SIUE, 6:00 p.m.

Wednesday, April 9

Morehead State at Eastern Kentucky, 5:00 p.m.
Western Illinois at Bradley, 6:00 p.m.

Friday, April 11

*SIUE at Lindenwood, 5:00 p.m.
*Little Rock at Morehead State, 5:00 p.m.
*Western Illinois at UT Martin, 5:00 p.m.
*Southern Indiana at Tennessee Tech, 6:00 p.m.
*Eastern Illinois at Southeast Missouri, 6:00 p.m.

Saturday, April 12

*SIUE at Lindenwood, 1:00 p.m.
*Little Rock at Morehead State, 1:00 p.m.

OVC COMPOSITE SCHEDULE

*Southern Indiana at Tennessee Tech, 2:00 p.m.
 *Eastern Illinois at Southeast Missouri, 2:00 p.m.
 *Western Illinois at UT Martin, 3:00 p.m.

Sunday, April 13

*Little Rock at Morehead State, 12:00 p.m.
 *SIUE at Lindenwood, 1:00 p.m.
 *Southern Indiana at Tennessee Tech, 1:00 p.m.
 *Eastern Illinois at Southeast Missouri, 1:00 p.m.
 *Western Illinois at UT Martin, 1:00 p.m.

Tuesday, April 15

Little Rock at Ole Miss, 11:00 a.m.
 Southern Indiana at Northern Kentucky, 2:00 p.m.
 Saint Ambrose at Western Illinois, 2:00 p.m.
 Saint Xavier (Ill.) at Eastern Illinois, 3:00 p.m.
 Lindenwood at Saint Louis, 5:00 p.m.
 Southeast Missouri at Murray State, 5:00 p.m.
 Morehead State at Austin Peay, 6:00 p.m.
 SIUE at Illinois, 6:00 p.m.

Thursday, April 17

*Tennessee Tech at Eastern Illinois, 3:00 p.m.
 *Morehead State at UT Martin, 5:00 p.m.
 *Western Illinois at Little Rock, 6:00 p.m.
 *Lindenwood at Southeast Missouri, 6:00 p.m. (ESPN+)
 *Southern Indiana at SIUE, 6:00 p.m.

Friday, April 18

*Tennessee Tech at Eastern Illinois, 1:00 p.m.
 *Morehead State at UT Martin, 3:00 p.m.
 *Western Illinois at Little Rock, 6:00 p.m.
 *Lindenwood at Southeast Missouri, 6:00 p.m. (ESPN+)
 *Southern Indiana at SIUE, 6:00 p.m.

Saturday, April 19

*Tennessee Tech at Eastern Illinois, 1:00 p.m.
 *Western Illinois at Little Rock, 1:00 p.m.
 *Southern Indiana at SIUE, 1:00 p.m.
 *Morehead State at UT Martin, 1:00 p.m.
 *Lindenwood at Southeast Missouri, 2:00 p.m. (ESPN+)

Tuesday, April 22

Eastern Illinois at Butler, 3:00 p.m.
 UMSL at Lindenwood, 5:00 p.m.
 Belmont at UT Martin, 5:00 p.m.
 Morehead State at Marshall, 5:00 p.m.
 USC Upstate at Tennessee Tech, 6:00 p.m.
 Southern Illinois at Southeast Missouri, 6:00 p.m. (ESPN+)
 SIUE at Bradley, 6:00 p.m.
 Western Illinois at Iowa, 6:05 p.m.
 Little Rock at Arkansas, 6:30 p.m.

Wednesday, April 23

USC Upstate at Tennessee Tech, 3:00 p.m.
 Illinois Wesleyan at Eastern Illinois, 3:00 p.m.
 Little Rock at Arkansas, 4:00 p.m.
 Marshall at Morehead State, 5:00 p.m.
 Rockhurst at Lindenwood, 5:00 p.m.
 Bellarmine at Southern Indiana, 6:00 p.m.

Friday, April 25

*Lindenwood at Western Illinois, 2:00 p.m.
 *Southeast Missouri at Morehead State, 5:00 p.m.
 *UT Martin at Tennessee Tech, 6:00 p.m.
 *SIUE at Little Rock, 6:00 p.m. (ESPN+)
 *Eastern Illinois at Southern Indiana, 6:00 p.m.

Saturday, April 26

*Lindenwood at Western Illinois, 1:00 p.m.
 *Southeast Missouri at Morehead State, 1:00 p.m.
 *UT Martin at Tennessee Tech, 2:00 p.m.
 *Eastern Illinois at Southern Indiana, 3:00 p.m.
 *SIUE at Little Rock, 4:00 p.m. (ESPN+)

Sunday, April 27

*Southeast Missouri at Morehead State, 12:00 p.m.
 *UT Martin at Tennessee Tech, 1:00 p.m.
 *SIUE at Little Rock, 1:00 p.m. (ESPN+)
 *Eastern Illinois at Southern Indiana, 1:00 p.m.
 *Lindenwood at Western Illinois, 1:00 p.m.

Tuesday, April 29

UT Martin at North Alabama, 5:00 p.m.
 Tennessee Tech at Lipscomb, 6:00 p.m.
 Lindenwood at Southern Illinois, 6:00 p.m.
 Arkansas State at Little Rock, 6:00 p.m.
 Murray State at Southeast Missouri, 6:00 p.m.
 SIUE at Saint Louis, 6:00 p.m.

Wednesday, April 30

Bradley at Western Illinois, 3:00 p.m.
 Southern Indiana at Illinois State, 5:00 p.m.

Friday, May 2

*Little Rock at Eastern Illinois, 3:00 p.m.
 *Morehead State at Lindenwood, 5:00 p.m.
 *Southern Indiana at UT Martin, 5:00 p.m.
 *Tennessee Tech at Southeast Missouri, 6:00 p.m. (ESPN+)
 *Western Illinois at SIUE, 6:00 p.m.

Saturday, May 3

*Little Rock at Eastern Illinois, 1:00 p.m.
 *Morehead State at Lindenwood, 1:00 p.m.
 *Tennessee Tech at Southeast Missouri, 2:00 p.m. (ESPN+)
 *Western Illinois at SIUE, 2:00 p.m.
 *Southern Indiana at UT Martin, 3:00 p.m.

Sunday, May 4

*Little Rock at Eastern Illinois, 1:00 p.m.
 *Morehead State at Lindenwood, 1:00 p.m.
 *Tennessee Tech at Southeast Missouri, 1:00 p.m. (ESPN+)
 *Western Illinois at SIUE, 1:00 p.m.
 *Southern Indiana at UT Martin, 1:00 p.m.

Tuesday, May 6

Saint Louis at Lindenwood, 5:00 p.m.
 Austin Peay at Morehead State, 5:00 p.m.
 North Alabama at Southern Indiana, 5:00 p.m.
 Central Arkansas at Little Rock, 6:00 p.m. (ESPN+)
 Evansville at Southern Indiana, 6:00 p.m.

Wednesday, May 7

Bellarmine at Morehead State, 5:00 p.m.

Friday, May 9

*Morehead State at Western Illinois, 2:00 p.m.
 *Lindenwood at Tennessee Tech, 6:00 p.m.
 *UT Martin at Little Rock, 6:00 p.m. (ESPN+)
 *Eastern Illinois at SIUE, 6:00 p.m.
 *Southeast Missouri at Southern Indiana, 6:00 p.m.

Saturday, May 10

*Morehead State at Western Illinois, 1:00 p.m.
 *Lindenwood at Tennessee Tech, 2:00 p.m.
 *Eastern Illinois at SIUE, 2:00 p.m.
 *Southeast Missouri at Southern Indiana, 3:00 p.m.
 *UT Martin at Little Rock, 4:00 p.m. (ESPN+)

Sunday, May 11

*Lindenwood at Tennessee Tech, 1:00 p.m.
 *UT Martin at Little Rock, 1:00 p.m. (ESPN+)
 *Eastern Illinois at SIUE, 1:00 p.m.
 *Southeast Missouri at Southern Indiana, 1:00 p.m.
 *Morehead State at Western Illinois, 1:00 p.m.

Tuesday, May 13

Saint Louis at Western Illinois, 2:00 p.m.
 Eastern Illinois at Illinois State, 5:00 p.m.
 Middle Tennessee at Tennessee Tech, 6:00 p.m.
 Southern Illinois at SIUE, 6:00 p.m.
 UT Martin at Ole Miss, 6:30 p.m.

Thursday, May 15

*Western Illinois at Eastern Illinois, 2:00 p.m.
 *Tennessee Tech at Morehead State, 5:00 p.m.
 *Southern Indiana at Lindenwood, 5:00 p.m.
 *SIUE at UT Martin, 5:00 p.m.
 *Little Rock at Southeast Missouri, 6:00 p.m. (ESPN+)

Friday, May 16

*Western Illinois at Eastern Illinois, 1:00 p.m.
 *Tennessee Tech at Morehead State, 1:00 p.m.
 *SIUE at UT Martin, 3:00 p.m.
 *Southern Indiana at Lindenwood, 5:00 p.m.
 *Little Rock at Southeast Missouri, 6:00 p.m. (ESPN+)

Saturday, May 17

*Tennessee Tech at Morehead State, 12:00 p.m.
 *Western Illinois at Eastern Illinois, 1:00 p.m.
 *Southern Indiana at Lindenwood, 1:00 p.m.
 *SIUE at UT Martin, 1:00 p.m.
 *Little Rock at Southeast Missouri, 2:00 p.m. (ESPN+)

Wednesday, May 21 – Saturday, May 24

2025 Ohio Valley Conference Baseball Championship
 Marion, Illinois

All Times Central

* Indicates OVC Matchup



2024-25 School Directory

Eastern Illinois University

Location: Charleston, Ill.
Enrollment: 8,630
Member Since: 1996

Lindenwood University

Location: St. Charles, Mo.
Enrollment: 7,003
Member Since: 2022

Morehead State University

Location: Morehead Ky.
Enrollment: 9,561
Member Since: 1948

Southeast Missouri State University

Location: Cape Girardeau, Mo.
Enrollment: 11,502
Member Since: 1991

Southern Illinois University Edwardsville

Location: Edwardsville, Ill.
Enrollment: 12,860
Member Since: 2008

Tennessee State University

Location: Nashville, Tenn.
Enrollment: 7,774
Member Since: 1986

Tennessee Technological University

Location: Cookeville, Tenn.
Enrollment: 10,177
Member Since: 1949

University of Arkansas at Little Rock

Location: Little Rock, Ark.
Enrollment: 8,063
Member Since: 2022

University of Southern Indiana

Location: Evansville, Ind.
Enrollment: 9,758
Member Since: 2022

University of Tennessee at Martin

Location: Martin, Tenn.
Enrollment: 6,873
Member Since: 1992

Western Illinois University

Location: Macomb, Ill.
Enrollment: 7,490
Member Since: 2023



BETH DeBAUCHE
OVC COMMISSIONER

After celebrating its 75th anniversary a two years ago, the Ohio Valley Conference continues to build on the success that has made it the nation's eighth-oldest NCAA Division I conference as it enters 2024-25.

This past year the Conference welcomed in Western Illinois to give the league 11 full time members. The OVC has had just 25 full-time members in its now 77-year history.

In addition to new members, the OVC will also have a new sport in 2023-24 as the league will begin sponsoring its 19th championship sport in men's soccer. Eastern Illinois, Lindenwood, SIUE, Southern Indiana and Western Illinois will be joined by affiliate members Chicago State, Houston Christian (HCU), Incarnate Word (UIW) and Liberty in the sport.

Beth DeBauche, who was named one of nine voting members of the new NCAA Board of Governors in June 2022, was named the seventh full-time Commissioner in league history on July 28, 2009. The last three commissioners of the OVC have moved onto jobs as the commissioner of the Big Ten, Big 12 and the Mid-American Conferences.

The OVC's proud history dates back to 1948, but seeds for the new league were actually planted in 1941. It was then that Roy Stewart, the athletics director at Murray State, Charles "Turkey" Hughes, the athletics director at Eastern Kentucky, and Kelly Thompson, the public relations director at Western Kentucky, first broached the idea of forming a new conference. Discussions were put on hold by World War II, but reemerged February 27-28, 1948 at the Kentucky Hotel in Louisville as the three original institutions combined with Morehead State, Louisville and Evansville to form the OVC.

In the 1950s, the OVC became a pioneer on a much more significant scale socially. During times of racial segregation, league member Morehead State became one of the first non-traditionally black mid-southern institutions to accept a black student. In 1958 Marshall Banks earned athletically-related aid at Morehead, which signed a second black athlete, Howard Murphy, a year later. In 1961 Murphy earned all-conference recognition as a halfback in football. With racial barriers broken, the rest of the institutions in the league began to provide educational and athletic opportunities to African-Americans.

After Title IX legislation passed in 1972, women's athletics began a rebirth on the national scene as the NCAA began sponsoring and marketing women's sports. Recognizing the need to provide increased opportunities for female athletes, the OVC began formulating plans for women's athletics in 1975 and established women's championships in the sports of basketball, tennis and track in 1977, with cross country and volleyball added over the next four years. Those sports were initially governed by the Association of Intercollegiate Athletics for Women (IAIW), but the overall strength of women's programs in the league was demonstrated by the automatic bids the OVC instantly received when the NCAA became the governing body in 1982. The conference added women's golf and softball in 1994, women's soccer in 1998 and beach volleyball in 2020.

Over its 77 years, OVC teams have garnered national championships and bowl games in football, along with national team or individual titles in the sports of rifle, cross country, track and golf.

The OVC has also produced several Olympic athletes, including Pat Spurgin from Murray State, who won the first-ever Olympic gold medal awarded in women's air rifle at the Olympic Games Los Angeles 1984, Murray State's Morgan Hicks, who was a member of the 2004 United States Olympic Rifle Team and Morehead State's Brian Shimer who competed in five Winter Olympics in bobsled (winning a bronze medal in 2002) and coached the 2010 United States bobsled team to its first gold medal since 1948. Former Morehead State football and Eastern Kentucky track and field athlete Dallas Robinson competed with the U.S. bobsled team during the 2014 Sochi Winter Olympics. In addition, some of the greatest players in professional sports were educated at OVC institutions. The list includes former greats such as football's Phil Simms (Morehead State) and Tony Romo (Eastern Illinois), basketball's Clem Haskins (Western Kentucky) and Kenneth Faried (Morehead State) and two-sport star Steve Hamilton (Morehead State) to present-day standouts like basketball players Ja Morant (Murray State), Robert Covington (Tennessee State) and Chelsey Perry (UT Martin), football player Jimmy Garoppolo (Eastern Illinois) and baseball player Alec Mills (UT Martin), who threw a no-hitter for the Chicago Cubs in 2020. Hamilton is the only athlete to ever play in the NCAA Basketball Championship, a Major League Baseball World Series (New York Yankees) and an NBA Championship Series (Los Angeles Lakers).

The league's baseball presence has continued to evolve since its inception. The OVC baseball tournament moved to a neutral site for the first time in 2001 with Paducah, Kentucky and Brooks Stadium hosting the tournament in front of raucous crowds. The success of the tournament led to Jackson, Tennessee and The Ballpark at Jackson - hosting the event for the first time in 2010. The championship moved to Choccolocco Park in Oxford, Alabama for two years (2017-18) before agreeing to a stay at Rent One Park in Marion, Illinois in 2019 and returning to Jackson in 2021. In 2022 the event was held at Wild Health Field in Lexington, Kentucky for the first time. The championship returned to Marion in 2023.

The OVC also has made a statement in the NCAA Baseball Championship in recent years, with its teams involved in several memorable contests in the last decade. Tennessee Tech surprised Wake Forest in the opening round of the 2001 tournament and Southeast Missouri stunned host Alabama in the opening round of the 2002 championship. Five years later, Austin Peay captured the collegiate baseball world's attention by taking Vanderbilt, the 2007 No. 1 overall seed, to extra innings. Eastern Illinois pushed host Nebraska to the limit in 2008 followed by Tennessee Tech's memorable contest against host Clemson in 2009.

After not making the OVC Tournament field in either 2009 or 2010, Austin Peay, who was picked to finish seventh in the 2011 preseason poll, won the regular season and tournament championships to garner its fourth NCAA Tournament appearance. In the first game of NCAA Regional play the Govs knocked off host and No. 1 seed Georgia Tech 2-1.

In 2012 Austin Peay completed a "repeat squared" (back-to-back regular season and tournament championships) for the first-time in OVC history. The Govs would go on to top Indiana State and Cal State Fullerton at the Eugene Regional, before falling to host Oregon in the regional final. It marked the first time since the 2000 season (Middle Tennessee) that an OVC team had won multiple NCAA Tournaments games in the same season.

Austin Peay completed a "3-Peayt" by winning its third-straight OVC Tournament crown in 2013. Along the way the Govs garnered the first nationally-ranking by an OVC team since 2009 (climbing to as high as 21st nationally) and tied the OVC single-season record with 47 victories. The Govs earned the No. 2 seed in the NCAA Bloomington Regional, becoming the first OVC team in the current regional format (since 1999) to earn anything other than a No. 4 seed. The squad topped Florida and Valparaiso to advance to the regional final for the second-straight season before losing to host Indiana. Govs senior closer Tyler Rogers was a big part of his team's success

OHIO VALLEY CONFERENCE

during the year, setting the NCAA single-season record for saves (23 – a mark that was later eclipsed during the College World Series).

In 2016 six OVC teams reached the 30-win plateau for the first time in league history; the previous single-season high had been four teams.

In 2017 the league could have been named the “Offensive Valley Conference” as teams combined for 753 home runs during the season, the most in league history. That was highlighted by a record 50 combined home runs being hit in 13 games at the OVC Tournament. Included in that was Morehead State sophomore Niko Hulsizer who hit his 27th home run of the season, establishing a new OVC single-season record.

In 2018 Tennessee Tech had a 28-game winning streak in becoming a consensus nationally-ranked team across the six major Division I polls (reaching as high as No. 10, an all-time high rank by an OVC team). The Golden Eagles won a record 27 OVC games after losing in the OVC Tournament Championship game, became the first OVC team to earn an at-large berth into the NCAA Baseball Championship. Tech would go on to win three-straight elimination games in the Oxford Regional (including back-to-back games on the same day against host and No. 4 national seed Ole Miss) to become the first OVC team to reach the Super Regionals. The Golden Eagles would win game one against Texas before eventually losing two-straight to the Longhorns. Tennessee Tech finished the season with an OVC record 53 overall victories.

In 2018, a record 16 OVC players were selected in the Major League Baseball First-Year Player Draft (breaking the previous record of 12). Among the 16 players were eight Tennessee Tech players, a new record for an OVC school in a single-season.

In 2020, former Belmont standout Matt Beaty was on the 28-man active roster for Los Angeles as the Dodgers topped Tampa Bay four games to two to capture the World Series Championship. In the process he became the first former OVC player on an active roster for a World Series champion.

In 2021 Eastern Illinois shortstop Trey Sweeney was selected in the first round of the MLB Draft by the New York Yankees while Southeast Missouri pitcher Dylan Dodd was selected in the third round. Sweeney was just the third first round pick in OVC history, and he had Dodd were two of just 11 top three round selections from the league all-time; it marked the first time the league had two top three round picks in the same draft.

Sweeney was also named a second-team CoSIDA Academic All-American, making him one of only two players nationally in 2020-21 to be a first round draft pick and an Academic All-American.

A first in the OVC occurred in 2008, when the league had a first round draft pick in both the NFL (Tennessee State’s Dominique Rodgers-Cromartie) and Major League Baseball (Eastern Kentucky’s Christian Friedrich) Drafts in the same school year. A year later (2009) the league had a Major League Baseball First Round Compensation Round pick (Eastern Illinois’ Tyler Kehr who was No. 48 overall) and NBA Second Round pick (UT Martin’s Lester Hudson) in the same season.

The playing field is not the only place where OVC athletes are working hard. The league also recognizes excellence in the classroom. Six Scholar-Athlete Awards are presented yearly to male and female athletes, while others are commended for their academic success by being Medal of Honor recipients or earning a spot on the Commissioner’s Honor Roll. Additionally, the league annually presents one institutional Academic Achievement Award, as well as separate team awards in each Conference-sponsored sport. Since the College Sports Information Directors of America (CoSIDA) Academic All-America program began, the Ohio Valley Conference has had 312 student-athletes honored with the award.

Through the early years of the league, administrators wrestled with fan behavior due to the close proximity of the Conference members and the intense rivalries which developed. Just as it did decades ago, the OVC took the leadership role on what has become a national issue. In 1995, the OVC implemented a first-of-its-kind “Sportsmanship Statement,” a policy which promotes principles of fair play, ethical conduct and respect for one’s opponent. The statement has become a model for others to follow across the nation and has answered the challenge of the NCAA Presidents Commission to improve sportsmanship in collegiate athletics.

Additionally, the OVC annually presents the Steve Hamilton Sportsmanship Award, in honor of the former Morehead State student-athlete, coach and athletics director, to a junior or senior student-athlete with significant athletic contributions who best exemplifies the characteristics of sportsmanship and citizenship. Most recently, the Conference has also implemented the OVC Institutional and Team Sportsmanship Awards, which are presented to one institution and 19 sport-specific teams voted by their peers to have best exhibited the standards of sportsmanship and ethical conduct as outlined by the OVC and NCAA.

The vision of leadership demonstrated by the Founding Fathers in 1948 remains alive today as the Ohio Valley Conference prepares for the future. One example is in regard to the current trend in collegiate athletics administration for increased involvement of university presidents in setting policies and making rules. The presidents of OVC institutions, however, have always governed the Conference, long before presidential governance became a national theme.

The Ohio Valley Conference sponsors the following sports: baseball, basketball, cross country, football, golf, soccer and track for men, and basketball, cross country, golf, soccer, softball, tennis, track, volleyball and beach volleyball for women. In addition, the OVC also sponsors the combined men’s and women’s sport of rifle. For men’s tennis, in July 2022 the OVC and Horizon League partnered to combine their teams to compete for the NCAA AQ at the Horizon League Championship. This season the OVC and the Big South Conference began a joint partnership for the sport of football.

Now in its seventh decade of competition, the Ohio Valley Conference has grown significantly from its humble beginnings while increasing the number of athletics opportunities it provides for students. Current league representatives include Eastern Illinois University, Lindenwood University, University of Arkansas at Little Rock, Morehead State University (charter member), Southeast Missouri State University, Southern Illinois University Edwardsville, University of Southern Indiana, Tennessee State University, Tennessee Technological University, the University of Tennessee at Martin and Western Illinois University.

#OVCIT



9:41



Exclusive Live Sports

Stream events from leagues like the UFC, MLB, & MLS, plus international soccer, college sports, and more.

CHOOSE A PLAN:

Annual

Monthly

- ✓ \$69.99/yr
- ✓ Save over 15%*

By clicking "Agree & Subscribe", you are enrolling in automatic payments of \$69.99/year (plus tax, where applicable) (increasing to \$99.99/year on 8/23/22) that will continue until you cancel. Cancel anytime, effective at the end of your billing period. No refunds or credits for partial months or years.

By clicking "Agree & Subscribe" below, you also agree to the [ESPN+ Subscriber Agreement](#), and acknowledge that you have read our [Privacy Policy](#). Not for commercial use.

Agree & Subscribe

LOG IN

RESTORE

* Compared to monthly.

ESPN account may be required to access ESPN+



Home



Scores



Watch



Listen



Sports

2025 UT MARTIN BASEBALL



2024 REVIEW



More records fell for second consecutive season as UT Martin baseball made another jump in the program's history. The 2024 season was headlined by a second straight trip to the Ohio Valley Conference Championship which saw the Skyhawks win their first game in the tournament since 2019.

UT Martin entered the year with 26 returners from a 22-win team the season prior and added 14 talented newcomers to form the 2024 roster. The Skyhawks rounded out the season ranking third in home runs (74), slugging percentage (.462), total bases (897) and doubles (115). The Skyhawks saw senior left handed pitcher Tristan Walton have one of the best seasons in program history as Walton became the first UT Martin pitcher to win the ERA title in the OVC (2.88) and the first Skyhawk to ever make the OVC Baseball All-Tournament team. The Clay, Ala. native struck out 98 batters over 93.2 innings with six wins

to his name. Opponents finished the season with a .223 batting average when facing the All-OVC first teamer.

Walton headlined a four-man group of All-OVC honorees which included Mac Danford (second team, third base) Will Smith (second team, outfielder) and Tucker Reed (second team, reliever). Danford claimed his second All-OVC nod with a .325 average and team-best 15 home runs (tied for third-most in a single season at UT Martin) and 55 RBI (ninth in the OVC and tied for third-most in a single season in school history). Smith received his first career All-OVC nod after the outfielder recorded career-highs in batting average (.315), runs scored (52), hits (68), RBI (37), slugging percentage (.514), walks (33) and on-base percentage (.417). Reed became the fourth relief pitcher in Skyhawk history to garner All-OVC accolades – all coming in head coach Ryan Jenkins' tenure. Reed put on a clinch, boasting a 4-1 record with three saves to go along with a 3.66 ERA in a team-best 25 appearances from March 6 through March 26 before following that with six straight appearances with zero earned runs allowed (all against OVC squads) from April 12 to April 27.

During the preseason, UT Martin had a school record four players on the preseason all-OVC team with Andrew Fernandez, Blaze Bell, Mac Danford and Zach Wager.

The Skyhawks started the year with a victory in the opening series against future Horizon League champion and NCAA Regional participant Northern Kentucky who would wind up taking the series 2-1. UT Martin put up a monster 19 hits in their lone 13-8 win of the series which was the second-most total on the year. The Skyhawks put

up a fight but fell to an eventual 33-win program in Southern Illinois in their first mid-week of the year.

UT Martin took their first series win of the year when it defeated Brown in seven innings in game one and clutched up to take game two, 3-2. The Skyhawks received two 4-4 performances from Will Smith and Blaze Bell in game one, and then called upon Jeb Bartle to shut down a one-run game in the ninth for game two. UT Martin would make it three of its last four games with a win when it defeated Memphis, 10-7 behind a 3-5 day at the plate from outfielder Zac Rice.

After a torrid week against Memphis and Middle Tennessee, Danford landed a program-best third OVC Player of the Week award for a .526 batting average with 10 hits in 19 at-bats while smacking three double and two home runs. The Grand Ridge, Fla. native composed a 1.591 OPS by slugging 1.000 and holding a .591 on-base percentage.

After falling in six games by a combined 12 runs, the Skyhawks snapped their skid with the first walk-off win of the year produced by Blaze Bell in the 11th inning against Illinois State (semifinal appearance in the Missouri Valley Conference Tournament).

Ryan Jenkins would achieve a historic mark in the following week when UT Martin earned him his 100th career win as head coach with a 14-3 rout of Alabama A&M. Will Smith, Blaze Bell, Mac Danford, Andrew Fernandez and Jackson Cooke all had multi-hit games against the Bulldogs.

Despite dropping two of three games against Western Illinois in the conference opener, the Skyhawks thumped the Leathernecks, 14-3 in Macomb during the Saturday contest.



SEASON RECAP



UT Martin entered the next week with the final game against Southern Illinois for the season and made an epic comeback with three runs in the top of the ninth to launch them forward to an 8-7 win in 10 innings. Garner Anderson would hit his first career home run and make a tremendous game-saving snag in left field to conclude the game and get the Skyhawks their first win in Carbondale since 2015.

UT Martin got set for their conference home opener that weekend when they welcomed in Eastern Illinois and showed a flare for the dramatic. The Skyhawks took the first two games in walk-off fashion with Alec Beaman securing a game-winning double in game one and Cole Smith smacking a ball to right center field to score Will Smith and win game two.

After two games against Southeastern Conference foe Missouri, UT Martin would save the series with another extra innings win, this time in Edwardsville

at SIUE with an 11-9 triumph in 10 innings. The Skyhawks would go toe-to-toe with the current-OVC leader Little Rock and were able to take Game 1 behind a gem from Tristan Walton who went 7.2 innings while allowing just two hits (both singles). Despite taking the first game, Little Rock would go on to win the final two games, 9-6 and 10-8 respectively.

UT Martin would score its first road conference series win by taking two of three games at Southern Indiana. It was a 15-10 thriller in Game 1 and then the Skyhawks dug deep to win the rubber match 5-3 behind six innings of two hit ball from starter Jeb Bartle. In the midweek UT Martin would push #11 Vanderbilt (future Clemson Regional participant) to their breaking point but were unable to score their second win against the Commodores as Vandy walked it off in the bottom of the ninth. Despite the loss, UT Martin returned to Skyhawk Field motivated and it showed with its first sweep over Tennessee Tech since 2019 and helped UT Martin to its fourth straight conference decision. The three wins boosted the Skyhawks into a tie for second place in the league standings, just one game behind Little Rock for the top spot. Tristan Walton would set a career-high in strikeouts in his start in the series with 11 punchouts over seven innings that propelled UT Martin to the Game 1 win.

Fireworks would be lighting up the sky in the Skyhawks next win which came at the infamous Sonny Allen Field at Morehead State. UT Martin would clinch their first win at Morehead State since 2016 after pulling away 22-20 in an 11 inning slugfest. The Skyhawks equaled its record for most hits in a single game with 28 base knocks, which

was previously set back on March 27, 2003 against Berea College. A dozen of those hits came in an offensive barrage during the first inning alone, setting the program record for most hits in a frame in school history (previous record was 11 at Lindenwood in 2023). A total of 11 runs came across for the Skyhawks in the fifth, tying the school record of the most runs in an inning (also scoring 11 runs in one frame at Arkansas State on Feb. 27, 2021 and against Chicago State on Feb. 28, 1997. Nine UT Martin players produced multi-hit games and at least three hits from each of the first six batters in its lineup.

The final win of the regular season came in the opener against Lindenwood with a 3-2 decision. Walton struck out six with only two runs allowed while Zac Rice scored the game-winning run on a wild pitch with Tucker Reed shutting the door in the ninth.

For the first time in school history, UT Martin would earn back-to-back postseason appearances in the OVC Tournament by gaining the eighth seed to face Tennessee Tech in the first round. Tristan Walton would pitch one of the greatest games the program has ever seen with a complete game that featured 10 strikeouts, one walk, one run and only three hits (two coming in the first inning). The Skyhawks would go on to punch their ticket to the second round after a 3-2 win that featured round trips by Alec Beaman (solo shot) and Cole Smith (two-run homer).

The 2024 season came to close at the hands of the fourth seeded Southern Indiana Screaming Eagles in the second game of the day. UT Martin finished the season 21-35 overall and posted a 12-15 mark in conference play.



Record: 21-35 Home: 13-14 Away: 7-20 Neutral: 1-1 OVC: 12-15

Player	avg	gp-gs	ab	r	h	2b	3b	hr	rbi	tb	slg%	bb	hp	so	gdp	ob%	sf	sh	sb-att	po	a	e	fld%
11 DANFORD, Mac	.333	56-55	204	42	68	14	0	15	55	127	.623	27	5	53	1	.417	4	0	1-4	27	74	11	.902
5 FERNANDEZ, Andrew	.327	55-54	214	39	70	13	2	7	44	108	.505	30	3	31	0	.412	3	0	8-10	88	117	6	.972
1 SMITH, Will	.315	56-55	216	52	68	12	2	9	37	111	.514	33	5	56	0	.417	0	1	4-8	146	10	6	.963
2 RICE, Zac	.304	56-56	227	55	69	15	1	11	27	119	.524	23	3	59	1	.370	4	2	16-18	182	4	4	.979
6 FITHIAN, Jalen	.297	55-53	212	41	63	11	1	5	22	91	.429	12	2	29	3	.339	1	4	13-16	91	58	17	.898
21 COOKE, Jackson	.289	21-15	45	6	13	2	0	1	6	18	.400	9	2	7	0	.421	1	1	0-0	46	4	2	.962
13 SMITH, Cole	.286	49-46	154	33	44	11	0	7	37	76	.494	35	2	34	1	.413	5	2	0-1	170	12	3	.984
25 BELL, Blaze	.261	53-51	199	34	52	13	0	6	40	83	.417	17	5	27	11	.333	1	4	3-3	221	12	4	.983
28 ANDERSON, Garner	.261	29-8	46	7	12	2	0	1	12	17	.370	3	2	18	0	.315	3	0	0-1	11	0	0	1.000
10 MCLEAN, Hunter	.239	42-38	134	20	32	9	1	6	25	61	.455	15	6	47	1	.340	1	3	1-1	69	32	3	.971
17 WICHMAN, Jonah	.227	11-4	22	1	5	1	0	0	0	6	.273	2	0	7	0	.292	0	0	0-1	2	1	1	.750
43 BOX, Cullen	.222	7-1	9	0	2	1	0	0	1	3	.333	1	0	4	0	.300	0	0	0-0	1	0	0	1.000
12 BEAMAN, Alec	.211	27-19	76	11	16	3	1	3	9	30	.395	5	2	17	2	.274	1	1	2-3	37	57	1	.989
20 BRADY, Cameron	.170	48-41	147	16	25	8	0	2	17	39	.265	5	2	53	3	.206	1	4	0-0	293	29	6	.982
24 DETRUDE, Benny	.150	17-4	20	4	3	0	0	1	3	6	.300	0	0	4	0	.150	0	1	0-0	20	0	1	.952
9 MICALLEF, Frank	.143	8-3	14	1	2	0	0	0	0	2	.143	1	0	5	0	.200	0	0	0-0	22	1	1	.958
8 TAYLOR, Slade	.000	1-1	3	0	0	0	0	0	0	0	.000	0	0	2	0	.000	0	0	0-0	4	2	0	1.000
4 DIFFEY, Choyce	.000	1-0	0	0	0	0	0	0	0	0	.000	0	0	0	0	.000	0	0	0-0	0	5	2	.714
Totals	.280	56	1942	362	544	115	8	74	335	897	.462	218	39	453	23	.360	25	23	48-66	1447	468	76	.962
Opponents	.279	56	1889	419	527	84	7	76	378	853	.452	280	73	355	25	.386	40	25	122-138	1469	481	71	.965

LOB - Team (416), Opp (441). DPs turned - Team (40), Opp (32). IBB - Team (7), SMITH, W. 3, SMITH, C. 2, FERNANDEZ 1, DANFORD 1, Opp (5). Picked off - SMITH, W. 1, FITHIAN 1, RICE 1, BRADY 1, ANDERSON 1.

(All games Sorted by Earned run avg)

Player	era	w-l	app	gs	cg	sho	sv	ip	h	r	er	bb	so	2b	3b	hr	b/avg	wp	hp	bks	sfa	sha
23 WALTON, Tristan	2.88	6-4	15	15	1	0/1	0	93.2	75	37	30	46	98	13	1	4	.223	8	6	0	2	4
14 REED, Tucker	3.61	4-1	26	0	0	0/1	3	47.1	55	28	19	19	46	5	2	7	.294	6	2	1	4	3
30 ARENDER, Brock	5.06	2-3	15	0	0	0/0	0	16.0	14	13	9	15	14	1	0	2	.222	3	3	0	0	0
29 STEENSMA, Eric	5.83	3-8	15	13	1	0/0	0	75.2	80	61	49	12	40	14	0	14	.268	3	15	1	6	6
19 LAPIC, Dylan	6.00	0-1	10	0	0	0/0	0	9.0	9	9	6	10	5	2	0	0	.273	3	0	0	2	2
15 JONES, Baylor	6.56	0-1	20	0	0	0/0	1	23.1	22	18	17	16	19	2	0	5	.244	1	2	1	1	0
34 BARTLE, Jeb	6.57	2-5	17	12	0	0/0	0	75.1	90	66	55	31	45	15	2	12	.291	6	12	0	5	2
55 WAGER, Zach	6.64	1-4	22	3	0	0/0	1	39.1	45	33	29	30	26	12	0	4	.296	8	3	1	5	3
36 BASKIN, Kaleb	7.90	1-2	14	0	0	0/0	0	13.2	20	19	12	7	5	4	0	5	.317	4	1	0	1	0
31 MARTIN, Eli	8.10	0-1	11	0	0	0/0	0	10.0	9	9	9	13	6	1	0	0	.257	2	4	1	1	1
4 DIFFEY, Choyce	8.58	2-3	19	9	0	0/0	0	50.1	59	50	48	35	33	7	0	10	.299	4	12	2	2	2
38 CLEVELAND, Campbell	13.50	0-1	11	0	0	0/0	0	8.2	9	17	13	7	5	1	1	2	.273	2	2	0	5	0
7 GASTON, Davis	15.43	0-0	3	2	0	0/0	0	4.2	6	10	8	10	2	0	0	2	.300	3	0	0	0	1
26 BENTON, Davis	15.43	0-0	5	0	0	0/0	0	2.1	2	7	4	5	1	0	0	1	.222	4	5	0	0	1
37 JONES, Silas	22.50	0-0	3	2	0	0/0	0	4.0	8	11	10	7	2	1	1	3	.421	1	1	0	1	0
16 PEREZ, Shawn	22.50	0-0	3	0	0	0/0	0	2.0	5	6	5	5	2	0	0	1	.500	2	0	0	0	0
40 EDWARDS, Rett	29.45	0-1	6	0	0	0/0	0	3.2	12	12	12	2	5	4	0	3	.600	0	2	0	2	0
35 SMITH, Sam	35.10	0-0	6	0	0	0/0	0	3.1	7	13	13	10	1	2	0	1	.538	7	3	0	3	0
Totals	6.46	21-35	56	56	2	1/1	5	482.1	527	419	346	280	355	84	7	76	.279	67	73	7	40	25
Opponents	5.92	35-21	56	56	0	2/2	19	489.2	544	362	322	218	453	115	8	74	.280	62	39	1	25	23

PB - Team (13), BRADY 9, TAYLOR 2, COOKE 2, Opp (10). Pickoffs - Team (5), WALTON 4, STEENSMA 1, Opp (4). SBA/ATT - BRADY (71-84), COOKE (32-35), DIFFEY (20-21), BARTLE (16-20), WALTON (13-17), STEENSMA (13-16), WAGER (13-14), TAYLOR (10-10), REED (9-10), MICALLEF (9-9), JONES, S. (7-7), BASKIN (6-6), ARENDER (6-6), MARTIN (5-5), CLEVELAND (4-4), LAPIC (3-4), JONES, B. (2-2), PEREZ (1-2), BENTON (2-2), GASTON (1-1), EDWARDS (1-1).

OVC-ONLY STATISTICS

Record: 12-15 Home: 7-5 Away: 5-10 OVC: 12-15

Player	avg	gp-gs	ab	r	h	2b	3b	hr	rbi	tb	slg%	bb	hp	so	gdp	ob%	sf	sh	sb-att	po	a	e	fld%
11 DANFORD, Mac	.364	27-26	99	25	36	7	0	10	29	73	.737	13	2	22	0	.436	3	0	1-2	14	32	2	.958
5 FERNANDEZ, Andrew	.343	27-26	108	16	37	7	1	2	23	52	.481	16	0	15	0	.421	2	0	5-7	44	61	1	.991
1 SMITH, Will	.311	27-27	106	29	33	6	1	7	24	62	.585	20	3	23	0	.434	0	0	3-4	79	8	4	.956
13 SMITH, Cole	.307	23-22	75	15	23	5	0	3	15	37	.493	19	0	13	1	.438	2	1	0-1	92	6	2	.980
21 COOKE, Jackson	.300	5-3	10	3	3	0	0	1	1	6	.600	3	0	3	0	.462	0	1	0-0	11	2	1	.929
2 RICE, Zac	.297	27-27	111	30	33	7	0	6	13	58	.523	13	1	31	0	.367	3	1	10-10	90	3	2	.979
6 FITHIAN, Jalen	.290	27-26	107	22	31	4	0	3	10	44	.411	8	1	16	2	.345	0	2	6-7	43	14	3	.950
10 MCLEAN, Hunter	.262	20-19	65	12	17	6	0	4	17	35	.538	9	4	25	1	.385	0	2	0-0	32	24	1	.982
25 BELL, Blaze	.250	25-24	100	17	25	4	0	4	20	41	.410	8	1	10	3	.309	1	1	0-0	99	7	1	.991
28 ANDERSON, Garner	.250	12-2	16	2	4	0	0	0	4	4	.250	1	0	7	0	.263	2	0	0-1	0	0	0	.000
17 WICHMAN, Jonah	.250	4-3	12	0	3	1	0	0	0	4	.333	1	0	4	0	.308	0	0	0-0	1	1	1	.667
20 BRADY, Cameron	.183	26-24	93	9	17	4	0	1	10	24	.258	3	0	27	2	.208	0	2	0-0	172	17	5	.974
12 BEAMAN, Alec	.176	18-13	51	5	9	3	0	1	6	15	.294	2	2	12	2	.232	1	1	2-3	24	38	1	.984
24 DETRUDE, Benny	.000	3-1	4	1	0	0	0	0	0	0	.000	0	0	0	0	.000	0	0	0-0	4	0	0	1.000
9 MICALLEF, Frank	.000	1-0	0	0	0	0	0	0	0	0	.000	1	0	0	0	1.000	0	0	0-0	0	0	0	.000
Totals	.283	27	957	186	271	54	2	42	172	455	.475	117	14	208	11	.365	14	11	27-35	714	242	30	.970
Opponents	.289	27	940	184	272	40	2	39	166	433	.461	114	30	177	11	.380	11	12	35-45	726	241	33	.967

LOB - Team (201), Opp (209). DPs turned - Team (21), Opp (16). IBB - Team (5), SMITH, W. 2, SMITH, C. 2, FERNANDEZ 1, Opp (2).Picked off - SMITH, W. 1, FITHIAN 1, RICE 1.

(OVC games only Sorted by Earned run avg)

Player	era	w-l	app	gs	cg	sho	sv	ip	h	r	er	bb	so	2b	3b	hr	b/avg	wp	hp	bk	sfa	sha
26 BENTON, Davis	0.00	0-0	1	0	0	0/0	0	0.1	0	0	0	0	0	0	0	0	.000	0	0	0	0	0
23 WALTON, Tristan	2.93	3-1	9	9	0	0/1	0	58.1	48	24	19	33	58	5	0	2	.226	3	3	0	0	4
14 REED, Tucker	3.41	3-1	16	0	0	0/1	2	37.0	40	19	14	14	38	4	1	4	.276	5	2	0	2	2
34 BARTLE, Jeb	6.65	1-3	9	9	0	0/0	0	46.0	62	42	34	22	26	9	1	8	.321	4	6	0	5	1
29 STEENSMA, Eric	7.43	2-6	9	9	0	0/0	0	46.0	50	41	38	8	20	8	0	12	.278	2	12	1	2	3
15 JONES, Baylor	7.50	0-1	9	0	0	0/0	1	12.0	12	10	10	10	11	1	0	3	.250	1	1	0	0	0
55 WAGER, Zach	8.04	0-1	12	0	0	0/0	1	15.2	24	15	14	8	14	6	0	3	.381	5	2	0	2	1
38 CLEVELAND, Campbell	9.00	0-0	2	0	0	0/0	0	2.0	1	2	2	1	2	0	0	1	.143	0	0	0	0	0
36 BASKIN, Kaleb	9.82	1-1	5	0	0	0/0	0	3.2	7	4	4	2	1	2	0	1	.412	1	1	0	0	0
30 ARENDER, Brock	9.95	2-1	7	0	0	0/0	0	6.1	6	7	7	9	4	1	0	0	.250	2	2	0	0	0
4 DIFFEY, Choyce	13.06	0-0	6	0	0	0/0	0	10.1	19	15	15	6	3	4	0	4	.404	0	0	0	0	1
40 EDWARDS, Rett	81.00	0-0	1	0	0	0/0	0	0.1	2	3	3	0	0	0	0	1	1.000	0	1	0	0	0
31 MARTIN, Eli	99.00	0-0	1	0	0	0/0	0	0.0	1	2	2	1	0	0	0	0	1.000	0	0	0	0	0
Totals	6.13	12-15	27	27	0	1/1	4	238.0	272	184	162	114	177	40	2	39	.289	23	30	1	11	12
Opponents	6.25	15-12	27	27	0	1/1	10	242.0	271	186	168	117	208	54	2	42	.283	31	14	0	14	11

PB - Team (5), BRADY 5, Opp (5). Pickoffs - Team (1), WALTON 1, Opp (2). SBA/ATT - BRADY (32-40), BARTLE (10-13), WALTON (9-12), STEENSMA (5-7), COOKE (3-5), REED (4-5), ARENDER (4-4), WAGER (2-3), DIFFEY (1-1).

2025 UT MARTIN BASEBALL



HISTORY AND RECORDS

SKYHAWKS OF DISTINCTION

MLB DRAFT SELECTIONS

Caleb Hobson	2023 (Rockies)
.....	13th Round, 382nd Overall
Taylor Cox	2014 (Padres)
.....	16th Round, 477th Overall
Dan Tobik	2013 (Angels)
.....	39th Round, 1,177th Overall
Alec Mills	2012 (Royals)
.....	22nd Round, 673rd Overall
Trey Karlen	2011 (Nationals)
.....	33rd Round, 997th Overall
Jody Fuller	1998 (Diamondbacks)
.....	42nd Round, 1,272nd Overall
Charles McClain	1990 (Reds)
.....	33rd Round, 877th Overall
Ric Sisler	1985 (Yankees)
.....	32nd Round, 793rd Overall
Kevin Tuck	1983 (Royals)
.....	18th Round, 465th Overall

OVC 75TH ANNIVERSARY TEAM

Michael Blount (P)	1995-98
Jody Fuller (P)	1995-98
Bryant Jones (2B)	2001-04

ALL-AMERICANS

Bryant Jones (2B)	2004
-------------------	------

FRESHMAN ALL-AMERICAN

Wes Patterson (1B)	2008
Phil Sorensen (DH)	2011
Ben Upton (DH)	2014
Connor Aube (OF)	2017
Ethan Whitley (1B)	2018
Christian Hall (DH)	2020
Wil LaFollette (1B)	2020
Zach Wager (P)	2023

OVC FRESHMAN OF THE YEAR

Zach Wager (P)	2023
----------------	------

FIRST TEAM ALL-OVC

Mark Otsby (DH)	1993
Michael Blount (P)	1996
Bryant Jones (2B)	2004
Phil Sorensen (DH)	2011
Jordan Stoner (OF)	2018
Winston Cannon (SP)	2021
Andrew Fernandez (SS)	2023
Tristan Walton (P)	2024

SECOND TEAM ALL-OVC

Brett Vander Meeden (2B)	1994
Steve Gadlage (OF)	1994
Bryan Bullington (1B)	1995
Brad Warmath (3B)	1997
Brian Baker (OF)	2000
Brady Nighswonger (2B)	2003
Scott Gladstone (2B)	2009
Mark Hartsfield (3B)	2009
Miles Hartsfield (OF)	2009
Coty Green (SP)	2010
Ty Nelson (C)	2010
Trey Karlen (3B)	2010
Jordan Owen (OF)	2010
Jordan Owen (OF)	2012
Jordan Stoner (OF)	2019
Nick Wohlbold (RP)	2019
David Hussey (RP)	2021
Blaze Bell (1B)	2023
Mac Danford (3B)	2023
Caleb Hobson (OF)	2023

Zach Wager (RP)	2023
Will Smith (OF)	2024
Tucker Reed (RP)	2024
Mac Danford (3B)	2024

OVC ALL-FRESHMAN

Eric Walker (P)	2006
Shayne Martin (SS)	2007
Wes Patterson (1B/P)	2008
Dan Tobik (P)	2010
Brent Morris (OF)	2010
Phil Sorensen (DH)	2011
Sonny Mastromatteo (IF)	2012
Nico Zych (IF)	2012
Ben Upton (DH)	2014
Dillon Symon (P)	2015
Connor Aube (OF)	2017
Blake Davis (C)	2018
Ethan Whitley (1B)	2018
Wil LaFollette (OF)	2021
Blaze Bell (DH)	2022
Zach Wager (P)	2023

OVC MEDAL OF HONOR

Trent Latta	1995-96
Joseph Bacon	1998-99
Joey Price	2001-02
Douglas Nicodemus	2002-03
Micky Dobson	2002-03
Zach Parham	2003-04
Zach Parham	2004-05
Zach Parham	2005-06
Zach Parham	2006-07
Douglas Nicodemus	2006-07
Cody Terry	2009-10
Cody Terry	2010-11
Jacob Gansert	2012-13
Taylor Douglas	2013-14
Drew Erie	2013-14
Jacob Gansert	2013-14
Taylor Douglas	2014-15
Jacob Gansert	2014-15
Carter Smith	2014-15
Drew Erie	2015-16
Winston Cannon	2016-17
Jonah Brody	2017-18
Winston Cannon	2017-18
Winston Cannon	2018-19
Jonah Brody	2018-19
Billy Edwards	2018-19
Nick Wohlbold	2018-19
Winston Cannon	2020-21
Sean Dixon	2020-21
David Hussey	2020-21
Boston Smith	2020-21
Baylor Jones	2021-22
Baylor Jones	2023-24

DIVISION II ALL-AMERICAN

Don Jackson, 1B	1973
Richard Craven, SS	1985

DIVISION II ACADEMIC ALL-AMERICAN

Don Jackson, 1B	1978
Mike Prather, P	1984

DIVISION II ALL-REGION

Harry McLead, SS	1977
David Couch, RF	1977
Dale Horn, CF	1977
Richard Craven, SS	1985

Jim Willis, CF	1985
Churchill Moore, CF	1986
Jimmy Moore, CF	1992
Hunter McClemore, DH	1992
Chris Ervin, SS	1992

ALL-GULF SOUTH CONFERENCE

Don Jackson, 1B	1973
Walter Glass, OF	1975
Walter Glass, OF	1976
David Couch, OF	1977
Danny Hensley, 1B	1979
Mike Bennett, P	1980
Tom Walston, SS	1980
Donnie Mitchell, 3B	1981
Mike Prather, P	1984
Richard Craven, 3B	1985
Roger Gum, UTIL	1987
Scott McMakin, C	1990

GSC ALL-DIVISION

Mike Donohue, 1B	1972
Joe Kuchar, P	1972
Don Jackson, 1B	1973
Larry Long, SS	1973
Jay Johnson, C	1973
Dick Windbigler, P	1973
Jim Moloney, P	1974
Mike Shambre, OF	1974
Walter Glass, OF	1975
Danny Mitchell, P	1975
Mike Moore, UTIL	1975
Mark Stafford, 3B	1975
Walter Glass, OF	1976
Dale Horn, OF	1976
David Couch, OF	1977
Dale Horn, OF	1977
Mack Moore, C	1977
David Couch, OF	1978
Carey Smith, SS	1978
Danny Hensley, 1B	1979
Bill Zipp, OF	1979
Jim Willis, 3B	1983
Gary Pitman, C	1983
Kevin Tuck, P	1983
Mike Prather, P	1984
Richard Craven, 3B	1985
Bruce Beckman, P	1985
Jim Willis, OF	1985
Churchill Moore, OF	1986
Martin Newby, P	1986
Roger Gum, UTIL	1987
Churchill Moore, OF	1987
Doug Brown, 1B	1988
Darrel Risberg, OF	1988
Scott McMakin, DH	1989
Kyle Coleman, 1B	1989
Scott McMakin, C	1990
Greg King, OF	1990
Richard Matz, UTIL	1990
Greg King, OF	1991

*Eastern Division 1972-79, North Division 1983-86,
West Division 1987-92

GSC ALL-DISTRICT

Harry McLead, SS	1977
David Couch, RF	1977
Dale Horn, CF	1977
Richard Craven, SS	1985
Jim Willis, CF	1985
Churchill Moore, CF	1986

UTM HALL OF FAME

Paul Redick
Inducted 1984

Don Jackson
Inducted 1987

Halladay T. Short
Inducted 1989

Walter Glass
Inducted 1991

Jim Swope
Inducted 1992

Dan Bunn
Inducted 1993

Eddy Eckert
Inducted 1994

Jim Willis
Inducted 1996

Richard Craven
Inducted 1997

Ray Frame
Inducted 1999

Jimmy Welch
Inducted 2003

Donnie Jones
Inducted 2004

Mike Fortune
Inducted 2005

Greg King
Inducted 2005

Jody Fuller
Inducted 2007

Randy Horn
Inducted 2008

Dick Algire
Inducted 2009

Cliff Sturdivant
Inducted 2010

Mike Hayes
Inducted 2011

Mack Terry
Inducted 2013

Bryant Jones
Inducted 2017

Dick Windbigler
Inducted 2018

Jay Johnson
Inducted 2019

Wes Patterson
Inducted 2023



OVC COMMISSIONER'S HONOR ROLL

1993-94 (7)

Bradley Dyer
Scott Embry
Jeff Graves
Trent Latta
Joseph Lee
Jay Trussler
Brett Vander Meeden

1994-95 (4)

Mitchell Dunn
Trent Latta**
Jay Trussler**
Hal Williams

1995-96 (10)

Scott Haddock
Trent Latta***
Skipper McGille
Daisuke Oda
Johnnie Sanfratello
Michael Spaulding
Jay Trussler***
Brad Vander Meeden
Randall Vanneste
Michael Wyatt

1996-97 (3)

Scott Haddock**
Chad Pritchett
Johnnie Sanfratello**

1997-98 (6)

Casey Bevis
Scott Hall
Charles Seymour
Johnathon Smartt
Joseph Smith
Christopher Weaver

1998-99 (4)

Joseph Bacon
Casey Bevis**
Charles Seymour**
Johnathon Smartt**

1999-2000 (3)

Joseph Bacon**
Lanier English
Adam Gibson

2000-01 (10)

Joseph Ayers
Wes Bacon
Clay Billingsley
Richard Collins
Kelly Davis
Lanier English
Justin Entekin
Adam Gibson**
Hunter Hart
Juan Romero

2001-02 (4)

Justin Bryant

Kelly Davis**
Adam Gibson**
Joey Price

2002-03 (6)

Justin Bryant**
Donnie Corey
Kelly Davis**
Micky Dobson
Douglas Nicodemus
Jarrad Robinson

2003-04 (9)

Nick Bruner
Justin Bryant***
Micky Dodson**
Michael Fabrizio
Jeffery McClean
Benjamin Meador
Douglas Nicodemus**
Zach Parham
Jacob Smothers

2004-05 (10)

Nick Bruner**
Justin Bryant***
Micky Dodson***
Jeffery McClean**
Miles Moore
Douglas Nicodemus***
Zach Parham**
Joe Raccuglia
Jacob Smothers**
Eric Walker

2005-06 (10)

Zane Gresback
Nick Latimer
Derek Link
Scott McLean
Douglas Nicodemus****
Zach Parham***
Joe Raccuglia**
Chris Rezaabek
Chris Sisk
Jacob Smothers***

2006-07 (10)

Adam Bowker
Bryce Carden
Jason Hockaday
Scott McLean**
Douglas Nicodemus****
Zach Parham****
Lance Renton
Chris Rezaabek**
Eric Walker
Nate Walters

2007-08 (11)

Lin Cates
Scott Gladstone
Mark Hartsfield

Miles Hartsfield
Tanner Hensley
Jay Howard
Chris Rezaabek***
Cody Terry
Eric Walker**
Nate Walters**
Nick Walters

2008-09 (9)

Ben Bottoms
Lin Cates**
Drew Flaniken
Miles Hartsfield**
Tanner Hensley**
Kevin Holt
Jay Howard**
Brendan Lozupone
Cody Terry**

2009-10 (9)

Wes Alsup
Ben Brewer
Dylan Cupples
Matt Haynes
Pat Jones
Trey Karlen
Ty Nelson
Cody Terry***
Matt Young

2010-11 (15)

Ben Brewer**
Dylan Cupples**
Matt Haynes**
Trey Karlen**
Erik Larsen
Brendan Lozupone
Hagen Nelson
Eric Ranson
Phil Sorensen
Jordan Stokes
Cory Stooksbury
Cody Terry****
Dan Tobik
Nick Wilson
Matt Young**

2011-12 (15)

Taylor Cox
Matt Haynes***
Danny Kelley
Brendan Lozupone**
Trevor Lundgrin
Sonny Mastromatteo
Alec Mills
Hagen Nelson**
Jordan Owen
Dalton Potts
Carter Smith
Phil Sorensen**
Jordan Stokes**
Dan Tobik**
Matt Young***

2012-13 (14)

Isaac Armstrong
Taylor Cox**
Drew Erie
Jacob Gansert
Stu Jones
Trevor Lundgrin**
Hagen Nelson***
Dalton Potts**
Chris Ross
Carter Smith**
Phil Sorensen***
Jordan Stokes***
Dan Tobik***
Nico Zych

2013-14 (12)

Alex Boshers
Taylor Cox***
Taylor Douglas
Drew Erie**
Jacob Gansert**
Stu Jones**
Dalton Potts***
Chris Ross**
John Skubina
Carter Smith***
Phil Sorensen***
Nico Zych**

2014-15 (14)

Patrick Bernard
Isaac Carrel
Taylor Douglas**
Drew Erie***
Jacob Gansert***
Matt Hirsch
Fletcher Johnson
Dalton Potts***
Nick Pribble
Gary Price
Daniel Shaw
Carter Smith***
Dillon Symon
Jackson Zarubin

2015-16 (9)

Patrick Bernard**
Drew Erie***
Sadler Goodwin
Matt Hirsch**
Nick Pribble**
Adam Rimmer
Shane Seckinger
Carson Shrode
Blake Williams

2016-17 (10)

Anthony Adduci
Tyler Albright
Tyler Borski
Peyton Cain
Winston Cannon

Ryan Helgren
Shane Seckinger**
Casron Shrode**
Dalton Westfall
Blake Williams**

2017-18 (13)

Anthony Adduci**
Tyler Albright**
Jonah Brody
Peyton Cain**
Winston Cannon**
Zach Denney
Billy Edwards
Casey Harford
Carson Shrode***
Dalton Westfall**
Ethan Whitley
Blake Williams***
Nick Wohlbold

2018-19 (13)

Jonah Brody**
Austin Buzick
Winston Cannon***
Hayden Cooper
Zach Denney**
Sean Dixon
Billy Edwards**
Casey Harford**
David Hussey
Jordan Stoner
Ethan Whitley**
Blake Williams***
Nick Wohlbold**

2019-20 (25)

Winston Cannon****
Hayden Cooper**
Jack Culumovic
Sean Dixon**
Billy Edwards***
Mitchell Ford
Thomas Fullerton
Christian Hall
Casey Harford***
Andy Horne
David Hussey***
Ryan Insko
Baylor Jones
Preston Jones
Austin Kasick
Jack Knight
Wil LaFollette
Warren Lee
Chance Merithew
Reid Pope
Boston Smith
Eric Steensma
Ethan Whitley***
Nick Wohlbold***
Houston Wright

2020-21 (20)

Alec Beaman
Cameron Brady
Winston Cannon****
Jack Culumovic**
Sean Dixon***
Billy Edwards****
David Hussey***
Ryan Insko**
Baylor Jones**
Preston Jones**
Wil LaFollette**
Warren Lee**
Jefferey O'Doherty
Boston Smith**
Grayden Stauffer
Eric Steensma**
Noah Thigpen
Ethan Whitley***
Nick Wohlbold***
Houston Wright**

2021-22 (11)

Alec Beaman**
Grant Cihfield
Casey Harford***
J. Henry Hobson
Baylor Jones***
Wil LaFollette***
Warren Lee***
Hunter McLean
Tanner Park
Tucker Reed
Ethan Whitley****

2022-23 (12)

Alec Beaman***
Campbell Cleveland
Jack Culumovic**
Mac Danford
Caleb Hobson
Baylor Jones****
Hunter McLean**
Seth Petry
Tucker Reed**
Eric Steensma**
Zach Wager
Tristan Walton

2023-24 (11)

Brock Arender
Alec Beaman****
Davis Benton
Campbell Cleveland**
J. Henry Hobson**
Baylor Jones****
Silas Jones
Dylan Lopic
Tucker Reed***
Sam Smith
Eric Steensma***

YEARLY DIVISION I LEADERS

Batting Average			Triples			Runs Batted In		
1993	Mark Ostby	.313	2011	Trey Karlen	55	2008	Wes Patterson	.602
1994	Jimmy Carey	.432	2012	Jordan Owen	33	2009	Miles Hartsfield	.639
1995	Bryan Bullington	.377	2013	Grant Glasser	29	2010	Trey Karlen	.671
1996	Daisuke Oda	.346	2014	Taylor Douglas	33	2011	Phil Sorensen	.537
1997	Erik Morgan	.331	2015	Taylor Douglas	40	2012	Jordan Owen	.568
1998	Scott Hall	.378	2016	Andrew Castillo	40	2013	Wade Collins	.488
1999	Chuck Seymour	.331	2017	Connor Aube	48	2014	Taylor Douglas	.542
2000	Heath Doyle	.348	2018	Jordan Stoner	44	2015	Taylor Douglas	.585
2001	Brad Meadows	.342	2019	Sean Dixon	35	2016	Ryan Helgren	.545
2002	Kelly Davis	.316	2020	Christian Hall	13	2017	Dan Kerwin	.568
2003	Brady Nighswonger	.357	2021	Jack Culumovic	13	2018	Jordan Stoner	.560
2004	Bryant Jones	.425	2022	Casey Harford	33	2019	Casey Harford	.463
2005	Blake Turner	.304	2023	Caleb Hobson	55	2020	Sean Dixon	.576
2006	Brett Spivy	.321	2024	Zac Rice	55	2021	Wil LaFollette	.535
2007	Bryce Carden	.329				2022	Casey Harford	.589
2008	Scott Gladstone	.316				2023	Mac Danford	.613
2009	Scott Gladstone	.420				2024	Mac Danford	.623
2010	Ty Nelson	.396						
2011	Drew Mason	.358						
2012	Jordan Owen	.332						
2013	Wade Collins	.314						
2014	Taylor Douglas	.341						
2015	Taylor Douglas	.332						
2016	Ryan Helgren	.321						
2017	Tanner Wessling	.350						
2018	Jordan Stoner	.382						
2019	Jordan Stoner	.323						
2020	Ethan Whitley	.385						
2021	Blake Daniels	.299						
2022	Casey Harford	.315						
2023	Andrew Fernandez	.348						
2024	Mac Danford	.333						
At-Bats			Hits			Walks		
1993	Kevin Barger	154	1993	Mark Ostby	45	1993	Chris Ervin	23
1994	Mark Buttrum	147	1994	Brett VanderMeeden	47	1994	Jimmy Carey	13
	Mitch Dunn	147	1995	Bryan Bullington	63	1995	Randall Harvey	25
	Steve Gadlage	147	1996	Daisuke Oda	55	1996	Randall Harvey	26
	Brett VanderMeeden	147	1997	Erik Morgan	50	1997	Paul Slack	27
1995	Mitch Dunn	188	1998	Scott Hall	68	1998	Chuck Seymour	34
1996	Chad Wyatt	164	1999	Lanier English	61	1999	Paul Slack	28
1997	Johnnie Sanfratello	166	2000	Brian Baker	53	2000	Paul Slack	21
1998	Scott Hall	180	2001	Brad Meadows	55	2001	Joe Ayers	22
1999	Lanier English	197	2002	Adam Gibson	58	2002	Adam Gibson	21
2000	Paul Slack	174	2003	Brady Nighswonger	65	2003	Hunter Hart	35
2001	Lanier English	195	2004	Bryant Jones	96	2004	Hunter Hart	28
2002	Adam Gibson	200	2005	Nick Bruner	57	2005	Brian Berryman	25
2003	Bryant Jones	184	2006	Zach Dean	61	2006	Blake Turner	25
2004	Bryant Jones	226	2007	Kyle Dudley	62	2007	Chad Green	30
2005	Nick Bruner	205	2008	Scott Gladstone	62	2008	Kyle Dudley	20
2006	Zach Dean	203	2009	Scott Gladstone	84	2009	Wes Patterson	29
2007	Lance Renton	193	2010	Ty Nelson	84	2010	Trey Karlen	31
2008	Scott Gladstone	196	2011	Cody Terry	72	2011	Chase Okey	41
2009	Cody Terry	213	2012	Jordan Owen	66	2012	Chase Okey	26
2010	Cody Terry	228	2013	Grant Glasser	53	2013	Grant Glasser	26
2011	Cody Terry	228	2014	Taylor Douglas	61	2014	Grant Glasser	19
2012	Jordan Owen	199	2015	Taylor Douglas	72	2015	Chase Young	32
2013	Grant Glasser	192	2016	Austin Taylor	61	2016	Matt Hirsch	32
2014	Taylor Douglas	179	2017	Tanner Wessling	76	2017	Matt Hirsch	28
2015	Taylor Douglas	217	2018	Jordan Stoner	79	2018	Creighton Eldridge	29
2016	Austin Taylor	204	2019	Jordan Stoner	70	2019	Collin Edwards	23
2017	Ryan Helgren	219	2020	Christian Hall	21	2020	Creighton Eldridge	34
2018	Jordan Stoner	207	2021	Casey Harford	52	2021	Christian Hall	12
2019	Jordan Stoner	217	2022	Casey Harford	53	2022	Christian Hall	29
2020	Jack Culumovic	70	2023	Andrew Fernandez	80	2023	Will Smith	24
2021	Ethan Whitley	187	2024	Andrew Fernandez	70	2024	Caleb Hobson	38
2022	Will Smith	181					Cole Smith	35
2023	Andrew Fernandez	230						
2024	Zac Rice	227						
Runs			Doubles			Total Bases		
1993	Chris Ervin	32	1993	Kevin Barger	12	1993	Mark Ostby	76
1994	Jimmy Carey	36	1994	Matt Buttrum	10	1994	Brett VanderMeeden	86
1995	Mitch Dunn	39	1995	Steve Gadlage	10	1995	Bryan Bullington	112
1996	Chad Wyatt	29	1996	Brett VanderMeeden	10	1996	Daisuke Oda	92
1997	Johnnie Sanfratello	37	1997	Bryan Bullington	14	1997	Erik Morgan	86
1998	Chuck Seymour	41	1998	Chuck Seymour	15	1998	Scott Hall	88
1999	Chuck Seymour	41	1999	Chuck Seymour	11	1999	Chuck Seymour	88
2000	Brian Baker	38	2000	Brian Baker	15	2000	Brian Baker	110
2001	Brad Meadows	32	2001	Brad Meadows	14	2001	Brad Meadows	90
2002	Adam Gibson	42	2002	Dan Stephens	11	2002	Adam Gibson	85
2003	Brian Jordan	43	2003	Adam Gibson	11	2003	Brady Nighswonger	95
2004	Bryant Jones	55	2004	Kelly Davis	13	2004	Bryant Jones	133
2005	Zach Dean	37	2005	Adam Salter	14	2005	Zach Dean	74
2006	Zach Dean	31	2006	Chris Rezahek	11	2006	Kyle Dudley	84
2007	Kyle Dudley	40	2007	Brett Spivy	11	2007	Will Blackmon	82
2008	Scott Gladstone	37	2008	Lance Renton	16	2008	Mark Hartsfield	131
2009	Mark Hartsfield	56	2009	William Blackmon	11	2009	Trey Karlen	145
2010	Trey Karlen	61	2010	Wes Patterson	15	2010	Trey Karlen	114
			2011	Trey Karlen	22	2011	Jordan Owen	113
			2012	Jordan Owen	19	2012	Grant Glasser	71
			2013	Byron Johann	13	2013	Taylor Douglas	97
			2014	Taylor Douglas	15	2014	Taylor Douglas	127
			2015	Taylor Douglas	18	2015	Austin Taylor	93
			2016	Taylor Douglas	16	2016	Dan Kerwin	113
			2017	Dan Kerwin	16	2017	Jordan Stoner	116
			2018	Jordan Stoner	17	2018	Jordan Stoner	98
			2019	Jordan Stoner	17	2019	Sean Dixon	34
			2020	Ethan Whitley	7	2020	Ethan Whitley	85
			2021	Blake Daniels	13	2021	Casey Harford	99
			2022	Wil LaFollette	15	2022	Andrew Fernandez	128
			2023	Casey Harford	21	2023	Mac Danford	127
			2024	Zac Rice	15	2024		
Slugging Percentage			Home Runs			Stolen Bases		
1993	Mark Ostby	.528	1993	Mark Ostby	8	1993	Kevin Ray	6
1994	Brett VanderMeeden	.585	1994	Brett VanderMeeden	9	1994	Jimmy Carey	13
1995	Bryan Bullington	.671	1995	Bryan Bullington	11	1995	Mitch Dunn	6
1996	Daisuke Oda	.579	1996	Daisuke Oda	7	1996	Brad Warmath	3
1997	Erik Morgan	.570	1997	Erik Morgan	10	1997	Troy Crawford	6
1998	Chuck Seymour	.608	1998	Chuck Seymour	11	1998	Scott Hall	6
1999	Chuck Seymour	.550	1999	Chuck Seymour	8	1999	Brad Smith	11
2000	Brian Baker	.636	2000	Brian Baker	15	2000	Brian Baker	16
2001	Brad Meadows	.559	2001	Brad Meadows	14	2001	Lanier English	13
2002	Don Waller	.510	2002	Brad Meadows	8	2002	Adam Gibson	7
2003	Luke Parham	.667	2003	Brian Jordan	9	2003	Hunter Hart	5
2004	Bryant Jones	.588	2004	Brett Spivy	7	2004	Bryant Jones	18
2005	Zach Dean	.409	2005	Brett Spivy	8	2005	Zach Dean	12
2006	Brett Spivy	.577	2006	Bryce Carden	4	2006	Blake Turner	8
2007	Blake Turner	.486	2007	Kyle Dudley	10	2007	Chad Green	20
			2008	Wes Patterson	10	2008	Bryce Carden	5
			2009	Mark Hartsfield	12	2009	Mark Hartsfield	9
			2010	Jordan Owen	18	2010	Trey Karlen	30
			2011	Trey Karlen	9	2011	Trey Karlen	21
			2012	Jordan Owen	8	2012	Sonny Mastromatteo	9
			2013	Wade Collins	3	2013	Grant Glasser	9
			2014	Byron Johann	3	2014	Taylor Douglas	16
			2015	Taylor Douglas	11	2015	Taylor Douglas	11
			2016	Ryan Helgren	6	2016	Andrew Castillo	8
			2017	Dan Kerwin	10	2017	Fletcher Johnson	8
			2018	Ethan Whitley	9	2018	Connor Aube	15
			2019	Creighton Eldridge	10	2019	Jordan Stoner	11
			2020	Sean Dixon	4	2020	Collin Edwards	11
			2021	Wil LaFollette	12	2021	Creighton Eldridge	9
			2022	Casey Harford	10	2022	Sean Dixon	3
			2023	Jack Culumovic	10	2023	Will Smith	5
			2024	Mac Danford	15	2024	Hunter McLean	5
							Caleb Hobson	36
							Zac Rice	16



YEARLY DIVISION I LEADERS

Stolen Base Percentage (minimum 5 attempts)

1993	Kevin Ray	.750 (8-6)
1994	Brett VanderMeeden	1.000 (8-6)
1995	Mitch Dunn	.750 (8-6)
1996	Johnnie Sanfratello	.429 (3-7)
1997	Troy Crawford	.600 (6-10)
1998	Brad Smith	.833 (5-6)
1999	Brad Smith	1.000 (12-11)
2000	Joe Ayers	.857 (6-7)
2001	Lanier English	.929 (13-14)
2002	Brad Meadows	.714 (5-7)
2003	Hunter Hart	.500 (5-10)
2004	Kayo Anderson	1.000 (5-5)
2005	Brett Spivy	1.000 (8-6)
2006	Blake Turner	.800 (8-10)
2007	Bryce Carden	1.000 (5-5)
2008	Bryce Carden	.555 (5-9)
2009	Mark Hartsfield	.900 (9-10)
2010	Brent Morris	1.000 (10-10)
2011	Matt Young	1.000 (7-7)
2012	Matt Young	.857 (6-7)
2013	Nico Zych	1.000 (7-7)
2014	Fletcher Johnson	.889 (8-9)
2015	Jake Deason	.909 (10-11)
2016	Josh Hauser	1.000 (7-7)
2017	Tanner Wessling	.900 (9-10)
2018	Collin Edwards	.846 (11-13)
2019	Creighton Eldridge	.900 (9-10)
2020	None	
2021	Will Smith	.714 (5-7)
2022	Hunter McLean	.833 (5-6)
2023	Caleb Hobson	.878 (10-11)
2024	Zac Rice	.888 (16-18)

Pulouts

1993	Hunter McLemore	345
1994	Chris Clapper	204
1995	Bryan Bullington	340
1996	Scott VanNeste	217
1997	Chad Pritchett	147
1998	Chuck Seymour	336
1999	Chuck Seymour	362
2000	Joe Ayers	314
2001	Joe Ayers	292
2002	Don Waller	260
2003	Brian Jordan	362
2004	Brian Berryman	331
2005	Brian Berryman	309
2006	Jason Hockaday	357
2007	Scott McLean	326
2008	Wes Patterson	229
2009	Wes Patterson	275
2010	Wes Patterson	413
2011	Wes Patterson	376
2012	Phil Sorensen	338
2013	Wade Collins	263
2014	Phil Sorensen	212
2015	Nico Zych	367
2016	Nick Pribble	328
2017	Keylen Steen	338
2018	Ethan Whitley	342
2019	Blake Davis	425
2020	Blake Davis	116
2021	Blake Davis	404
2022	Ethan Whitley	300
2023	Blaze Bell	390

Assists

1993	Chris Ervin	141
1994	Brett VanderMeeden	119
1995	Brett Young	153
1996	Chad Wyatt	123
1997	Kyle Hodge	103
1998	Kyle Hodge	109
1999	Brad Smith	123
2000	Pual Slack	96
2001	Bryant Jones	107
2002	Brady Nighswonger	110
2003	Brady Nighswonger	107
2004	Bryant Jones	121
2005	Jason Moore	155
2006	Lance Renton	149
2007	Chad Green	110
2008	Scott Gladstone	133
2009	Scott Gladstone	134
2010	Cody Terry	164
2011	Cody Terry	172
2012	Sonny Mastromatteo	145
2013	Sonny Mastromatteo	125

2014	Nico Zych	125
2015	Jake Deason	116
2016	Matt Hirsch	129
2017	Josh Hauser	134
2018	Tyler Albright	138
2019	Josh Hauser	138
2020	Casey Harford	112
2021	Casey Harford	128
2022	Jack Culumovic	37
2023	Will Smith	99
2024	Alec Beaman	116
2025	Andrew Fernandez	144
2026	Andrew Fernandez	117

Fielding Percentage

1993	Hal Williams	1.000
1994	Travis Walters	.987
1995	Randall Harvey	.976
1996	Skipper McGill	.995
1997	Johnnie Sanfratello	.979
1998	Chuck Seymour	.986
1999	Scott Hall	.980
2000	Heath Doyle	.983
2001	Lanier English	1.000
2002	Adam Gibson	.977
2003	Ryan Bethel	.989
2004	Scott McLean	1.000
2005	Blake Turner	1.000
2006	Bryan Harvey	1.000
2007	Blake Turner	1.000
2008	Chris Sisk	1.000
2009	Jordan Owen	1.000
2010	Ty Nelson	.995
2011	Wes Patterson	.992
2012	Grant Glasser	1.000
2013	Ben Brewer	.985
2014	Fletcher Johnson	1.000
2015	Fletcher Johnson	1.000
2016	Nick Pribble	.986
2017	Keylen Steen	.988
2018	Jordan Stoner	.994
2019	Jordan Stoner	1.000
2020	Noah Thigpen	1.000
2021	Wil LaFollette	1.000
2022	Wil LaFollette	1.000
2023	Chance Merithew	1.000
2024	Caleb Hobson	1.000
2025	Alec Beaman	.989

Earned Run Average

1993	David Strange	4.09
1994	Chris Payne	4.99
1995	Brad VanderMeeden	3.05
1996	Michael Blount	3.21
1997	Jason Alford	3.05
1998	Jody Fuller	5.82
1999	TJ Allen	4.30
2000	Bobby Alford	4.70
2001	Bobby Alford	3.60
2002	Brad Meadows	2.82
2003	Justin Bryant	5.43
2004	Ben Meador	5.96
2005	Scott Massey	3.86
2006	Eric Walker	3.70
2007	Travis Webb	4.02
2008	Calen Sutton	4.92
2009	Travis Webb	4.74
2010	Dan Tobik	3.63
2011	Dan Tobik	5.64
2012	Dan Tobik	2.78
2013	Stu Jones	3.18
2014	John Houston	2.18
2015	Dillon Symon	3.95
2016	Alan Rickman	5.62
2017	Alex Evans	5.11
2018	David Hussey	4.86
2019	Nick Wohlbold	3.03
2020	David Hussey	3.18
2021	David Hussey	2.59
2022	Rhett Fetner	3.27
2023	Zach Wager	2.44
2024	Tristan Walton	2.88

Wins

1993	David Strange	8
1994	David Strange	3
1995	Brad Dyer	3
1996	Brian Rosbury	4
1997	Michael Blount	5

1997	Michael Blount	4
1998	Michael Blount	5
1999	Wesley Freeman	5
2000	Heath Doyle	5
2001	Brad Meadows	4
2002	TJ Allen	5
2003	Justin Bryant	5
2004	Ben Meador	5
2005	Scott Massey	3
2006	Justin Bryant	3
2007	Chadwick Cameron	4
2008	Ryan Rockholt	4
2009	Ryan Rockholt	4
2010	Chadwick Cameron	4
2011	Calen Sutton	4
2012	Coty Green	4
2013	Coty Green	9
2014	Alec Mills	7
2015	Alec Mills	4
2016	Dalton Potts	3
2017	John Houston	4
2018	Carter Smith	4
2019	Alex Evans	8
2020	Alex Evans	8
2021	Dom Bazzani	3
2022	Winston Cannon	6
2023	David Hussey	1
2024	Nick Wohlbold	1
2025	Ryan Insko	1
2026	Eric Steensma	1
2027	Jeffery O'Doherty	1
2028	Winston Cannon	6
2029	Rhett Fetner	4
2030	Tristan Walton	4
2031	Jordan Armstrong	4
2032	Tristan Walton	6

Appearances

1993	Curt Lee	20
1994	Tim Frye	17
1995	Brian Rosbury	17
1996	Jody Fuller	17
1997	Jay Lasley	20
1998	Jason Alford	17
1999	Ed Gover	24
2000	Heath Doyle	21
2001	Brad Meadows	20
2002	Jason Venzel	23
2003	Dustin Summers	25
2004	Dustin Summers	30
2005	Dustin Summers	28
2006	Micky Dobson	25
2007	Chadwick Cameron	25
2008	Travis Webb	28
2009	Lin Cates	22
2010	Drew Flaniken	27
2011	Drew Flaniken	28
2012	Alec Mills	30
2013	Dan Tobik	27
2014	Chris Ross	19
2015	Trevor Lundgrin	19
2016	John Houston	23
2017	Patrick Bernard	25
2018	Adam Rimmer	26
2019	Alex Evans	28
2020	David Hussey	22
2021	David Hussey	27
2022	Jeffery O'Doherty	9
2023	David Hussey	23
2024	Baylor Jones	20
2025	Zach Wager	22
2026	Tucker Reed	26

Complete Games

1993	Chris Payne	5
1994	Chris Payne	5
1995	Brian Rosbury	5
1996	Michael Blount	4
1997	Michael Blount	3
1998	Jody Fuller	7
1999	Wesley Freeman	7
2000	Heath Doyle	4
2001	Jason Sullivan	7
2002	Brad Meadows	3
2003	Jason Sullivan	3
2004	TJ Allen	3
2005	Donnie Corey	4
2006	Ben Meador	2
2007	Scott Massey	4

2006	Jacob Smothers	3
2007	William Blackmon	1
2008	Eric Walker	1
2009	Adam Ledlow	1
2010	Calen Sutton	3
2011	Coty Green	4
2012	Coty Green	1
2013	None	
2014	None	
2015	Alex Martin	1
2016	Carter Smith	1
2017	Matt Poteete	1
2018	Dom Bazzani	1
2019	Patrick Bernard	1
2020	None	
2021	None	
2022	None	
2023	None	
2024	None	
2025	Austen Bullington	2
2026	None	
2027	None	
2028	Rhett Fetner	1
2029	Seth Petry	1
2030	Eric Steensma	1
2031	Tristan Walton	1
2032	Eric Steensma	1

Shutouts

1993	Chris Payne	1
1994	Chris Payne	1
1995	Trent Latta	1
1996	Michael Blount	2
1997	Chris Meyer	1
1998	Michael Blount	1
1999	Jody Fuller	1
2000	Wesley Freeman	1
2001	None	
2002	Brad Meadows	1
2003	T. J. Allen	1
2004	None	
2005	None	
2006	None	
2007	Derek Link	1
2008	None	
2009	Calen Sutton	1
2010	None	
2011	None	
2012	None	
2013	None	
2014	None	
2015	None	
2016	None	
2017	None	
2018	None	
2019	Sam Folks	1
2020	None	
2021	None	
2022	None	
2023	None	
2024	None	
2025	None	
2026	None	
2027	None	
2028	None	
2029	None	
2030	None	
2031	None	
2032	None	

Saves

1993	Curt Lee	2
1994	Curt Lee	2
1995	Tim Frye	2
1996	Trent Latta	1
1997	Michael Blount	1
1998	Brian Rosbury	1
1999	Jody Fuller	1
2000	Chad McDowell	2
2001	Jody Fuller	2
2002	Jay Lasley	3
2003	Jody Fuller	2
2004	Ed Gover	2
2005	Luke Rogers	2
2006	Brad Meadows	1
2007	Casey Bevis	1
2008	Jason Venzel	3
2009	Dustin Summers	1
2010	Brett Hall	1
2011	Scott Massey	1
2012	Adam Ledlow	3
2013	Dustin Summers	3
2014	Chadwick Cameron	6
2015	Chadwick Cameron	2
2016	Wes Patterson	4
2017	Drew Flaniken	2
2018	Wes Alsup	7

2011	Alec Mills	3
2012	Dan Tobik	5
2013	Stu Jones	4
2014	John Houston	4
2015	Patrick Bernard	8
2016	Dom Bazzani	1
2017	Patrick Bernard	1
2018	Alex Evans	1
2019	Alan Rickman	1
2020	Alex Evans	4
2021	Peyton Cain	2
2022	Nick Wohlbold	13
2023	Nick Wohlbold	2
2024	Dom Bazzani	6
2025	Blake Davis	3
2026	Zach Wager	4
2027	Tucker Reed	3

Innings Pitched

1993	David Strange	83.2
1994	Chris Payne	70.1
1995	Brian Rosbury	96.0
1996	Michael Blount	67.1
1997	Jody Fuller	74.0
1998	Jody Fuller	85.0
1999	Wesley Freeman	107.1
2000	Heath Doyle	90.0
2001	Brad Meadows	83.1
2002	Jason Sullivan	96.0
2003	Donnie Corey	65.0
2004	Ben Meador	83.0
2005	Scott Massey	86.1
2006	Adam Ledlow	89.2
2007	Eric Walker	73.2
2008	Calen Sutton	71.1
2009	Coty Green	94.0
2010	Coty Green	87.2
2011	Dan Tobik	91.0
2012	Alec Mills	89.0
2013	Dalton Potts	62.2
2014	Alex Martin	68.0
2015	Carter Smith	75.2
2016	Alex Evans	88.1
2017	Dalton Westfall	80.2
2018	Winston Cannon	71.2
2019	Austen Bullington	84.2
2020	Sam Folks	20.1
2021	Winston Cannon	81.0
2022	Seth Petry	59.1
2023	Tristan Walton	69.2
2024	Tristan Walton	93.2

TEAM RECORDS

GAMES PLAYED

1. 2024 Team	56
2023 Team	56
2019 Team	56
2011 Team	56
4. 2017 Team	55
2010 Team	55
2007 Team	55
2006 Team	55
2005 Team	55
1999 Team	55

BATTING AVERAGE

1. 1985 Team	.357
2. 1989 Team	.344
3. 1981 Team	.339
4. 1992 Team	.337
5. 1990 Team	.332

AT-BATS

1. 2024 Team	1942
2. 2017 Team	1930
3. 2011 Team	1910
4. 2010 Team	1901
5. 2016 Team	1894

RUNS SCORED

1. 1985 Team	384
2. 2010 Team	380
3. 2024 Team	362
4. 2023 Team	347
5. 1986 Team	343

HITS

1. 2010 Team	579
2009 Team	572
3. 2017 Team	569
4. 2016 Team	554
5. 2024 Team	544

DOUBLES

1. 2024 Team	115
2023 Team	115
2010 Team	115
3. 2003 Team	107
4. 2016 Team	106
5. 2017 Team	105

TRIPLES

1. 1976 Team	26
2. 1980 Team	20
3. 1981 Team	18

4. 1986 Team	16
5. 2023 Team	15
2017 Team	15
2012 Team	15

HOME RUNS

1. 2010 Team	75
2. 2024 Team	74
3. 2021 Team	58
4. 2023 Team	57
2009 Team	57

RUNS BATTED IN

1. 2010 Team	347
1985 Team	347
3. 1986 Team	346
4. 2024 Team	335
5. 2009 Team	322

TOTAL BASES

1. 2010 Team	933
2. 2024 Team	897
3. 2009 Team	865
4. 2023 Team	857
5. 2017 Team	833

SLUGGING PCT

1. 1981 Team	.540
2. 1985 Team	.517
3. 1988 Team	.512
4. 1992 Team	.495
5. 2010 Team	.491

WALKS

1. 2016 Team	231
2. 1985 Team	230
3. 2023 Team	224
4. 2024 Team	218
5. 1987 Team	207

HIT BY PITCH

1. 2017 Team	63
2. 2010 Team	60
3. 2023 Team	58
4. 2011 Team	56
5. 2018 Team	55

STRIKEOUTS

1. 2019 Team	556
2. 2018 Team	509
3. 2024 Team	453
4. 2021 Team	451

5. 2023 Team	447
--------------	-----

STOLEN BASES

1. 1986 Team	123
2. 1989 Team	104
3. 1987 Team	96
4. 1980 Team	86
5. 2010 Team	84

RUNS PER GAME

1. 1981 Team	8.03
2. 1985 Team	7.68
3. 1992 Team	7.46
4. 1980 Team	7.30
5. 1987 Team	7.15
1986 Team	7.15

HITS PER GAME

1. 2009 Team	11.22
2. 2010 Team	10.53
3. 2017 Team	10.35
4. 2016 Team	10.26
5. 1985 Team	10.16

PUTOUTS

1. 2024 Team	1447
2. 2019 Team	1441
3. 2017 Team	1436
4. 2011 Team	1417
5. 2023 Team	1413

ASSISTS

1. 2011 Team	572
2. 2017 Team	563
3. 1995 Team	559
4. 2012 Team	557
5. 2010 Team	555

ERRORS

1. 2002 Team	120
2. 2001 Team	119
3. 2003 Team	118
1999 Team	118
5. 2008 Team	110

FIELDING PCT

1. 2019 Team	.969
2. 2017 Team	.967
3. 2022 Team	.966
2009 Team	.966
5. 2006 Team	.965

VICTORIES

1. 1985 Team	36
2. 1992 Team	31
3. 1986 Team	30
4. 1988 Team	26
1981 Team	26

ERA

1. 1968 Team	2.53
2. 1980 Team	2.97
3. 1992 Team	3.42
4. 1981 Team	3.47
5. 1988 Team	3.80

SAVES

1. 2019 Team	17
2. 2023 Team	12
3. 2010 Team	11
4. 2015 Team	10
5. 2021 Team	8
2006 Team	8

LOSSES

1. 2001 Team	46
2. 2005 Team	43
3. 2014 Team	42
4. 2012 Team	41
2008 Team	41

COMPLETE GAMES

1. 1976 Team	25
2. 1985 Team	23
3. 1992 Team	20
4. 1990 Team	19
1989 Team	19
1988 Team	19

INNINGS PITCHED

1. 2024 Team	482.1
2. 2019 Team	480.1
3. 2017 Team	478.2
4. 2011 Team	472.1
5. 2023 Team	471.0

HITS ALLOWED

1. 2004 Team	689
2. 2010 Team	669
3. 2011 Team	668
4. 2007 Team	636
5. 2012 Team	626

RUNS ALLOWED

1. 2016 Team	484
2. 2018 Team	482
3. 2008 Team	480
4. 2004 Team	479
5. 2012 Team	456

HOMERS ALLOWED

1. 2009 Team	83
2. 2018 Team	82
3. 2024 Team	76
4. 2001 Team	75
5. 2004 Team	74

WILD PITCHES

1. 2016 Team	81
2. 2022 Team	76
3. 2019 Team	69
4. 2024 Team	67
5. 2018 Team	65

EARNED RUNS

1. 2016 Team	430
2. 2004 Team	418
3. 2018 Team	415
4. 2000 Team	385
5. 2008 Team	381

HIT BATSMEN

1. 2013 Team	88
2. 2010 Team	83
3. 2024 Team	73
4. 2012 Team	72
5. 2016 Team	71

WALKS

1. 2016 Team	323
2. 2015 Team	310
3. 2017 Team	293
4. 2024 Team	280
5. 2018 Team	262

STRIKEOUTS

1. 2019 Team	431
2. 2017 Team	429
3. 2021 Team	413
4. 2023 Team	381
5. 2016 Team	369

TEAM RECORDS (DIVISION I ERA)

GAMES PLAYED

1. 2024 Team	56
2023 Team	56
2019 Team	56
2011 Team	56
4. 2017 Team	55
2010 Team	55
2007 Team	55
2006 Team	55
2005 Team	55
1999 Team	55

BATTING AVERAGE

1. 2009 Team	.323
2. 2003 Team	.306
3. 2010 Team	.305
4. 2017 Team	.295
5. 2016 Team	.293
2004 Team	.293

AT-BATS

1. 2024 Team	1942
2. 2017 Team	1930
3. 2011 Team	1910
4. 2010 Team	1901
5. 2016 Team	1894

RUNS SCORED

1. 2010 Team	380
2. 2024 Team	362
3. 2023 Team	347
4. 2009 Team	342
5. 2016 Team	340

HITS

1. 2010 Team	579
2. 2009 Team	572
3. 2017 Team	569
4. 2016 Team	554
5. 2024 Team	544

DOUBLES

1. 2024 Team	115
2023 Team	115
2010 Team	115
3. 2003 Team	107
4. 2016 Team	106
5. 2017 Team	105

TRIPLES

1. 2023 Team	15
2017 Team	15

2012 Team	15
4. 2019 Team	14
5. 2018 Team	12
2016 Team	12

HOME RUNS

1. 2010 Team	75
2. 2024 Team	74
3. 2021 Team	58
4. 2023 Team	57
2009 Team	57

RUNS BATTED IN

1. 2010 Team	347
2. 2024 Team	335
3. 2009 Team	322
4. 2016 Team	318
5. 2023 Team	313

TOTAL BASES

1. 2010 Team	933
2. 2024 Team	897
3. 2009 Team	865
4. 2023 Team	857
5. 2017 Team	833

SLUGGING PCT

1. 2010 Team	.491
2. 2009 Team	.488
3. 2024 Team	.462
4. 2003 Team	.457
5. 2023 Team	.455

WALKS

1. 2016 Team	231
2. 2023 Team	224
3. 2024 Team	218
4. 2017 Team	205
2007 Team	205

HIT BY PITCH

1. 2017 Team	63
2. 2010 Team	60
3. 2023 Team	58
4. 2011 Team	56
5. 2018 Team	55

STRIKEOUTS

1. 2019 Team	556
2. 2018 Team	509
3. 2024 Team	453
4. 2021 Team	451

5. 2023 Team	447
--------------	-----

STOLEN BASES

1. 2010 Team	84
2. 2023 Team	72
3. 2000 Team	68
4. 2005 Team	61
5. 2017 Team	59

RUNS PER GAME

1. 2010 Team	6.91
2. 2003 Team	6.88
3. 2009 Team	6.71
4. 2024 Team	6.46
5. 2016 Team	6.30

HITS PER GAME

1. 2009 Team	11.22
2. 2010 Team	10.53
3. 2017 Team	10.35
4. 2016 Team	10.26
5. 2003 Team	10.13

PUTOUTS

1. 2024 Team	1447
2. 2019 Team	1441
3. 2017 Team	1436
4. 2011 Team	1417
5. 2023 Team	1413

ASSISTS

1. 2011 Team	572
2. 2017 Team	563
3. 1995 Team	559
4. 2012 Team	557
5. 2010 Team	555

ERRORS

1. 2002 Team	120
2. 2001 Team	119
3. 2003 Team	118
1999 Team	118
5. 2008 Team	110

FIELDING PCT

1. 2019 Team	.969
2. 2017 Team	.967
3. 2022 Team	.966
2009 Team	.966
5. 2006 Team	.965

VICTORIES

1. 2019 Team	25
2017 Team	25
3. 2010 Team	24
4. 2023 Team	22
5. 2009 Team	21
2024 Team	21

ERA

1. 2021 Team	5.24
2. 2006 Team	5.26
3. 2019 Team	5.56
4. 1996 Team	5.58
5. 2005 Team	5.77

SAVES

1. 2019 Team	17
2. 2023 Team	12
3. 2010 Team	11
4. 2015 Team	10
5. 2021 Team	8
2006 Team	8

LOSSES

1. 2001 Team	46
2. 2005 Team	43
3. 2014 Team	42
4. 2012 Team	41
2008 Team	41

COMPLETE GAMES

1. 2001 Team	16
2. 1994 Team	15
3. 1995 Team	13
4. 2002 Team	12
1998 Team	12
1993 Team	12

INNINGS PITCHED

1. 2024 Team	482.1
2. 2019 Team	480.1
3. 2017 Team	478.2
4. 2011 Team	472.1
5. 2023 Team	471.0

HITS ALLOWED

1. 2004 Team	689
2. 2010 Team	669
3. 2011 Team	668
4. 2007 Team	636
5. 2012 Team	626

RUNS ALLOWED

1. 2016 Team	484
2. 2018 Team	482
3. 2008 Team	480
4. 2004 Team	479
5. 2012 Team	456

HOMERS ALLOWED

1. 2009 Team	83
2. 2018 Team	82
3. 2024 Team	76
4. 2001 Team	75
5. 2004 Team	74

WILD PITCHES

1. 2016 Team	81
2. 2022 Team	76
3. 2019 Team	69
4. 2024 Team	67
5. 2018 Team	65

EARNED RUNS

1. 2016 Team	430
2. 2004 Team	418
3. 2018 Team	415
4. 2000 Team	385
5. 2008 Team	381

HIT BATSMEN

1. 2013 Team	88
2. 2010 Team	83
3. 2024 Team	73
4. 2012 Team	72
5. 2016 Team	71

WALKS

1. 2016 Team	323
2. 2015 Team	310
3. 2017 Team	293
4. 2024 Team	280
5. 2018 Team	262

STRIKEOUTS

1. 2019 Team	431
2. 2017 Team	429
3. 2021 Team	413
4. 2023 Team	381
5. 2016 Team	369

TEAM RECORDS

MISCELLANEOUS TEAM RECORDS

Most consecutive wins to open season.....	7, 1979
Most consecutive wins	16, 1985
Most consecutive losses to open season.....	10, 1993
Most consecutive losses	17, 2018
Most consecutive home wins	16, 1989
Most consecutive home losses	14, 2000 and 2005
Most consecutive road wins	7, Several Tied
Most consecutive road losses	16, 2006
Most consecutive hits ... 8, Andrew Fernandez vs. Lindenwood/Alabama A&M, 2023	and Roger Gum vs. Bethel (DH), 1987
Most consecutive strikeouts (pitcher).....	10, Joe Kuchar vs. Union, 1972
Most consecutive home runs in a game ... 3, Gary Barfield vs. Christian Brothers, 1991	
Most consecutive strikeouts to start game	10 vs. Lawrence, 1972

TEAM OFFENSIVE RECORDS

INNING RECORDS

Most hits	11 at Lindenwood, May 7, 2023
Most runs	11 at Morehead State, May 5, 2024
.....	11 at Arkansas State, Feb. 27, 2021
.....	11 vs. Chicago State, Feb. 28, 1997
Most home runs	4 vs. Jacksonville State, March 27, 2010
Most stolen bases	4 (3 times), last vs. Murray State, April 28, 2015

GAME RECORDS

Most at bats	72 vs. Rhodes College, 1985
Most hits	28 at Morehead State, May 5, 2024
.....	28 vs. Berea College, March 27, 2003
Most runs	32 vs. Berea College, March 27, 2003
Most doubles	9 vs. Murray State, 2003
Most triples	3 vs. Tennessee Tech, April 24, 2022
.....	3 vs. Memphis, April 22, 2009
.....	3 vs. Harding, April 6, 2004
Most home runs	7 at Tennessee Tech, April 25, 2009
Most runs batted in	30 vs. Berea College, March 27, 2003
Most stolen bases	7 (twice), 1986
Most walks	16 at Arkansas State, Feb. 27, 2021
.....	16 vs. Christian Brothers, 1991
Most strikeouts	20 vs. Eastern Illinois, March 25, 2022
Most left on base	17 vs. Austin Peay, May 20, 2011

TEAM PITCHING RECORDS

INNING RECORDS

Most runs allowed	25 vs. Belmont, March 29, 2015
Most earned runs allowed	20 vs. Belmont, March 29, 2015
Most home runs allowed	7 vs. Belmont, March 29, 2015

GAME RECORDS

Most runs allowed	34 vs. Belmont, March 29, 2015
Most earned runs allowed	32 vs. Belmont, March 29, 2015
Most hits allowed	31 vs. Southeast Missouri, March 26, 2016
.....	31 vs. Belmont, March 29, 2015
Most home runs allowed	12 vs. Belmont, March 29, 2015
Most walks	15 at Morehead State, April 17, 2016
.....	15 vs. Evansville, March 8, 2016
.....	15 at Kentucky, March 10, 2007
.....	15 vs. Bradley, Feb. 29, 2004
.....	15 at Little Rock, 2003
Most strikeouts	21 vs. Washington University, 1972
.....	21 vs. Little Rock, 2002

TEAM FIELDING RECORDS

GAME RECORDS

Most putouts	46 at Memphis, May 12, 2015
Most assists	21 vs. Northern Illinois, 2001
Most errors	9 vs. UIC, 2002
Most double plays	4 vs. Austin Peay, April 9, 2022
.....	4 at Morehead State, April 20, 2008
.....	4 vs. Tennessee Tech, 2003

INDIVIDUAL OFFENSIVE RECORDS

GAME RECORDS

Most at bats	7 on 18 occasions;
..... last: Jalen Fithian/Blaze Bell/Cameron Brady	
..... at Morehead State, May 5, 2024	
Most hits ... 6, Caleb Hobson at Lindenwood, May 7, 2023	
..... and Scott McLean vs. Lipscomb, April 25, 2007	
Most runs ... 6, Trey Karlen vs. Cleveland State, March 20, 2010	
..... 6, Chad Wyatt vs. Louisville, April 20, 1995	
..... 6, Scott McLean vs. Lipscomb, April 25, 2007	
Most doubles	3, Several Tied;
..... last: Josh Hauser, vs. Eastern Kentucky, March 31, 2017	
Most triples	2, Several Tied;
..... last: Jordan Stoner vs. Southeast Missouri, March 16, 2018	
Most home runs ... 3, Casey Harford vs. Tennessee Tech, April 23, 2022	
..... 3, Gary Barfield vs. Christian Brothers, 1991	
..... 3, Chad Wyatt vs. Louisville, April 20, 1995	
Most runs batted in	8 on four occasions;
..... last: Christian Hall at Arkansas State, Feb. 27, 2021	
Most stolen bases ... 4, Churchill Moore vs. Union, 1986	
Most walks	7, Ricky Harris vs. Lambuth, 1977
Hit by pitch most ... 3, Hunter McLean vs. Miami (Ohio), Feb. 20, 2022	
..... 3, Ryan Bethel vs. Bethel, April 24, 2002	
..... 3, Bart Hammack vs. UIC, 2002	
Most total bases ... 14, Casey Harford vs. Tennessee Tech, April 23, 2022	
..... 14, Chad Wyatt vs. Louisville, 1995	
Most extra-base hits ... 4, Casey Harford vs. Tennessee Tech, April 23, 2022	
Most sacrifice hits	3, Several Tied;
..... last: Slade Taylor at Lindenwood, May 5, 2023	
Most sacrifice flies	2, Several Tied;
..... last: Cole Smith vs. Middle Tennessee, March 1, 2024	

INDIVIDUAL PITCHING RECORDS

GAME RECORDS

Most innings pitched	12, Eddy Eckert, 1968
Most strikeouts	19, Eddy Eckert vs. Lambuth, 1969
Most walks	10, John Fowler vs. TSU, 1986
Most runs allowed	12, Several Tied
Most earned runs	11, Several Tied
Most hits	15 on two occasions

INDIVIDUAL FIELDING RECORDS

GAME RECORDS

Most putouts	21, Ryan Bethel vs. Little Rock, 2002
Most assists ... 9, Jalen Fithian vs. Illinois State, March 17, 2024	
..... 9, Sonny Mastromatteo at Murray State, April 6, 2012	
..... 9, Cody Terry vs. Belmont, May 12, 2010	



SEASON RECORDS

VICTORIES

1. Coty Green	9	2010
Mike Hayes	9	1986
3. Alex Evans	8	2017
Alex Evans	8	2016
David Strange	8	1993
Dick Windbigler	8	1973
Ray Frame	8	1968
8. Alec Mills	7	2011
Mike Eatherly	7	1992
Shannon Haggard	7	1992
David White	7	1990
Randy Coffman	7	1988
Bruce Beckman	7	1985
Larry White	7	1981
Mike Bennett	7	1980
Dick Windbigler	7	1970

STRIKEOUTS

1. Jody Fuller	118	1998
2. Tristan Walton	98	2024
3. Winston Cannon	83	2021
4. Dalton Westfall	81	2017
5. Sam Folks	77	2021
Winston Cannon	77	2019
7. Alec Mills	74	2012
8. Tristan Walton	73	2023
Alex Evans	73	2017
10. Alex Martin	72	2015
Wesley Freeman	72	1999

COMPLETE GAMES

1. Danny Mitchell	8	1976
2. Jason Sullivan	7	2001
Wesley Freeman	7	1999
Jody Fuller	7	1998
Mike Hayes	7	1986
Martin Newby	7	1985
Tommy Glass	7	1976
8. Terry Jackson	6	1990
Alan Reynolds	6	1982
10. Brian Rosbury	5	1995
Chris Payne	5	1993
Mike Eatherly	5	1992
Randy Coffman	5	1988
John Daniel	5	1988
Bruce Beckman	5	1985
Wade Freeman	5	1985
Mike Prather	5	1984
Mike Prather	5	1983
Bruce Wyatt	5	1981

EARNED RUN AVERAGE

1. Larry White	0.41	1981
2. Frank Glover	0.96	1987
3. Ray Frame	1.17	1968
4. Craig Rogers	1.25	1980
5. Craig Rogers	1.41	1981
6. Bill Ridings	1.58	1980
7. Mike Bennett	1.63	1980
8. Mike McSwain	1.72	1988
9. Jeff Kelley	1.86	1980
10. Mike Williams	2.04	1976

APPEARANCES

1. Alec Mills	30	2011
Dustin Summers	30	2004
3. Alex Evans	28	2017
Drew Flaniken	28	2010
Travis Webb	28	2007
Dustin Summers	28	2005
Micky Dobson	28	2005
8. Dan Tobik	27	2012
Drew Flaniken	27	2009
10. Tucker Reed	26	2024
Adam Rimmer	26	2016

GAMES STARTED

1. Wesley Freeman	17	1999
2. Tristan Walton	15	2024
Austen Bullington	15	2019
Dan Tobik	15	2011
Danny Kelley	15	2011
Coty Green	15	2010
Adam Ledlow	15	2006
Jason Venczel	15	2001
Brian Rosbury	15	1995
9. Seth Petry	14	2023
Winston Cannon	14	2021
Sam Folks	14	2019
Winston Cannon	14	2019
Winston Cannon	14	2018
Dalton Westfall	14	2017
Dom Bazzani	14	2016
Alec Mills	14	2012
Coty Green	14	2009
Jacob Smothers	14	2006
Ryan Rockholt	14	2006
Ben Meador	14	2004

SAVES

1. Nick Wohlbold	13	2019
2. Patrick Bernard	8	2015
3. Wes Alsup	7	2010
4. David Hussey	6	2021
Chadwick Cameron	6	2006
6. Dan Tobik	5	2012
Ray Frame	5	1968
8. Zach Wager	4	2023
Alex Evans	4	2017
John Houston	4	2014
Stu Jones	4	2013
Wes Patterson	4	2008
Frank Perez	4	1987
Frank Perez	4	1986
Russ Hopper	4	1985

GAMES PLAYED

1. Zac Rice	56	2024
Mac Danford	56	2024
Will Smith	56	2024
Caleb Hobson	56	2023
Jordan Stoner	56	2019
Blake Davis	56	2019
Creighton Eldridge	56	2019
Cody Terry	56	2011
6. Josh Hauser	55	2017
Ryan Helgren	55	2017
Chase Okey	55	2011
Cory Stooksbury	55	2011
Ty Nelson	55	2010
Trey Karlen	55	2010

AT BATS

1. Andrew Fernandez	230	2023
2. Cody Terry	228	2011
Cody Terry	228	2010
Zac Rice	227	2024
5. Bryant Jones	226	2004
6. Trey Karlen	222	2011
7. Ryan Helgren	219	2017
8. Jordan Stoner	217	2019
Tanner Wessling	217	2017
Taylor Douglas	217	2015

BATTING AVERAGE

1. David Couch	.488	1977
2. Richie Craven	.484	1985
3. Walter Glass	.436	1976
4. Richard Matz	.435	1990
5. Jimmy Carey	.431	1994
6. Roger Gum	.429	1987
7. Bryant Jones	.425	2004
8. Scott Gladstone	.420	2009
9. Ricky Jackson	.416	1985
Scott McMackin	.416	1989

RUNS SCORED

1. Richard Craven	74	1985
2. Churchill Moore	70	1986
3. Trey Karlen	61	2010
4. Jim Willis	58	1985
5. Mark Hartsfield	56	2009
6. Zac Rice	55	2024
Caleb Hobson	55	2023
Trey Karlen	55	2011
Bryant Jones	55	2004
9. Ty Nelson	53	2010

HITS

1. Bryant Jones	96	2004
2. Ty Nelson	84	2010
Scott Gladstone	84	2009
4. Andrew Fernandez	80	2023
5. Jordan Stoner	79	2018
Mark Hartsfield	79	2009
7. Trey Karlen	77	2010
Miles Hartsfield	77	2009
9. Tanner Wessling	76	2017
10. Cody Terry	74	2010
Richard Craven	74	1985

DOUBLES

1. Trey Karlen	22	2010
2. Andrew Fernandez	21	2023
3. Ty Nelson	20	2010
4. Trey Karlen	19	2011
5. Blaze Bell	18	2023
Taylor Douglas	18	2015

Walter Glass	18	1985
8. Zac Rice	17	2023
Jordan Stoner	17	2019
Jordan Stoner	17	2018
Darrel Risberg	17	1986

TRIPLES

1. Walter Glass	9	1978
2. Donnie Mitchell	7	1981
3. Caleb Hobson	6	2023
Creighton Eldridge	6	2017
Jordan Owen	6	2012
6. Sean Dixon	4	2019
Jordan Stoner	4	2018
Tanner Wessling	4	2017
Ty Nelson	4	2010
Blake Turner	4	2007
Zach Dean	4	2005
Steve Gadlage	4	1994
Bill Glass	4	1988
Churchill Moore	4	1987
Roger Gum	4	1986
Churchill Moore	4	1986
Matt Phillips	4	1986
David Smith	4	1980
Dale Horn	4	1976

HOME RUNS

1. Jordan Owen	18	2010
2. Don Jackson	17	1972
3. Mac Danford	15	2024
Wes Patterson	15	2010
Brian Baker	15	2000
6. Trey Karlen	14	2010
Jim Willis	14	1985
8. Wil LaFollette	12	2021
Mark Hartsfield	12	2009
10. Ethan Whitley	11	2021
Taylor Douglas	11	2015
Wes Patterson	11	2009
Chuck Seymour	11	1998
Bryan Bullington	11	1995
Jimmy Carey	11	1992

RUNS BATTED IN

1. Wes Patterson	64	2010
2. Jim Willis	58	1985
3. Mac Danford	55	2024
Cody Terry	55	2010
5. Andrew Fernandez	53	2023
Miles Hartsfield	52	2009
7. Jordan Owen	51	2010
8. Taylor Douglas	47	2015
Wes Patterson	47	2009
10. Trey Karlen	46	2011
Jimmy Carey	46	1992

TOTAL BASES

1. Trey Karlen	145	2010
2. Jordan Owen	138	2010
3. Ty Nelson	136	2010
4. Bryant Jones	133	2004
5. Mark Hartsfield	131	2009
6. Andrew Fernandez	128	2023
7. Mac Danford	127	2024
Taylor Douglas	127	2015
8. Wes Patterson	126	2010
Richard Craven	126	1985

SLUGGING PERCENTAGE

1. Don Jackson	1.224	1972
2. Richard Craven	.818	1985
3. Jim Willis	.748	1985
4. Donnie Mitchell	.743	1981
5. Jimmy Carey	.732	1992
6. Mike Brown	.730	1988
7. Jim Willis	.673	1983
8. Trey Karlen	.671	2010
Bryan Bullington	.671	1995
10. Gary Slayden	.670	1982

BASE ON BALLS

1. Chase Okey	41	2011
2. Richard Craven	40	1985
3. Caleb Hobson	38	2023
4. Cole Smith	35	2024
Hunter Hart	35	2003
6. Creighton Eldridge	34	2019
Chuck Seymour	34	1998
7. Matt Hirsch	32	2015
Chase Young	32	2014
Mike Brown	32	1988

HIT BY PITCH

1. Hunter McLean	19	2023
2. Jordan Stoner	18	2019
3. Jordan Stoner	16	2018
Bart Hammock	16	2001
5. Jordan Owen	15	2012
6. Brad Smith	14	1999
7. Trey Karlen	13	2010
8. Chase Okey	12	2011
Brian Jordan	12	2003
Bart Hammock	12	2002
Steve Gadlage	12	1994

STOLEN BASES

1. Churchill Moore	65	1986
2. Caleb Hobson	36	2023
3. Churchill Moore	33	1987
4. Trey Karlen	30	2010
5. Walter Glass	28	1976
6. Brian Henley	24	1989
7. Stanley Click	23	1988
8. Trey Karlen	21	2011
9. Chad Green	20	2007
10. Ty Nelson	19	2010

PUTOUTS

1. Blake Davis	425	2019
2. Wes Patterson	413	2010
3. Blake Davis	404	2021
4. Ethan Whitley	400	2019
5. Blaze Bell	390	2023
6. Wes Patterson	376	2011
7. Nico Zych	367	2015
8. Chuck Seymour	362	1999
Brian Jordan	362	2003
10. Jason Hockaday	357	2006

ASSISTS

1. Cody Terry	172	2011
2. Cody Terry	164	2010
3. Cody Terry	157	2009
4. Jason Moore	155	2005
5. Brett Young	153	1995
6. Lance Renton	149	2006
Roger Deskins	149	1985
8. Sonny Mastromatteo	145	2012
9. Andrew Fernandez	144	2023
10. Chris Ervin	141	1993

CAREER RECORDS

GAMES PLAYED

1. Jordan Owen	204	2009-12
2. Ethan Whitley	200	2018-22
3. Cody Terry	199	2008-11
4. Douglas Nicodemus	195	2003-07
5. Will Smith	194	2021-24
6. Casey Harford	191	2018-22
7. Bryant Jones	191	2001-04
8. Nico Zych	189	2012-15
9. Wes Patterson	188	2008-11
10. Paul Slack	183	1997-00

AT BATS

1. Ethan Whitley	752	2018-22
Will Smith	752	2021-24
3. Cody Terry	750	2008-11
4. Jordan Owen	742	2009-12
5. Casey Harford	730	2018-22
6. Nico Zych	675	2012-15
7. Wes Patterson	656	2008-11
8. Bryant Jones	651	2001-04
9. Lanier English	626	1998-01
10. Blake Davis	625	2018-22

BATTING AVERAGE

1. Walter Glass	.423	1975-76
2. David Couch	.415	1977-78
3. Don Jackson	.408	1972-73
4. Greg King	.394	1990-91
Richard Matz	.394	1990-91
6. Donnie Mitchell	.393	1980-81
7. Darrel Risberg	.392	1986-88
8. Scott McMackin	.385	1989-90
9. Brian Henley	.383	1989-90
10. Roger Gum	.382	1986-87

RUNS SCORED

1. Will Smith	155	2021-24
2. Cody Terry	145	2008-11
3. Wes Patterson	132	2008-11
4. Darrel Risberg	126	1985-88
5. Bryant Jones	120	2001-04
6. Paul Slack	119	1997-00
Churchill Moore	119	1986-87
8. Trey Karlen	116	2010-11
9. Jordan Owen	112	2009-12
10. Casey Harford	109	2018-22

HITS

1. Cody Terry	226	2008-11
2. Jordan Owen	224	2009-12
3. Bryant Jones	218	2001-04
4. Will Smith	215	2021-24
5. Casey Harford	209	2018-22
6. Wes Patterson	200	2008-11
7. Ethan Whitley	184	2018-22
8. Nico Zych	182	2012-15
9. Lanier English	180	1998-01
10. Paul Slack	172	1997-00

DOUBLES

1. Cody Terry	47	2008-11
2. Casey Harford	45	2018-22
Wes Patterson	45	2008-11
4. Jordan Owen	43	2009-12
5. Trey Karlen	41	2010-11
6. Blaze Bell	37	2022-active
7. Darrel Risberg	36	1986-88
8. Andrew Fernandez	34	2023-24
Jordan Stoner	34	2018-19
Adam Gibson	34	1999-02
Brian Jordan	34	1999-03
Dan Stephens	34	2000-03

TRIPLES

1. Walter Glass	17	1975-76
2. Creighton Eldridge	9	2017-19
Donnie Mitchell	9	1980-81
4. Churchill Moore	8	1986-87
Will Smith	8	2021-24
6. Sean Dixon	7	2019-21
Jordan Owen	7	2009-12
8. Caleb Hobson	6	2023

Creighton Eldridge	6	2017-19
Zach Dean	6	2005-06
Troy Crawford	6	1996-00
Matt Phillips	6	1985-86
Matt Pumo	6	1982-85

HOME RUNS

1. Wes Patterson	39	2008-11
2. Ethan Whitley	36	2018-22
3. Jordan Owen	35	2009-12
4. Jim Willis	32	1983-85
5. Mac Danford	25	2023-24
6. Casey Harford	24	2018-22
7. Trey Karlen	23	2010-11
8. Don Jackson	22	1972-73
9. Wil LaFollette	21	2020-22
10. Will Smith	19	2021-24
Creighton Eldridge	19	2017-19
Brett Spivy	19	2003-06
Chuck Seymour	19	1998-99

RUNS BATTED IN

1. Wes Patterson	171	2008-11
2. Jim Willis	160	1983-85
3. Casey Harford	147	2018-22
4. Jordan Owen	134	2009-12
5. Cody Terry	124	2008-11
6. Ethan Whitley	118	2018-22
7. Will Smith	103	2021-24
8. Gene Jones	99	1987-89
9. Tim James	98	1985-87
10. Andrew Fernandez	97	2023-24

BASE ON BALLS

1. Will Smith	105	2021-24
2. Paul Slack	96	1999-00
3. Wes Patterson	85	2008-11
4. Hunter Hart	83	2001-04
5. Bill Glass	76	1984-88
6. Jim Willis	75	1983-85
7. Darrel Riseberg	72	1985-88
8. Creighton Eldridge	68	2017-19
9. Chase Okey	67	2011-12
10. Bryant Jones	64	2001-04
David Couch	64	1977-78

STOLEN BASES

1. Churchill Moore	98	1986-87
2. Walter Glass	56	1975-76
3. Trey Karlen	51	2010-11
4. Brian Henley	38	1989-90
Stanley Click	38	1988-89
6. Caleb Hobson	36	2023
7. Ricky Jackson	33	1985-88
8. Lanier English	31	1998-01
9. Darrel Risberg	30	1986-88
Larry Hudson	30	1978-81

PUTOUTS

1. Ethan Whitley	1,450	2018-22
2. Blake Davis	1,311	2018-22
3. Wes Patterson	1,293	2008-11
4. Tim Percy	1,030	1984-87
5. Chuck Seymour	698	1998-99
6. Brian Berryman	640	2003-05
7. Blaze Bell	622	2022-active
8. Jason Hockaday	613	2006-07
9. Joe Ayers	606	2000-01
Brian Jordan	606	1999-03
10. Chase Okey	580	2011-12

ASSISTS

1. Cody Terry	555	2008-11
2. Bryant Jones	444	2001-04
3. Casey Harford	428	2018-22
4. Paul Slack	359	1997-00
5. Douglas Nicodemus	328	2003-07
6. Nico Zych	302	2012-15
7. Josh Hauser	272	2016-17
8. Sonny Mastromatteo	270	2012-13
9. Bill Glass	269	1984-88
10. Cory Stooksbury	267	2010-11
Scott Gladstone	267	2008-09

VICTORIES

1. Dick Windbigler	26	1970-73
2. Mike Hayes	19	1984-87
3. Winston Cannon	18	2017-21
4. Ray Frame	17	1964-68
5. Alex Evans	16	2016-17
6. Michael Blount	15	1995-98
Martin Newby	15	1983-86
8. Coty Green	14	2009-10
9. Alec Mills	13	2010-12
Randy Coffman	13	1988-89
Mike McSwain	13	1987-90

EARNED RUN AVERAGE

1. Larry White	2.00	1980-81
2. Craig Rogers	2.64	1980-82
3. Brad Meadows	2.82	2002
4. Alan Reynolds	2.96	1981-82
5. Mike McSwain	3.20	1987-90
6. Mike Eatherly	3.21	1991-92
7. Rhett Fetner	3.27	2022
8. Bruce Wyatt	3.33	1981-82
9. Mike Prather	3.53	1983-84
10. Trent Latta	3.76	1994-96

APPEARANCES

1. Dustin Summers	96	2002-05
2. Alex Boshers	82	2010-14
3. Dan Tobik	80	2010-13
4. David Hussey	79	2018-21
5. Tucker Reed	71	2021-24
6. Micky Dobson	70	2003-06
Jody Fuller	70	1995-98
8. Seth Petry	67	2019-23
Alec Mills	67	2010-13
Adam Ledlow	67	2004-07

GAMES STARTED

1. Winston Cannon	55	2017-21
2. Michael Blount	49	1995-98
3. Sam Folks	45	2017-21
4. Mike Hayes	38	1984-87
5. Adam Ledlow	37	2004-07
6. Seth Petry	36	2019-23
Jody Fuller	36	1995-98
8. Brendan Lozupone	33	2009-12
9. Justin Bryant	32	2003-05
10. Eric Steensma	30	2020-24
Dan Tobik	30	2010-13
Jacob Smothers	30	2003-07

COMPLETE GAMES

1. Mike Hayes	17	1984-87
2. Michael Blount	15	1995-98
3. Martin Newby	14	1983-88
4. Mike Prather	10	1983-84
Jason Sullivan	10	2001-02
Jody Fuller	10	1995-98
Mike McSwain	10	1987-90
8. Chris Payne	9	1993-94
Terry Jackson	9	1989-90
Randy Coffman	9	1988-89

STRIKEOUTS

1. Winston Cannon	286	2017-21
2. Jody Fuller	267	1995-98
3. Dan Tobik	263	2010-13
4. Sam Folks	223	2017-21
5. Michael Blount	183	1995-98
6. Carter Smith	175	2012-15
7. Tristan Walton	171	2023-24
8. Mike Hayes	167	1984-87
9. Alec Mills	165	2010-12
10. David Hussey	159	2018-21

INNINGS PITCHED

1. Winston Cannon	303.1	2017-21
2. Michael Blount	285.0	1995-98
3. Jody Fuller	276.1	1995-98
4. Dan Tobik	275.0	2010-13
5. Sam Folks	274.1	2017-21
6. Adam Ledlow	251.1	2004-07
7. Alex Boshers	246.2	2010-14
8. Mike Hayes	218.0	1984-87
9. Carter Smith	213.1	2012-15
10. Jacob Smothers	209.0	2003-07

SAVES

1. Nick Wohlbold	16	2018-21
2. Patrick Bernard	9	2015-16
3. Dan Tobik	8	2010-13
Chadwick Cameron	8	2006-07
Frank Perez	8	1986-87
6. David Hussey	7	2018-21
Wes Alsup	7	2009-10
Russ Hopper	7	1982-85
9. Zach Wager	5	2023-24
Alex Evans	5	2016-17
Wes Patterson	5	2008-11
Dustin Summers	5	2002-05
Jody Fuller	5	1995-98
Ray Frame	5	1964-68



• A •

Steve Adcock	1985-89
Anthony Adduci	2017-18
Konnor Aherin	2017-18
Tyler Albright	2016-18
Jacob Alexander	2014
Bobby Alford	2000-03
Jason Alford	1997-00
Dick Algire	1971
Lance Alsop	2007-09
Wes Alsop	2009-10
Jojo Allen	2017-18
T.J. Allen	1999-01
Garner Anderson	2023-current
Kayo Anderson	2003-04
Brock Arender	2023-current
Isaac Armstrong	2012-13
Jordan Armstrong	2023
Dee Arnold	1993-94
Ben Aslett	2017-18
Connor Aube	2017
Simon Auter	2001
Joe Ayers	2001
Mark Aylor	1994

• B •

Wes Bacon	1999-2002
Hayden Bailey	2016
Brian Baker	2000
Max Balter	2014
Dale Barbiea	1986-87
Joe Barker	1971-72
Gary Barfield	1991-92
Kevin Barger	1992-93
Kyle Bargery	2009-13
Justin Barnes	2010-11
Barry Barnett	1971-72
Matthew Barnett	1996-97
Jeb Bartle	2024-current
Kaleb Baskin	2024-current
Stacy Batey	1988
Marek Bauner	2020
Brian Baxa	2018-2019
Drake Bayles	2025
Dom Bazzani	2016-2019
Alec Beaman	2021-24
Bruce Beckman	1984-85
Blaze Bell	2021-current
Drew Bell	2020-22
David Belote	1972-73, 1976
Mike Bennett	1979-80
Patrick Bernard	2015-2016
Brian Berryman	2004-05
Davis Benton	2024
Marcus Bersozza	2019
Ryan Bethel	2002-03
Lee Bethune	2000-01
Casey Bevis	2000-02
Kent Billings	1979
Andrew Bixby	2008
William Blackmon	2007-08
Wesley Bomar	2020-22
Tyler Borski	2017-18
Ben Bottoms	2008-09
Adam Bowker	2006-09
Michael Blount	1995-98
Alex Boshers	2010-14
Cullen Box	2024-current
William Bradford	1989
Cameron Brady	2021-24
Brent Bramblett	1976
Ricky Bratcher	1983
Ben Brewer	2010-13
Caleb Brewer	2017-18
Hunter Britcliffe	2011-12
Jonah Brody	2017-2019
Jeff Brooks	1989-90
Alex Brown	2016
Mike Brown	1987-88
Wally Brown	1971, 73-74
Nick Bruner	2004-05
Justin Bryant	2003-05
Carney Bryson	1979-80
Jay Buford	1976
Austen Bullington	2018-19

Bryan Bullington	1994-95
Pat Bunch	2003
Mark Buttrum	1994
Austin Buzick	2018-2019

• C •

Peyton Cain	2017-18
Chadwick Cameron	2006-2007
Ben Campbell	2012
Winston Cannon	2017-21
Brody Capps	2025
Jimmy Carey	1992
Isaac Carrel	2014-15
Josh Carter	2000
Jerron Casey	2010
Rodney Cash	1981-82
Tim Cash	1981
Andrew Castillo	2015-2016
Bo Caviness	1986
Jimmy Champion	1979-80
Jack Chaney	1977-80
Bryce Carden	2006-08
Lin Cates	2008-09
Randy Chism	1985-88
Chris Clapper	1993-94
Houston Clark	2024-current
Campbell Cleveland	2023-2024
Stanley Click	1988-89
Cooper Cochran	2023
Randy Coffman	1988-89
Mike Coggins	1971-74
Kyle Coleman	1988-89
Wade Collins	2012-13
Jackson Cooke	2023-2024
Hayden Cooper	2019-21
Donnie Corey	2002-03
David Couch	1977-78
Kevin Cowling	1994
Taylor Cox	2012-14
Tyson Cox	2019
Richie Craven	1985
Troy Crawford	1995-98, 2000
Grant Crihfield	2022-23
Jack Culumovic	2020-23
Dylan Cupples	2010-11

• D •

Mac Danford	2023-2024
John Daniel	1987-88
Blake Daniels	2019-21
Tandy Darby	1996
Blake Davis	2018-22
Bubba Davis	1975
Jimmy Davis	1988-89
Kelly Davis	2000-03
Mitch Davis	1981-82
Kirk Davison	1998-99
Dewitt Day	1974-77
Zach Dean	2005-06
Jake Deason	2012-15
Carson Deer	2021-2024
Justin Deere	1999-00
Zack Denney	2017-2019
Roger Deskins	1984-85
Albert Destrade	2007
Benny DeTrude	2021-2024
Bill Dickerson	1979
Matt Dickey	2022
Choyce Diffey	2023-2024
Sean Dixon	2019-21
Micky Dobson	2003-06
Johnny Dodd	1982-83
Keith Domino	1989
Mike Donohue	1971-73
Taylor Douglas	2014-15
Heath Doyle	2000
Kyle Dudley	2007-08
Mitch Dunn	1994-95
Brad Dyer	1992-94

• E •

Mike Eatherly	1991-92
Eddy Eckert	1966-69
Al Edmiston	1971-73
Billy Edwards	2018-21
Collin Edwards	2016-18

Rett Edwards	2024-current
Creighton Eldridge	2017-2019
Scott Embry	1991-92
Roger Emory	1974
Lanier English	1998-01
Justin Entrekin	2001
Drew Erie	2013-2016
Chris Ervin	1992-93
Freddie Essary	1974
Casey Estill	2003-06
Marcus Eusebio	2019
Alex Evans	2016-17

• F •

Michael Fabrizio	2004
Bret Fanning	1996
Andrew Fernandez	2023-2024
Phil Ferreira-Alves	2010
Rhett Fetner	2022
Michael Fidler	2015
Terry Finney	1978
Brian Fisher	2004
Jalen Fithian	2024-current
Drew Flaniken	2009-10
Chris Flores	2013-15
Drew Floyd	2010
Sam Folks	2017-21
Mitchell Ford	2020-21
Mike Fortune	1971-72
John Fowler	1985-87
Richard Fowler	1971
Cory Francis	2022
Willie Frederick	2011-12
Wesley Freeman	1999
Wade Freeman	1985
Tim Frye	1994
Jody Fuller	1995-98
Paul Fullerton	1981-83
Thomas Fullerton	2020-22

• G •

Steve Gadlage	1994
Jimmy Gann	2005-06
Jacob Gansert	2013-15
Curtis Gardner	1983-84
Tas Gardner	1990-91
Davis Gaston	2024
Austin Gast	2025
Nick Gavello	2015-2016
Gates Gerhart	2025
Adam Gibson	1999-02
Anthony Gilchrist	1973-74
Scott Gladstone	2008-09
Bill Glass	1985-88
Henry Glass	1976-77
Walter Glass	1975-77
Grant Glasser	2012-13
Frank Glover	1986-88
Danny Goff	1974
Sadly Goforth	1977-78
Sadler Goodwin	2016
Adam Gordon	2025
Deryl Gore	1981-82
Carl Gourgeot	1983
Terry Graham	1974-75
Jeff Graves	1993
Tom Gray	1975-76
Chad Green	2006-07
Coty Green	2009-10
Troy Green	1990
Cameron Greene	2025
Zane Gresback	2005-06
Terence Grines	2025
Gene Grubaugh	1971
Roger Gum	1986-87

• H •

Micah Hagan	2018
Shannon Haggard	1991-92
Reid Halfacre	2022
Brett Hall	2002-05
Christian Hall	2020-21
Scott Hall	1998-99
Barry Hamilton	1991-92
Keith Hamm	1990
Bart Hammack	2001-02

Tim Haney	1982-83
Casey Harford	2018-22
Jack Harlow	1971-72
Chad Harrell	1992
Rickie Harris	1977-78
Ron Harrison	1989-90
Hunter Hart	2001-04
Mark Hartsfield	2008-09
Miles Hartsfield	2008-09
Bryan Harvey	2005-06
Randall Harvey	1995-96
John Hatler	1994-95
Josh Hauser	2016-17
Mike Hayes	1984-87
Matt Haynes	2010-13
Rob Hearnberger	2003
Ryan Helgren	2016-17
Brian Henley	1989-90
Danny Hensley	1979
Tanner Hensley	2008-09
Chris Hicks	1983-84
Wes Hicks	1987-88
Jeff Hill	1983
Ryan Hill	2005-06
Tyler Hilton	2016
Johnny Hines	1978
Matt Hirsch	2015-2016
Caleb Hobson	2023
J. Henry Hobson	2022-current
Jason Hockaday	2006-07
Kyle Hodge	1996-98
Troy Holland	2012
Billy Holt	1999-00
Kevin Holt	2006-09
Russ Hopper	1983-85
Dale Horn	1974-77
Randy Horn	1971
Andy Horne	2019-21
Terry Hornsby	1981, 83-85
John Houston	2013-14
Jay Howard	2008-09
Kevin Hubbard	1980-81
Jordan Hudson	2025
Larry Hudson	1978-81
Cole Huffman	1976
Kendall Huggins	1983-84
Brock Hughes	2021
Thomas Hunt	2009
Greg Hunter	1980-81
David Hussey	2018-21
Colby Hutto	2022

• I •

Larry Ingle	1978-79
Phil Ingram	1982
Ryan Insko	2020-21
Joey Ivy	2011

• J •

Don Jackson	1971-73
Ricky Jackson	1985-88
Terry Jackson	1989-90
Tim James	1984-87
Steve Jett	1991-92
Byron Johann	2012-13
Fletcher Johnson	2014-2016
Jay Johnson	1971-73
Brian Jordan	1999-03
Baylor Jones	2020-2024
Bryant Jones	2001-04
Gene Jones	1987-89
Jacob Jones	2018
Pat Jones	2009-10
Preston Jones	2020-21
Silas Jones	2024-current
Stu Jones	2011-14
Andrew Joslin	1987-88
Danny Joyner	1979

• K •

Austin Kasick	2020
Trey Karlen	2009-11
Aiden Karns	2025
Jonah Katsaboulas	2025
Danny Kelley	2011-12
Jeff Kelley	1979-80

ALL-TIME ROSTER

Khalil Kendley 2014
 Dan Kerwin 2016-17
 Bob King 1974-75
Brandon King 2025
 Greg King 1990-91
 Jim King 1971-73
 Kenny King 2013-14
 Michael Kirby 1986-87
 Garrett Kirk 2010
 Justin Knees 2003
 Jack Knight 2020
 Joe Kuchar 1971, 73-74
Tommy Koch 2025

• L •

Kyle Laberge 2017
 Wil LaFollette 2020-22
 Jordan Lambert 2017
 Ryan Lantz 2008
 Dylan Lopic 2023-2024
 Erik Larsen 2011
 Jay Lasley 1997
 Nick Latimer 2005-06
 Trent Latta 1995-96
 Jim Van Leach 1974-75
 Adam Ledlow 2004-07
 Curt Lee 1993-94
 Warren Lee 2020-23
 Mason Libla 2019
 Derek Link 2004-06
 Lee Lockhart 1996
 Larry Long 1971-73
 Brendan Lozupone 2009-12
 Trevor Lundgrin 2012-13
 Nick Luper 2004-06

• M •

Zack Malone 2014
 Jim Maloney 1974-75
 Alex Martin 2014-15
 Eli Martin 2021-2024
 Shayne Martin 2007-08
 Drew Mason 2008-11
 Andrew Massey 2014-15
 Scott Massey 2003-05
 Sonny Masfromatteo 2012-13
 Richard Matz 1990-91
 Tommy McArthur 1991-92
 Chad McDowell 1996-97
 Charles McClain 1990
 Shawn McElyea 2008
 Skipper McGill 1996-97
 Andruw McKenzie 2020
 Matt McKinsty 2016
 Greg McKnight 1989-90
 Hunter McLean 2022-2024
 Scott McLean 2004-07
 Hunter McLeomore 1991-93
 Harry McLeod 1975-77
 Scott McMackin 1989-90
 Mike McMahon 1974
 Delmer McNeil 2001
 Mike McSwain 1988-90
 Ben Meador 2004
 Brad Meadows 2001-02
 Chance Merithew 2020-23
 Chris Meyer 1996-97
 Jeff Meyers 1974
Frank Micallef 2024-current
 Colin Millar 2023
 Cody Miller 2011-15
 Matt Milligan 2009-12
 Matt Miller 2010
 Alec Mills 2010-12
 Danny Mitchell 1975-78
 Donnie Mitchell 1980-81
 Nick Molina 2014
 Dawson Moncrief 2019-20
 Churchill Moore 1986-87
 Jason Moore 2005-06
 Mack Moore 1974-75, 77-78
 Stephen Moore 2008-09
 Erik Morgan 1996-97
 JT Morgan 2024
 Brent Morris 2010, 2013-14
 David Morris 1984-87

Mike Murphy 2015-2016

• N •

Mike Nantze 2014-15
 Hagen Nelson 2010-13
 Ty Nelson 2009-10
 Mark Newby 1982-83
 Martin Newby 1983-86
 Tim Nichols 1982
 Douglas Nicodemus 2004-07
 Brady Nighswonger 2002-03
 Flint Northcutt 1991-92
J.P. Nunn 2025
 Jerry Nusky 1981-82

• O •

Jefferey O'Doherty 2018-21
 Desmond O'Quine 2000
 Daisuke Oda 1994-96
 John Odum 1971
 George Ogilvie 1977-78
 Chase Okey 2011-12
Kevin Okins 2025
 Mike Oney 1981-82
 Mike Ostby 1992-93
 Jordan Owen 2009-12
 Preston Ozment 1999

• P •

Luke Parham 2003
 Zach Parham 2005-07
 Tanner Park 2022
 Addison Parker 2021-22
 David Parkerson 1976-77
 Danny Patterson 1972-73
 Rodney Patterson 1983-84
 Wes Patterson 2008-11
 Jake Patzner 2016-17
 Luis Paublini 2013-15
 Chris Payne 1993-94
 Tim Pearcey 1984-87
 Frank Perez 1986-87
Shawn Perez 2024-current
 Seth Petry 2019-23
 Matt Phillips 1985-86
 Zach Phillips 2009
 Justin Pickle 2017
 Wes Piersall 2013
 Adam Pitt 2001
 Clayton Pittman 2002-04
 Gary Pittman 1983-84
 Reid Pope 2019
J.T. Popick 2025
 Matt Poteete 2015
 Dalton Potts 2012-15
 Mike Prather 1983-84
 Nick Pribble 2015-16
 Gary Price 2015
 Chad Pritchett 1997-99
 Nick Proto 2016
 Matt Pumo 1982-85
 Jim Puryear 1980-81

• R •

Joe Raccuglia 2006-08
 Mike Ramsey 1983-84
 Eric Ranson 2011-12
 Bill Rasbach 1971
 Kevin Ray 1992-93
 Steve Ray 1986
 Seth Rayburn 2017-18
 Jason Reed 1988
 Tucker Reed 2021-2024
 Mike Reese 1979-80
 Lance Renton 2006-08
 Alan Reynolds 1981-82
 Chris Rezabek 2005-08
 Steve Ricciardo 1976-78
 Zac Rice 2023-2024
 Billy Richardson 1989
 Rod Rickert 1974
 Alan Rickman 2016
 Trey Ricko 2019-23
 Bill Ridings 1979-80
 Adam Rimmer 2016

Darrel Risberg 1986-88
 Jarrad Robinson 2003-04
 Jack Robinson 1979
 Ryan Rockholt 2006-07
 Jarrell Rodgers 2011
 Luke Rodgers 1999-00
 Chris Roe 2014-2016
 Craig Rogers 1980-82
 Michael Roof 2000-02
 Brian Rosbury 1995
 Chris Ross 2013-14
 Lawson Russell 2021-22

• S •

Adam Salter 2003-04
 Mike Sanders 1982
 Johnnie Sanfratelo 1996-97
 Hideaki Sato 2005-06
 Cole Schaezner 2015-2016
 Rick Searcy 1977-78
 Shane Seckinger 2016-17
 Nate Self 2020-23
 Ben Severance 2022
 Scott Seward 1984-85
 Chuck Seymour 1998-99
 Mike Shambre 1972-75
 Daniel Shaw 2015
 Ronnie Shepard 1984-85
 Frank Sheppard 1976
 Tyler Sherman 2019
 Carson Shrode 2015-18
Mason Shropshire 2025
 Matthew Shunk 2020-21
 Richard Sims 1974
 Chris Sisk 2006-08
 Ric Sisler 1984
Jacob Sittin 2025
 James Skinner 1991-92
 John Skubina 2011-14
 Paul Slack 1997-00
 Gary Slayden 1982
 Brandon Smartt 1998
 Boston Smith 2020-21
 Brad Smith 1998-99
 Carey Smith 1978-79
 Carter Smith 2012-15
 Cole Smith 2024
 David Smith 1977, 78-81
 Dewayne Smith 1993
 Jacob Smith 2022
 Jason Smith 2004
 Sam Smith 2024
 Will Smith 2021-2024
 Jacob Smothers 2004-2007
 Phil Sorensen 2011-14
 Michael Spaulding 1995-96
 Jonathan Spiceland 2000-03
 Brett Spivy 2003-06
 Adam Stacy 2008-11
 Mark Stafford 1973-75
 Travis Stauter 2023-24
 Keylen Steen 2017
 Grayden Stauffer 2021-22
 Eric Steensma 2020-24
 Dan Stephens 2000-03
 Quinton Stevens 2014-15
 D.D. Stewart 1986
 Jordan Stokes 2010-13
 Jordan Stoner 2018-2019
 Cory Stooksbury 2010-11
 Sam Stowe 2022
 David Strange 1993-94
 Cliff Sturdivant 1971
 Rod Sturdivant 1979-80
 Jason Sulliivan 2001-02
 Dustin Summers 2002-05
 Calen Sutton 2007-08
 Shawn Swaringen 2010
 Rick Swayze 1986
 George Sykes 1973-74
 Dillon Symon 2014-2016

• T •

Oliver Talley 1990-92
 Austin Taylor 2015-2016
 Slade Taylor 2023-24

Cody Terry 2008-11
 Noah Thigpen 2019-21
 Monte Thomas 1982
Quincy Thornton 2025
 Paul Tinnell 1978-80
 Dan Tobik 2010-13
Arderrius Townsend 2025
 Jim Tracey 1978
 Jess Trask 2009-11
 Greg Treadway 1978
 RC Trussell 2012
 Jay Trussler 1995-96
 Kevin Tuck 1982-83
 Blake Turner 2005-08
 Loren Turner 2002-03

• U •

Ben Upton 2014

• V •

Brett VanderMeeden 1993-94
 Brad VanderMeeden 1995
 Scott VanNeste 1996-97
 Ben Vesser 2009-10

• W •

Zach Wager 2023-current
 Erik Walker 2006-08
 Don Waller 2002
 Sean Waller 1998
 Tommy Walston 1979-80
 Nate Walters 2006-09
 Nick Walters 2006-08
 Noah Walters 2022
 Travis Walters 1993-94
 Tristan Walton 2023-24
 Donald Ward 1981-82
 Brad Warmath 1996-97
 Brian Washburn 1999-00
 Ken Waymon 1978-79
 Bill Weaver 1979
 Travis Webb 2007-09
 Tanner Wessling 2016-17
 Dalton Westfall 2016-18
 David White 1989-90
 Larry White 1980
 Ethan Whitley 2018-22
 Jonah Wichman 2023-24
 Blake Williams 2015-2019
 Brett Williams 1993
 Hal Williams 1993-95
 Mike Williams 1975-76
 Jim Willis 1983-85
 Lucas Wilmore 2007-09
 Nick Wilson 2011-13
 Randall Wilson 1977-78
 Dick Windbigler 1971-73
 Nick Wohlbold 2018-21
 Curtis Wooten 2000-02
 Robert Worley 2017-2019
 Albert Winn 1989
 Derek Wright 2009-10
 Houston Wright 2020-22
 Bruce Wyatt 1981
 Chad Wyatt 1995-96

• Y •

Chris Yandell 1990
 Ellis Yohn 2022
 Michael York 1991-92
 Brett Young 1995
 Chase Young 2014
 Colton Young 2011
 Dustin Young 1993
 Matt Young 2010-13
 Greg Youree 1987-89

• Z •

Jackson Zarubin 2014-15
 Bill Zipp 1976-79
 Harold Zonder 1981-82
 Nico Zych 2012-15



ALL-TIME SERIES RESULTS VS. OVC OPPONENTS

ALL-TIME RECORD VS. OPPONENTS

Alabama	2-2	Middle Tennessee	7-22
Alabama A&M	9-1	Millikin	2-1
Alabama State	1-2	Mississippi College	7-6-1
Arkansas	0-1	Mississippi Industrial	2-0
Arkansas-Pine Bluff	4-0	Mississippi State	0-10
Arkansas State	17-32-1	Mississippi Valley State	7-0
Auburn	0-2	Missouri	0-3
Augusta College	8-2	Missouri State	3-8
Austin Peay	35-99-2	Missouri-St. Louis	2-0
Bellarmine	2-0	Monmouth	1-1
Belmont	31-56	Morehead State	24-67
Berea College	1-0	Murray State	37-83
Bethel	48-7	NJIT	0-1
Birmingham-Southern	0-4	Nicholls	1-3
Bradley	5-7	North Alabama	34-46-2
Brown	2-1	North Dakota State	1-1
Bryant	1-0	North Park	1-0
Buffalo	2-4	Northern Illinois	1-4
Butler	2-1	Northern Iowa	5-8
Carroll College	28-3	Northern Kentucky	1-3
Carson-Newman	2-0	Northwestern State	0-3
Central Arkansas	3-11	Notre Dame	1-1
Chicago State	4-2-1	Oakland City (Ind.)	15-0
Christian Brothers	23-6	Ole Miss	2-18
Cincinnati	1-3	Otterbein	0-1
Cleveland State	3-0	Parsons College	1-1
Connecticut	0-1	Presbyterian	0-1
Creighton	0-4	Purdue	1-3
Dayton	1-2	Quincy College	7-2
Delta State	7-26	Rhode Island	2-0
Eastern Illinois	32-48	Rhodes College	9-2
Eastern Kentucky	22-59	Rockford College	6-0
Eastern Michigan	1-2	Rust College	29-2
Evansville	6-19	Saint Louis	12-15
Florida State	0-2	Samford	9-29
Freed-Hardeman	16-2	Siena	1-0
Furman	0-1	SIUE	21-27
George Washington	0-1	South Alabama	1-3
Georgia Southern	0-3	South Dakota State	3-5
Georgia State	1-0	Southeast Missouri	31-89-1
Grambling State	2-1	Southeastern Louisiana	2-10
Grand Valley State	3-0	Southeastern Massachusetts	1-0
Harding	1-0	Southern Illinois	12-36
Houston Christian	1-0	Southern Indiana	9-9
Illinois	1-2	Southern Miss	3-3
Illinois State	1-4	St. Procopius College	2-0
Indiana	0-1	Stephen F. Austin	0-3
Indiana State	3-9	Tennessee	0-8
IPFW	10-3	Tennessee State	17-10
IUPUI	8-1	Tennessee Tech	37-58
Iowa	0-1	Toledo	1-1
Jackson State	5-4	Trevecca	5-0
Jacksonville State	19-70	Troy	11-20
Kennesaw State	1-2	Tulane	0-3
Kent State	0-3	UAB	0-11
Kentucky	0-6	UIC	1-3
Kentucky Wesleyan	21-3-1	UMBC	1-0
King College	1-1	Union	32-26-2
Lakeland	4-0	USC Upstate	0-1
Lambuth	34-17	UTRGV	1-1
Lane	32-2	Valdosta State	0-2
Lawrence	39-2	Valparaiso	0-3
Lemoyne-Owen	25-6	Vanderbilt	1-16
Lincoln Memorial	4-0	Viterbo (Wis.)	3-2
Lindenwood	3-3	Wake Forest	0-1
Lipscomb	10-19	Washington (Mo.)	1-0
Little Rock	9-29	West Georgia	1-0
Livingston	13-31-1	Western Carolina	1-2
Louisiana-Monroe	1-5	Western Illinois	7-4
Louisiana Tech	0-3	Western Kentucky	0-6
Louisville	1-0	Western Michigan	0-3
Lyon College	1-0	Wisconsin-Kenosha	4-0
Martin Methodist	3-2	Wisconsin-La Crosse	7-5
McKendree	2-0	Wisconsin-Milwaukee	2-0
Memphis	7-37	Wisconsin-Platteville	2-0
Mercer	0-3	Wisconsin-Superior	1-1
Miami (Ohio)	1-2	Wooster College	3-0
Michigan State	0-1	Wright State	3-3
Mid-Continent	1-0		

Eastern Illinois

EIU leads 48-32

Home: 15-26

Away: 16-22

Neutral: 1-0

Date.....H/A/N.... Result

3/15/97	A	W	6-2
3/16/97	A	L	11-8
3/16/97	A	L	5-3
3/7/98	H	L	16-2
3/7/98	H	L	4-2
3/8/98	H	W	14-13
5/8/99	A	L	13-6
5/8/99	A	L	4-3
5/9/99	A	L	11-5
4/29/00	H	L	5-2
4/29/00	H	L	11-4
4/30/00	H	L	10-9
3/31/01	H	L	13-6
3/31/01	H	L	10-3
4/1/01	H	L	16-2
3/30/02	A	L	10-1
3/30/02	A	W	4-2
5/16/03	H	L	19-14
5/16/03	H	W	11-2
5/17/03	H	L	13-8
3/27/04	A	W	8-3
3/27/04	A	L	5-1
3/28/04	A	W	8-4
3/25/05	H	W	16-4
3/25/05	H	L	3-1
3/26/05	H	L	7-2
4/1/06	A	L	6-1
4/1/06	A	L	5-4
4/2/06	A	W	8-5
3/31/07	H	W	8-7
4/1/07	H	L	8-5
4/1/07	H	L	8-7
4/5/08	A	L	6-4
4/5/08	A	L	8-6
4/6/08	A	L	13-2
4/10/09	H	L	10-3
4/10/09	H	W	13-3
4/11/09	H	W	30-3
5/1/10	A	L	7-3
5/1/10	A	W	2-1
5/2/10	A	L	5-2

4/30/11	H	W	6-4
4/30/11	H	W	5-4
5/11/12	A	W	5-4
5/12/12	A	L	6-2
5/13/12	A	L	13-4
5/16/13	A	W	4-3
5/17/13	A	L	9-0
5/18/13	A	L	5-3
5/15/14	H	L	3-1
5/16/14	H	L	7-3
5/17/14	H	L	5-1
5/8/15	A	W	2-1 (11)
5/9/15	A	W	4-2
5/10/15	A	L	2-0
5/13/16	H	L	16-2
5/14/16	H	W	2-0
5/15/16	H	W	10-5
5/5/17	A	W	17-14
5/6/17	A	W	15-3
5/7/17	A	L	9-8
5/4/18	H	L	16-6
5/6/18	H	W	3-2
5/6/18	H	L	10-9
4/26/19	A	W	9-4
4/26/19	A	L	16-5
4/28/19	A	W	4-1
5/21/19*	N	W	2-1
4/22/21	A	W	5-1
4/23/21	A	L	7-0
4/23/21	A	W	5-2
3/25/22	H	L	4-3
3/26/22	H	L	9-4
3/27/22	H	L	3-2
3/25/23	H	W	9-5
3/26/23	H	L	10-4
3/26/23	H	W	12-4 (7)
3/28/24	H	W	5-4 (11)
3/29/24	H	W	15-14
3/30/24	H	L	8-4

Lindenwood

Series tied 3-3

Home: 1-2

Away: 2-1

Date.....H/A/N.... Result

5/5/23	A	L	13-12 (12)
5/6/23	A	W	7-5

5/7/23	A	W	18-1 (7)
5/10/24	H	W	3-2
5/11/24	H	L	8-3
5/12/24	H	L	3-0

Little Rock

LR leads 29-9

Home: 5-8

Away: 4-20

Neutral: 0-1

Date.....H/A/N.... Result

4/7/98	H	W	10-7
4/8/98	H	L	11-5
2/6/99	A	L	11-8
2/6/99	A	L	5-1
2/7/99	A	L	16-10
3/4/00	H	L	1-0
3/4/00	H	L	16-6
3/5/00	H	W	10-7
3/10/01	A	L	5-1
3/10/01	A	L	15-2
3/11/01	A	W	7-4
3/11/01	A	L	6-5
2/16/02	A	L	14-2
2/16/02	A	L	5-1
2/17/02	A	W	8-6
3/1/03	A	L	9-2
3/1/03	A	L	13-6
3/2/03	A	W	13-6
3/2/03	A	L	19-2
3/13/05	N	L	3-0
3/10/06	A	L	5-2
3/11/06	A	L	12-7
3/11/06	A	L	5-4
3/11/08	A	W	2-0
3/12/08	A	L	19-5
3/24/09	H	W	20-11
3/25/09	H	W	12-3
3/16/10	A	L	8-7
3/17/10	A	L	7-5
3/2/12	H	L	11-3
3/3/12	H	L	12-4
3/4/12	H	L	12-11 (10)
4/6/23	A	L	5-4
4/7/23	A	L	8-3
4/8/23	A	L	4-2
4/12/24	H	W	4-0

ALL-TIME SERIES RESULTS VS. OVC OPPONENTS

4/13/24 H L, 9-6
4/14/24 H L, 10-8

Morehead State

MSU leads 67-24

Home: 16-32

Away: 8-34

Neutral: 0-1

Date.....H/A/N.....Result

4/3/93 H L, 4-3
4/3/93 H L, 2-1
4/4/93 H L, 5-2
4/9/94 A L, 7-6
4/9/94 A L, 7-3
4/10/94 A L, 7-2
4/1/95 H L, 10-7
4/1/95 H L, 10-3
4/2/95 H L, 6-2
3/16/96 A L, 3-2
3/16/96 A L, 8-2
3/17/96 A L, 12-2
5/4/96* N L, 6-4
3/22/97 H L, 3-0
3/22/97 H L, 4-2
3/23/97 H W, 4-3
3/14/98 H L, 4-1
3/14/98 H W, 17-0
3/15/98 H L, 11-8
5/15/99 H L, 11-1
5/15/99 H L, 9-2
5/16/99 H L, 4-3
5/6/00 A W, 11-3
5/6/00 A L, 9-1
5/7/00 A L, 19-10
4/7/01 A L, 16-3
4/7/01 A W, 20-19
4/8/01 A L, 14-7
4/6/02 H L, 6-4
4/6/02 H L, 20-6
4/7/02 H L, 16-8
4/26/03 H W, 8-3
4/26/03 H W, 11-5
4/27/03 H L, 15-9
4/9/04 A L, 13-12
4/9/04 A L, 11-6
4/10/04 A L, 22-5
4/9/05 H L, 8-3

4/9/05 H L, 5-3
4/10/05 H L, 18-11
4/14/06 A L, 10-7
4/14/06 A L, 2-0
4/15/06 A W, 23-7
4/14/07 H W, 7-6 (10)
4/15/07 H L, 8-0
4/15/07 H W, 5-4 (8)
4/19/08 A L, 16-8
4/19/08 A W, 16-12
4/20/08 A L, 13-8
4/18/09 H L, 16-2
4/18/09 H W, 6-5
4/19/09 H L, 17-10
5/8/10 A W, 10-9
5/8/10 A W, 17-8
5/9/10 A L, 10-9
5/7/11 H L, 10-9
5/7/11 H W, 7-6 (8)
5/8/11 H W, 9-8
5/17/12 A L, 8-2
5/18/12 A L, 8-5
5/19/12 A L, 8-5
4/19/13 H L, 3-1
4/20/13 H L, 7-3
4/21/13 H L, 11-6
4/17/14 A L, 6-3
4/18/14 A L, 14-6
4/19/14 A L, 6-4
4/10/15 H L, 9-5
4/11/15 H L, 8-6
4/12/15 H L, 17-7
4/15/16 A L, 10-4
4/16/16 A W, 6-4
4/17/16 A L, 26-7
4/7/17 H W, 1-0
4/8/17 H W, 9-5
4/9/17 H W, 18-6
4/5/18 A L, 15-5
4/6/18 A L, 25-2
4/6/18 A L, 18-7
3/29/19 H W, 5-4
3/31/19 H L, 6-2
3/31/19 H W, 2-0
4/28/22 A L, 10-9 (10)
4/29/22 A L, 14-0
4/29/22 A L, 4-1

4/28/23 H W, 13-9
4/29/23 H L, 9-3
4/30/23 H W, 8-5
5/3/24 A L, 13-9
5/4/24 A L, 6-3
5/5/24 A W, 22-20 (11)

SIUE

SIUE leads 27-21

Home: 12-7

Away: 8-19

Date.....H/A/N.....Result

1972 N/A L, 12-4
1972 N/A W, 5-2
4/4/92 H W, 2-1
4/4/92 H W, 6-2
3/21/09 H L, 9-7
3/22/09 H W, 12-5
4/10/10 A W, 7-4
4/10/10 A L, 6-3
4/11/10 A W, 11-7
4/9/11 H L, 13-2
4/9/11 H W, 7-6
4/10/11 H W, 20-14
4/20/12 A L, 3-2 (11)
4/21/12 A L, 10-2
4/22/12 A L, 12-5
5/4/13 A L, 10-1
5/5/13 A L, 5-3
5/6/13 A L, 3-2 (10)
5/2/14 H L, 14-7
5/3/14 H W, 3-2
5/4/14 H L, 13-8
4/24/15 A L, 4-3
4/25/15 A L, 6-3
4/26/15 A L, 6-2
4/29/16 H W, 5-4
4/30/16 H L, 6-4
4/30/16 H W, 8-7
4/21/17 A W, 9-5
4/22/17 A W, 3-1
4/23/17 A W, 3-2
4/20/18 H W, 9-5
4/21/18 H W, 7-1
4/21/18 H L, 17-6
4/12/19 A L, 8-5
4/13/19 A L, 3-2

4/13/19 A L, 6-0
4/9/21 A L, 8-7 (10)
4/9/21 A L, 9-6
4/10/21 A W, 14-5
4/1/22 A W, 5-3
4/2/22 A L, 6-0
4/3/22 A L, 7-0
4/1/23 H L, 10-7
4/1/23 H W, 9-8
4/1/23 H W, 10-6
4/5/24 A L, 8-3
4/6/24 A L, 6-5
4/6/24 A W, 11-9 (10)

Southeast Missouri

SEMO leads 89-31-1

Home: 17-32

Away: 9-47-1

Neutral: 0-1

Date.....H/A/N.....Result

1964 N/A L, 7-4
1965 N/A W, 3-2
1967 N/A L, 9-1
1968 N/A W, 3-2
1969 N/A L, 3-2
1969 N/A W, 12-3
1975 N/A L, 8-7
1975 N/A L, 9-3
1976 N/A L, 6-0
1976 N/A W, 3-0
1977 N/A L, 4-3
1977 N/A L, 9-2
1981 N/A W, 5-3
1981 N/A L, 6-4
1983 H W, 5-1
1983 H L, 16-5
4/6/84 A L, 8-7
4/6/84 A L, 10-1
4/10/85 H L, 7-0
4/10/85 H L, 10-2
2/26/92 A W, 9-7
4/1/92 H W, 5-4
3/30/93 H W, 5-1
4/27/93 A L, 12-5
4/16/94 A W, 3-1
4/16/94 A L, 5-3
4/17/94 A L, 10-5

4/8/95 H L, 9-4
4/8/95 H L, 14-12
4/9/95 H L, 15-8
3/23/96 A L, 7-5
3/23/96 A W, 4-2
3/24/96 A T, 5-5
5/3/97 A W, 6-0
5/3/97 A W, 8-7
5/4/97 A L, 5-4
4/25/98 H L, 4-3
4/25/98 H L, 13-0
4/26/98 H L, 11-7
3/12/99 H L, 12-7
3/12/99 H W, 7-6
4/24/99 A L, 11-2
4/24/99 A L, 6-0
4/25/99 A L, 11-2
3/12/00 A L, 13-4
3/12/00 A L, 6-0
4/15/00 A L, 8-7
4/15/00 A L, 8-5
4/16/00 A L, 16-0
4/13/01 H L, 7-0
4/13/01 H L, 18-9
4/14/01 H W, 8-6
4/13/02 A L, 12-8
4/13/02 A L, 16-3
4/14/02 A L, 12-2
5/3/03 H L, 9-1
5/3/03 H L, 14-2
5/4/03 H L, 20-5
5/21/04 H L, 12-4
5/21/04 H L, 9-2
5/21/04 H W, 17-16
5/20/05 A L, 4-2
5/20/05 A L, 6-4
5/21/05 A L, 4-3
3/25/06 H W, 2-1
3/25/06 H W, 3-2
3/26/06 H W, 1-0
3/24/07 A L, 7-5
3/24/07 A L, 7-6
3/25/07 A L, 18-8
3/29/08 H L, 19-6
3/28/09 A L, 6-5 (10)
3/28/09 A L, 9-7
3/29/09 A L, 12-8



4/17/10..... H..... W, 6-3
 4/17/10..... H..... W, 12-4
 4/18/10..... H..... L, 15-1
 4/16/11..... A..... L, 8-2
 4/16/11..... A..... L, 8-2
 4/17/11..... A..... L, 8-4
 5/27/11*..... N..... L, 12-7
 4/27/12..... H..... W, 5-4
 4/28/12..... H..... L, 13-1
 4/29/12..... H..... L, 14-2
 3/28/13..... A..... L, 8-5
 3/29/13..... A..... L, 9-6
 3/30/13..... A..... L, 7-2
 3/28/14..... H..... L, 13-0
 3/29/14..... H..... L, 9-3
 3/30/14..... H..... L, 11-1
 3/20/15..... A..... L, 16-2
 3/21/15..... A..... L, 13-0
 3/22/15..... A..... L, 5-4 (12)
 3/24/16..... H..... L, 19-6
 3/25/16..... H..... L, 15-6
 3/26/16..... H..... L, 26-2
 3/17/17..... A..... L, 14-1
 3/18/17..... A..... L, 5-4
 3/19/17..... A..... L, 13-4
 3/16/18..... H..... W, 8-7
 3/17/18..... H..... L, 17-1
 3/18/18..... H..... L, 8-7
 3/8/19..... A..... L, 4-1
 3/10/19..... A..... W, 3-0
 3/10/19..... A..... W, 1-0
 3/6/20..... H..... L, 16-6
 3/7/20..... H..... L, 22-4
 3/8/20..... H..... W, 14-13
 4/13/21..... H..... L, 8-1
 5/20/21..... A..... L, 6-2
 5/21/21..... A..... L, 3-2
 5/21/21..... A..... W, 9-2
 5/13/22..... A..... W, 10-3
 5/14/22..... A..... L, 7-6
 5/15/22..... A..... L, 15-2
 5/12/23..... H..... W, 9-8
 5/13/23..... H..... W, 7-4
 5/14/23..... H..... W, 5-4
 5/16/24..... A..... L, 3-2
 5/17/24..... A..... L, 9-3
 5/18/24..... A..... L, 9-5

Southern Indiana

Series tied 9-9

Home: 6-3

Away: 1-4

Neutral: 0-1

Date..... H/A/N..... Result

4/10/90..... H..... L, 6-5 (8)
 4/10/90..... H..... L, 10-3
 4/9/91..... A..... W, 4-0
 4/9/91..... A..... L, 10-0
 3/7/92..... H..... W, 4-1
 3/7/92..... H..... W, 4-0
 4/28/92..... A..... L, 5-4
 4/28/92..... A..... L, 4-3
 2/28/95..... H..... W, 2-1
 3/2/99..... A..... L, 9-5
 2/29/00..... H..... W, 20-19
 4/14/23..... H..... W, 14-3
 4/15/23..... H..... W, 7-3
 4/16/23..... H..... L, 7-5
 4/19/24..... A..... W, 15-10
 4/20/24..... A..... L, 4-2
 4/21/24..... A..... W, 5-3
 5/22/24*..... N..... L, 11-2

Tennessee Tech

TTU leads 58-36

Home: 29-25

Away: 7-32

Neutral: 1-1

Date..... H/A/N..... Result

5/1/93..... H..... W, 4-2
 5/1/93..... H..... L, 4-2
 5/2/93..... H..... L, 7-6
 4/1/94..... H..... W, 11-5
 4/1/94..... H..... W, 14-2
 4/2/94..... H..... W, 7-6
 3/25/95..... A..... L, 6-3
 3/25/95..... A..... W, 7-3
 3/26/95..... A..... L, 11-3
 4/27/96..... H..... L, 9-4
 4/27/96..... H..... L, 7-2
 4/28/96..... H..... L, 12-10
 4/19/97..... H..... L, 10-0
 4/19/97..... H..... L, 7-4
 4/20/97..... H..... W, 13-7
 4/10/98..... A..... L, 12-5

4/10/98..... A..... L, 11-1
 4/11/98..... A..... L, 4-3
 4/10/99..... H..... W, 2-1
 4/10/99..... H..... W, 2-0
 4/11/99..... H..... L, 4-3
 5/9/00..... A..... W, 6-5
 5/9/00..... A..... L, 8-6
 5/10/00..... A..... L, 13-3
 3/24/01..... A..... L, 6-1
 3/24/01..... A..... L, 8-2
 3/25/01..... A..... L, 6-1
 3/23/02..... H..... W, 10-0
 3/23/02..... H..... L, 13-0
 3/24/02..... H..... W, 13-8
 4/12/03..... A..... L, 3-1
 4/12/03..... A..... L, 7-1
 4/13/03..... A..... L, 5-4
 4/17/04..... H..... W, 20-11
 4/17/04..... H..... W, 5-4
 4/18/04..... H..... L, 12-8
 4/16/05..... A..... L, 5-2
 4/16/05..... A..... W, 3-2
 4/17/05..... A..... L, 8-0
 4/22/06..... H..... W, 5-1
 4/22/06..... H..... L, 7-5
 4/23/06..... H..... W, 6-5
 4/20/07..... A..... L, 8-5
 4/21/07..... A..... L, 7-3
 4/22/07..... A..... L, 9-5
 4/26/08..... H..... W, 5-4
 4/26/08..... H..... W, 5-0
 4/27/08..... H..... L, 8-1
 4/25/09..... A..... W, 21-5
 4/25/09..... A..... L, 1-0
 4/26/09..... A..... L, 12-6
 5/15/10..... H..... L, 9-7 (13)
 5/15/10..... H..... L, 6-2
 5/16/10..... H..... W, 12-9
 5/14/11..... A..... L, 11-5
 5/14/11..... A..... L, 8-7 (12)
 5/15/11..... A..... L, 8-7 (11)
 3/23/12..... H..... W, 6-5
 3/24/12..... H..... L, 11-1
 3/25/12..... H..... W, 13-6
 3/22/13..... H..... L, 3-1
 3/23/13..... H..... L, 13-8
 3/24/13..... H..... L, 8-5

3/21/14..... A..... L, 14-5
 3/22/14..... A..... W, 7-5
 3/23/14..... A..... L, 2-0
 3/14/15..... H..... L, 2-0
 3/15/15..... H..... W, 7-5
 3/16/15..... H..... L, 9-3
 3/18/16..... A..... L, 12-3
 3/19/16..... A..... L, 10-2
 3/19/16..... A..... L, 5-3
 3/9/17..... H..... L, 14-6
 3/10/17..... H..... L, 4-3
 3/10/17..... H..... L, 9-6
 3/9/18..... A..... L, 13-11
 3/9/18..... A..... L, 21-5
 3/10/18..... A..... W, 4-3
 5/16/19..... H..... W, 6-2
 5/17/19..... H..... W, 7-5
 5/18/19..... H..... W, 8-1
 5/14/21..... H..... W, 9-8
 5/15/21..... H..... W, 7-4
 5/15/21..... H..... L, 15-9
 4/22/22..... H..... L, 19-6
 4/23/22..... H..... W, 24-17
 4/24/22..... H..... W, 10-9
 4/21/23..... A..... L, 13-7
 4/22/23..... A..... W, 16-2
 4/23/23..... A..... L, 11-0 (7)
 5/24/23*..... N..... L, 7-3
 4/26/24..... H..... W, 7-2
 4/27/24..... H..... W, 15-6
 4/28/24..... H..... W, 8-4
 5/22/24*..... N..... W, 3-1

Western Illinois

UTM leads 7-4

Home: 6-0

Away: 1-2

Neutral: 0-2

Date..... H/A/N..... Result

1984..... N..... L, 8-3
 3/16/02..... H..... W, 6-2
 3/16/02..... H..... W, 7-0
 3/17/02..... H..... W, 10-9
 3/13/04..... N..... L, 10-7
 3/5/05..... H..... W, 5-4
 3/5/05..... H..... W, 4-3
 3/6/05..... H..... W, 17-8

3/21/24..... A..... L, 4-3
 3/22/24..... A..... W, 14-3
 3/23/24..... A..... L, 7-6

*OVC Tournament Game

OVC Tournament

Overall: 3-8

Away: 0-1

Neutral: 3-7

Date..... Opp. Result

5/3/96..... @APSU ...L, 16-1
 5/4/96..... %MORE ...L, 6-4
 5/25/11..... ^JSUL, 9-8
 5/26/11..... ^EKUW, 6-2
 5/27/11..... ^SEMO ...L, 12-7
 5/23/17..... #APSU ...L, 6-5
 5/21/19..... ~EIUW, 2-1
 5/22/19..... ~APSU ...L, 12-2
 5/22/19..... ~MURR ...L, 9-4
 5/24/23..... ~TTUL, 7-3
 5/22/24..... ~TTUW, 3-1
 5/22/24..... ~USIL, 11-2

% Clarksville, Tenn.

^ Jackson, Tenn.

Oxford, Ala.

~ Marion, Ill.

YEARLY DIVISION I RESULTS

1993 Results

Vernon Prather

Overall: 13-28-1 • OVC: 7-13

Home: 8-12-1 • Away: 5-16 • Neutral: 0-0

Date	Opponent	W/L	UTM-OPP	Pitcher/Rcd.
2/20	Ole Miss (A)	L	0-17	Dyer/0-1
2/20	Ole Miss (A)	L	1-10	Strange/0-1
2/24	Union	T	4-4	No Decision
2/27	Missouri State	L	5-8	Dyer/0-2
2/27	Missouri State	L	4-14	Strange/0-2
2/28	Missouri State	L	1-13	Lee/0-1
3/2	Tennessee (A)	L	0-6	Payne/0-1
3/3	Tennessee (A)	L	7-9	Dyer/0-3
3/7	Southern Illinois (A)	L	1-3	Graves/0-1
3/9	Samford (A)	L	1-3	Toon/0-1
3/10	Samford (A)	W	2-1	Lee/1-1
3/17	Vanderbilt (A)	L	5-11	Dyer/0-4
3/18	Southern Miss	W	4-3	Strange/1-2
3/20	* Austin Peay (A)	L	3-13	Payne/0-2
3/21	* Austin Peay (A)	L	3-7	Graves/0-2
3/21	* Austin Peay (A)	L	1-8	Dyer/0-5
3/24	Union (A)	W	7-5	Strange/2-2
3/28	* Tennessee State (A)	W	5-0	Payne/1-2
3/28	* Tennessee State (A)	W	5-3	Strange/3-2
3/30	Southeast Missouri	W	5-1	Strange/4-2
4/3	* Morehead State	L	3-4	Payne/1-3
4/3	* Morehead State	L	1-2	Graves/0-3
4/4	* Morehead State	L	2-5	Toon/0-2
4/6	Murray State	L	2-7	Garves/0-4
4/7	Western Kentucky (A)	L	0-4	Payne/1-4
4/13	Arkansas State (A)	L	4-7	Graves/0-5
4/14	Samford	W	12-11	Strange/5-0
4/17	* Middle Tennessee	L	2-4	Graves/0-6
4/17	* Middle Tennessee	L	1-4	Payne/1-5
4/18	* Middle Tennessee	W	9-2	Strange/6-2
4/20	Austin Peay (A)	L	4-9	Young/0-1
4/2	* Eastern Kentucky (A)	L	6-7	Garves/0-7
4/2	* Eastern Kentucky (A)	L	3-9	Payne/1-6
4/25	* Eastern Kentucky (A)	W	7-4	Strange/7-2
4/27	Southeast Missouri (A)	L	5-12	Graves/0-8
4/28	Arkansas State	W	4-2	Lee/2-1
5/1	* Tennessee Tech	W	4-2	Payne/2-6
5/1	* Tennessee Tech	L	2-4	Graves/0-9
5/2	* Tennessee Tech	L	6-7	Strange/7-3
5/8	* Murray State	L	4-8	Payne/2-7
5/8	* Murray State	W	3-2	Graves/1-9
5/9	* Murray State	W	8-2	Strange/8-3

*Ohio Valley Conference Game

1994 Results

Vernon Prather

Overall: 17-26 • OVC: 8-12

Home: 10-8 • Away: 7-16 • Neutral: 0-2

Date	Opponent	W/L	UTM-OPP	Pitcher/Rcd.
2/26	Missouri State (A)	W	10-7	Strange/1-0
2/27	Missouri State (A)	L	6-7	Harrell/0-1
2/27	Missouri State (A)	L	5-7	Dyer/0-1
3/2	Ole Miss (A)	L	1-7	Payne/0-1
3/4	Illinois State	L	2-3	Starng/1-1
3/5	*Bradley	L	4-10	Ayler/0-1
3/5	Murray State (A)	L	2-5	Dyer/0-2
3/6	*Bradley	L	1-9	Frye/0-1
3/6	Murray State (A)	W	5-3	Payne/1-1
3/11	Union (A)	L	6-7 (10)	Ayler/0-2
3/12	Freed-Hardeman	W	8-2	Payne/2-1
3/23	Memphis (A)	L	10-13	Lee/1-1
3/26	* Eastern Kentucky	L	0-4	Payne/2-3
3/26	* Eastern Kentucky	L	5-13	Dyer/1-13
3/30	Western Kentucky (A)	L	1-13	Ayler/0-3
4/1	* Tennessee Tech	W	11-5	Payne/3-3
4/1	* Tennessee Tech	W	14-2	Strange/2-1

4/2	* Tennessee Tech	W	7-6	Ayler/1-3
4/9	* Morehead State (A)	L	6-7	Payne/3-4
4/9	* Morehead State (A)	L	3-7	Strange/2-2
4/10	* Morehead State (A)	L	2-7	Dyer/1-4
4/12	Arkansas State (A)	L	2-3	Strange/2-3
4/13	Bethel	W	12-0	Payne/4-4
4/16	* Southeast Missouri (A)	W	3-1	Dyer/2-4
4/16	* Southeast Missouri (A)	L	3-5	Strange/2-4
4/17	* Southeast Missouri (A)	L	5-10	Payne/4-5
4/20	Samford	W	3-2 (11)	Frye/2-1
4/20	Samford	W	4-1	Dyer/3-4
4/23	* Middle Tennessee	L	4-6	Strange/2-5
4/23	* Middle Tennessee	L	2-3	Lee/1-2
4/24	* Middle Tennessee	W	12-11	Payne/5-5
4/27	Arkansas State	L	7-9 (10)	Lee/1-3
4/30	* Murray State (A)	L	3-8	Payne/5-6
5/1	* Murray State (A)	W	10-4	Strange/3-5
5/1	* Murray State (A)	L	0-7	Dyer/3-5
5/4	* Murray State	L	3-15	Frye/3-15
5/7	* Austin Peay	W	2-1	Payne/6-6
5/8	* Austin Peay	L	3-5	Strange/3-6
5/8	* Austin Peay	W	3-2	Lee/2-1

*Ohio Valley Conference Game

^ Murray, Ky.

1995 Results

Vernon Prather

Overall: 13-35 • OVC: 2-18

Home: 8-14 • Away: 5-21 • Neutral: 0-0

Date	Opponent	W/L	UTM-OPP	Pitcher/Rcd.
2/17	Ole Miss (A)	L	0-5	Rosbury/0-1
2/18	Ole Miss (A)	L	0-13	Fanning/0-1
2/19	Ole Miss (A)	L	1-6	Blount/0-1
2/21	Murray State	W	11-4	Rosbury/1-1
2/24	Tulane (A)	L	2-13	Blount/0-2
2/25	Tulane (A)	L	2-8	Fuller/0-1
2/26	Tulane (A)	L	1-5	Rosbury/1-2
2/28	Southern Indiana	W	2-1	Darby/1-0
3/1	Western Kentucky	L	0-5	Blount/0-3
3/4	Mississippi Valley State	W	18-3	Rosbury/2-2
3/10	Southern Illinois	W	10-2	Rosbury/3-2
3/11	Southern Illinois	L	7-11	Darby/1-1
3/13	Saint Louis	L	7-12	Fuller/0-2
3/14	UAB (A)	L	8-11	Blount/0-4
3/17	UAB	L	3-11	Fanning/0-2
3/19	Murray State (A)	W	9-6	Rosbury/4-2
3/22	Western Kentucky	L	0-10	Fuller/0-3
3/25	* Tennessee Tech (A)	L	3-6	Rosbury/4-3
3/25	* Tennessee Tech (A)	W	7-3	Blount/1-4
3/26	* Tennessee Tech (A)	L	3-11	Fanning/0-3
3/28	Bethel	W	12-0	Latta/1-0
3/29	Arkansas State (A)	L	0-4	Rosbury/4-3
4/1	* Morehead State	L	7-10	Blount/1-5
4/1	* Morehead State	L	3-10	Fuller/0-4
4/2	* Morehead State	L	2-6	Rosbury/4-5
4/5	Bethel (A)	L	4-8	Latta/1-1
4/6	Memphis (A)	L	2-14	Fanning/0-4
4/8	* Southeast Missouri	L	4-9	Fuller/1-5
4/8	* Southeast Missouri	L	12-14	Darby/1-2
4/9	* Southeast Missouri	L	8-15	Rosbury/4-6
4/12	Union (A)	L	0-1	Blount/1-6
4/13	Memphis	W	8-7	Fanning/1-4
4/15	* Middle Tennessee (A)	L	3-11	Fuller/0-6
4/15	* Middle Tennessee (A)	L	2-8	Rosbury/4-7
4/16	* Middle Tennessee (A)	L	3-5	Blount/1-7
4/18	Trevecca	W	15-14	Latta/2-1
4/20	Louisville (A)	W	18-10	VanderMeeden/1-0
4/22	* Murray State	L	2-7	Blount/1-8
4/22	* Murray State	L	2-8	Fuller/0-7
4/25	Arkansas State	L	4-6	Rosbury/4-8
4/26	Lambuth	W	11-6	Fuller/1-7

4/29	* Austin Peay (A)	L	4-6	Rosbury/4-9
4/29	* Austin Peay (A)	W	8-6 (10)	VanderMeeden/2-0
4/30	* Austin Peay (A)	L	2-3	Blount/1-9
5/3	Vanderbilt (A)	W	11-9	Fuller/2-7
5/6	* Eastern Kentucky (A)	L	2-3	Blount/1-10
5/6	* Eastern Kentucky (A)	L	1-3	Rosbury/4-10
5/7	* Eastern Kentucky (A)	L	2-5	Fannings/1-5

*Ohio Valley Conference Game

1996 Results

Vernon Prather

Overall: 14-30-2 • OVC: 5-15-1

Home: 8-15-1 • Away: 6-14-1 • Neutral: 0-1

Date	Opponent	W/L	UTM-OPP	Pitcher/Rcd.
2/17	Mississippi Valley State (A)	W	17-6	Rosbury/1-0
2/17	Mississippi Valley State (A)	W	7-4	Barnett/1-0
2/21	Murray State	W	9-0	Blount/1-0
2/24	Jacksonville State (A)	L	6-8	Darby/0-1
2/24	Jacksonville State (A)	L	2-5	Rosbury/1-1
2/25	Jacksonville State (A)	L	2-6	Fanning/0-1
2/27	Evansville	L	4-8	Blount/1-1
3/2	Northern Iowa	W	3-0	Fuller/1-0
3/2	Northern Iowa	L	1-2	Barnett/1-1
3/3	Northern Iowa	W	7-3	Darby/1-1
3/9	Chicago State	T	2-2 (11)	None
3/10	Chicago State	L	1-5	Blount/1-2
3/11	Chicago State	L	1-2	Meyer/0-1
3/12	Tennessee (A)	L	0-19	Fanning/0-2
3/13	Tennessee (A)	L	5-11	Barnett/1-2
3/16	* Morehead State (A)	L	2-3	Blount/1-3
3/16	* Morehead State (A)	L	2-8	Meyer/0-2
3/17	* Morehead State (A)	L	2-12	Fuller/1-1
3/23	* Southeast Missouri (A)	L	5-7	Fuller/1-2
3/23	* Southeast Missouri (A)	W	4-2 (8)	Blount/2-3
3/24	* Southeast Missouri (A)	T	5-5	None
3/26	Arkansas State	L	2-4	Meyer/0-3
3/27	Bethel (A)	W	2-1	Barnett/2-2
3/30	* Middle Tennessee	L	3-11	Fuller/1-3
3/30	* Middle Tennessee	W	5-1	Blount/3-3
3/31	* Middle Tennessee	L	4-9	Darby/1-2
4/2	Memphis	W	9-6	Meyer/1-3
4/5	* Murray State (A)	L	1-10	Latta/0-1
4/5	* Murray State (A)	W	2-0	Blount/4-3
4/6	* Murray State (A)	L	2-6	Darby/1-3
4/10	Bethel	W	8-3	Fanning/1-2
4/11	Murray State (A)	W	11-7	Meyer/2-3
4/13	* Austin Peay	L	0-4	Darby/1-3
4/13	* Austin Peay	W	1-0	Blount/5-3
4/14	* Austin Peay	L	1-8	Fuller/1-4
4/15	Memphis (A)	L	4-5	Fanning/1-3
4/17	Arkansas State (A)	L	5-6	Meyer/2-4
4/20	* Eastern Kentucky	W	7-3	Fanning/2-3
4/20	* Eastern Kentucky	L	3-5 (8)	Blount/5-4
4/21	* Eastern Kentucky	L	4-5	Fanning/1-3
4/24	Union	L	8-20	Barnett/2-3
4/27	* Tennessee Tech	L	4-9	Fanning/2-4
4/27	* Tennessee Tech	L	2-7	Blount/5-5
4/28	* Tennessee Tech	L	10-12	Darby/1-6
5/4	\$ Austin Peay (A)	L	1-16	Blount/5-6
5/4	\$ Morehead State	L	4-6	Fanning/2-5

*Ohio Valley Conference Game

\$ OVC Tournament (Clarksville, Tenn.)

1997 Results

Vernon Prather

Overall: 15-30 • OVC: 8-16

Home: 10-14 • Away: 5-16 • Neutral: 0-0

Date	Opponent	W/L	UTM-OPP	Pitcher/Rcd.
2/18	Murray State	L	5-17	Bount/0-1
2/19	Vanderbilt (A)	L	3-8	Fuller/0-1



YEARLY DIVISION I RESULTS

2/22	Jacksonville State	L	2-10	Barnett/0-1
2/23	Jacksonville State	L	4-13	Meyer/0-1
2/28	Chicago State	W	15-2	Blount/1-1
3/6	Memphis (A)	L	3-5	Barnett/0-2
3/8	Murray State (A)	L	0-7	Fuller/0-2
3/8	Murray State (A)	W	10-1	Blount/2-1
3/11	Samford (A)	L	2-15	Barnett/0-3
3/12	Jacksonville State (A)	L	1-5	Meyer/0-2
3/15	* Eastern Illinois (A)	W	6-2	Lasley/1-0
3/16	* Eastern Illinois (A)	L	8-11	Blount/2-2
3/16	* Eastern Illinois (A)	L	3-5	Barnett/0-4
3/19	Northern Iowa	L	1-11	Rosbury/0-1
3/19	Northern Iowa	W	8-3	Cook/1-0
3/22	* Morehead State	L	0-3	Blount/0-3
3/22	* Morehead State	L	2-4	Barnett/0-5
3/23	* Morehead State	W	4-3	Lockhart/1-0
3/26	Saint Louis (A)	L	3-7	Barnett/0-6
3/29	IUPUI	W	6-1	Fuller/1-2
3/29	IUPUI	W	8-3	Blount/3-3
3/30	IUPUI	W	11-10	Alford/1-1
4/2	Arkansas State	L	0-9	Barnett/0-7
4/5	* Middle Tennessee	L	9-12	Lasley/1-1
4/6	* Middle Tennessee	L	2-9	Blount/3-4
4/6	* Middle Tennessee	W	2-0	Meyer/1-2
4/8	Saint Louis	L	7-17	Ozment/0-1
4/12	* Eastern Kentucky (A)	L	4-5	Fuller/1-3
4/12	* Eastern Kentucky (A)	L	4-5	Lasley/1-2
4/13	* Eastern Kentucky (A)	W	5-3	Meyer/2-2
4/16	Bethel	W	17-1	Alford/2-0
4/19	* Tennessee Tech	L	0-10	Fuller/1-4
4/19	* Tennessee Tech	L	4-7	Blount/3-5
4/20	* Tennessee Tech	W	13-7	Meyer/3-2
4/23	Arkansas State (A)	L	4-5	Blount/3-6
4/26	* Murray State	L	4-5	Fuller/1-5
4/26	* Murray State	W	13-6	McDowell/1-0
4/27	* Murray State	L	4-7	Meyer/3-3
4/29	Ole Miss (A)	L	2-13	Lockhart/1-1
5/3	* Southeast Missouri (A)	W	6-0	Blount/4-6
5/3	* Southeast Missouri (A)	W	8-7	Barnett/1-7
5/4	* Southeast Missouri (A)	L	4-5	McDowell/1-1
5/10	* Austin Peay (A)	L	1-2	Blount/4-7
5/10	* Austin Peay (A)	L	1-10	Meyer/3-4
5/11	* Austin Peay (A)	L	2-14	Fuller/1-6

*Ohio Valley Conference Game

1998 Results

Vernon Prather

Overall: 15-31 • OVC: 6-18

Home: 10-19 • Away: 5-12 • Neutral: 0-0

Date	Opponent	W/L	UTM-OPP	Pitcher/Rcd.
2/18	Murray State (A)	W	16-8	Blount/1-0
2/18	Murray State (A)	L	2-4	Fuller/0-1
2/21	IUPUI	W	10-5	Smartt/1-0
2/21	IUPUI	L	0-4	Bryant/0-1
2/22	IUPUI	W	14-4	Fuller/1-1
2/25	Samford	W	13-12	Blount/2-0
2/27	Northern Iowa	L	4-5	Smartt/1-1
2/27	Northern Iowa	W	15-11	Alford/1-0
2/28	Northern Iowa	L	2-15	Barnett/0-3
3/1	Northern Iowa	L	1-10	Blount/2-1
3/4	Belmont (A)	L	2-7	Waller/0-1
3/4	Belmont (A)	W	7-4	Parker/1-0
3/7	* Eastern Illinois	L	2-16	Smartt/1-2
3/7	* Eastern Illinois	L	2-4	Blount/2-2
3/8	* Eastern Illinois	W	14-13	Waller/1-1
3/11	Saint Louis	L	3-12	Smartt/1-3
3/14	* Morehead State	L	1-4	Blount/2-3
3/14	* Morehead State	W	17-0	Fuller/2-2
3/15	* Morehead State	L	8-11	Parker/1-1
3/18	Jacksonville State (A)	L	2-14	Smartt/1-4
3/19	Jacksonville State (A)	L	2-4	Parker/1-2

3/25	Arkansas State (A)	L	0-4	Parker/1-3
3/28	* Middle Tennessee (A)	W	8-6	Blount/3-3
3/28	* Middle Tennessee (A)	L	8-11	Fuller/2-3
3/29	* Middle Tennessee (A)	L	8-16	Parker/1-4
3/31	Memphis (A)	W	4-2	Fuller/3-3
4/4	* Eastern Kentucky	W	7-4	Blount/4-3
4/4	* Eastern Kentucky	L	4-9	Parker/1-5
4/5	* Eastern Kentucky	L	7-10	Fuller/3-4
4/7	Little Rock	W	10-7	Smartt/2-4
4/8	Little Rock	L	5-11	Alford/1-1
4/10	* Tennessee Tech (A)	L	5-12	Blount/4-4
4/10	* Tennessee Tech (A)	L	1-11	Bryant/0-2
4/11	* Tennessee Tech (A)	L	3-4	Fuller/3-4
4/15	Belmont	L	1-14	Alford/1-2
4/15	Belmont	W	4-0	Parker/2-5
4/18	* Murray State (A)	W	5-2	Blount/5-4
4/18	* Murray State (A)	L	0-5	Fuller/3-6
4/19	* Murray State (A)	L	2-9	Bryant/0-3
4/21	Arkansas State	L	4-7	Parker/2-6
4/25	* Southeast Missouri	L	3-4	Blount/5-5
4/25	* Southeast Missouri	L	0-13	Parker/2-7
4/26	* Southeast Missouri	L	7-11	Fuller/3-7
5/2	* Austin Peay	L	0-12	Blount/5-6
5/2	* Austin Peay	W	8-4	Fuller/4-7
5/3	* Austin Peay	L	3-8	Alford/1-3

*Ohio Valley Conference Game

1999 Results

Victor (Bubba) Cates

Overall: 15-40 • OVC: 4-20

Home: 11-17 • Away: 4-23 • Neutral: 0-0

Date	Opponent	W/L	UTM-OPP	Pitcher/Rcd.
2/6	Little Rock (A)	L	8-11	Washburn/0-1
2/6	Little Rock (A)	L	1-5	Messer/0-1
2/7	Little Rock (A)	L	10-16	Allen/0-1
2/13	Vanderbilt (A)	L	2-3	Allen/0-2
2/20	IUPUI	W	13-2	Washburn/1-1
2/20	IUPUI	W	7-3	Allen/1-2
2/21	IUPUI	W	13-2	Freeman/1-1
2/24	Murray State	L	5-8	Washburn/1-2
2/24	Murray State	L	3-7	Allen/1-3
2/28	Belmont	W	13-6	Alford/1-0
2/28	Belmont	W	7-1	Freeman/2-0
3/2	Southern Indiana (A)	L	5-9	Allen/1-4
3/3	Evansville (A)	L	1-10	Washburn/1-3
3/6	Northern Iowa	L	4-5	N/A
3/6	Northern Iowa	L	4-10	Freeman/2-1
3/7	Northern Iowa	L	4-5	Messer/0-2
3/7	Northern Iowa	W	13-7	Allen/2-4
3/9	Samford (A)	L	8-9	Allen/3-4
3/12	Southeast Missouri	L	7-12	Alford/1-1
3/12	Southeast Missouri	W	7-6	Messer/0-3
3/16	Tennessee (A)	L	3-6	Washburn/1-5
3/17	Tennessee (A)	L	7-8	Allen/3-5
3/20	Belmont (A)	L	0-2	Ozment/0-1
3/20	Belmont (A)	W	7-6	Rogers/1-0
3/24	Saint Louis (A)	W	20-15	Ozment/1-1
3/27	* Middle Tennessee	L	3-15	Washburn/1-6
3/27	* Middle Tennessee	L	3-13	Allen/3-6
3/28	* Middle Tennessee	W	4-2	Freeman/3-1
4/2	* Eastern Kentucky (A)	L	1-2	Freeman/3-2
4/2	* Eastern Kentucky (A)	L	1-3	Washburn/1-7
4/3	* Eastern Kentucky (A)	L	3-4	Gover/0-1
4/6	Arkansas State	W	2-0	Freeman/4-2
4/7	North Alabama	L	4-11	Messer/0-3
4/10	* Tennessee Tech	W	2-1	Freeman/5-2
4/10	* Tennessee Tech	W	2-0	Ozment/0-2
4/11	* Tennessee Tech	L	3-4	Rogers/1-1
4/17	* Murray State	L	2-3	Freeman/5-3
4/17	* Murray State	L	3-4	Ozment/2-2
4/18	* Murray State	L	1-5	Gover/0-2

4/20	Memphis (A)	L	0-4	Alford/1-2
4/21	Arkansas State (A)	L	5-13	Ozment/2-4
4/24	* Southeast Missouri (A)	L	2-11	Holt/0-1
4/24	* Southeast Missouri (A)	L	0-6	Ozment/2-4
4/25	* Southeast Missouri (A)	L	2-11	Freeman/5-4
4/28	Murray State (A)	W	10-9	Gover/1-2
5/1	* Austin Peay (A)	L	3-11	Freeman/5-5
5/1	* Austin Peay (A)	L	1-2	Holt/0-2
5/2	* Austin Peay (A)	W	8-6	Gover/2-2
5/8	* Eastern Illinois (A)	L	6-13	Ozment/2-5
5/8	* Eastern Illinois (A)	L	3-4	Holt/0-3
5/9	* Eastern Illinois (A)	L	5-11	Gover/2-2
5/12	Saint Louis	L	5-7	Washburn/1-8
5/15	* Morehead State	L	1-11	Freeman/5-7
5/15	* Morehead State	L	2-9	Ozment/1-4
5/16	* Morehead State	L	3-4	Holt/0-4

*Ohio Valley Conference Game

2000 Results

Victor (Bubba) Cates

Overall: 10-40 • OVC: 2-21

Home: 5-18 • Away: 5-21 • Neutral: 0-1

Date	Opponent	W/L	UTM-OPP	Pitcher/Rcd.
2/12	Jacksonville State (A)	L	8-15	Carter/0-1
2/13	Jacksonville State (A)	L	3-9	Holt/0-1
2/15	Memphis (A)	W	6-4	Doyle/1-0
2/20	Southern Illinois	L	0-3	Carter/0-2
2/20	Southern Illinois	L	5-9	Holt/0-2
2/22	Samford (A)	L	10-13	Washburn/0-1
2/23	Samford (A)	L	6-12	Ozment/0-1
2/27	Northern Illinois	W	6-5	Carter/1-2
2/27	Northern Illinois	L	8-11	Holt/0-3
2/29	Southern Indiana	W	20-19	Doyle/2-0
3/1	Arkansas State (A)	L	5-8	Doyle/2-1
3/4	Little Rock	L	0-1	Carter/1-3
3/4	Little Rock	L	6-16	Alford/0-1
3/5	Little Rock	W	10-7	Doyle/3-1
3/8	Belmont (A)	L	1-8	Bevis/0-1
3/8	Belmont (A)	L	1-3	Carter/1-4
3/12	Southeast Missouri (A)	L	4-13	Alford/0-2
3/12	Southeast Missouri (A)	L	0-6	Doyle/3-2
3/14	Mississippi State (A)	L	1-16	Carter/1-5
3/15	Mississippi State (A)	L	3-14	Doyle/3-3
3/18	* Middle Tennessee (A)	L	3-9	Washburn/0-2
3/18	* Middle Tennessee (A)	L	1-7	Carter/1-6
3/21	Belmont	W	3-2	Doyle/4-3
3/21	Belmont	W	9-4	Holt/1-3
3/22	Saint Louis	L	5-17	Washburn/0-3
3/25	* Eastern Kentucky	L	3-7	Holt/1-4
3/25	* Eastern Kentucky	L	1-3	Doyle/4-4
3/26	* Eastern Kentucky	L	4-8	Washburn/0-4
3/28	Ole Miss (A)	W	8-5	Spiceland/1-0
4/8	* Murray State (A)	L	5-9	Doyle/4-5
4/9	* Murray State (A)	L	3-8	Carter/1-7
4/9	* Murray State (A)	L	6-7	Holt/1-5
4/11	Southern Illinois (A)	L	6-12	Spiceland/1-1
4/15	* Southeast Missouri	L	7-8	Washburn/0-5
4/15	* Southeast Missouri	L	5-8	Carter/1-8
4/16	* Southeast Missouri	L	0-16	Holt/1-7
4/18	* Ole Miss	L	5-14	Washburn/0-6
4/21	* Austin Peay	L	3-13	Holt/1-7
4/21	* Austin Peay	L	2-6	Carter/1-9
4/22	* Austin Peay	L	3-7	Doyle/4-6
4/27	Saint Louis (A)	W	6-5	Washburn/1-6
4/29	* Eastern Illinois	L	2-5	Holt/1-8
4/29	* Eastern Illinois	L	4-11	Careter/1-10
4/30	* Eastern Illinois	L	9-10	Washburn/1-7
5/6	* Morehead State (A)	W	11-3	Doyle/5-6
5/6	* Morehead State (A)	L	1-9	Holt/1-9
5/7	* Morehead State (A)	L	10-19	Washburn/1-8
5/9	* Tennessee Tech (A)	W	6-5	Holt/2-9

YEARLY DIVISION I RESULTS

5/9 * Tennessee Tech (A) L 6-8 Carter/1-11
5/10 * Tennessee Tech (A) L 3-13 Doyle/5-7

*Ohio Valley Conference Game
^ Jackson, Tenn.

2001 Results Victor (Bubba) Cates Overall: 8-46 • OVC: 3-18

Home: 5-23 • Away: 3-23 • Neutral: 0-0

Date	Opponent	W/L	UTM-OPP	Pitcher/Rcd.
2/11	Vanderbilt (A)	L	0-5	Venczel/0-1
2/21	Memphis (A)	L	1-6	Sullivan/0-1
2/24	Northern Illinois	L	3-13	Venczel/0-2
2/24	Northern Illinois	L	5-12	Entrekin/0-1
2/25	Northern Illinois	L	6-8	Allen/0-1
2/28	Mississippi State (A)	L	1-5	Venczel/0-3
2/28	Mississippi State (A)	L	0-4	Sullivan/0-2
3/3	Bradley	L	1-5	Allen/0-2
3/3	Bradley	W	7-1	Entrekin/1-1
3/6	Belmont (A)	L	2-5	Sullivan/0-3
3/6	Belmont (A)	L	2-7	Venczel/0-4
3/10	Little Rock (A)	L	1-5	Allen/0-3
3/10	Little Rock (A)	L	2-15	Entrekin/1-2
3/11	Little Rock (A)	W	7-4	Spiceland/1-0
3/11	Little Rock (A)	L	5-6	Meadows/0-1
3/13	Kentucky (A)	L	3-11	Spiceland/1-1
3/14	Kentucky (A)	L	1-8	Entrekin/1-3
3/17	* Austin Peay	L	0-1	Sullivan/0-4
3/17	* Austin Peay	L	4-9	Venczel/0-5
3/18	* Austin Peay	L	6-8	Entrekin/1-4
3/20	Saint Louis	W	6-1	Meadows/1-1
3/21	Arkansas State (A)	L	2-13	Allen/0-4
3/24	* Tennessee Tech (A)	L	1-6	Sullivan/0-5
3/24	* Tennessee Tech (A)	L	2-8	Venczel/0-6
3/25	* Tennessee Tech (A)	L	1-6	Meadows/1-2
3/28	Lambuth	L	3-6	Entrekin/1-5
3/31	* Eastern Illinois	L	6-13	Sullivan/0-6
3/31	* Eastern Illinois	L	3-10	Venczel/0-7
4/1	* Eastern Illinois	L	2-16	Meadows/1-3
4/3	Lipscomb	L	3-7	Entrekin/1-6
4/7	* Morehead State (A)	L	3-16	Sullivan/0-7
4/7	* Morehead State (A)	W	20-19	Venczel/1-7
4/8	* Morehead State (A)	L	7-14	Meadows/1-4
4/10	Christian Brothers	W	10-6	Bevis/1-0
4/13	* Southeast Missouri	L	0-7	Sullivan/0-8
4/13	* Southeast Missouri	L	9-18	Allen/0-5
4/14	* Southeast Missouri	W	8-6	Meadows/2-4
4/17	Samford	L	5-6	Bevis/1-1
4/18	Samford	L	4-6	Spiceland/1-2
4/21	* Murray State (A)	L	6-14	Meadows/2-5
4/21	* Murray State (A)	L	2-5	Sullivan/0-9
4/22	* Murray State (A)	L	6-8	Venczel/1-8
4/24	Memphis	L	4-19	Allen/0-6
4/25	Lipscomb	L	8-18	Meadows/2-6
4/28	* Eastern Kentucky	L	7-13	Allen/0-7
4/28	* Eastern Kentucky	L	2-4	Venczel/1-9
4/29	* Eastern Kentucky	W	9-5	Meadows/3-6
5/1	Saint Louis (A)	L	4-5	Sullivan/0-10
5/5	Belmont	L	7-17	Venczel/1-10
5/5	Belmont	L	4-5	Meadows/3-7
5/10	Arkansas State	L	5-10	Entrekin/1-7
5/12	Southern Illinois (A)	L	3-7	Sullivan/0-11
5/12	Southern Illinois (A)	L	0-1	Venczel/1-11
5/13	Southern Illinois (A)	W	4-2	Meadows/4-7

*Ohio Valley Conference Game

2002 Results Victor (Bubba) Cates Overall: 18-33 • OVC: 4-15

Home: 11-15 • Away: 7-18 • Neutral: 0-0

Date	Opponent	W/L	UTM-OPP	Pitcher/Rcd.
2/16	Little Rock (A)	L	2-14	Sullivan/0-1
2/16	Little Rock (A)	L	1-5	Venczel/0-1
2/17	Little Rock (A)	W	8-6	Allen/1-0
2/20	Memphis	L	5-13	Allen/1-1
3/2	Southeastern Louisiana (A)	L	3-4	Venczel/0-2
3/2	Southeastern Louisiana (A)	L	5-6	Allen/1-2
3/3	Southeastern Louisiana (A)	W	14-4	Meadows/1-0
3/6	Southern Illinois	L	10-12	Summers/0-1
3/8	UIC	L	1-27	Venczel/0-3
3/9	UIC	L	3-9	Sullivan/0-2
3/10	UIC	L	0-3	Allen/1-3
3/10	UIC	W	2-1	Meadows/2-0
3/13	Samford (A)	L	3-24	Venczel/0-3
3/13	Samford (A)	L	1-2	Corey/0-1
3/14	Lipscomb (A)	L	5-7	Sullivan/0-3
3/16	Western Illinois	W	6-2	Allen/2-3
3/16	Western Illinois	W	7-0	Meadows/3-0
3/17	Western Illinois	W	10-9	Sullivan/1-3
3/23	* Tennessee Tech	W	10-0	Allen/3-3
3/23	* Tennessee Tech	L	0-13	Meadows/3-1
3/24	* Tennessee Tech	W	13-8	Sullivan/2-3
3/27	Christian Brothers	W	4-1	Corey/1-13
3/27	* Eastern Illinois (A)	L	1-10	Allen/3-4
3/30	* Eastern Illinois (A)	W	4-2	Meadows/4-1
4/2	Mississippi State (A)	L	5-6	Venczel/0-5
4/6	* Morehead State	L	4-6	Allen/3-5
4/6	* Morehead State	L	6-20	Corey/1-2
4/7	* Morehead State	L	8-16	Sullivan/2-4
4/9	Lipscomb	L	6-7	Summers/0-2
4/10	Saint Louis (A)	W	5-2	Allen/4-5
4/13	* Southeast Missouri (A)	L	3-16	Allen/4-6
4/13	* Southeast Missouri (A)	L	8-12	Sullivan/2-5
4/14	* Southeast Missouri (A)	L	2-12	Hite/0-1
4/16	Martin Methodist	W	13-12	Sullivan/3-6
4/17	Mississippi Valley State	W	16-2	Spiceland/1-2
4/20	* Murray State	L	10-12	Summers/0-3
4/20	* Murray State	L	7-10	Bevis/0-1
4/21	* Murray State	L	1-3	Sullivan/3-6
4/23	Ole Miss (A)	L	1-3	Venczel/0-6
4/24	Bethel	W	21-0	Corey/2-2
4/28	* Eastern Kentucky (A)	L	1-14	Allen/4-7
4/28	* Eastern Kentucky (A)	L	7-9	Venczel/0-7
5/4	Southern Illinois (A)	W	8-6	Allen/5-7
5/4	Southern Illinois (A)	L	7-11	Venczel/0-8
5/10	Arkansas State	L	6-10	Allen/5-8
5/12	Arkansas State (A)	W	2-1	Sullivan/4-7
5/14	Belmont	L	0-8	Allen/5-9
5/14	Belmont	W	2-1	Hite/1-1
5/18	* Austin Peay (A)	L	1-4	Sullivan/4-7
5/18	* Austin Peay (A)	L	1-2	Allen/5-10
5/19	* Austin Peay (A)	W	7-5	Spiceland/2-0

*Ohio Valley Conference Game

2003 Results Victor (Bubba) Cates Overall: 17-30-1 • OVC: 6-13-1

Home: 13-13-1 • Away: 4-17 • Neutral: 0-0

Date	Opponent	W/L	UTM-OPP	Pitcher/Rcd.
3/1	Little Rock (A)	L	2-9	Corey/0-1
3/1	Little Rock (A)	L	6-13	Robinson/0-1
3/2	Little Rock (A)	W	13-6	Bryant/1-0
3/2	Little Rock (A)	L	2-19	Estill/0-1
3/4	Saint Louis	W	6-5	Corey/1-1
3/8	Southeastern Louisiana	W	22-6	Robinson/1-1
3/8	Southeastern Louisiana	L	8-14	Summers/0-1
3/9	Southeastern Louisiana	L	12-13	McBride/0-1

3/11	Birmingham-Southern (A)	L	3-9	Spiceland/0-1
3/12	Birmingham-Southern (A)	L	5-21	Robinson/1-2
3/15	Dayton	L	1-3	Corey/1-2
3/15	Dayton	W	7-2	Bryant/2-0
3/16	Dayton	L	7-8	Estill/0-2
3/17	Martin Methodist	W	9-8	Summers/1-1
3/22	Chicago State	W	4-3	Corey/2-2
3/22	Chicago State	W	11-5	Summers/2-1
3/23	Chicago State	W	10-4	Robinson/2-2
3/26	Arkansas State	W	6-3	Spiceland/1-1
3/27	Berea College	W	32-9	Estill/1-2
4/1	Saint Louis (A)	L	7-11	Robinson/2-3
4/2	Memphis (A)	L	1-24	Hall/0-1
4/5	* Austin Peay	L	3-11	Spiceland/1-2
4/5	* Austin Peay	T	10-10	None
4/8	Christian Brothers	W	5-2	Bryant/3-0
4/12	* Tennessee Tech (A)	L	1-3	Corey/2-3
4/12	* Tennessee Tech (A)	L	1-7	Robinson/2-2
4/13	* Tennessee Tech (A)	L	4-5	Summers/2-2
4/15	Lipscomb	L	4-17	Alford/0-1
4/18	* Eastern Kentucky (A)	W	7-2	Corey/3-3
4/18	* Eastern Kentucky (A)	L	5-7	Bryant/3-1
4/19	* Eastern Kentucky (A)	L	8-18	Spiceland/1-3
4/22	Ole Miss (A)	L	0-7	Bryant/3-2
4/26	* Morehead State	W	8-3	Corey/4-3
4/26	* Morehead State	W	11-5	Robinson/3-4
4/27	* Morehead State	L	9-15	Massey/0-1
4/29	Belmont (A)	L	4-8	Estill/1-3
4/29	Belmont (A)	L	1-7	Dobson/0-1
5/3	* Southeast Missouri	L	1-9	Corey/4-4
5/3	* Southeast Missouri	L	2-14	Bryant/3-3
5/4	* Southeast Missouri	L	5-20	Massey/0-2
5/7	Arkansas State (A)	L	2-7	Summers/2-3
5/10	* Murray State (A)	L	8-12	Robinson/3-5
5/10	* Murray State (A)	W	9-3	Bryant/4-3
5/11	* Murray State (A)	W	11-6	Spiceland/2-3
5/13	Memphis	L	4-7	Summers/2-4
5/16	* Eastern Illinois	L	14-19	Corey/4-5
5/17	* Eastern Illinois	W	11-2	Bryant/5-3
5/17	* Eastern Illinois	L	8-13	Summers/2-5

*Ohio Valley Conference Game

2004 Results Victor (Bubba) Cates Overall: 16-38 • OVC: 7-20

Home: 10-21 • Away: 6-14 • Neutral: 0-3

Date	Opponent	W/L	UTM-OPP	Pitcher/Rcd.
2/17	Western Kentucky	L	2-8	Bryant/0-1
2/18	Arkansas State (A)	L	1-2	Link/0-1
2/21	Louisiana-Monroe	L	0-12	Smith/0-1
2/21	Louisiana-Monroe	W	5-2	Bryant/1-1
2/22	Louisiana-Monroe	L	3-9	Meador/0-1
2/25	Belmont	L	12-16	Summers/0-1
2/28	Bradley	W	4-2	Meador/1-1
2/28	Bradley	W	5-2	Bryant/2-1
2/29	Bradley	L	5-20	Smith/0-2
3/2	Belmont (A)	W	5-3	Link/1-1
3/4	Viterbo	L	6-9	Estill/0-1
3/9	Memphis	L	4-7	Bryant/2-2
3/11	* Wake Forest	L	1-5	Ledlow/0-1
3/13	# Western Illinois	L	7-10	Dobson/0-1
3/14	# Missouri	L	3-7	Bryant/2-3
3/16	Vanderbilt (A)	L	5-6	Ledlow/0-2
3/17	Lambuth	L	1-13	Robinson/0-2
3/23	Saint Louis (A)	W	8-3	Massey/1-0
3/27	* Eastern Illinois (A)	W	8-3	Meador/2-1
3/27	* Eastern Illinois (A)	L	1-5	Bryant/2-4
3/28	* Eastern Illinois (A)	W	8-4	Massey/2-0
3/31	Western Kentucky (A)	L	7-11	Estill/0-2
4/3	* Eastern Kentucky	W	4-3	Meador/3-1
4/3	* Eastern Kentucky	L	1-6	Massey/2-1



YEARLY DIVISION I RESULTS

4/4	* Eastern Kentucky	L	4-20	Bryant/2-5
4/6	Harding	W	13-4	Estill/1-2
4/9	* Morehead State (A)	L	12-13	Meador/3-2
4/9	* Morehead State (A)	L	6-11	Massey/2-2
4/10	* Morehead State (A)	L	5-22	Bryant/2-6
4/14	Saint Louis	W	14-4	Robinson/1-2
4/17	* Tennessee Tech	W	20-11	Meador/4-4
4/17	* Tennessee Tech	W	5-4	Dobson/1-1
4/18	* Tennessee Tech	L	8-12	Robinson/1-3
4/20	Lipscomb (A)	L	6-7	Summers/0-2
4/24	* Austin Peay (A)	L	2-23	Meador/4-3
4/24	* Austin Peay (A)	L	4-13	Dobson/1-2
4/25	* Austin Peay (A)	L	1-13	Massey/2-3
4/27	Miss. Valley State (A)	W	8-2	Meador/5-3
4/27	Miss. Valley State (A)	W	2-1	Estill/2-2
5/1	* Murray State (A)	L	5-9	Estill/1-3
5/1	* Murray State (A)	L	4-5	Summers/1-3
5/2	* Murray State (A)	L	3-4	Meador/5-4
5/5	Arkansas State	L	2-19	Smothers/0-1
5/8	* Jacksonville State	L	4-13	Dobson/1-3
5/8	* Jacksonville State	L	8-10	Massey/2-4
5/9	* Jacksonville State	W	21-16	Summers/2-3
5/12	Lipscomb	L	1-4	Robinson/1-4
5/15	* Samford	L	2-16	Dobson/2-4
5/15	* Samford	L	2-3	Massey/2-5
5/16	* Samford	L	1-6	Meador/5-5
5/18	Memphis	L	2-9	Ledlow/0-5
5/21	* Southeast Missouri	L	2-9	Massey/2-6
5/21	* Southeast Missouri	L	4-12	Summers/2-4
5/22	* Southeast Missouri	W	17-16	Dobson/2-4

*Ohio Valley Conference Game
Millington, Tenn.

2005 Results

Victor (Bubba) Cates

Overall: 12-43 • OVC: 6-20

Home: 7-20 • Away: 5-20 • Neutral: 0-3

Date	Opponent	W/L	UTM-OPP	Pitcher/Rcd.
2/18	Louisiana-Monroe (A)	L	1-6	Massey/0-1
2/19	Louisiana-Monroe (A)	L	0-1	Bryant/0-1
2/20	Louisiana-Monroe (A)	L	4-7	Estill/0-1
2/23	Vanderbilt (A)	L	5-12	Ledlow/0-1
2/25	Martin Methodist	W	5-4	Dobson/1-0
3/1	Arkansas State	L	4-18	Estill/0-2
3/2	Memphis	L	1-4	Massey/0-2
3/5	Southern Illinois	W	5-4	Ledlow/1-1
3/5	Western Illinois	W	4-3	Bryant/1-1
3/6	Western Illinois	W	17-8	Estill/1-3
3/8	Evansville	L	3-4	Massey/0-2
3/9	Evansville	L	3-13	Link/0-1
3/12	# Indiana State	L	2-4	Bryant/1-2
3/13	# Connecticut	L	0-3	Massey/0-4
3/13	# Little Rock	L	0-3	Estill/1-3
3/15	Birmingham-Southern (A)	L	1-7	Ledlow/1-2
3/16	Birmingham-Southern (A)	L	7-9	Link/0-2
3/17	Lipscomb (A)	L	4-6	Bryant/1-3
3/25	* Eastern Illinois	W	16-4	Massey/1-4
3/25	* Eastern Illinois	L	1-3	Ledlow/1-3
3/26	* Eastern Illinois	L	2-7	Estill/1-4
3/29	Southern Illinois (A)	L	3-4	Summers/0-1
4/3	* Eastern Kentucky (A)	L	2-11	Massey/1-5
4/3	* Eastern Kentucky (A)	W	6-5	Bryant/2-3
4/5	Arkansas State	L	1-7	Estill/1-5
4/9	* Morehead State	L	3-8	Ledlow/1-4
4/9	* Morehead State	L	3-5	Bryant/2-4
4/10	* Morehead State	L	11-18	Estill/1-6
4/13	Saint Louis (A)	W	9-7	Summers/1-0
4/16	* Tennessee Tech (A)	L	2-5	Ledlow/1-5
4/16	* Tennessee Tech (A)	W	3-2	Bryant/3-4
4/17	* Tennessee Tech (A)	L	0-8	Estill/1-7
4/19	Southern Illinois	L	7-12	Smothers/0-1

4/20	Lipscomb	L	3-8	Link/0-3
4/23	* Austin Peay	L	3-14	Ledlow/1-6
4/23	* Austin Peay	L	0-2	Bryant/3-5
4/24	* Austin Peay	L	1-6	Estill/1-8
4/27	Belmont	L	2-3	Smothers/0-2
4/30	* Murray State	L	3-4	Ledlow/1-7
4/30	* Murray State	L	2-6	Bryant/3-6
5/1	* Murray State	W	4-2	Massey/2-5
5/3	Belmont (A)	L	2-5	Link/0-4
5/3	Belmont (A)	W	10-8	Smothers/1-2
5/7	* Jacksonville State (A)	L	0-8	Ledlow/1-8
5/7	* Jacksonville State (A)	L	4-6	Summers/1-2
5/8	* Jacksonville State (A)	W	4-3	Massey/3-5
5/11	Memphis (A)	L	3-7	Smothers/1-3
5/14	* Samford	W	7-6	Summers/2-2
5/14	* Samford	L	0-8	Bryant/3-6
5/15	* Samford	L	1-7	Massey/3-6
5/17	Mississippi State (A)	L	3-17	Estill/1-9
5/17	Mississippi State (A)	L	3-8	Smothers/1-4
5/20	* Southeast Missouri (A)	L	4-6	Ledlow/1-9
5/20	* Southeast Missouri (A)	L	2-4	Bryant/3-8
5/21	* Southeast Missouri (A)	L	3-4	Massey/3-7

*Ohio Valley Conference Game
Millington, Tenn.

2006 Results

Victor (Bubba) Cates

Overall: 20-35 • OVC: 9-18

Home: 13-10 • Away: 7-24 • Neutral: 0-1

Date	Opponent	W/L	UTM-OPP	Pitcher/Rcd.
2/17	Northwestern State (A)	L	1-9	Smothers/0-1
2/17	Northwestern State (A)	L	1-7	Ledlow/0-1
2/19	Northwestern State (A)	L	2-7	Rockholt/0-1
2/25	Bradley	L	2-7	Smothers/0-2
2/25	Bradley	W	4-3	Cameron/1-0
2/26	Bradley	L	6-14	Rockholt/0-2
2/28	Memphis (A)	L	7-9	Link/0-1
3/1	Union University	W	10-9	Cameron/2-0
3/4	Freed-Hardeman	L	5-10	Rockholt/0-3
3/4	Freed-Hardeman	W	4-3	Cameron/3-0
3/7	Arkansas State (A)	L	3-12	Link/0-2
3/7	Arkansas State (A)	W	5-4	Smothers/1-2
3/10	Little Rock (A)	L	2-5	Ledlow/0-2
3/11	Little Rock (A)	L	7-12	Smothers/1-3
3/11	Little Rock (A)	L	4-5	Estill/0-1
3/14	Belmont (A)	W	4-3	Dobson/1-0
3/15	Lipscomb (A)	L	3-4	Ledlow/0-3
3/16	Middle Tennessee (A)	L	11-12	Dobson/1-1
3/25	* Southeast Missouri	W	3-2	Dobson/2-1
3/25	* Southeast Missouri	W	2-1	Smothers/2-3
3/26	* Southeast Missouri	W	1-0	Rockholt/1-3
3/29	Southern Illinois (A)	L	1-7	Link/0-3
4/1	* Eastern Illinois (A)	L	1-6	Ledlow/0-4
4/1	* Eastern Illinois (A)	L	4-5	Dobson/2-2
4/2	* Eastern Illinois (A)	W	8-5	Rockholt/2-3
4/4	Southern Illinois	W	5-4	Estill/1-1
4/5	^ Memphis	L	4-5	Dobson/2-3
4/8	* Eastern Kentucky	L	2-4	Ledlow/0-5
4/8	* Eastern Kentucky	L	1-6	Smothers/2-5
4/9	* Eastern Kentucky	L	3-11	Rockholt/2-4
4/10	Martin Methodist (A)	L	3-4	Cameron/3-1
4/11	Saint Louis	W	12-4	Ledlow/1-5
4/14	* Morehead State (A)	L	7-10	Smothers/2-5
4/14	* Morehead State (A)	L	0-2	Ledlow/1-6
4/15	* Morehead State (A)	W	23-7	Rockholt/3-4
4/18	Arkansas State	W	11-5	Walker/1-0
4/19	Lipscomb	W	9-8	Smothers/3-5
4/22	* Tennessee Tech	W	5-1	Ledlow/2-6
4/22	* Tennessee Tech	L	5-7	Cameron/3-2
4/23	* Tennessee Tech	W	6-5	Dobson/3-3
4/27	Miss. Valley State (A)	W	1-0	Link/1-3

4/29	* Austin Peay (A)	L	1-7	Ledlow/2-7
4/29	* Austin Peay (A)	L	4-7	Smothers/3-6
4/30	* Austin Peay (A)	L	3-4	Rockholt/2-5
5/2	Belmont	W	4-1	Link/2-3
5/6	* Murray State (A)	L	4-6	Ledlow/2-8
5/6	* Murray State (A)	L	2-7	Smothers/3-7
5/7	* Murray State (A)	W	9-4	Rockholt/4-5
5/13	* Jacksonville State	L	0-7	Ledlow/2-9
5/13	* Jacksonville State	L	2-4	Smothers/3-8
5/14	* Jacksonville State	L	1-12	Rockholt/4-6
5/16	Mississippi State (A)	L	6-8	Cameron/3-3
5/19	* Samford (A)	L	4-5	Ledlow/2-10
5/19	* Samford (A)	L	0-2	Smothers/3-9
5/20	* Samford (A)	W	9-7	Cameron/4-3

*Ohio Valley Conference Game

^ Union City, Tenn.

2007 Results

Victor (Bubba) Cates

Overall: 19-36 • OVC: 7-19

Home: 16-14 • Away: 3-20 • Neutral: 0-2

Date	Opponent	W/L	UTM-OPP	Pitcher/Rcd.
2/16	Southeastern Louisiana (A)	L	6-3	Ledlow/0-1
2/17	Southeastern Louisiana (A)	L	16-1	Smothers/0-1
2/18	Southeastern Louisiana (A)	L	10-3	Rockholt/0-1
2/25	Bradley	L	14-8	Webb/0-1
2/25	Bradley	W	3-2	Rockholt/1-1
2/27	Memphis (A)	L	2-1	Webb/0-2
2/28	Southern Illinois	L	12-5	Blackmon/0-1
3/6	South Dakota State	W	5-4 (10)	Cameron/1-0
3/7	South Dakota State	L	15-4	Walker/0-1
3/9	Kentucky (A)	L	6-4	Ledlow/0-2
3/10	Kentucky (A)	L	27-0	Walker/0-2
3/11	Kentucky (A)	L	16-7	Smothers/0-2
3/13	McKendree	W	6-0	Blackmon/1-1
3/14	McKendree	W	17-8	Rockholt/2-1
3/17	IPFW	W	4-1	Ledlow/1-2
3/17	IPFW	W	5-2	Walker/1-2
3/18	IPFW	L	7-5	Smothers/0-3
3/20	Saint Louis (A)	L	1-0	Rockholt/2-2
3/24	* Southeast Missouri (A)	L	7-6	Cameron/1-1
3/24	* Southeast Missouri (A)	L	7-5	Walker/1-3
3/25	* Southeast Missouri (A)	L	18-8	Blackmon/1-2
3/27	Arkansas State	W	8-3	Smothers/1-3
3/28	Southern Illinois (A)	L	13-8	Walker/1-4
3/31	* Eastern Illinois	W	8-7	Cameron/2-1
4/1	* Eastern Illinois	L	8-5	Blackmon/1-3
4/1	* Eastern Illinois	L	8-7	Cameron/2-2
4/4	Lipscomb (A)	L	5-3	Cameron/2-3
4/6	* Eastern Kentucky (A)	L	13-8	Ledlow/1-3
4/6	* Eastern Kentucky (A)	W	6-1	Blackmon/2-3
4/9	& Martin Methodist	L	14-10 (12)	Cameron/2-4
4/11	Saint Louis	W	5-1	Rockholt/3-2
4/14	* Morehead State	W	7-6 (10)	Cameron/3-4
4/15	* Morehead State	L	8-0	Blackmon/2-4
4/15	* Morehead State	W	5-4 (8)	Walker/2-4
4/17	Arkansas State (A)	L	6-1	Walker/2-5
4/19	Lyon College	W	7-3	Rockholt/4-2
4/20	* Tennessee Tech (A)	L	8-5	Rockholt/4-3
4/21	* Tennessee Tech (A)	L	7-3	Blackmon/2-5
4/22	* Tennessee Tech (A)	L	9-5	Smothers/1-4
4/24	Belmont	W	11-8	Webb/1-2
4/25	Lipscomb	W	20-15	Smothers/2-4
4/28	* Austin Peay	L	4-0	Ledlow/1-4
4/28	* Austin Peay	L	15-3	Blackmon/2-6
4/29	* Austin Peay	L	4-2	Walker/2-6
5/1	Belmont (A)	W	3-1	Smothers/2-4
5/5	* Murray State	L	10-6	Ledlow/1-5
5/5	* Murray State	W	10-9	Cameron/4-4
5/6	* Murray State	W	8-5	Walker/3-6
5/12	* Jacksonville State (A)	L	13-2	Ledlow/1-6

YEARLY DIVISION I RESULTS

5/12	* Jacksonville State (A)	W	4-3	Blackmon/3-6
5/13	* Jacksonville State (A)	L	3-1	Walker/3-7
5/15	^ Memphis	L	5-3	Smothers/3-5
5/18	* Samford	L	13-5	Walker/3-8
5/18	* Samford	L	11-3	Blackmon/3-7
5/19	* Samford	L	7-1	Smothers/3-6

*Ohio Valley Conference Game
& Savannah, Tenn.
^ Union City, Tenn.

2008 Results Victor (Bubba) Cates Overall: 10-41 • OVC: 5-20

Home: 4-15 • Away: 5-23 • Neutral: 1-3

Date	Opponent	W/L	UTM-OPP	Pitcher/Rcd.
2/23	USC Upstate (A)	L	5-7	Walker/0-1
2/23	^George Washington	L	6-10	McElyea/0-1
2/24	^NJIT	L	4-14	Cates/0-1
2/27	Memphis (A)	L	7-10	Sutton/0-1
2/28	Southern Illinois	L	6-10	McElyea/0-2
3/1	Creighton	L	4-9	Blackmon/0-1
3/1	Creighton	L	1-12	Walker/0-2
3/2	Creighton	L	2-8	Lantz/0-1
3/6	Lambuth	L	6-11	Cates/0-2
3/11	Little Rock (A)	W	2-0	Walker/1-0
3/12	Little Rock (A)	L	5-19	Lantz/0-2
3/14	Louisiana Tech (A)	L	5-8	Cates/0-3
3/15	Louisiana Tech (A)	L	1-6	Patterson/0-1
3/16	Louisiana Tech (A)	L	6-11	Lantz/0-3
3/21	* Samford (A)	L	3-5	Walker/1-3
3/21	* Samford (A)	L	1-14	Lantz/0-4
3/22	* Samford (A)	L	5-12	Patterson/0-2
3/25	Arkansas State	L	6-12	Blackmon/0-2
3/26	Southern Illinois (A)	L	3-6	Cates/0-4
3/29	* Southeast Missouri	L	6-19	Walker/1-4
4/1	Arkansas State (A)	W	9-8 (10)	Patterson/1-2
4/2	\$ Lipscomb	W	9-8 (10)	Sutton/1-1
4/5	* Eastern Illinois (A)	L	4-6	Walker/1-5
4/5	* Eastern Illinois (A)	L	6-8	Lantz/0-5
4/6	* Eastern Illinois (A)	L	2-13	Patterson/1-3
4/8	Evansville	L	10-15	Cates/0-5
4/9	Lipscomb (A)	L	9-10	McElyea/0-3
4/12	* Eastern Kentucky	L	3-6	Walker/1-6
4/12	* Eastern Kentucky	L	0-6	Lantz/0-6
4/13	* Eastern Kentucky	W	6-3	Sutton/2-1
4/15	Saint Louis (A)	L	4-11	Cates/0-6
4/16	# Memphis	L	3-7	McElyea/0-4
4/19	* Morehead State (A)	L	8-16	Walker/1-7
4/19	* Morehead State (A)	W	16-12	Patterson/2-3
4/20	* Morehead State (A)	L	8-13	Lantz/1-7
4/22	Evansville (A)	W	13-12	Cates/1-6
4/26	* Tennessee Tech	W	5-4	Walker/2-7
4/26	* Tennessee Tech	W	5-0	Sutton/3-1
4/27	* Tennessee Tech	L	1-8	Lantz/0-8
4/29	Belmont	W	6-5	Patterson/3-3
4/29	Belmont	L	5-14	Bixby/0-1
5/3	* Austin Peay (A)	L	3-13	Walker/2-8
5/4	* Austin Peay (A)	W	4-2	Sutton/4-1
5/4	* Austin Peay (A)	L	3-12	McElyea/0-5
5/10	* Murray State (A)	L	1-5	Walker/2-9
5/10	* Murray State (A)	L	1-5	Sutton/4-2
5/11	* Murray State (A)	L	4-13	McElyea/0-6
5/13	Belmont (A)	L	5-12	Bowker/0-1
5/16	* Jacksonville State	L	7-10	Walker/2-10
5/16	* Jacksonville State	L	0-5	Sutton/4-3
5/17	* Jacksonville State	L	8-15	McElyea/0-7

*Ohio Valley Conference Game
^ Spartanburg, SC
\$ Union City, Tenn.
Jackson, Tenn.

2009 Results Victor (Bubba) Cates Overall: 21-30 • OVC: 10-14 Home: 12-13 • Away: 9-16 • Neutral: 0-1

Date	Opponent	W/L	UTM-OPP	Pitcher/Rcd.
2/20	Central Arkansas (A)	L	5-11	Green/0-1
2/21	Central Arkansas (A)	W	7-6	Hensley/1-0
2/22	Central Arkansas (A)	L	6-15	Flaniken/0-1
2/24	Southern Illinois	W	6-5	Bowker/1-0
2/25	Evansville	W	13-2	Green/1-1
3/3	Southern Illinois (A)	L	4-5	Green/1-2
3/4	Bethel	W	8-7	Patterson/1-0
3/5	Lambuth	L	4-8	Flaniken/0-2
3/10	UAB (A)	L	5-13	Green/1-3
3/11	UAB (A)	L	2-13	Cates/0-1
3/13	Georgia State (A)	L	7-10	Hensley/1-1
3/13	Georgia State (A)	W	8-7 (10)	Hensley/2-1
3/17	Memphis (A)	W	9-2	Green/2-3
3/18	Iowa	L	6-25	Bowker/1-1
3/20	Purdue	L	7-11 (10)	Patterson/1-1
3/21	SIUE	L	7-9	Flaniken/0-3
3/22	SIUE	W	12-5	Green/3-3
3/24	Little Rock	W	20-11	Vesser/1-0
3/25	Little Rock	W	12-3	Hensley/3-1
3/28	* Southeast Missouri (A)	L	5-6 (10)	Hensley/3-2
3/28	* Southeast Missouri (A)	L	7-9	Lozupone/0-1
3/29	* Southeast Missouri (A)	L	8-12	Vesser/1-1
4/1	Evansville (A)	L	1-9	Cates/0-2
4/4	* Eastern Kentucky (A)	L	7-12	Green/3-4
4/4	* Eastern Kentucky (A)	L	2-4	Lozupone/0-2
4/5	* Eastern Kentucky (A)	W	10-9 (10)	Owen/1-0
4/7	Belmont	L	4-6	Flaniken/0-4
4/10	* Eastern Illinois	L	3-10	Green/3-5
4/10	* Eastern Illinois	W	13-3	Lozupone/1-2
4/11	* Eastern Illinois	W#	3-30	None
4/14	Saint Louis	L	3-4	Cates/0-3
4/15	Lipscomb (A)	W	10-6	Patterson/2-1
4/18	* Morehead State	L	2-16	Green/3-6
4/18	* Morehead State	W	6-5	Flaniken/1-4
4/19	* Morehead State	L	10-17	Patterson/2-2
4/21	Arkansas State	W	6-2	Cates/1-3
4/22	* Memphis	L	4-6	Hensley/3-3
4/25	* Tennessee Tech (A)	W	21-5	Lozupone/2-2
4/25	* Tennessee Tech (A)	L	0-1	Green/3-7
4/26	* Tennessee Tech (A)	L	6-12	Flaniken/1-5
5/2	* Austin Peay	L	3-6	Green/3-8
5/2	* Austin Peay	L	6-8	Flaniken/1-6
5/3	* Austin Peay	W	6-1	Hensley/4-3
5/9	* Murray State	L	0-12	Lozupone/2-3
5/9	* Murray State	W	3-2	Green/4-8
5/10	* Murray State	L	4-13	Hensley/4-4
5/13	Belmont (A)	L	6-12	Cates/1-4
5/13	Belmont (A)	L	4-8	Flaniken/1-7
5/15	* Jacksonville State (A)	W	11-7	Lozupone/3-3
5/15	* Jacksonville State (A)	W	17-2	Green/5-8
5/16	* Jacksonville State (A)	W	3-2	Webb/1-0

*Ohio Valley Conference Game
Game was forfeited by Eastern Illinois
\$ Jackson, Tenn.

2010 Results Victor (Bubba) Cates Overall: 24-31 • OVC: 8-16 Home: 15-11 • Away: 7-20 • Neutral: 2-0

Date	Opponent	W/L	UTM-OPP	Pitcher/Rcd.
2/20	IPFW	W	5-2	Green/1-0
2/20	IPFW	W	5-1	Lozupone/1-0
2/21	IPFW	W	7-6 (11)	Mills/1-0
2/23	Memphis	W	5-4	Cupples/1-0
2/26	# Houston Christian	W	7-4	Lozupone/2-0
2/27	Nicholls State (A)	L	2-8	Green/1-1

2/28	# Bryant	W	6-3	Mills/2-0
3/3	Lipscomb	L	1-4	Swaringen/0-1
3/6	Indiana State (A)	W	4-3	Green/2-1
3/6	Indiana State (A)	L	4-5 (13)	Tobik/0-1
3/7	Indiana State (A)	L	7-12	Flaniken/0-1
3/10	Vanderbilt (A)	L	1-9	Cupples/1-1
3/12	King College	W	8-6	Tobik/1-1
3/13	King College	L	4-5	Mills/2-1
3/16	Little Rock (A)	L	7-8	Swaringen/0-2
3/17	Little Rock (A)	L	5-7	Boshers/0-1
3/19	Cleveland State	W	17-6	Green/3-1
3/20	Cleveland State	W	16-9	Tobik/2-1
3/20	Cleveland State	W	20-11	Cupples/2-1
3/23	Southern Illinois	L	3-20	Boshers/0-2
3/27	* Jacksonville State	W	9-7	Green/4-1
3/27	* Jacksonville State	L	9-11	Swaringen/0-3
3/28	* Jacksonville State	L	6-11	Mills/2-2
3/30	Southern Illinois (A)	L	3-15	Boshers/0-3
4/2	* Murray State (A)	L	2-20	Green/4-2
4/2	* Murray State (A)	L	5-13	Lozupone/2-1
4/3	* Murray State (A)	L	5-7	Boshers/0-4
4/6	Arkansas State	W	17-12	Alsop/1-0
4/10	SIUE (A)	W	7-4	Boshers/1-4
4/10	SIUE (A)	L	3-6	Lozupone/2-2
4/11	SIUE (A)	W	11-7	Green/5-2
4/13	Lambuth	W	7-6	Flaniken/1-1
4/17	* Southeast Missouri	W	12-4	Boshers/2-4
4/17	* Southeast Missouri	W	6-3	Green/6-2
4/18	* Southeast Missouri	L	1-15	Lozupone/2-3
4/21	Lipscomb (A)	L	4-7	Floyd/0-1
4/24	* Eastern Kentucky	W	18-9	Green/7-2
4/25	* Eastern Kentucky	L	3-7	Boshers/0-4
4/25	* Eastern Kentucky	L	4-7	Swaringen/0-4
4/28	Ole Miss (A)	L	6-15	Miller/0-1
5/1	* Eastern Illinois (A)	L	3-7	Boshers/2-6
5/1	* Eastern Illinois (A)	W	2-1	Green/8-2
5/2	* Eastern Illinois (A)	L	2-5	Floyd/0-2
5/4	Arkansas State (A)	L	3-8	Flaniken/1-2
5/8	* Morehead State (A)	W	10-9	Tobik/3-1
5/8	* Morehead State (A)	W	17-8	Green/9-2
5/9	* Morehead State (A)	L	9-10	Mills/2-3
5/12	Belmont	L	6-16	Swaringen/0-5
5/15	* Tennessee Tech	L	7-9 (13)	Flaniken/1-3
5/15	* Tennessee Tech	L	2-6	Green/9-3
5/16	* Tennessee Tech	W	12-9	Flaniken/2-3
5/18	Belmont (A)	W	16-9	Flaniken/3-3
5/21	* Austin Peay (A)	L	7-9	Green/9-4
5/22	* Austin Peay (A)	L	3-9	Tobik/3-2
5/22	* Austin Peay (A)	L	9-11	Flaniken/3-4

*Ohio Valley Conference Game
Thibodaux, La.

2011 Results Victor (Bubba) Cates Overall: 20-36 • OVC: 10-13 Home: 14-13 • Away: 5-21 • Neutral: 1-2

Date	Opponent	W/L	UTM-OPP	Pitcher/Rcd.
2/18	South Alabama (A)	L	1-6	Tobik/0-1
2/19	South Alabama (A)	L	3-4	Patterson/0-1
2/20	South Alabama (A)	L	10-11	Mills/0-1
2/22	Southern Illinois	W	5-1	Rodgers/1-0
2/26	Indiana State	L	3-11	Tobik/0-2
2/26	Indiana State	L	7-10	Kelley/0-1
2/27	Indiana State	W	9-8	Frederick/1-0
3/1	Evansville	L	3-16	Rodgers/1-1
3/4	South Dakota State	W	14-5	Mills/1-1
3/6	South Dakota State	L	0-2	Kelley/0-2
3/7	South Dakota State	L	3-10	Rodgers/1-2
3/11	Purdue	L	3-4	Tobik/0-3
3/12	Purdue	L	7-8	Frederick/1-1
3/13	Purdue	W	10-9	Jones/1-0



3/15	Memphis (A)	L	5-11	Rodgers/1-3
3/16	Arkansas State (A)	L	3-5	Patterson/0-2
3/18	UAB (A)	L	2-4	Mills/1-2
3/19	UAB (A)	L	1-2 (12)	Mills/1-3
3/20	UAB (A)	L	6-8	C. Young/0-1
3/23	Evansville (A)	L	6-18	Rodgers/1-4
3/26	* Jacksonville State (A)	W	9-3	Tobik/1-3
3/26	* Jacksonville State (A)	L	4-7	Kelley/0-3
3/27	* Jacksonville State (A)	L	12-13	Patterson/0-3
3/29	Vanderbilt (A)	L	3-10	Skubina/0-1
4/2	* Murray State	L	3-6	Tobik/1-4
4/2	* Murray State	L	4-12	Kelley/0-4
4/3	* Murray State	W	14-13	Mills/2-3
4/6	Belmont	W	9-8	Mills/3-3
4/9	SIUE	L	2-13	Tobik/1-5
4/9	SIUE	W	7-6	Mills/4-3
4/10	SIUE	W	20-14	Frederick/2-1
4/13	Lipscomb	W	7-4	Boshers/1-0
4/16	* Southeast Missouri (A)	L	2-8	Tobik/1-6
4/16	* Southeast Missouri (A)	L	2-8	Kelley/0-5
4/17	* Southeast Missouri (A)	L	4-8	Patterson/0-4
4/19	Southern Illinois (A)	W	5-3	Boshers/2-0
4/22	* Eastern Kentucky (A)	W	11-2	Tobik/2-6
4/22	* Eastern Kentucky (A)	W	5-3	Kelley/1-5
4/23	* Eastern Kentucky (A)	W	4-2 (8)	Boshers/3-0
4/30	* Eastern Illinois	W	6-4	Tobik/3-6
4/30	* Eastern Illinois	W	5-4	Boshers/4-0
5/7	* Morehead State	L	9-10	Boshers/4-1
5/7	* Morehead State	W	7-6 (8)	Frederick/3-2
5/8	* Morehead State	W	9-8	Mills/5-3
5/11	Belmont (A)	L	3-24	Cupples/0-1
5/11	Belmont (A)	L	5-14	Jones/1-1
5/14	* Tennessee Tech (A)	L	5-11	Tobik/3-7
5/14	* Tennessee Tech (A)	L	7-8 (12)	Mills/5-4
5/15	* Tennessee Tech (A)	L	7-8 (11)	Boshers/4-2
5/17	Arkansas (A)	L	2-6	Frederick/3-2
5/20	* Austin Peay	L	6-11	Boshers/4-3
5/20	* Austin Peay	L	3-14	Kelley/1-6
5/21	* Austin Peay	W	7-6	Mills/6-4
5/25	\$ Jacksonville State	L	8-9	Boshers/4-4
5/26	\$ Eastern Kentucky	W	6-2	Mills/7-4
5/27	\$ Southeast Missouri	L	7-12	Kelley/1-7

*Ohio Valley Conference Game
\$ OVC Tournament (Jackson, Tenn.)

2012 Results

Victor (Bubba) Cates

Overall: 13-41 • OVC: 7-20

Home: 10-15 • Away: 2-25 • Neutral: 1-1

Date	Opponent	W/L	UTM-OPP	Pitcher/Rcd.
2/17	Georgia Southern (A)	L	5-7	Mills/0-1
2/18	Georgia Southern (A)	L	1-10	Lozupone/0-1
2/19	Georgia Southern (A)	L	2-11	Kelley/0-1
2/21	Southern Illinois	W	9-4	Frederick/1-0
2/22	Union	L	4-9	Boshers/0-1
2/25	Butler	W	5-0	Mills/1-1
2/25	Butler	W	5-4	Smith/1-0
2/26	Butler	L	5-13	Kelley/0-2
2/29	Evansville	L	5-9	Boshers/0-2
3/2	Little Rock	L	3-11	Mills/1-2
3/3	Little Rock	L	4-12	Frederick/1-1
3/4	Little Rock	L	11-12 (10)	Lundgrin/0-1
3/6	Ole Miss (A)	L	4-20	Potts/0-1
3/9	Indiana State (A)	L	3-5	Cox/0-1
3/10	Indiana State (A)	L	5-7	Frederick/0-1
3/11	Indiana State (A)	L	4-15	Lozupone/0-2
3/13	Evansville (A)	L	5-6	Tobik/0-1
3/16	% Air Force	W	6-2	Mills/2-2
3/18	% Saint Louis	L	2-3 (10)	Lundgrin/0-2
3/20	Christian Brothers	W	10-1	Smith/2-0
3/23	* Tennessee Tech	W	6-5	Tobik/1-1

3/24	* Tennessee Tech	L	1-11	Frederick/1-3
3/25	* Tennessee Tech	W	13-6	Smith/3-0
3/27	Lipscomb	W	4-3	Tobik/2-1
3/30	* Austin Peay (A)	L	2-10	Mills/2-3
3/31	* Austin Peay (A)	L	0-4	Frederick/1-4
4/1	* Austin Peay (A)	L	8-12	Boshers/0-3
4/3	Vanderbilt (A)	L	2-16	Lozupone/0-3
4/6	* Murray State (A)	L	2-4	Mills/2-4
4/6	* Murray State (A)	W	4-3	Frederick/2-4
4/7	* Murray State (A)	L	0-7	Smith/3-1
4/11	Lipscomb (A)	L	4-15	Lozupone/0-4
4/13	* Jacksonville State	L	10-13	Mills/2-5
4/14	* Jacksonville State	W	7-4	Frederick/3-4
4/15	* Jacksonville State	L	8-14	Smith/3-2
4/18	Southern Illinois (A)	L	3-10	Kelley/0-3
4/20	* SIUE (A)	L	2-3 (11)	Tobik/2-2
4/21	* SIUE (A)	L	2-10	Frederick/3-5
4/22	* SIUE (A)	L	5-12	Smith/3-3
4/24	Belmont (A)	L	3-6	Lundgrin/0-3
4/27	* Southeast Missouri	W	5-4	Tobik/3-2
4/28	* Southeast Missouri	L	1-13	Frederick/3-6
4/29	* Southeast Missouri	L	2-14	Kelley/0-4
5/4	* Eastern Kentucky	W	11-7	Mills/3-5
5/5	* Eastern Kentucky	L	3-16	Boshers/0-4
5/6	* Eastern Kentucky	L	7-8	Frederick/3-7
5/9	Belmont	L	0-5	Kelley/0-5
5/11	* Eastern Illinois (A)	W	5-4	Mills/4-5
5/12	* Eastern Illinois (A)	L	2-6	Boshers/0-5
5/13	* Eastern Illinois (A)	L	4-13	Frederick/3-8
5/15	Memphis (A)	L	3-13	Lozupone/0-5
5/17	* Morehead State (A)	L	2-8	Mills/4-6
5/18	* Morehead State (A)	L	5-8	Boshers/0-6
5/19	* Morehead State (A)	L	5-8	Frederick/3-9

*Ohio Valley Conference Game
% Sauget, Ill.

2013 Results

Victor (Bubba) Cates

Overall: 11-40 • OVC: 4-26

Home: 9-17 • Away: 2-23 • Neutral: 0-0

Date	Opponent	W/L	UTM-OPP	Pitcher/Rcd.
2/15	Southeastern Louisiana (A)	L	4-5	Smith/0-1
2/16	Southeastern Louisiana (A)	L	3-5	Houston/0-1
2/17	Southeastern Louisiana (A)	L	3-9	Boshers/0-1
2/19	Southern Illinois	L	4-8	Houston/0-2
2/20	Ole Miss (A)	L	2-15	Smith/0-2
2/23	Purdue Fort Wayne	W	5-4	Ross/1-0
2/24	Purdue Fort Wayne	W	1-0	Potts/1-0
2/24	Purdue Fort Wayne	W	4-3	Skubina/1-0
3/3	North Dakota State	W	3-2	Ross/2-0
3/3	North Dakota State	L	0-5	Tobik/0-1
3/4	Mid-Continent	W	14-9	Potts/2-0
3/5	Arkansas State (A)	L	0-9	Houston/0-3
3/8	* Jacksonville State	W	5-3	Tobik/1-1
3/9	* Jacksonville State	L	5-10	Cox/0-1
3/9	* Jacksonville State	L	2-20	Potts/2-1
3/12	Lipscomb	W	4-3	Houston/1-3
3/15	* Murray State (A)	L	4-5	Ross/2-1
3/16	* Murray State (A)	L	13-15	Lundgrin/0-1
3/16	* Murray State (A)	L	7-11	Potts/2-2
3/19	Memphis	L	4-18	Houston/1-4
3/20	Evansville	W	8-3	Potts/3-2
3/22	* Tennessee Tech	L	1-3	Tobik/1-2
3/23	* Tennessee Tech	L	8-13	Cox/0-2
3/24	* Tennessee Tech	L	5-8	Jones/0-1
3/28	* Southeast Missouri	L	5-8	Tobik/1-3
3/29	* Southeast Missouri	L	6-9	Cox/0-3
3/30	* Southeast Missouri	L	2-7	Potts/3-3
4/2	Evansville (A)	L	1-6	Houston/1-5
4/5	* Belmont	L	0-4	Tobik/1-4
4/6	* Belmont	W	9-8	Ross/3-1

4/7	* Belmont	L	2-11	Potts/3-4
4/9	Vanderbilt (A)	L	3-10	Ross/3-2
4/12	* Eastern Kentucky (A)	L	4-30	Tobik/1-5
4/13	* Eastern Kentucky (A)	L	3-7	Ross/3-3
4/14	* Eastern Kentucky (A)	W	5-1	Potts/4-4
4/16	Southern Illinois (A)	L	6-7	Skubina/1-1
4/19	* Morehead State	L	1-3	Smith/0-3
4/20	* Morehead State	L	3-7	Cox/0-4
4/21	* Morehead State	L	6-11	Potts/4-5
4/23	Central Arkansas (A)	L	8-16	Houston/1-6
5/4	* SIUE (A)	L	1-10	Tobik/1-6
5/5	* SIUE (A)	L	3-5	Cox/0-5
5/6	* SIUE (A)	L	2-3 (10)	Smith/0-4
5/7	Lipscomb (A)	L	3-12	Ross/3-4
5/10	* Austin Peay	L	5-9	Tobik/1-7
5/11	* Austin Peay	L	1-5	Cox/0-6
5/12	* Austin Peay	L	0-8	Potts/4-6
5/14	Central Arkansas	L	4-16	Lundgrin/0-2
5/16	* Eastern Illinois (A)	W	4-3	Smith/1-4
5/17	* Eastern Illinois (A)	L	0-9	Cox/0-7
5/18	* Eastern Illinois	L	3-5	Potts/4-7

*Ohio Valley Conference Game

2014 Results

Brad Goss

Overall: 9-42 • OVC: 5-25

Home: 5-15 • Away: 3-25 • Neutral: 1-2

Date	Opponent	W/L	UTM-OPP	Pitcher/Rcd.
2/14	UAB (A)	L	0-5	Cox/0-1
2/15	UAB (A)	L	2-3	Jones/0-1
2/16	UAB (A)	L	3-5	Martin/0-1
2/19	Ole Miss (A)	L	0-6	Boshers/0-1
2/21	^ vs. Eastern Michigan	L	3-17	Cox/0-2
2/22	^ vs. Eastern Michigan	L	6-18	Potts/0-1
2/23	^ vs. Eastern Michigan	W	5-3	Jones/1-1
2/25	Southern Illinois	L	2-6	Smith/0-1
2/28	Stephen F. Austin (A)	L	4-9	Cox/0-3
3/1	Stephen F. Austin (A)	L	6-10	Ross/0-1
3/1	Stephen F. Austin (A)	L	0-1	Martin/0-2
3/7	* Jacksonville State (A)	L	5-10	Boshers/0-2
3/8	* Jacksonville State (A)	L	2-6	Potts/0-2
3/9	* Jacksonville State (A)	L	4-6	Martin/0-3
3/14	* Murray State	L	2-10	Potts/0-3
3/15	* Murray State	L	2-7	Cox/0-4
3/15	* Murray State	W	6-5	Houston/1-0
3/18	Evansville (A)	L	2-5	Ross/0-2
3/18	Evansville (A)	L	5-6 (8)	Houston/1-1
3/21	* Tennessee Tech (A)	L	5-14	Cox/0-5
3/22	* Tennessee Tech (A)	W	7-5	Smith/1-1
3/23	* Tennessee Tech (A)	L	0-2	Martin/0-4
3/28	* Southeast Missouri	L	0-13	Cox/0-6
3/29	* Southeast Missouri	L	3-9	Potts/0-4
3/30	* Southeast Missouri	L	1-11	Martin/0-5
4/1	Vanderbilt (A)	L	0-5	Ross/0-3
4/4	* Belmont (A)	L	1-5	Cox/0-7
4/5	* Belmont (A)	L	1-3	Potts/0-5
4/6	* Belmont (A)	L	3-6	Martin/0-6
4/9	Lipscomb	L	2-12	Flores/0-1
4/11	* Eastern Kentucky	L	1-9	Cox/0-8
4/12	* Eastern Kentucky	L	13-18	Potts/0-6
4/13	* Eastern Kentucky	W	9-4	Houston/2-1
4/15	Southern Illinois (A)	L	5-16	Ross/0-4
4/17	* Morehead State (A)	L	3-6	Cox/0-9
4/18	* Morehead State (A)	L	6-14	Smith/1-2
4/19	* Morehead State (A)	L	4-6	Martin/0-7
4/22	Saint Louis	W	9-2	Ross/1-4
4/25	Missouri State	W	4-3	Smith/2-2
4/26	Missouri State	L	5-7	Potts/0-7
5/2	* SIUE	L	7-14	Smith/2-3
5/3	* SIUE	W	3-2	Potts/1-7
5/4	* SIUE	L	8-13	Ross/1-5

YEARLY DIVISION I RESULTS

5/6	Lipscomb (A)	W	4-0	Boshers/1-2
5/10	* Austin Peay (A)	W	6-3 (12)	Houston/3-1
5/11	* Austin Peay (A)	L	2-10	Potts/1-8
5/12	* Austin Peay (A)	L	12-13	Houston/3-2
5/13	Memphis (A)	L	0-11	Boshers/1-3
5/15	* Eastern Illinois	L	1-3	Potts/1-9
5/16	* Eastern Illinois	L	3-7	Martin/0-8
5/17	* Eastern Illinois	L	1-5	Boshers/1-4

*Ohio Valley Conference Game
^ Nashville, Tenn.

2015 Results
Rick Robinson
Overall: 17-35 • OVC: 9-20
Home: 8-10 • Away: 6-18 • Neutral: 3-7

Date	Opponent	W/L	UTM-OPP	Pitcher/Rcd.
2/13	Texas-Pan American^	W	1-0	Smith/1-0
2/14	Texas-Pan American^	L	7-8	Schaenzer/0-1
2/14	Jackson State (A)	L	10-20	Flores/0-1
2/15	Jackson State (A)	L	4-9	Douglas/0-1
2/20	Western Michigan&	L	4-6	Bernard/0-1
2/21	Western Michigan&	L	7-11	Bernard/0-2
2/21	Western Michigan&	L	0-10	Martin/0-1
2/24	Vanderbilt (A)	L	3-16	Shaw/0-1
3/7	* Murray State!	W	6-3	Fidler/1-0
3/7	* Murray State!	L	1-2	Smith/1-1
3/8	* Murray State!	L	2-4	Martin/0-2
3/11	Austin Peay (A)	L	2-5	Fidler/1-1
3/14	* Tennessee Tech	L	0-2	Smith/1-2
3/15	* Tennessee Tech	W	7-5	Fidler/2-1
3/16	* Tennessee Tech	L	3-9	Martin/0-3
3/17	Southern Illinois	W	8-7	Bernard/1-2
3/18	Saint Louis (A)	L	5-6	Schaenzer/0-2
3/20	* Southeast Missouri (A)	L	2-16	Shaw/0-2
3/21	* Southeast Missouri (A)	L	0-13	Smith/1-3
3/22	* Southeast Missouri (A)	L	4-5 (12)	Poteete/0-1
3/24	Christian Brothers	W	10-4	Stevens/1-0
3/25	Union (A)	W	7-1	Flores/1-1
3/27	* Belmont	W	7-4	Poteete/1-1
3/28	* Belmont	W	5-4 (10)	Martin/1-3
3/29	* Belmont	L	10-34	Smith/1-4
3/31	Evansville	L	11-15	Shaw/0-3
4/2	* Eastern Kentucky (A)	L	6-10	Martin/1-4
4/4	* Eastern Kentucky (A)	L	2-9	Zarubin/0-1
4/4	* Eastern Kentucky (A)	W	7-3	Smith/2-4
4/8	Bethel	W	12-9	Schaenzer/1-2
4/10	* Morehead State	L	5-9	Martin/1-5
4/11	* Morehead State	L	6-8	Smith/2-5
4/12	* Morehead State	L	7-17	Poteete/1-2
4/15	Ole Miss (A)	L	1-11	Zarubin/0-2
4/17	Missouri State (A)	W	6-2	Poteete/2-2
4/18	Missouri State (A)	L	3-6	Symon/0-1
4/19	Missouri State (A)	L	4-5	Smith/2-6
4/22	Southern Illinois (A)	W	11-9	Martin/2-5
4/24	* SIUE (A)	L	3-4	Smith/2-7
4/25	* SIUE (A)	L	3-6	Symon/0-2
4/26	* SIUE (A)	L	2-6	Smith/2-8
4/28	Murray State#	W	14-3	Martin/3-5
5/1	* Austin Peay	L	3-11	Poteete/2-3
5/2	* Austin Peay	W	16-7	Smith/3-8
5/3	* Austin Peay	W	9-7	Symon/1-2
5/6	Evansville (A)	L	2-19	Stevens/1-1
5/8	* Eastern Illinois (A)	W	2-1 (11)	Bernard/2-2
5/9	* Eastern Illinois (A)	W	4-2	Smith/4-8
5/10	* Eastern Illinois (A)	L	0-2	Martin/3-6
5/12	Memphis@	L	1-2 (16)	Schaenzer/1-3
5/14	* Jacksonville State	L	2-14	Douglas/0-2
5/15	* Jacksonville State	L	12-13	Smith/4-9

*Ohio Valley Conference Game
^ Jackson, Miss.

& Emerson, Ga.
! Edwardsville, Ill.
Union City, Tenn.
@ Millington, Tenn.

2016 Results
Rick Robinson
Overall: 19-35 • OVC: 9-21
Home: 14-14 • Away: 5-20 • Neutral: 0-1

Date	Opponent	W/L	UTM-OPP	Pitcher/Rcd.
2/19	Jackson State (A)	L	5-8	Evans/0-1
2/20	Jackson State (A)	W	18-9	Bernard/1-0
2/20	Jackson State (A)	W	12-2	Westfall/1-0
2/21	Jackson State (A)	L	2-9	Bazzani/0-1
2/23	Vanderbilt (A)	L	6-11	Patzner/0-1
2/26	Buffalo	L	3-5	Evans/0-2
2/27	Buffalo	L	5-8	Westfall/1-1
2/28	Buffalo	L	8-15	Bazzani/0-2
3/4	Purdue Fort Wayne	L	5-6	Bernard/1-1
3/5	Purdue Fort Wayne	W	3-2(11)	Bernard/2-1
3/5	Purdue Fort Wayne	L	2-4	Bazzani/0-3
3/6	Purdue Fort Wayne	W	12-7	Westfall/2-1
3/8	Evansville	L	9-29	McKinstry/0-1
3/11	* Murray State	W	6-5	Bernard/3-1
3/12	* Murray State	L	4-7(11)	Seckinger/0-1
3/13	* Murray State	W	19-6	Patzner/1-1
3/15	Alabama A&M (A)	W	9-2	Seckinger/1-1
3/18	* Tennessee Tech (A)	L	3-12	Evans/0-3
3/19	* Tennessee Tech (A)	L	2-10	Seckinger/1-3
3/19	* Tennessee Tech (A)	L	3-5	Bazzani/0-4
3/22	Ole Miss (A)	L	2-8	Patzner/1-2
3/24	* Southeast Missouri	L	6-19	Rickman/0-1
3/25	* Southeast Missouri	W	6-15	Evans/0-4
3/26	* Southeast Missouri	L	2-26	Bazzani/0-5
3/29	Lipscomb (A)	L	4-12	Bailey/0-1
4/1	* Belmont (A)	L	8-10	Patzner/1-3
4/2	* Belmont (A)	L	7-23	Evans/0-5
4/3	* Belmont (A)	L	3-7	Bazzani/0-6
4/5	Mississippi State (A)	L	0-14	Rimmer/0-2
4/8	* Eastern Kentucky	W	20-6	Evans/1-5
4/9	* Eastern Kentucky	L	4-5	Bazzani/0-7
4/10	* Eastern Kentucky	L	1-16	Bernard/3-2
4/12	Union	W	10-3	Evans/2-5
4/15	* Morehead State (A)	L	4-10	Bazzani/0-8
4/16	* Morehead State (A)	W	6-4	Evans/3-5
4/17	* Morehead State (A)	L	7-26	Patzner/1-4
4/22	Jackson State	W	13-3	Bazzani/1-8
4/23	Jackson State	W	10-4	Bernard/4-2
4/24	Jackson State	W	11-8	Evans/4-5
4/29	* SIUE	W	5-4	Evans/5-5
4/30	* SIUE	L	4-6	Bazzani/1-9
4/30	* SIUE	W	8-7	Evans/6-5
5/3	Union (A)	L	6-7	Rimmer/0-2
5/6	* Austin Peay (A)	L	3-8	Bernard/4-3
5/7	* Austin Peay (A)	W	9-7	Evans/7-5
5/8	* Austin Peay (A)	L	5-6	Goodwin/0-1
5/10	Alabama A&M	W	11-1	Seckinger/2-2
5/13	* Eastern Illinois	L	2-16	Bernard/4-4
5/14	* Eastern Illinois	W	2-0	Bazzani/2-9
5/15	* Eastern Illinois	W	10-5	Evans/8-5
5/17	Memphis^	L	4-7	Rimmer/0-3
5/19	* Jacksonville State (A)	L	6-16	Bernard/4-5
5/20	* Jacksonville State (A)	L	0-4	Bazzani/2-10
5/21	* Jacksonville State (A)	L	5-9	Seckinger/2-3

*Ohio Valley Conference Game
^ Millington, Tenn.

2017 Results
Rick Robinson
Overall: 25-30 • OVC: 12-18
Home: 12-11 • Away: 8-14 • Neutral: 5-5

Date	Opponent	W/L	UTM-OPP	Pitcher/Rcd.
2/17	% Buffalo	L	2-10	Bazzani/0-1
2/18	% Buffalo	W	14-0	Westfall/1-0
2/19	% Buffalo	W	4-3	Evans/1-0
2/24	% Arkansas-Pine Bluff	W	10-8	Bazzani/1-1
2/25	% Arkansas-Pine Bluff	W	7-1	Westfall/2-0
2/26	% Arkansas-Pine Bluff	W	4-2	Patzner/1-0
3/3	^Presbyterian	L	2-3	Evans/1-1
3/4	^Furman (A)	L	3-11	Westfall/2-1
3/5	^Michigan State	L	1-6	Patzner/1-1
3/7	Bethel	W	19-13	Cannon/1-0
3/9	* Tennessee Tech	L	6-14	Patzner/1-2
3/10	* Tennessee Tech	L	3-4	Evans/1-2
3/10	* Tennessee Tech	L	6-9	Cain/0-1
3/15	Lipscomb (A)	W	7-3	Cannon/2-0
3/17	* Southeast Missouri (A)	L	1-14	Bazzani/1-2
3/18	* Southeast Missouri (A)	L	4-5	Westfall/2-2
3/19	* Southeast Missouri (A)	L	4-13	Laberge/0-1
3/21	Evansville (A)	W	12-4	Evans/2-2
3/24	* Belmont	L	5-8	Laberge/0-2
3/25	* Belmont	W	7-4	Westfall/3-2
3/26	* Belmont	L	8-6	Evans/2-3
3/31	* Eastern Kentucky (A)	L	2-3	Cannon/2-1
4/1	* Eastern Kentucky (A)	L	3-11	Westfall/3-3
4/2	* Eastern Kentucky (A)	L	0-3	Cain/0-2
4/4	Vanderbilt (A)	L	0-11	Patzner/1-3
4/7	* Morehead State	W	1-0	Cannon/3-1
4/8	* Morehead State	W	9-5	Laberge/1-2
4/9	* Morehead State	W	18-6	Evans/3-3
4/12	Kentucky (A)	L	0-8	Cain/0-3
4/13	Wright State (A)	L	14-0	Cannon/3-2
4/14	Wright State (A)	L	3-4	Evans/3-4
4/15	Wright State (A)	L	5-12	Westfall/3-4
4/18	Evansville	W	9-8	Evans/4-4
4/19	Christian Brothers	W	9-8	Evans/5-4
4/21	* SIUE (A)	W	9-5	Cannon/4-2
4/22	* SIUE (A)	W	3-1	Westfall/4-4
4/23	* SIUE (A)	W	3-2	Cain/1-3
4/25	Union (A)	L	12-6	1-4
4/26	Alabama A&M	W	12-2	Folks/1-0
4/28	* Austin Peay	L	19-4	Cannon/4-3
4/29	* Austin Peay	W	10-8	Evans/6-4
4/29	* Austin Peay	L	5-8	Cain/1-4
5/2	Union	W	9-2	Folks/2-0
5/3	Alabama A&M (A)	W	6-0	Patzner/2-4
5/5	* Eastern Illinois (A)	W	17-14	Evans/7-4
5/6	* Eastern Illinois (A)	W	15-3	Westfall/5-4
5/7	* Eastern Illinois (A)	L	8-9	Cain/1-5
5/9	# Memphis	L	7-6	Evans/7-5
5/12	* Jacksonville State	L	4-5	Cannon/4-4
5/13	* Jacksonville State	L	5-8	Westfall/5-5
5/14	* Jacksonville State	W	7-2	Evans/8-5
5/18	* Murray State	W	9-3	Cannon/5-4
5/19	* Murray State	L	4-14	Cain/1-6
5/20	* Murray State	L	5-8	Laberge/1-3
5/23	\$ Austin Peay	L	2-6	Westfall/5-6

*Ohio Valley Conference Game
% Union City, Tenn.
^ Greenville, SC
Millington, Tenn.
\$ OVC Tournament (Oxford, Ala.)



YEARLY DIVISION I RESULTS

2018 Results

Ryan Jenkins

Overall: 11-40 • OVC: 7-22

Home: 5-11 • Away: 6-28 • Neutral: 0-1

Date	Opponent	W/L	UTM-OPP	Pitcher/Rcd.
2/16	Troy (A)	L	2-14	Westfall/0-1
2/17	Troy (A)	L	4-10	Folks/0-1
2/17	Troy (A)	L	2-6	Denney/0-1
2/18	Troy (A)	L	1-12	Cain/0-1
2/23	Southern Miss (A)	L	2-16	Westfall/0-2
2/24	Southern Miss (A)	L	4-13	Cannon/0-1
2/24	Southern Miss (A)	W	13-10	Folks/1-1
3/2	Cincinnati (A)	L	1-6	Bullington/0-1
3/3	Cincinnati (A)	L	3-4	Denney/0-2
3/3	Cincinnati (A)	W	7-5	Aherin/1-0
3/4	Cincinnati (A)	L	3-6	Folks/1-2
3/6	Arkansas State (A)	L	13-5	Bazzani/0-1
3/9	* Tennessee Tech (A)	L	11-13	Bullington/0-2
3/9	* Tennessee Tech (A)	L	5-12	Cannon/0-2
3/10	* Tennessee Tech (A)	W	4-3	Bazzani/1-1
3/13	Union (A)	W	11-5	Rayburn/1-0
3/16	* Southeast Missouri	W	8-7	Aherin/2-0
3/17	* Southeast Missouri	L	1-17	Cannon/0-3
3/18	* Southeast Missouri	L	7-8	Aherin/2-1
3/23	* Belmont (A)	L	3-6	Bazzani/1-2
3/24	* Belmont (A)	L	11-14	Aherin/2-2
3/25	* Belmont (A)	L	8-9	Buzick/0-1
3/30	* Eastern Kentucky	L	3-5	Cain/0-2
3/30	* Eastern Kentucky	L	4-9	Cannon/0-4
3/31	* Eastern Kentucky	L	6-7	Folks/1-3
4/5	* Morehead State (A)	L	5-15	Cain/0-3
4/6	* Morehead State (A)	L	2-25	Cannon/0-5
4/6	* Morehead State (A)	L	7-18	Folks/1-4
4/10	Tennessee (A)	L	0-9	Cain/0-4
4/11	Tennessee (A)	L	1-15	Westfall/0-3
4/14	Central Arkansas (A)	L	4-10	Bazzani/1-3
4/14	Central Arkansas (A)	L	0-3	Cannon/0-6
4/15	Central Arkansas (A)	L	3-4	Buzick/0-2
4/17	Union	L	11-15	Wohlbold/0-1
4/20	* SIUE	W	9-5	Bazzani/2-3
4/21	* SIUE	W	7-1	Cannon/1-6
4/21	* SIUE	L	6-17	Folks/1-5
4/24	Christian Brothers	W	10-4	Bullington/1-2
4/27	* Austin Peay (A)	W	8-6	Bazzani/3-3
4/28	* Austin Peay (A)	L	4-8	Cannon/1-7
4/29	* Austin Peay (A)	L	4-10	Bullington/1-3
5/4	* Eastern Illinois	L	6-16	Bazzani/3-4
5/6	* Eastern Illinois	W	3-2	Hussey/1-0
5/6	* Eastern Illinois	L	9-10	Folks/1-6
5/8	Evansville (A)	L	6-10	Aherin/2-3
5/11	* Jacksonville State (A)	L	3-9	Bazzani/3-5
5/12	* Jacksonville State (A)	L	5-6	Cain/0-5
5/13	* Jacksonville State (A)	W	8-1	Folks/2-6
5/15	* Memphis	L	0-10	Westfall/0-4
5/17	* Murray State	L	5-12	Hussey/1-1
5/18	* Murray State	L	3-11	Cannon/1-8

*Ohio Valley Conference Game
Millington, Tenn.

2019 Results

Ryan Jenkins

Overall: 25-31 • OVC: 12-18

Home: 11-8 • Away: 10-18 • Neutral: 4-5

Date	Opponent	W/L	UTM-OPP	Pitcher/Rcd.
2/15	South Dakota State	L	3-15	Cannon/0-1
2/16	South Dakota State	W	5-4	Denney/1-0
2/17	South Dakota State	L	1-7	Bullington/0-1
2/23	North Alabama (A)	W	1-0	Cannon/1-1
2/24	North Alabama (A)	W	1-0	Folks/1-0
2/24	North Alabama (A)	L	6-7	Denney/1-1
2/26	Ole Miss (A)	L	6-12	Hussey/0-1

3/1	Kennesaw State (A)	L	1-3	Cannon/1-2
3/2	Kennesaw State (A)	L	1-2	Hussey/0-2
3/2	Kennesaw State (A)	W	6-4	Folks/2-0
3/5	Auburn (A)	L	9-15	O'Doherty/0-1
3/6	Auburn (A)	L	0-2	Bullington/0-2
3/8	* Southeast Missouri (A)	L	1-4	Cannon/1-3
3/10	* Southeast Missouri (A)	W	3-0	Folks/3-0
3/10	* Southeast Missouri (A)	W	1-0	Hussey/1-2
3/12	Alabama A&M (A)	W	12-3	Bullington/1-2
3/15	* Belmont	L	1-11	Cannon/1-4
3/16	* Belmont	L	2-5 (10)	Wohlbold/0-1
3/17	* Belmont	L	5-6	Bullington/1-3
3/19	Alabama A&M	W	8-3	Cannon/2-4
3/22	* Eastern Kentucky (A)	L	6-21	Folks/3-1
3/23	* Eastern Kentucky (A)	L	4-14	Bullington/1-4
3/24	* Eastern Kentucky (A)	L	5-8	Cannon/2-5
3/27	Union	W	8-3	Petry/1-0
3/29	* Morehead State	W	5-4	Hussey/2-2
3/31	* Morehead State	L	2-6	Folks/3-2
3/31	* Morehead State	W	2-0	Cannon/3-5
4/3	Evansville (A)	L	3-6	Petry/1-1
4/5	Samford (A)	L	4-14	Bullington/2-4
4/6	Samford (A)	L	3-6	Folks/3-3
4/7	Samford (A)	W	3-1	Cannon/4-5
4/10	Christian Brothers	W	18-2	Petry/2-1
4/12	* SIUE (A)	L	5-8	Bullington/1-6
4/13	* SIUE (A)	L	2-3	Folks/3-4
4/13	* SIUE (A)	L	0-6	Cannon/4-6
4/17	Union (A)	W	7-2	O'Doherty/1-1
4/20	* Austin Peay	W	6-3	Bullington/2-6
4/20	* Austin Peay	L	4-5	Folks/3-5
4/21	* Austin Peay	L	11-22	Cannon/4-7
4/24	Evansville	W	8-4	Petry/3-1
4/26	* Eastern Illinois (A)	W	9-4	Bullington/3-6
4/26	* Eastern Illinois (A)	L	5-16	Folks/3-6
4/28	* Eastern Illinois (A)	W	4-1	Cannon/5-7
4/30	Lipscomb (A)	W	7-3	Petry/4-1
5/4	* Jacksonville State	L	2-4	Bullington/3-7
5/5	* Jacksonville State	W	4-2	Denney/2-1
5/6	* Jacksonville State	L	2-20	Cannon/5-8
5/10	* Murray State (A)	L	2-5	Bullington/3-8
5/10	* Murray State (A)	W	2-1	Folks/4-6
5/12	* Murray State (A)	L	5-8	Wohlbold/0-2
5/16	* Tennessee Tech	W	6-2	Bullington/4-8
5/17	* Tennessee Tech	W	7-5	Cannon/6-8
5/18	* Tennessee Tech	W	8-1	Folks/5-6
5/21	# Eastern Illinois	W	2-1	Denney/3-1
5/22	# Austin Peay	L	2-12	Cannon/6-9
5/22	# Murray State	L	4-9	Petry/4-2

*Ohio Valley Conference Game
OVC Tournament (Marion, Ill.)

2020 Results*

Ryan Jenkins

Overall: 5-11 • OVC: 1-2

Home: 1-3 • Away: 2-5 • Neutral: 2-3

Date	Opponent	W/L	UTM-OPP	Pitcher/Rcd.
2/14	^ Saint Louis	W	8-4	Wohlbold/1-0
2/15	^ Saint Louis	L	2-9	Folks/0-1
2/16	^ Saint Louis	L	3-10	Petry/0-1
2/19	Alabama A&M (A)	W	8-3	Steensma/1-0
2/21	+ Indiana	L	2-3	Hussey/0-1
2/21	South Alabama (A)	W	7-6	O'Doherty/1-0
2/22	+ Siena	W	7-5	Insko/1-0
2/25	Alabama (A)	L	5-10	Kasick/0-1
2/28	Mercer (A)	L	2-7	Cannon/0-1
2/29	Mercer (A)	L	4-8	Folks/0-2
3/1	Mercer (A)	L	4-11	O'Doherty/1-1
3/4	Evansville	L	3-5	Ford/0-1
3/6	* Southeast Missouri	L	6-16	Steensma/1-1
3/7	* Southeast Missouri	L	4-22	Folks/0-3

3/8	* Southeast Missouri	W	14-13	Hussey/1-1
3/10	Central Arkansas (A)	L	3-5	Ricky/0-1

*Ohio Valley Conference Game

^ Hoover, Ala.

+ Mobile, Ala.

*The NCAA cancelled all spring championships on March 12 because of the COVID-19 global pandemic, wiping out the final 39 games of the 2020 regular season as well as the Ohio Valley Conference Championship

2021 Results

Ryan Jenkins

Overall: 19-29 • OVC: 10-17

Home: 5-8 • Away: 14-21 • Neutral: 0-0

Date	Opponent	W/L	UTM-OPP	Pitcher/Rcd.
2/19	Samford (A)	L	3-5	Cannon/0-1
2/20	Samford (A)	L	4-5	Wohlbold/0-1
2/21	Samford (A)	L	1-3	B. Jones/0-1
2/24	Alabama (A)	W	9-4	Folks/1-0
2/27	Arkansas State (A)	W	21-5	Cannon/1-1
2/27	Arkansas State (A)	W	8-5	Wohlbold/1-1
3/5	Southern Illinois (A)	L	7-14	Cannon/1-2
3/6	Southern Illinois (A)	L	4-8	Folks/1-1
3/7	Southern Illinois (A)	L	3-8	Steensma/0-1
3/9	North Alabama (A)	W	5-1	Petry/1-0
3/11	* Belmont	W	9-6	Cannon/2-2
3/12	* Belmont	L	0-8	Folks/1-2
3/12	* Belmont	W	10-5	Hussey/1-0
3/20	* Eastern Kentucky (A)	W	7-3	Cannon/3-2
3/20	* Eastern Kentucky (A)	L	1-6	Wohlbold/1-2
3/21	* Eastern Kentucky (A)	L	2-3	O'Doherty/0-1
3/27	Grambling State (A)	W	18-4	Cannon/4-2
3/28	Grambling State (A)	L	2-5	Steensma/0-2
3/28	Grambling State (A)	W	6-5 (12)	Shunk/1-0
3/30	Belmont (A)	L	8-9	Insko/0-1
4/1	Nicholls (A)	L	1-2 (11)	Shunk/1-1
4/2	Nicholls (A)	L	0-7	Cannon/4-3
4/3	Nicholls (A)	W	2-0	Folks/2-2
4/6	Vanderbilt (A)	L	4-5	Petry/1-1
4/9	* SIUE (A)	L	7-8 (10)	Reed/0-1
4/9	* SIUE (A)	L	6-9	Folks/2-3
4/10	* SIUE (A)	W	14-5	Wohlbold/2-2
4/13	Southeast Missouri	L	1-8	Petry/1-2
4/16	* Austin Peay	L	1-8	Cannon/4-4
4/17	* Austin Peay	L	6-10	Insko/0-2
4/17	* Austin Peay	W	1-0	Hussey/2-0
4/22	* Eastern Illinois (A)	W	5-1	Cannon/5-4
4/23	* Eastern Illinois (A)	L	0-7	Folks/2-4
4/23	* Eastern Illinois (A)	W	5-2	Wohlbold/3-2
4/27	Arkansas-Pine Bluff (A)	W	3-2	Cannon/6-4
4/30	* Jacksonville State	L	1-6	Cannon/6-5
5/1	* Jacksonville State	L	8-12	Folks/2-5
5/1	* Jacksonville State	L	4-14	Wohlbold/3-3
5/7	* Murray State (A)	L	5-8 (11)	Hussey/2-1
5/7	* Murray State (A)	L	0-11	Folks/2-6
5/8	* Murray State (A)	L	4-6	Petry/1-3
5/14	* Tennessee Tech	W	9-8	Hussey/3-1
5/15	* Tennessee Tech	W	7-4	Insko/1-2
5/15	* Tennessee Tech	L	9-15	Wohlbold/3-4
5/18	Ole Miss (A)	W	9-7	Steensma/1-2
5/20	* Southeast Missouri (A)	L	2-6	Steensma/1-3
5/21	* Southeast Missouri (A)	L	2-3	Cannon/6-6
5/21	* Southeast Missouri (A)	W	9-2	Folks/3-6

*Ohio Valley Conference Game

YEARLY DIVISION I RESULTS

2022 Results

Ryan Jenkins

Overall: 11-34 • OVC: 4-20

Home: 4-13 • Away: 7-19 • Neutral: 0-2

Date	Opponent	W/L	UTM-OPP	Pitcher/Rcd.
2/18	Miami (Ohio)	L	6-15	Fetner/0-1
2/19	Miami (Ohio)	L	5-10	Petry/0-1
2/20	Miami (Ohio)	W	13-8	Walters/1-0
2/25	Alabama State (A)	W	5-3	Fetner/1-1
2/26	Alabama State (A)	L	0-13	Russell/0-1
2/26	Alabama State (A)	L	2-3	Dickey/0-1
3/1	Alabama (A)	W	7-6	Dickey/1-1
3/4	North Alabama (A)	W	12-3	Fetner/2-1
3/5	North Alabama (A)	L	3-7	Russell/0-2
3/6	North Alabama (A)	L	5-8	Petry/0-2
3/8	Illinois State	L	1-6	Dickey/1-2
3/11	Central Arkansas (A)	W	3-0	Fetner/3-1
3/13	^Creighton	L	4-15	Petry/0-3
3/13	Central Arkansas (A)	L	10-13	Reed/0-1
3/15	Southern Illinois	W	5-2	JSmith/1-0
3/19	Western Carolina (A)	W	6-2	Fetner/4-1
3/19	Western Carolina (A)	L	7-11	Petry/0-4
3/20	Western Carolina (A)	L	9-14	JSmith/1-1
3/25	* Eastern Illinois	L	3-4	Fetner/4-2
3/26	* Eastern Illinois	L	4-9	Petry/0-5
3/27	* Eastern Illinois	L	2-3	Davis/0-1
3/29	Southern Illinois (A)	L	2-14	Hobson/0-1
4/1	* SIUE (A)	W	5-3	Petry/1-5
4/2	* SIUE (A)	L	0-6	JSmith/1-2
4/3	* SIUE (A)	L	0-7	Dickey/1-3
4/5	Mississippi State (A)	L	2-13	Walters/1-1
4/8	* Austin Peay	L	2-5	Petry/1-6
4/9	* Austin Peay	L	3-14	JSmith/1-3
4/10	* Austin Peay	L	10-12	Reed/0-2
4/14	* Murray State (A)	L	3-5	Petry/1-7
4/15	* Murray State (A)	L	2-4	Dickey/1-4
4/16	* Murray State (A)	L	1-8	JSmith/1-4
4/22	* Tennessee Tech	L	6-19	Petry/1-8
4/23	* Tennessee Tech	W	24-17	Reed/1-2
4/24	* Tennessee Tech	W	10-9	Davis/1-1
4/28	* Morehead State (A)	L	9-10 (10)	Reed/1-3
4/29	* Morehead State (A)	L	0-14	Russell/0-3
4/29	* Morehead State (A)	L	1-4	Dickey/1-5
5/3	# Memphis	L	10-11 (12)	Walters/1-2
5/6	* Belmont	L	1-8	Petry/1-9
5/7	* Belmont	L	1-16	Russell/0-4
5/8	* Belmont	L	5-15	Dickey/1-6
5/13	* Southeast Missouri (A)	W	10-3	Petry/2-9
5/14	* Southeast Missouri (A)	L	6-7	Jones/0-1
5/15	* Southeast Missouri (A)	L	2-15	Dickey/1-7

*Ohio Valley Conference Game

^ Conway, Ark.

Millington, Tenn.

2023 Results

Ryan Jenkins

Overall: 22-34 • OVC: 14-10

Home: 14-13 • Away: 8-20 • Neutral: 0-1

Date	Opponent	W/L	UTM-OPP	Pitcher/Rcd.
2/18	Belmont (A)	W	4-2 (7)	Armstrong/1-0
2/18	Belmont (A)	W	7-3	Walton/1-0
2/19	Belmont (A)	L	4-11 (7)	Steensma/0-1
2/19	Belmont (A)	L	2-4	Reed/0-1
2/21	Murray State (A)	W	5-2	JHobson/1-0
2/22	Alabama (A)	L	10-0 (7)	Wager/0-1
2/24	Valparaiso	L	2-10	Walton/1-1
2/25	Valparaiso	L	4-5 (10)	Cleveland/0-1
2/26	Valparaiso	L	4-17 (8)	Petry/0-1
3/4	Kent State	L	0-6 (7)	Armstrong/1-1
3/4	Kent State	L	3-12	Walton/1-2
3/5	Kent State	L	6-9 (10)	Reed/0-2

3/7	Toledo	L	3-8	JHobson/1-1
3/8	Toledo	W	10-6	Reed/1-2
3/10	Central Arkansas (A)	L	6-10	Diffey/0-1
3/11	Central Arkansas (A)	L	1-11	Armstrong/1-2
3/12	Central Arkansas (A)	W	5-3	Petry/1-1
3/14	Southern Illinois	L	2-6	Millar/0-1
3/18	Samford (A)	L	1-4 (7)	Petry/1-2
3/18	Samford (A)	L	4-6 (7)	JHobson/1-2
3/19	Samford (A)	L	0-1	Walton/1-3
3/21	Alabama A&M (A)	L	7-8	Cleveland/0-2
3/25	* Eastern Illinois	W	9-5	Petry/2-2
3/26	* Eastern Illinois	L	4-10	Armstrong/1-3
3/26	* Eastern Illinois	W	12-4	Steensma/1-1
3/28	Southern Illinois (A)	L	5-6 (10)	Martin/0-1
4/1	* SIUE	L	7-10	Petry/2-3
4/1	* SIUE	W	9-8	Cleveland/1-2
4/2	* SIUE	W	10-6	Steensma/2-1
4/4	Austin Peay (A)	L	17-18	Jones/0-1
4/6	* Little Rock (A)	L	4-5	Walton/1-4
4/7	* Little Rock (A)	L	3-8	Armstrong/1-4
4/8	* Little Rock (A)	L	2-4	Steensma/2-2
4/12	Austin Peay	L	9-14	Martin/0-2
4/14	* Southern Indiana	W	14-3	Petry/3-3
4/15	* Southern Indiana	W	7-3	Walton/2-4
4/16	* Southern Indiana	L	5-7	Cleveland/1-3
4/19	Murray State	W	7-6	Armstrong/2-4
4/21	* Tennessee Tech (A)	L	7-13	Petry/3-4
4/22	* Tennessee Tech (A)	W	16-2	Walton/3-4
4/23	* Tennessee Tech (A)	L	0-11 (7)	Steensma/2-3
4/25	Memphis (A)	L	2-4	Armstrong/2-5
4/28	* Morehead State	W	13-9	Wager/1-1
4/30	* Morehead State	L	3-9	Walton/3-5
4/30	* Morehead State	W	8-5	Wager/2-1
5/5	* Lindenwood (A)	L	12-13 (12)	Cleveland/1-4
5/6	* Lindenwood (A)	W	7-5	Walton/4-5
5/7	* Lindenwood (A)	W	18-1 (7)	Steensma/3-3
5/9	Alabama A&M	W	17-7 (7)	Armstrong/3-5
5/12	* Southeast Missouri	W	9-8	Armstrong/4-5
5/13	* Southeast Missouri	W	7-4	JHobson/2-2
5/14	* Southeast Missouri	W	5-4	Reed/2-2
5/18	Illinois (A)	L	3-7	Walton/4-6
5/19	Illinois (A)	W	6-4	Cleveland/2-4
5/20	Illinois (A)	L	7-15	Millar/0-2
5/24	# Tennessee Tech	L	3-7	Walton/4-7

*Ohio Valley Conference Game

OVC Tournament (Marion, Ill.)

2024 Results

Ryan Jenkins

Overall: 21-35 • OVC: 12-15

Home: 13-14 • Away: 7-20 • Neutral: 1-1

Date	Opponent	W/L	UTM-OPP	Pitcher/Rcd.
2/16	Northern Kentucky	L	4-15	Walton/0-1
2/18	Northern Kentucky	W	13-8	Steensma/1-0
2/18	Northern Kentucky	L	2-10	Wager/0-1
2/20	Southern Illinois	L	11-14	Cleveland/0-1
2/23	Brown	W	12-2	Walton/1-1
2/24	Brown	W	3-2	Bartle/1-0
2/25	Brown	L	6-13	Wager/0-2
2/27	Memphis (A)	W	10-7	Diffey/1-0
2/28	Memphis (A)	L	3-7	Lapic/0-1
3/1	Middle Tennessee	W	14-2 (7)	Walton/2-1
3/2	Middle Tennessee	L	8-17	Steensma/1-1
3/3	Middle Tennessee	L	8-10	Baskin/0-1
3/6	UAB (A)	L	11-12 (10)	Edwards/0-1
3/9	North Alabama (A)	L	0-10	Walton/2-2
3/10	North Alabama (A)	L	1-3	Steensma/1-2
3/10	North Alabama (A)	L	2-5	Diffey/1-1
3/13	Belmont (A)	L	2-3	Diffey/1-2
3/15	Illinois State	L	1-4	Walton/2-3
3/16	Illinois State	W	6-5 (11)	Reed/1-0

3/17	Illinois State	L	7-11	Bartle/1-1
3/19	Alabama A&M	W	14-3 (7)	Diffey/2-2
3/21	* Western Illinois	L	3-4	Baskin/0-2
3/22	* Western Illinois	W	14-3	Steensma/2-2
3/23	* Western Illinois	L	6-7	Wager/0-3
3/26	Southern Illinois (A)	W	8-7 (10)	Wager/1-2
3/28	* Eastern Illinois	W	5-4 (11)	Reed/0-1
3/29	* Eastern Illinois	W	15-14	Baskin/1-2
3/30	* Eastern Illinois	L	4-8	Bartle/1-2
4/2	Missouri (A)	L	3-13 (8)	Diffey/2-3
4/3	Missouri (A)	L	9-15	Arender/0-1
4/5	* SIUE (A)	L	3-8	Walton/2-4
4/6	* SIUE (A)	L	5-6	Steensma/2-3
4/6	* SIUE (A)	W	11-9	Reed/3-0
4/12	* Little Rock	W	4-0	Walton/3-4
4/13	* Little Rock	L	6-9	Steensma/2-4
4/14	* Little Rock	L	8-10	Bartle/1-3
4/19	* Southern Indiana (A)	W	15-10	Walton/4-4
4/20	* Southern Indiana (A)	L	2-4	Steensma/2-5
4/21	* Southern Indiana (A)	W	5-3	Bartle/2-3
4/23	#11 Vancerbilt (A)	L	4-5	Arender/0-2
4/26	* Tennessee Tech	W	7-2	Walton/5-4
4/27	* Tennessee Tech	W	15-6	Steensma/3-5
4/28	* Tennessee Tech	W	8-4	Arender/1-2
4/30	Murray State	L	1-2 (10)	Wager/1-4
5/1	Murray State (A)	L	8-18 (7)	Martin/0-1
5/3	* Morehead State (A)	L	9-13	B.Jones/0-1
5/4	* Morehead State (A)	L	3-6	Steensma/3-6
5/5	* Morehead State (A)	W	22-20 (11)	Arender/2-2
5/10	* Lindenwood	W	3-2	Reed/4-0
5/11	* Lindenwood	L	3-8	Steensma/3-7
5/12	* Lindenwood	L	0-3	Bartle/2-4
5/16	* Southeast Missouri (A)	L	2-3	Reed/4-1
5/17	* Southeast Missouri (A)	L	3-9	Steensma/3-8
5/18	* Southeast Missouri (A)	L	5-9	Arender/2-3
5/22	# Tennessee Tech	W	3-1	Walton/6-4
5/22	# Southern Indiana	L	2-11	Bartle/2-5

*Ohio Valley Conference Game

OVC Tournament (Marion, Ill.)

2025 UT MARTIN BASEBALL




**THIS IS
UT MARTIN**







The mission of the UTM Skyhawk Strength and Conditioning program is to maximize the potential of the Student-Athletes by teaching work ethic, team values, discipline, and leadership. The number one goal is to create a safe environment for the Student-Athletes to excel at their sport through scientifically based strength and conditioning programs. The Training programs are designed to increase the Athlete's strength, speed, agility, flexibility, conditioning, and explosiveness – all components in developing a complete collegiate athlete.



Olympic sport student-athletes train in the recently updated Fieldhouse weight room and adjacent multi-purpose room known as "the blue room". The 3,500 square foot weight room's renovation is highlighted by the Ecore Beast flooring that includes five inlay platforms highlighting UTM. In addition, updates included new Hammer Strength equipment, Eleiko barbells and a nutrition area to help support each Skyhawk athlete's development. Continued upgrades are ongoing to provide UT Martin student-athletes the best possible environment to compete for championships and develop positive habits to live a healthy active lifestyle.





NATIONAL STRENGTH AND CONDITIONING ASSOCIATION ALL-AMERICANS

2015 Renate Meckl, Softball
 2017 Carly Gonzales, Softball
 2018 Katelyn Colvin, Soccer
 2018 Savannah Dodson, Softball
 2020 Aalia Bivens, Softball
 2020 Brady Fry, Track and Field

2020 Jack Story, Golf
 2020 Lexi Thomas, Soccer
 2022 Tate Chumley, Golf
 2022 Catey Hunt, Soccer
 2022 Kallie Pickens, Softball
 2022 Karen Scanlon, Volleyball

2023 Jacob Uehlein, Golf
 2023 Kayla Carrell, Beach Volleyball
 2023 Logan Wallick, Volleyball
 2024 Dax Isbell, Golf
 2024 Haeleigh Paulino, Volleyball
 2024 Izzy Patterson, Soccer



Left: Lester Hudson ('09) became the first Skyhawk in history to be selected in the NBA Draft when he was drafted by the Boston Celtics in 2009. A two-time OVC Male Athlete of the Year, he led the UT Martin men's basketball team to its first-ever OVC regular season championship in 2008-09. The only player in NCAA Division-I history to accumulate a quadruple-double, he has suited up for the NBA's Boston Celtics (2009-10), Memphis Grizzlies (2009-10, 2011-12), Washington Wizards (2010-11), Cleveland Cavaliers (2011-12) and Los Angeles Clippers (2014-15) since graduating from UT Martin. He has since become one of the most popular players in the Chinese Basketball Association, winning a pair of Most Valuable Player awards.



Above: Heather Butler ('14) became the first player in UT Martin and Ohio Valley Conference history to play in the WNBA after signing with the San Antonio Stars. She left the Skyhawks as the program and conference's all-time leading scorer with 2,865 career points, ranking 16th in NCAA history. Her 392 career 3-pointers tied the NCAA all-time record while scoring double figures in all 129 games of her career, ranking as the second longest streak in history.

Below: Hunter Richardson ('18) is the only Skyhawk to earn All-OVC golf honors in all four seasons. He garnered OVC Player of the Year accolades in both 2017 and 2018, becoming just the eighth golfer to ever repeat as OVC Player of the Year. In July 2019, Richardson made his PGA Tour debut at the Barbasol Championship, held in Lexington, Ky., becoming the first-ever UT Martin golfer to play in a PGA Tour event.





Above: Skyhawk wide receiver Colton Dowell became the 13th UT Martin football player (first since 2013) to be selected in the NFL Draft after going in the seventh round at No. 228 overall to the Tennessee Titans in 2023.



Above: Alec Mills became the first player in UT Martin history to reach the Major League Baseball ranks when he made his debut with the Kansas City Royals in 2016. He made history on Sept. 13, 2020 when he tossed a no-hitter for the Chicago Cubs against the Milwaukee Brewers.

UT MARTIN'S ALL-TIME OVC CHAMPIONSHIPS

(JOINED IN 1992)

WOMEN'S TENNIS (1994)
WOMEN'S TENNIS (1995)
WOMEN'S BASKETBALL (1999)
VOLLEYBALL (2001)
VOLLEYBALL (2002)**
WOMEN'S TENNIS (2005)
FOOTBALL (2006)
WOMEN'S TENNIS (2006)
MEN'S BASKETBALL (2009)
SOFTBALL (2009)*
SOCCER (2009)
SOFTBALL (2010)
WOMEN'S BASKETBALL (2011)*
WOMEN'S TENNIS (2011)
SOCCER (2011)*
WOMEN'S BASKETBALL (2012)**
SOFTBALL (2012)**
SOCCER (2012)**
WOMEN'S BASKETBALL (2013)*
SOCCER (2013)
WOMEN'S BASKETBALL (2014)**
WOMEN'S BASKETBALL (2015)
WOMEN'S BASKETBALL (2016)
WOMEN'S TENNIS (2016)
MEN'S GOLF (2016)*
SOCCER (2018)
WOMEN'S BASKETBALL (2020)
WOMEN'S BASKETBALL (2021)
MEN'S GOLF (2021)
SOCCER (2021)
FOOTBALL (2021)
MEN'S GOLF (2022)
BEACH VOLLEYBALL (2022)**
VOLLEYBALL (2022)
FOOTBALL (2022)
BEACH VOLLEYBALL (2023)**
FOOTBALL (2023)
BEACH VOLLEYBALL (2024)
FOOTBALL (2024)

*OVC Tournament Championship

**Team Won Both OVC Regular-Season
and Tournament Titles

DISTINGUISHED ALUMNI



JERRY REESE

Former New York Giants
Senior VP and General Manager
2-time Super Bowl Champion



PAT HEAD SUMMITT

Tennessee Lady Vols Basketball
Head Coach Emeritus
8-time NCAA Champion

- Ed Jones ('32) served as Commissioner of Agriculture (1949-53) and U.S. Representative (1969-89)
- Dr. Margaret Perry ('61) is chancellor emeritus of UT Martin and was the first female head of a Tennessee four-year college or university.
- Dr. Shirley Raines ('67) served as president of the University of Memphis from 2001-13.
- Dr. Nick Dunagan ('68) is chancellor emeritus of UT Martin
- Dr. C. Pat Taylor ('68) served as president of Southwest Baptist University from 1996-2018.
- Roy Herron ('75) served as a Tennessee State Senator for 16 years and 10 years as a State Representative.
- Dr. Lendley C. Black ('75) is chancellor at the University of Minnesota Duluth
- Dr. Christy Shaffer ('81) is president and CEO of Inspire Pharmaceuticals, Inc., in Durham, N.C.
- Peter Hoffman ('82) is vice president of intellectual property management for The Boeing Company.
- Bill Rhodes ('87) is the chairman, president and CEO of AutoZone.
- Van Jones ('90) is an Emmy Award-winning CNN political analyst, author, lawyer and civil rights advocate. Served as President Obama's Special Advisor for Green Jobs in 2009.
- Chris Brinkley ('00) is a globally known audiobook narrator, radio personality, voiceover artist and NCAA sports broadcaster.
- Scottie Nell Hughes ('02) is the director of the Tea Party News Network and former CNN political commentator
- Andy Holt ('07) served in the Tennessee House of Representative, representing District 76 from 2011-20.
- Bradley Gregg ('11) is a mechanical engineer at NASA Johnson Space Center.



LIN DUNN

Retired Indiana Fever
Head Basketball Coach
2012 WNBA Champion

LEONARD HAMILTON

Florida State University
Head Men's Basketball Coach
1995 National Coach of the Year





OVC SCHOLAR-ATHLETES

The winners are selected from a group of nominees by OVC Faculty Athletics Representatives. To be eligible, honorees must have at least a 3.25 GPA and conduct themselves in a manner which has brought credit to the student-athlete, his or her institution, intercollegiate athletics and the OVC.

1994-95	ANNA DAVIS	WOMEN'S TENNIS
	CAROLINE GROVES	WOMEN'S TENNIS
1996-97	KLAS BRUNSKOG	MEN'S TENNIS
	ANGELA OLSEN	WOMEN'S TENNIS
1997-98	ARTHUR CASTLE	MEN'S BASKETBALL
2001-02	KELLY PENDLETON	WOMEN'S BASKETBALL
2002-03	RACHEL AHLERS	VOLLEYBALL
2004-05	BRADY WAHLBERG	FOOTBALL
2005-06	CHAD MCMAHAN	FOOTBALL
2007-08	ANDREY YESIROV	MEN'S TENNIS
2008-09	JAMIE FURSTENBERG	SOCCER
2009-10	CODY TERRY	BASEBALL
2010-11	JENNA MILLER	VOLLEYBALL
2011-12	LEAH TAYLOR	SOFTBALL
2012-13	HEATHER BUTLER	WOMEN'S BASKETBALL
2014-15	BEN REEVES	GOLF
	KATIE SCHUBERT	WOMEN'S BASKETBALL
2016-17	JOE MARTIN	RIFLE
2021-22	TAKEEM YOUNG	FOOTBALL
2022-23	DYLAN MOTT	VOLLEYBALL/BEACH VOLLEYBALL
2024-25	IZZY PATTERSON	SOCCER
2024-25	JONATHAN XOINIS	GOLF



OVC MEDAL OF HONOR

The OVC Medal of Honor is given annually to the student-athlete(s) who achieve the highest GPA (4.0) in a Conference-sponsored sport. Since joining the OVC in 1992, UT Martin student-athletes have claimed 381 Medals of Honor.

YEAR	TOTAL	YEAR	TOTAL
1993-94	4	2009-10	12
1994-95	4	2010-11	15
1995-96	8	2011-12	16
1996-97	8	2012-13	17
1997-98	7	2013-14	22
1998-99	5	2014-15	16
1999-00	7	2015-16	8
2000-01	6	2016-17	20
2001-02	7	2017-18	17
2002-03	12	2018-19	19
2003-04	11	2019-20	21
2004-05	7	2020-21	23
2005-06	8	2021-22	28
2006-07	9	2022-23	23
2007-08	13	2023-24	31
2008-09	8		

OVC COMMISSIONER'S HONOR ROLL

The OVC Commissioner's Honor Roll is presented annually to student-athletes who have at least a 3.25 GPA, are eligible and are on the team throughout the competitive season in their chosen NCAA-sponsored sport(s). Since joining the OVC in 1992, a total of 2,913 UT Martin student-athletes have been named to the prestigious list.

YEAR	TOTAL	YEAR	TOTAL	YEAR	TOTAL
1993-94	48	2003-04	81	2013-14	109
1994-95	62	2004-05	78	2014-15	100
1995-96	68	2005-06	81	2015-16	83
1996-97	41	2006-07	81	2016-17	116
1997-98	38	2007-08	85	2017-18	130
1998-99	52	2008-09	73	2018-19	128
1999-00	50	2009-10	70	2019-20	191
2000-01	58	2010-11	93	2020-21	181
2001-02	65	2011-12	114	2021-22	161
2002-03	82	2012-13	116	2022-23	124
				2023-24	168

ATHLETIC DIRECTOR

KURT MCGUFFIN EIGHTH YEAR • KANSAS STATE, 1996



Kurt McGuffin was officially named the 15th University of Tennessee at Martin's director of intercollegiate athletics on May 22, 2017.

During his Skyhawk tenure, McGuffin has overseen multiple Ohio Valley Conference championship programs while implementing significant facility upgrades across the board.

Last season, three separate UT Martin squads claimed OVC titles as football, men's basketball and beach volleyball each hoisted OVC regular season championship hardware. Out of 363 NCAA Division I schools, the Skyhawks were one of just four universities to win both a football and men's basketball regular season conference championship. In the classroom, UT Martin produced a record number of graduates, a school-record 31 OVC Academic Medal of Honor recipients for a perfect 4.0 Grade Point Average) and posted a 3.24 cumulative GPA during the spring 2024 semester, signaling the ninth straight term that the Skyhawks had accounted for a cumulative GPA over 3.20. In 2022-23, UT Martin equaled its highest finish in the OVC Commissioner's Cup standings in school history. The 2021-22 season marked the first time in school history that four different Skyhawk athletic programs won OVC championships (soccer, football, golf, beach volleyball). Academically, UT Martin Athletics shattered a school record with 191 OVC Commissioner's Honor Roll recipients in 2019-20 and set a new departmental record for GPA during five consecutive

semesters, culminating in a 3.33 in Spring 2022. Skyhawk Athletics has also been at the forefront of community service, as representatives from over 10 teams were in the middle of cleanup efforts during the aftermath of the tornado that touched down in nearby Dresden in December 2021.

McGuffin has over 25 years of experience in the collegiate athletics forum, including nearly six years as athletics director at Missouri Western State University, an NCAA Division II school located in St. Joseph, Mo. Before leading the Griffon athletics department in 2011, he also spent time as an assistant athletics director for development at the University of Colorado (2010-11), as a senior associate athletic director for external operations at Kansas State University (2000-10) and as an assistant director of athletics for development at the University of Idaho-Moscow (1999-2000).

In his time at Missouri Western, McGuffin achieved the highest student-athlete grade point average in the history of the school while also setting an all-time high for graduation rate and community service hours. He significantly increased revenue generation to annual and endowment giving by 30 percent and he launched a capital campaign that produced five of the top 10 gifts in university history, finishing off \$13 million in building enhancements in the spring of 2016. In addition, he successfully added six additional sports to bring the total to 16 while collaborating to initiate a Master's program in Sport Business Management – which added 20 graduate assistants to his staff.

McGuffin oversaw six Mid-America Intercollegiate Athletics Association championship squads in his tenure at Missouri Western. That includes the Griffon football program winning its first ever outright MIAA championship in 2012, a year where they also made the deepest postseason run in school history into the Division II quarterfinals. The Missouri Western baseball team claimed its first-ever MIAA title in 2013, the women's basketball team won the MIAA regular season in 2015-16 while the Griffon softball program racked up three conference championships (2014 tournament, 2016 regular season, 2016 tournament) in McGuffin's tenure. During the 2016-17 season, the Missouri Western baseball team qualified for the NCAA Tournament in back-to-back seasons (2016-17) for the first time in program history while the Griffon softball program made it to their fourth straight NCAA Regional. The women's golf program also saw freshman Chong Yong advance to the NCAA Championships, becoming the first individual in school history to accomplish that feat.

McGuffin also sustained previous successful programs and experienced growth in resources across the board at Missouri Western. He hired head coaches to lead the Griffon volleyball program to its highest win total since the mid-1990's and earning the most MIAA victories in program history in 2014. The Missouri Western tennis squad also took a new direction under McGuffin, resulting in its first winning season in more than a decade in 2014-15. The Griffon soccer program has also shattered over 20 school records while making its first ever postseason appearance in 2014 while the women's golf program advanced to its first ever NCAA Championship berth in 2016. As a direct result, McGuffin led the Missouri Western charge into the top-100 in the Learfield Cup standings, elevating the program from its 287 ranking when he took over.

Facility improvements were also paramount in McGuffin's success at Missouri Western. He raised nearly \$8 million for a total renovation of Spratt Memorial Stadium while also helping construct a state-of-the-art women's soccer locker room and the Zack and Mary Workman Academic Success Center in 2014.

The upgrades to Spratt Memorial Stadium were instrumental in Missouri Western remaining as the summer home of the NFL's Kansas City Chiefs since 2010. McGuffin led the charge in 2014 as the Chiefs and Missouri Western announced an extension for St. Joseph as the sole training location through the 2017 season.

At Colorado, McGuffin created and implemented a new annual giving program which increased total giving by 15 percent. He added over 600 new members in the first year by establishing fundraising goals, implementing a new donor database, revamping the process of daily donations and planning special events. He also assisted with fundraising and development of a brand new \$12 million sport court practice facility while taking part in a \$1.5 billion university capital campaign.

In addition to his title as senior associate athletic director for external operations at Kansas State, McGuffin also served as the associate athletic director for development, the assistant athletic director for annual giving and the assistant director of athletic development in his decade in Manhattan. He completed over \$25 million in facility enhancements while also leading a \$90 million "Changing Lives Campaign." He also increased annual giving by 50 percent and endowments by over 70 percent.

McGuffin was the sport administrator for the Wildcat men's basketball, men's and women's golf and the men's and women's cross country/track and field programs. He led the development and implementation of a department-wide strategic plan while overseeing all external units (including development, ticketing, marketing and communication) responsible for a revenue of over \$28 million and budgets of \$12 million.


McGuffin led marketing campaigns that resulted in the largest football season-opening crowd in Kansas State history while also heading a sales group that sold out men's basketball games in three out of four seasons. In his tenure, the Wildcat women's basketball and volleyball programs were each in the top-10 nationally in attendance.

Before his first full-time role in athletics administration at Idaho-Moscow, McGuffin also was a graduate assistant for fundraising at Wichita State University, the director of men's basketball operations at Eastern Washington University and the head men's basketball student assistant at Kansas State.

McGuffin is a proud member of the National Association of College Directors of Athletics (NACDA) and the National Association of Development Directors (NADD). He is currently serving as chair of the NCAA Division I Women's Softball Committee and has also spent time on the NCAA Men's Golf Ranking Committee, the NCAA Men's Basketball Committee and the NCAA Women's Basketball Committee. In addition to the NCAA Softball Committee, he is currently serving as 2nd Vice President on the NACDA Football Championship Subdivision Athletic Directors Association Executive Committee. He was chair of the OVC Council of Directors of Athletics during the 2020-21 academic year.

An Iola, Kan. native, McGuffin graduated from Kansas State with a bachelor of science degree in education in 1996. He obtained his Master of Science degree in education from Wichita State in 1999. He is married to the former Jessica Whisler of Goodland, Kan. and the couple has three children – Bryce, Brett and Brea. Bryce and Brett are currently attending UT Martin.

Alec Mills: FROM UTM TO MLB HISTORY



Alec Mills starred at the University of Tennessee at Martin from 2010-12 before becoming the first-ever Skyhawk to appear in a Major League Baseball game. He made his MLB debut for Kansas City Royals on May 18, 2016 and the 2023 season was his seventh at the MLB level.

Mills reached the pinnacle of individual success on Sept. 13, 2020 as he twirled a no-hitter for the Chicago Cubs against the Milwaukee Brewers. That came after he made the Opening Day roster for the first time in his MLB career, making 11 starts as a seasonlong member of the Cubs starting rotation during the shortened 60-game calendar.

What makes Mills' journey to the top so incredible is that it almost never happened. After an all-district prep career at Montgomery Central High School in his hometown of Clarksville, Tenn., he was focusing on an engineering degree at UT Martin in the fall of 2009 after he figured the competitive baseball portion was out of the picture.

Mills drove past Skyhawk Field one day and saw some of UT Martin's student-athletes playing catch. He knew he had the desire to compete at the Division I level and soon contacted Bubba Cates, UT Martin's head coach at the time, and arranged a tryout. After Mills threw for the Skyhawk coaching staff, he attended practices over the next few days to prove that he belonged. When all was said and done, Mills had made the squad and his legendary career path began.

Despite his walk-on status, Mills was one of UT Martin's most trusted options during his freshman campaign in 2010. He ranked second on the team with 23 appearances and appeared in exactly half (12) of the team's 24 games against Ohio Valley Conference competitions. As a potential sign of things to come, he was the winning pitcher in each of the first two games of his collegiate career.

Mills followed with a very good sophomore campaign during a historical 2011 season for the Skyhawk program. He notched seven victories and three saves while making a school-record 30 appearances for a UT Martin team that won an OVC Tournament game for the first time in program history. Fittingly, it was Mills who earned the victory on the mound in that postseason game, just five days after he was handed the ball to start in a must-win, tournament-clinching victory in the final game of the regular season.

After capturing All-Star accolades for the Brazos Valley Bombers in the Texas Collegiate League in the summer of 2011, things changed for Mills during his junior season at UT Martin. Following two seasons of predominantly pitching out of the bullpen, he was now the staff ace – making a team-high 14 starts in 2012. His first game of the season was an audition in front of several major league scouts in the season opener at Georgia Southern, who was ranked No. 34 in the nation at that time. He kept the high-powered Eagle offense at bay and from that moment forward, the scouts flocked back to watch many more of his starts.

Mills concluded his junior season ranking in the top-10 in the OVC in strikeouts (74, sixth), least walks per nine innings (2.63, sixth), innings pitched (89, eighth) and ERA (3.94, ninth). He was in the middle of a dominant season for the Madison (Wis.) Mallards in the Northwoods Summer League when the Royals nabbed him in the 22nd round (673rd overall pick) in the 2012 MLB Draft.

Quickly rising through Kansas City's minor league system, Mills was used primarily as a reliever through his first two seasons before undergoing Tommy John surgery in 2013. He was groomed as a starting pitcher during his rehabilitation process and responded by emerging as one of the top prospects in the organization. He was named an All-Star at three different levels (2013 at Single-A, 2015 in Advanced Single-A, 2016 at Double-A).

Mills' minor league dominance garnered national attention in September of 2015, as he was named the Kansas City's top pitching prospect by MLB Pipeline.com, an official branch of MLB.com. Two months later, he was officially added to the Royals' 40-man roster for the 2016 season.

Making three total appearances for the Royals in 2016, Mills fanned four batters while allowing three hits over 3.1 innings of work. The following offseason, he was acquired by the Cubs – fresh off their first World Series championship in 107 years – in a February trade.

Mills made his Cubs debut on July 27, 2018. He twirled two perfect innings against the St. Louis Cardinals and wound up playing a pivotal role down the stretch for the Cubs. He made seven appearances (two starts), striking out 23 batters while allowing only 11 hits over 18 innings of work.

Over his major league career, the 6-4, 205-pound right-hander has notched 12 wins in 70 appearances (39 starts). Mills has also registered two saves, allowing a 1.35 WHIP with 213 strikeouts in 257.1 innings. He has spent time with the Kansas City Royals (2016), Chicago Cubs (2018-22) and Cincinnati Reds (2023).

Mills still ranks in UT Martin's top-10 career list in appearances (67, seventh), strikeouts (165, eighth) and wins (13, ninth). His 30 appearances in 2011 are the most in a single season in school history while he also is in the top-10 in single-season strikeouts (74 in 2012, sixth), wins (seven in 2011, eighth), innings pitched (89 in 2012, eighth) and games started (14 in 2012, ninth).

Mills also pieced together quite an impressive resume off the diamond during his time at UT Martin, garnering a 3.18 overall Grade Point Average as a Health and Human Performance exercise science major. He is currently pursuing his degree from UT Martin.





2025 UT MARTIN BASEBALL SEASON SCHEDULE

#MARTINMADE

FEB. 14-16	@ FLORIDA A&M TALLAHASSEE, FLA.	APR. 1	ALABAMA A&M MARTIN, TENN.
FEB. 18	@ SOUTHERN ILLINOIS CARBONDALE, ILL.	APR. 4-6	@ EASTERN ILLINOIS* CHARLESTON, ILL.
FEB. 19	MURRAY STATE MARTIN, TENN.	APR. 8	@ BELMONT NASHVILLE, TENN.
FEB. 21-23	AKRON MARTIN, TENN.	APR. 11-13	WESTERN ILLINOIS* MARTIN, TENN.
FEB. 25	@ MURRAY STATE MURRAY, KY.	APR. 17-19	MOREHEAD STATE* MARTIN, TENN.
FEB. 28	@ MIDDLE TENNESSEE MURFREESBORO, TENN.	APR. 22	BELMONT MARTIN, TENN.
MAR. 1	OLD DOMINION MURFREESBORO, TENN.	APR. 25-27	@ TENNESSEE TECH* COOKEVILLE, TENN.
MAR. 2	ST. BONAVENTURE MURFREESBORO, TENN.	APR. 29	@ NORTH ALABAMA FLORENCE, ALA.
MAR. 4	@ ALABAMA A&M HUNTSVILLE, ALA.	MAY 2-4	SOUTHERN INDIANA* MARTIN, TENN.
MAR. 7-9	SAMFORD MARTIN, TENN.	MAY 6	NORTH ALABAMA MARTIN, TENN.
MAR. 11	AUBURN MADISON, ALA.	MAY 9-11	@ LITTLE ROCK* LITTLE ROCK, ARK.
MAR. 14-16	@ WESTERN KENTUCKY BOWLING GREEN, KY.	MAY 13	@ OLE MISS OXFORD, MISS.
MAR. 21-23	SOUTHEAST MISSOURI* MARTIN, TENN.	MAY 15-17	SIUE MARTIN, TENN.
MAR. 25	SOUTHERN ILLINOIS MARTIN, TENN.	MAY 21-24	OVC BASEBALL CHAMPIONSHIP MARION, ILL.
MAR. 28-30	@ LINDENWOOD* ST. CHARLES, MO.		