

# ***UT MARTIN SKYHAWKS***

## **2024 SOCCER MEDIA GUIDE**





# UT MARTIN SKYHAWK SOCCER ROSTER



**JORDYN RIFFLE**  
GK • 5-8 • So.  
Amelia, Ohio



**MOLLY CORGAN**  
GK • 5-9 • R-Jr.  
Cary, N.C.



**MAC TITUS**  
GK • 5-10 • Jr.  
Chelsea, Ala.



**IZZY PATTERSON**  
MF • 5-4 • Sr.  
St. Louis, Mo.



**JOELLE STINSON**  
D • 5-4 • So.  
Loveland, Ohio



**UNNI WOLF**  
MF • 5-8 • Fr.  
Vaxjo, Sweden



**MAKAYLA ROBINSON**  
F • 5-6 • Sr.  
El Cajon, Calif.



**MAREN CAIN**  
MF • 5-8 • So.  
Eastvale, Calif.



**PEYTON COOK**  
F/MF • 5-4 • So.  
Milford, Ohio.



**ALBERTE AMBY**  
F • 5-7 • Fr.  
Naestved, Denmark



**ABBIE MCHENRY**  
MF/F • 5-5 • Jr.  
Newtonabbey, N.Ireland



**DAKSHA SUTHARSHAN**  
F • 5-4 • Fr.  
Knoxville, Tenn.



**PARKER GELINAS**  
D • 5-5 • Sr.  
Germantown, Tenn.



**LORENA MONTESANO**  
MF • 5-8 • Gr.  
Newport, N.C.



**ALLIE BUCHMANN**  
MF • 5-7 • Jr.  
Lakside, Calif.



**RACHEL VALENZUELA**  
F • 5-7 • Fr.  
Huntington Beach, Calif.



**ELLA RUCKA**  
MF • 5-6 • So.  
Channahon, Ill.



**SHAYLA ADDINGTON**  
D • 5-4 • Jr.  
Parker, Colo.



**NYEEMAH  
PRESCOD-BECKLES**  
F • 5-6 • Sr.  
Oshawa, Ontario, Canada



**AVA HUNTRODS**  
D • 5-8 • Fr.  
London, England



**AYJA McCLEARY**  
MF • 5-4 • So.  
Lake Worth, Fla.



**GRETCHEN MAREK**  
D • 5-3 • So.  
Lorena, Texas



**ANNA ØSTERGAARD  
IBSEN**  
D • 5-3 • Fr.  
Balling, Skive, Denmark



**BLANCA NEGRETE**  
MF/D • 5-4 • So.  
Riverbank, Calif.



**CAROLINE MOORE**  
F/MF • 5-5 • R-So  
Nashville, Tenn.



**BROOKE KALA**  
MF • 5-6 • Sr.  
Yorkville, Ill.



**MIKE VARGA**  
Head Coach  
Second Season



**LAUREN SMITH**  
Assistant Coach  
First Season



**MADDIE TURLINGTON**  
Assistant Coach  
Second Season





SCHOOL INFORMATION

Name of School:	University of Tennessee at Martin (UT Martin)
Location:	Martin, Tenn.
Founded:	1900, Senior College 1951
Enrollment:	6,700
Nickname:	Skyhawks
Colors:	Navy Blue and Orange
Field:	Skyhawk Field
Capacity:	500
Affiliation:	NCAA Division I
Conference:	Ohio Valley
Chancellor:	Dr. Yancy Freeman
Director of Athletics:	Kurt McGuffin

TEAM INFORMATION

2023 Overall Record:	5-8-6	H: 2-2-4	A: 3-5-2	N: 0-1
2023 Conference Finish:	2-2-5	H: 1-0-4	A: 1-2-1	
Postseason:	OVC Soccer Championship First Round			
Players Returning/Lost	17/10			
Starters Returning/Lost	9/2			
Newcomers	10			

PROGRAM HISTORY

First Year of Soccer:	1998
All-Time Record:	196-236-53
All-Time OVC Record:	99-89-30
All-Time OVC Tournament Record:	11-18-1
OVC Tournament Appearances:	22
Last OVC Tournament Appearance:	2023
OVC Championships:	5 (2009, 2012, 2013, 2018, 2021)
OVC Tournament Titles:	2 (2011, 2012)
NCAA Tournament:	2 (2011, 2012)

COACHING STAFF

Head Coach:	Mike Varga
Alma Mater:	Ashland University, 1990
Career Record (yrs):	259-246-63 (30th)
Record at UT Martin (yrs):	5-8-6 (2nd)
Record vs OVC (yrs):	2-2-5 (2nd)
Assistant Coach:	Lauren Smith
Alma Mater:	Nebraska, 2018
Years at UT Martin:	1st season

SPORTS INFORMATION

Soccer Contact:	Davis Gregory
Phone:	(731) 881-7694
Email:	davggreg@ut.utm.edu
SID Fax:	(731) 881-7624
Press Box Phone:	(731) 881-7694
SID Mailing Address:	1022 Elam Center, 15 Mount Pelia Road Martin, Tenn. 38238
Website:	www.UTMSports.com
Social Media Handles:	@UTMSports

TABLE OF CONTENTS

INSIDE THE GUIDE

Radio/TV Call Sheet .....	2
Quick Facts.....	3
Media Information.....	4

THIS IS UT MARTIN

Skyhawk Field .....	6-7
Game Day at Skyhawk Field .....	8-9
Campus Features.....	10-11
Campus Map .....	12-13
University Infographic.....	14
UT Martin Athletics .....	15
Strength and Conditioning .....	16-17
Ohio Valley Conference .....	18
OVC Academic Awards .....	19
Notable Alumni .....	20

COACHING STAFF

Head Coach Mike Varga .....	22
Assistant Coaches Lauren Smith and Maddie Turlington.....	23

MEET THE SKYHAWKS

2024 Roster .....	25
Player Bios .....	26-38

SEASON PREVIEW

Season Outlook .....	40
----------------------	----

YEAR IN REVIEW

2023 Recap .....	43
Statistics .....	44-47
Game-by-Game Recaps.....	48-52

SKYHAWK RECORD BOOK

UT Martin Hall of Fame .....	54
Skyhawks of Distinction.....	55-56
Season Records .....	57
Career Records .....	58
Individual Game   Team Records .....	59
Yearly Leaders .....	60
All-Time Series Results .....	61-63
Coaching History   Conference Standings.....	64
Year-by-Year Results .....	65-67
Conference Tournaments .....	68
All-Time Numerical/All-Time Roster .....	69-70

HALL OF CHAMPIONS

All-Time OVC Champions.....	72-77
Athletic Director Kurt McGuffin.....	78

CREDITS

The 2024 UT Martin Soccer Media Guide was written and produced by sports communications assistant Davis Gregory using Adobe InDesign CC. Photos by Nathan Morgan, Steven Mantilia, Raffie Lazarian, Trevor Ruszkowski and Alex Boggis. Layout designs/covers by Alex Boggis.

The University of Tennessee at Martin does not discriminate on the basis of race, sex, color, religion, national origin, age, disability or veteran status in provision of educational opportunities or employment opportunities and benefits. UT Martin does not discriminate on the basis of sex or disability in the education programs and activities which it operates, pursuant to requirements of Title VI of the Civil Rights Act of 1964 as codified in 42 U.S.C. 2000D; Title IX of the Educational Amendments of 1972, Public Law 92 318; Section 504 of the Rehabilitation Act of 1973, Public Law 93-112; the Americans with Disabilities Act of 1990, Public Law 101-336; and the Age Discrimination in Employment Act. This policy extends to both employment by and admission to the university. Inquiries concerning Title VI, Title IX, Section 504, the Americans with Disabilities Act, and the Age Discrimination in Employment Act should be directed to the Office of Equity and Diversity, 240 Gooch Hall, UT Martin, Martin, TN 38238-5002, 731-881-7202. Charges of violation of the above policy also should be directed to the Equity and Diversity Officer. E05-0416-00-005-24



# MEDIA INFORMATION



**ALEX BOGGIS**  
ASSISTANT SPORTS INFORMATION  
DIRECTOR

Football, Women's Basketball and Softball

OFFICE PHONE: 731-881-7694  
CELL PHONE: 618-357-1536  
EMAIL: DBOGGIS@UTM.EDU



**RYNE RICKMAN**  
SPORTS INFORMATION DIRECTOR

Men's Basketball, Volleyball, Beach Volleyball,  
Golf, Rifle, Equestrian and Rodeo

OFFICE PHONE: 731-881-7632  
CELL PHONE: 270-703-2601  
EMAIL: RRICMAN@UTM.EDU



**DAVIS GREGORY**  
SPORTS INFORMATION ASSISTANT

Soccer, Cross Country, Track and Field,  
Baseball

OFFICE PHONE: 731-881-7694  
CELL PHONE: 865-399-0852  
EMAIL: DGrego18@UTM.EDU



**MAC DORAN**  
ESPN+ PRODUCTION COORDINATOR

ESPN+ Live Productions, Postgame Melts

OFFICE PHONE: 731-881-7694  
CELL PHONE: 731-514-5583  
EMAIL: TDORAN2@UTM.EDU

## INTERVIEW POLICIES

Media interviews with players and coaches are encouraged, and every effort will be made to accommodate media requests. Reach out through the sports information office to set up an interview with head coach Mike Varga and Skyhawk student-athletes.

## POSTGAME AVAILABILITIES

Skyhawk head coach Mike Varga and select players will be made available upon request for a postgame interview at the conclusion of each home game. Reach out to Davis Gregory (dgrego18@utm.edu) to request a player. After the contest, a full stat package will be available on UTMSports.com.

## CREDENTIALS

Media credentials are required for all Skyhawk home games and can be obtained through the sports information office. Please notify sports information assistant Davis Gregory at least 24 hours in advance of home games and at least 72 hours in advance of road games. Passes may be picked up in advance at the Sports Information Office.

## GAMEDAY DOCUMENTS (STATS/NOTES/ROSTERS)

Media will not be provided hard copies of roster flipcards, game notes or final statistics. Live stats, courtesy of StatBroadcast can be found at UTMStats.com.

## ON THE WEB

A wealth of resources for the UT Martin sports information department can be found at [www.UTMSports.com](http://www.UTMSports.com), powered by SIDEARM Sports. The site features updated schedules, rosters, player information, game notes and statistics.


## SKYHAWKS IN PRINT

The name of our institution is **The University of Tennessee at Martin** and if abbreviated, should be referred to as **UT Martin**. The University of Tennessee at Martin should be used as the first reference in a news story. UT Martin should be used in subsequent references and **UTM** is acceptable in headlines. **Tennessee-Martin, UT-Martin, UT or Martin should never be used.** The description Skyhawks should be used to represent all UT Martin athletic teams. Lady-Skyhawks or Hawks should never be used.



Office Fax: 731-881-7624  
Web Site: [UTMSports.com](http://UTMSports.com)  
Facebook: [/UTMSports](https://www.facebook.com/UTMSports)  
Twitter: [@UTMSports](https://twitter.com/UTMSports)  
Instagram: [UTMSports](https://www.instagram.com/UTMSports)

Mailing Address:  
UT Martin Sports Information  
1022 Elam Center  
Martin, TN 38238







***THIS IS UT MARTIN***



# SKYHAWK FIELD





The University of Tennessee at Martin women's soccer program has called Skyhawk Field its home since 1998. It is a 120x75 Bermuda pitch with a press box and permanent seating for over 500 fans along the west sideline. Fans also circle the field with trucks, lawn chairs and couches to create a festive atmosphere that is intimidating to opponents.

On Nov. 4, 2012, UT Martin provided a bit of history against Austin Peay in the OVC Tournament Championship. In that match, the raucous crowd of 773 fans cheered on the Skyhawks to a thrilling 2-0 victory - passing the program's all-time record for single-game attendance. In fact, five of the Skyhawks nine home games ranked amongst the top crowds in Skyhawk Field history.

Over the years, the Skyhawks have put together a 109-73-13 record while playing in front of the home crowd. However, UT Martin has enjoyed a tremendous home-field advantage over the last several seasons. Since 2005, the Skyhawks have won 69 percent of their matches played at Skyhawk Field while picking up 89 victories on their home turf during that span.

The first match played at Skyhawk Field, was on Sept. 4, 1998, against Ohio Valley Conference foe Tennessee Tech. Although the Skyhawks dropped a tough 1-0 decision in that match, they came roaring back for the first home win in program history on their next try - a 2-1 win over OVC opponent Morehead State on Sept. 12, 1998.

In the summer of 2010, Skyhawk Field received a massive facelift. New colorful wind screens were also added to give the field a professional exterior look, and new brick barriers were also built around both benches.

Prior to the 2012 season, Skyhawk Field saw the addition of field lights making conditions appropriate for night matches. The first match played under the lights was on Aug. 17, 2012, against Southeastern Conference power Vanderbilt. Although the Skyhawks dropped the match 2-0, the night marked the first of three night games for the Skyhawks in 2012 in addition to hosting the 2012 Ohio Valley Conference Tournament.

The venue featured another big upgrade in March of 2021 as a modern digital scoreboard was installed on the southwest corner of the playing surface.

In 2009, the Skyhawks matched the best home start to any season by beginning the year 6-0-0, and ended the season with the highest single-season home winning percentage (.857) in program history. The 2010 squad followed that with a five-match home winning streak, which included shutouts in all five matches and conference wins over Austin Peay, Jacksonville State and Tennessee Tech.

Skyhawk Field has also been home to the PUMA Skyhawk Invitational from 2002-2007 and 2009. It has also hosted various rounds of the Ohio Valley Conference Tournament in 1999, 2003, 2008, 2012, 2013, 2015, 2017, 2018 and 2019 - including the entire tournament field in 2012, 2013 and 2018.



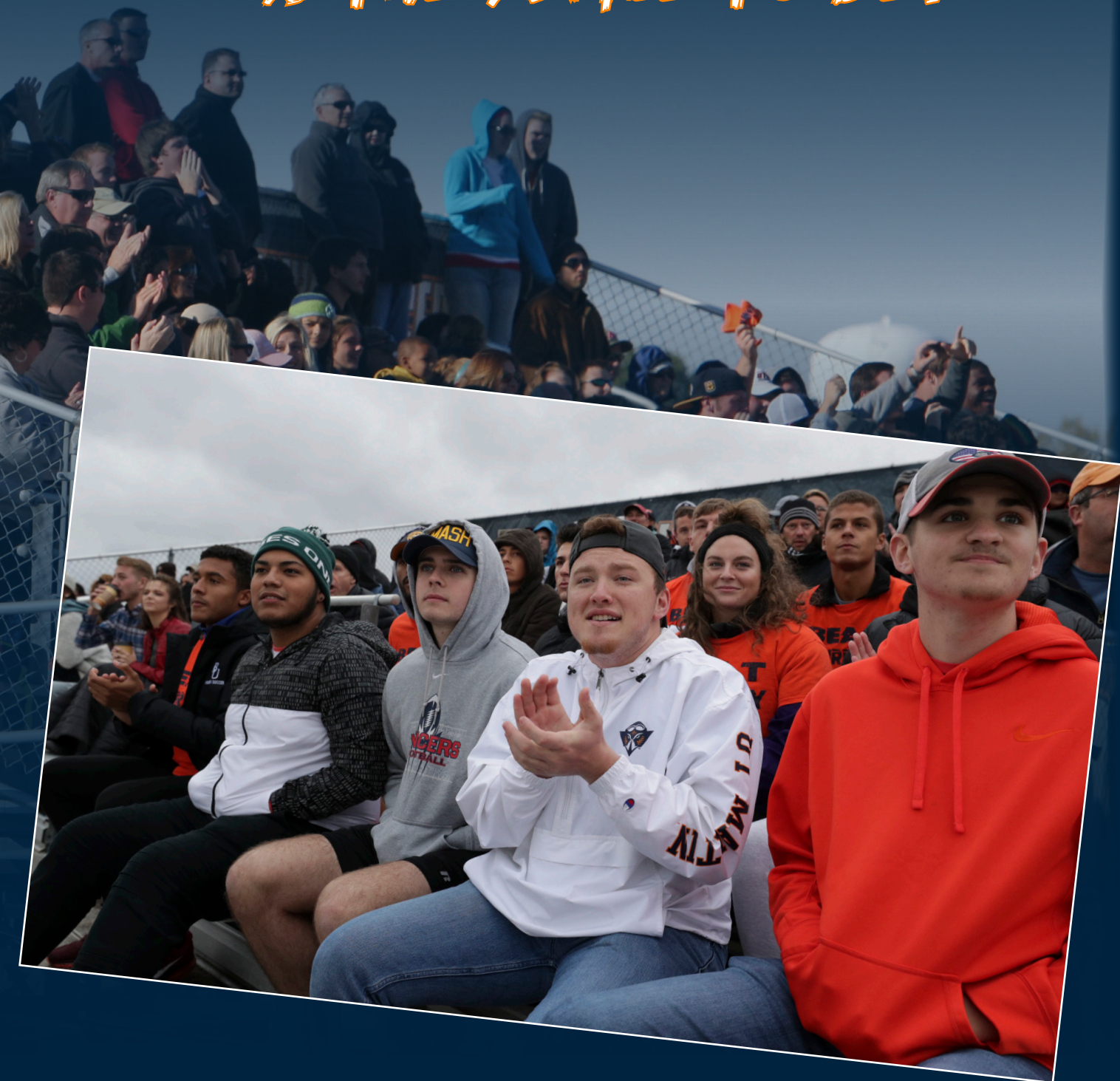


## TOP ALL-TIME CROWDS AT SKYHAWK FIELD

Rank	Att.	Opponent	Result	Date	Rank	Att.	Opponent	Result	Date
1	773	Austin Peay	W, 2-0	11-4-12	11	524	Belmont	L, 1-0	10-21-21
2	724	Oklahoma State	L, 1-0	8-23-13	12	469	Southeast Missouri	W, 1-0	11-2-12
3	671	SIUE	L, 1-0 (OT)	11-7-21	13	457	Murray State	L, 2-1	10-28-07
4	669	Austin Peay	W, 1-0	10-1-10	14	447	Murray State	W, 3-1	10-5-18
5	651	Murray State	L, 2-1	11-4-18	15	436	Murray State	W, 2-1	10-17-21
6	631	Eastern Kentucky	W, 3-2	11-2-18	16	431	Georgia State	L, 1-0	9-13-13
7	583	Tennessee Tech	W, 1-0	11-5-21	17	430	Austin Peay	T, 1-1	10-26-08
8	581	SIUE	T, 0-0	10-19-23	18	425	Memphis	L, 5-0	09-18-16
9	573	SIUE	W, 2-1	11-8-13	19	417	Austin Peay	W, 4-2	10-26-14
10	546	Morehead State	L, 1-0	11-10-13	20	412	Southeast Missouri	W, 1-0	11-1-13
						412	Belmont	W, 2-0	10-20-13



# GAME DAY AT SKYHAWK FIELD IS THE PLACE TO BE!





# CAMPUS LIFE



The UT Martin campus has a small-town feel with a large-city vibe that is great for college students. Our campus life is vibrant and provides a wide variety of activities that appeal to all students, including concerts, comedians, block parties, movies, game shows and so much more.

To access our activities calendar, visit [runway.utm.edu](https://runway.utm.edu).

**150+**  
STUDENT  
ORGANIZATIONS

APPROXIMATELY  
**6,800 STUDENTS**  
REPRESENT **42 STATES**  
& **19 COUNTRIES**

**#1**

RATED **FIRST IN THE STATE**  
AMONG PUBLIC UNIVERSITIES FOR  
STUDENT **SATISFACTION**

**FROI**



## DID YOU KNOW?

- UTM's Department of Public Safety patrols the campus 24 hours a day, 365 days a year.
- Students can request an officer escort any time at 731-881-7777.
- All students, faculty and staff can participate in UTM RAVE Alerts – an emergency text-messaging system.
- All residence halls are staffed with resident assistants (RAs). RAs provide information about activities, events and policies, and assist students with roommate conflicts, homesickness and academic concerns. RAs are trained to respond to a variety of issues to assist students or act as a referral resource.
- The Residence Life staff takes extra precautions to ensure the safety and security of residents through cameras, swipe card access, fire safety equipment, staff emergency response training and 24-hour response from on-call students and professional staff.

## VIRTUAL TOUR

Get a little peek at campus before visiting!



## CAMPUS FACILITIES

Students can enjoy many facilities on campus:

- Paul Meek Library
- Skyhawk Dining Hall
- Food Court
- Student Recreation Center
- Fitness Trail
- Hardy Graham Stadium
- Skyhawk Arena & Pat Head Summitt Court
- Boling University Center

# M HOME





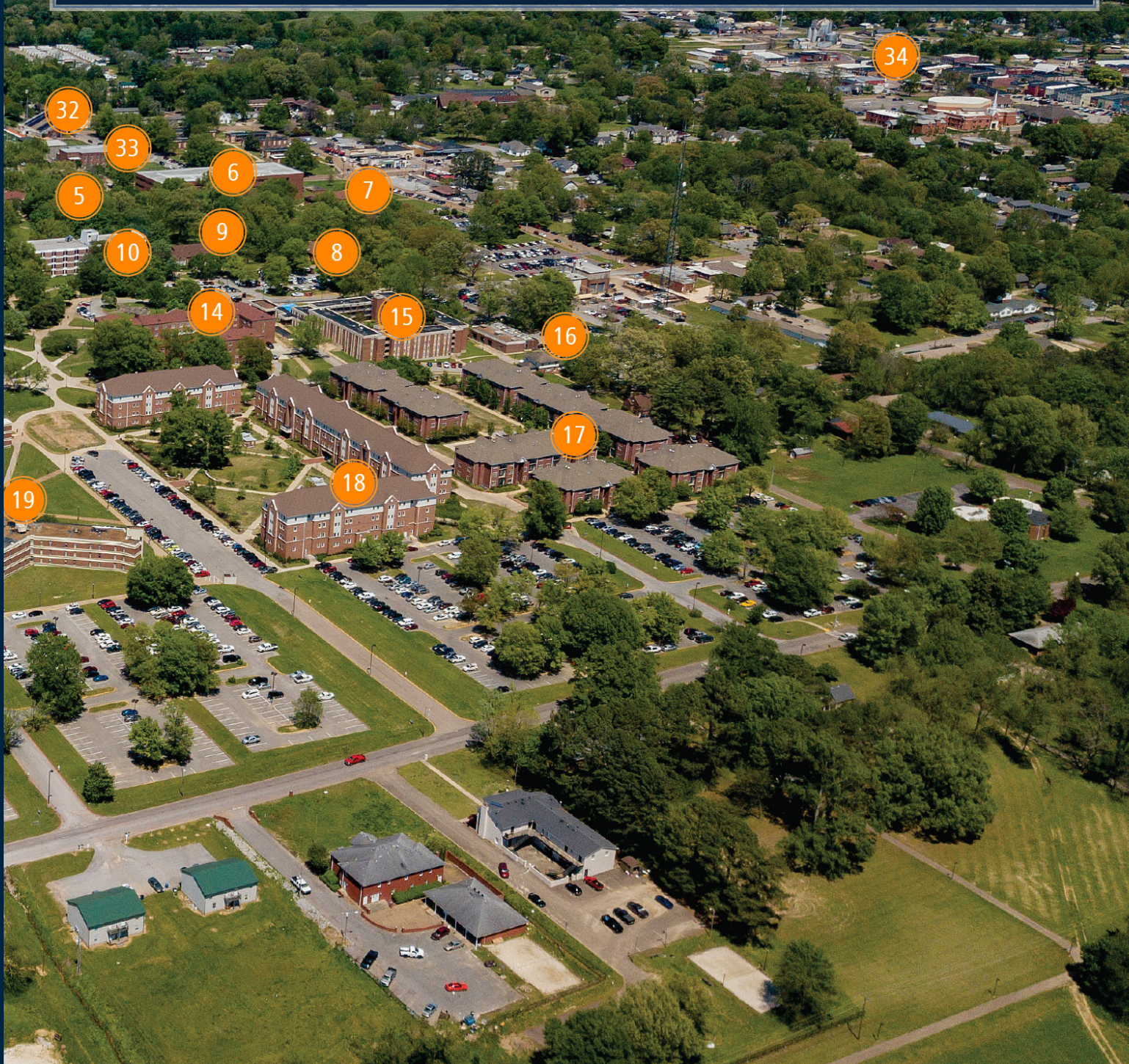
To the bottom, off the map:  
University Courts Apartments, Sorority Village and West Tennessee Healthcare  
Volunteer Hospital.

To the far left, off the map:  
Skyhawk Park, Bettye Giles Field, Skyhawk Soccer Complex, Margaret N. Perry  
Children's Center and Skyhawk Track





1. Joseph E. Johnson EPS Building
2. Fine Arts Building
3. Brehm Hall
4. Hall-Moody Administration Building (Office of Undergraduate Admissions and Office of Financial Aid on second floor)
5. Holland McCombs Center
6. Cecil M. and Boyce A. Gooch Hall
7. Business Administration Building
8. Site of future Latimer Engineering and Science Building
9. Sociology Building
10. Andy N. Holt Humanities Building
11. Crisp Hall (Department of Public Safety)
12. Paul Meek Library
13. Ed and Carolyn Boling University Center
14. Frank Clement Hall
15. Prentice Cooper Hall
16. Student Health and Counseling Center
17. University Village Apartments Phase I (A-E)
18. University Village Apartments Phase II (F-H)
19. Buford Ellington Hall
20. Gordon Browning Hall
21. Student Recreation Center
22. Fitness Trail
23. Pacer Pond
24. Skyhawk Beach Volleyball Complex
25. James C. Henson Tennis Center
26. Kathleen and Tom Elam Center
27. Rhodes Golf Center
28. West Tennessee Animal Disease Diagnostic Laboratory
29. Veterinary Health Technology Program Headquarters Building
30. Ned Ray McWherter Agricultural Complex
31. Hardy M. Graham Stadium
32. ROTC Building
33. Student Life Center
34. Historic Downtown Martin Business District





**18 100+**

undergraduate  
degrees

concentrations

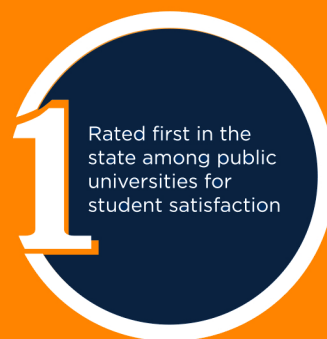


**15:1**

■ Student  
■ Teacher

**\$39.5  
Million**

awarded in grants and scholarships



Rated first in the  
state among public  
universities for  
student satisfaction



approximately  
**7,300** students  
represent **41** states  
and **21** countries

Designated a

**Best Southeastern  
College**

by **The Princeton Review** for **17**  
consecutive years

**150+**



Student organizations  
21 sororities and fraternities

**15**

travel-study  
programs  
per year



**13,000**

community  
service hours  
reported by student  
organizations



THE UNIVERSITY OF  
**TENNESSEE**  
MARTIN



# ATHLETICS

## INTERCOLLEGIATE ATHLETICS



### DID YOU KNOW?

\*Nine Skyhawk athletic programs have captured a total of 46 OVC team championships, 37 of which have come since 2009

\*UT Martin Athletics registered a 3.24 cumulative Grade Point Average in the spring 2024 semester, marking the ninth consecutive term where the departmental GPA was above a 3.20

UT Martin is a member of the National Collegiate Athletic Association's Division I, Ohio Valley Conference, National Intercollegiate Rodeo Association and National Collegiate Equestrian Association.

### Men's Athletics

Baseball  
Basketball  
Cheerleading  
Cross Country  
Football  
Golf  
Indoor and Outdoor Track and Field  
Rifle  
Rodeo

### Women's Athletics

Basketball  
Beach Volleyball  
Cheerleading  
Cross Country  
Equestrian  
Indoor and Outdoor Track and Field  
Rifle  
Rodeo  
Soccer  
Stunt  
Softball  
Volleyball




# STRENGTH AND

## MISSION STATEMENT

The mission of the UTM Skyhawk Strength and Conditioning program is to maximize the potential of the Student-Athletes by teaching work ethic, team values, discipline, and leadership.

The number one goal is to create a safe environment for the Student-Athletes to excel at their sport through scientifically based strength and conditioning programs.

The Training programs are designed to increase the Athlete's strength, speed, agility, flexibility, conditioning, and explosiveness – all components in developing a complete collegiate athlete.



Olympic sport student-athletes train in the recently updated Fieldhouse weight room and adjacent multi-purpose room known as “the blue room” The 3,500 square foot weight room’s renovation is highlighted by the Ecore Beast flooring that includes five inlay platforms highlighting UTM. In addition, updates included new Hammer Strength equipment, Eleiko barbells and a nutrition area to help support each Skyhawk athlete’s development. Continued upgrades are ongoing to provide UT Martin student-athletes the best possible environment to compete for championships and develop positive habits to live a healthy active lifestyle.





# CONDITIONING



## NATIONAL STRENGTH AND CONDITIONING ASSOCIATION ALL-AMERICANS

2015	Renate Meckl, Softball
2017	Carly Gonzales, Softball
2018	Savannah Dodson, Softball / Katelyn Colvin, Soccer
2020	Aalia Bivens, Softball / Brady Fry, Track / Jack Story, Golf / Lexi Thomas, Soccer



# OHIO VALLEY CONFERENCE



After celebrating its 75th anniversary a year ago, the Ohio Valley Conference continues to build on the success that has made it the nation's eighth-oldest NCAA Division I conference as it enters 2024-25.

This year the Conference welcomes Western Illinois to give the league 11 full time members. The OVC has had just 25 full-time members in its now 76-year history.

Beth DeBauche, who was named one of nine voting members of the new NCAA Board of Governors in June 2022, was named the seventh full-time Commissioner in league history on July 28, 2009. The last three commissioners of the OVC have moved onto jobs as the commissioner of the Big Ten, Big 12 and the Mid-American Conferences.

The OVC's proud history dates back to 1948, but seeds for the new league were actually planted in 1941. It was then that Roy Stewart, the athletics director at Murray State, Charles "Turkey" Hughes, the athletics director at Eastern Kentucky, and Kelly Thompson, the public relations director at Western Kentucky, first broached the idea of forming a new conference. Discussions were put on hold by World War II, but reemerged February 27-28, 1948 at the Kentucky Hotel in Louisville as the three original institutions combined with Morehead State, Louisville and Evansville to form the OVC.

In the 1950s, the OVC became a pioneer on a much more significant scale socially. During times of racial segregation, league member Morehead State became one of the first non-traditionally black mid-southern institutions to accept a black student. In 1958 Marshall Banks earned athletically-related aid at Morehead, which signed a second black athlete, Howard Murphy, a year later. In 1961 Murphy earned all-conference recognition as a halfback in football. With racial barriers broken, the rest of the institutions in the league began to provide educational and athletic opportunities to African-Americans.

After Title IX legislation passed in 1972, women's athletics began a rebirth on the national scene as the NCAA began sponsoring and marketing women's sports. Recognizing the need to provide increased opportunities for female athletes, the OVC began formulating plans for women's athletics in 1975 and established women's championships in the sports of basketball, tennis and track in 1977, with cross country and volleyball added over the next four years. Those sports were initially governed by the Association of Intercollegiate Athletics for Women (AIAW), but the overall strength of women's programs in the league was demonstrated by the automatic bids the OVC instantly received when the NCAA became the governing body in 1982. The conference added women's golf and softball in 1994, women's soccer in 1998 and beach volleyball in 2020.

Over its 75 years, OVC teams have garnered national championships and bowl games in football, along with national team or individual titles in the sports of rifle, cross country, track and golf.

The OVC has also produced several Olympic athletes, including Pat Spurgin from Murray State, who won the first-ever Olympic gold medal awarded in women's air rifle at the Olympic Games Los Angeles 1984, Murray State's Morgan Hicks, who was a member of the 2004 United States Olympic Rifle Team and Morehead State's Brian Shimer who competed in five Winter Olympics in bobsled (winning a bronze medal in 2002) and coached the 2010 United States bobsled team to its first gold medal since 1948. Former Morehead State football and Eastern Kentucky track and field athlete Dallas Robinson competed with the U.S. bobsled team during the 2014 Sochi Winter Olympics. In addition, some of the greatest players in professional sports were educated at OVC institutions. The list includes former greats such as football's Phil Simms (Morehead State) and Tony Romo (Eastern Illinois), basketball's Clem Haskins (Western Kentucky) and Kenneth Faried (Morehead State) and two-sport star Steve Hamilton (Morehead State) to present-day standouts like basketball players Ja Morant (Murray State), Robert Covington (Tennessee State) and Chelsey Perry (UT Martin), football player Jimmy Garoppolo (Eastern Illinois) and baseball player Alec Mills (UT Martin), who threw a no-hitter for the Chicago Cubs in 2020. Hamilton is the only athlete to ever play in the NCAA Basketball Championship, a Major League Baseball World Series (New York Yankees) and an NBA Championship Series (Los Angeles Lakers).

In 2007 the Conference had two teams in the NCAA Women's Soccer Tournament for the first time in league history, as Samford earned an at-large selection while Southeast Missouri was the Conference's automatic bid.

Former Austin Peay standout and 2012 OVC Soccer Player of the Year Tatiana Ariza represented her native country of Colombia in both the 2012 Summer Olympics in London (earning a start against the United States) as well as the 2015 FIFA Women's World Cup. In the 2015 event she assisted on the first World Cup goal in her country's history and in the following match helped her team to a 2-0 victory over France, giving Colombia its first-ever win at the event.

In 2016 SIUE turned in a major upset in the first round of the NCAA Division I Soccer Championship, advancing on penalty kicks 5-4 over No. 11-ranked Notre Dame. The Cougars became just the second OVC team to advance to the second round (joining Samford who topped Vanderbilt on penalty kicks in 2005).

A first in the OVC occurred in 2008, when the league had a first round draft pick in both the NFL (Tennessee State's Dominique Rodgers-Cromartie) and Major League Baseball (Eastern Kentucky's Christian Friedrich) Drafts in the same school year. A year later (2009) the league had a Major League Baseball First Round Compensation Round pick (Eastern Illinois' Tyler Kehrner who was No. 48 overall) and NBA Second Round pick (UT Martin's Lester Hudson) in the same season.

In March 2020 due to the COVID-19 public health emergency, spring sports were canceled across the OVC and the NCAA (including all winter and spring NCAA Championships). Conference play for Fall 2020 sports (football, soccer, volleyball, cross country) was pushed to the spring which saw every OVC Championship successfully completed in just a 112-day span (and all but one taking place in a 90-day span).

The playing field is not the only place where OVC athletes are working hard. The league also recognizes excellence in the classroom. Six Scholar-Athlete Awards are presented yearly to male and female athletes, while others are commended for their academic success by being Medal of Honor recipients or earning a spot on the Commissioner's Honor Roll. Additionally, the league annually presents one institutional Academic Achievement Award, as well as separate team awards in each Conference-sponsored sport. Since the College Sports Information Directors of America (CoSIDA) Academic All-America program began, the Ohio Valley Conference has had 312 student-athletes honored with the award.

Through the early years of the league, administrators wrestled with fan behavior due to the close proximity of the Conference members and the intense rivalries which developed. Just as it did decades ago, the OVC took the leadership role on what has become a national issue. In 1995, the OVC implemented a first-of-its-kind "Sportsmanship Statement," a policy which promotes principles of fair play, ethical conduct and respect for one's opponent. The statement has become a model for others to follow across the nation and has answered the challenge of the NCAA Presidents Commission to improve sportsmanship in collegiate athletics.

Additionally, the OVC annually presents the Steve Hamilton Sportsmanship Award, in honor of the former Morehead State student-athlete, coach and athletics director, to a junior or senior student-athlete with significant athletic contributions who best exemplifies the characteristics of sportsmanship and citizenship. Most recently, the Conference has also implemented the OVC Institutional and Team Sportsmanship Awards, which are presented to one institution and 19 sport-specific teams voted by their peers to have best exhibited the standards of sportsmanship and ethical conduct as outlined by the OVC and NCAA.

The vision of leadership demonstrated by the Founding Fathers in 1948 remains alive today as the Ohio Valley Conference prepares for the future. One example is in regard to the current trend in collegiate athletics administration for increased involvement of university presidents in setting policies and making rules. The presidents of OVC institutions, however, have always governed the Conference, long before presidential governance became a national theme.

The Ohio Valley Conference sponsors the following sports: baseball, basketball, cross country, football, golf, soccer and track for men, and basketball, cross country, golf, soccer, softball, tennis, track, volleyball and beach volleyball for women. In addition, the OVC also sponsors the combined men's and women's sport of rifle. For men's tennis, in July 2022 the OVC and Horizon League partnered to combine their teams to compete for the NCAA AQ at the Horizon League Championship. This season the OVC and the Big South Conference begin a joint partnership for the sport of football.

Now in its seventh decade of competition, the Ohio Valley Conference has grown significantly from its humble beginnings while increasing the number of athletics opportunities it provides for students. Current league representatives include Eastern Illinois University, Lindenwood University, University of Arkansas at Little Rock, Morehead State University (charter member), Southeast Missouri State University, Southern Illinois University Edwardsville, University of Southern Indiana, Tennessee State University, Tennessee Technological University, the University of Tennessee at Martin and Western Illinois University. The University of Tennessee at Chattanooga is an affiliate member for the sport of beach volleyball, while Chicago State University, Houston Christian University, University of Incarnate Word and Liberty University are affiliates for the sport of men's soccer. Chicago State is also an affiliate for men's and women's golf while Murray State is an affiliate member for rifle.



# OVC ACADEMIC AWARDS

THE WINNERS ARE SELECTED FROM A GROUP OF NOMINEES BY OVC FACULTY ATHLETICS REPRESENTATIVES. TO BE ELIGIBLE, HONOREES MUST HAVE AT LEAST A 3.25 GPA AND CONDUCT THEMSELVES IN A MANNER WHICH HAS BROUGHT CREDIT TO THE STUDENT-ATHLETE, HIS OR HER INSTITUTION, INTERCOLLEGIATE ATHLETICS AND THE OHIO VALLEY CONFERENCE.

## UT MARTIN SCHOLAR-ATHLETES

1994-95	Anna Davis	Women's Tennis
	Caroline Groves	Women's Tennis
1996-97	Klas Brunskog	Men's Tennis
	Angela Olsen	Women's Tennis
1997-98	Arthur Castle	Men's Basketball
2001-02	Kelly Pendleton	Women's Basketball
2002-03	Rachel Ahlers	Volleyball
2004-05	Brady Wahlberg	Football
2005-06	Chad McMahan	Football
2007-08	Andrey Yesipov	Men's Tennis
2008-09	Jamie Furstenberg	Soccer
2009-10	Cody Terry	Baseball
2010-11	Jenna Miller	Volleyball
2011-12	Leah Taylor	Softball
2012-13	Heather Butler	Women's Basketball
2014-15	Ben Reeves	Golf
	Katie Schubert	Women's Basketball
2016-17	Joe Martin	Rifle
2021-22	Takeem Young	Football
2022-23	Dylan Mott	Volleyball

Awarded each fall (but based on the prior year's achievements), the OVC Scholar-Athlete Award is the highest individual honor that can be earned by OVC student-athletes and it is given annually to three men and three women of junior or senior status who have accomplishments in both the classroom and athletic arena, as well as leadership qualities.



## COMMISSIONER'S HONOR ROLL

The OVC Commissioner's Honor Roll is presented annually to student-athletes who have at least a 3.25 GPA and who have been eligible and on the team throughout the competitive season in their chosen NCAA-sponsored sport or sports. Since joining the OVC in 1992, a total of 2,908 UT Martin student-athletes have been named to the prestigious list.

## OVC MEDAL OF HONOR

The OVC Medal of Honor is given annually to the student-athlete(s) who achieve the highest GPA (4.0) in a Conference-sponsored sport. Since joining the OVC in 1992, UT Martin student-athletes have claimed 412 Medals of Honor.

Year	Total	Year	Total	Year	Total
1993-94	4	2004-05	7	2015-16	8
1994-95	4	2005-06	8	2016-17	20
1995-96	8	2006-07	9	2017-18	17
1996-97	8	2007-08	13	2018-19	19
1997-98	7	2008-09	8	2019-20	21
1998-99	5	2009-10	12	2020-21	23
1999-00	7	2010-11	15	2021-22	28
2000-01	6	2011-12	16	2022-23	23
2001-02	7	2012-13	17	2023-24	31
2002-03	12	2013-14	22		
2003-04	11	2014-15	16		

Year	Total	Year	Total
1993-94	48	2009-10	70
1994-95	62	2010-11	93
1995-96	68	2011-12	114
1996-97	41	2012-13	116
1997-98	38	2013-14	109
1998-99	52	2014-15	100
1999-00	50	2015-16	83
2000-01	58	2016-17	116
2001-02	65	2017-18	130
2002-03	82	2018-19	128
2003-04	81	2019-20	191
2004-05	78	2020-21	162
2005-06	81	2021-22	161
2006-07	81	2022-23	124
2007-08	85	2023-24	168
2008-09	73		



# NOTABLE ALUMNI



– **Jerry Reese**  
Former New York Giants  
Senior VP and General Manager

**Pat Head Summitt** -  
Tennessee Lady Vols  
Former Head Coach



– **Lin Dunn**  
Retired Indiana Fever  
Head Basketball Coach



**Bill Rhodes** -  
Auto Zone  
Chairman, President and CEO



- Ed Jones ('32) served as Commissioner of Agriculture (1949-53) and U.S. Representative (1969-89)
- William Latimer III ('58) is matching donor to his namesake building, the Latimer Engineering and Science Building
- Dr. Margaret Perry ('61) is chancellor emeritus of the University of Tennessee at Martin and was the first female head of a Tennessee four-year college or university.
- Dr. Shirley Raines ('67) served as president of the University of Memphis from 2001-13.
- Dr. Nick Dunagan ('68) is chancellor emeritus of The University of Tennessee at Martin.
- Houston Gordon ('68) is a former UT Board of Trustees member and an attorney in Covington, Tenn.
- Dr. C. Pat Taylor ('68) served as president of Southwest Baptist University from 1996-2018.
- Lin Dunn ('69) is the retired head coach for the Indiana Fever, winning a WNBA championship in 2012
- Rick Perry ('70) is Executive Director of Culture at Ramsey Solutions for Dave Ramsey
- Leonard Hamilton ('71) is head coach of the Florida State University men's basketball team.
- William Nunnally ('71) is a successful innovator and entrepreneur; Nunnally and wife, Rosann, made the largest gift in campus history in 2019
- Pat Summitt ('74) was head coach emeritus of the eight-time national champion Lady Vols basketball team.
- Roy Herron ('75) served as a Tennessee State Senator for 16 years and 10 years as a State Representative.
- Dr. Lendley C. Black ('75) is chancellor at the University of Minnesota Duluth
- Jeffrey Holt ('77) is the U.S. Marshal for the Western District of Tennessee
- Dr. Christy Shaffer ('81) is a partner at Hatteras Venture Partners
- Peter Hoffman ('82) is vice president of intellectual property management for The Boeing Company.
- Jeff Agee ('83) is chair and CEO, First Citizens Bancshares Inc., and a member of the Federal Reserve Bank of St. Louis Community Depository Institutions Advisory Council.

- Stan Bell ('85) is a well-known radio personality in Memphis.
- Jerry Reese ('87, '88) is senior vice president and general manager of the NFL's New York Giants.
- Bill Rhodes ('87) is the chairman, president and CEO of AutoZone.
- Van Jones ('90) is an Emmy Award winner, American news commentator, author, lawyer and civil rights advocate. Served as President Obama's Special Advisor for Green Jobs in 2009.
- Dr. Russell Kirk ('90), is an oral and maxillofacial surgeon, in Lebanon, Tenn., and dental officer (captain), in the U.S. Navy.
- Renee Bailey Iacona ('91) is Vice President of Oncology Biometrics and Oncology R&D at AstraZeneca
- Charlie Neese ('92) is a meteorologist at News Channel 5 in Nashville.
- Trent Latta ('98) is Principal at Latta Structural Engineers, LLC
- Chris Brinkley ('00) is a globally known audiobook narrator, radio personality, voiceover artist and NCAA sports broadcaster.
- Jason Leverant ('00) is president and COO of the AtWork Group
- Dr. Amanda Raley Lowery ('02) is the first UTM engineering student to earn a doctoral degree and is an associate professor of biomedical engineering at Vanderbilt University
- Scottie Nell Hughes ('02) is a host at RT and former CNN Analyst

- Chrystal Hayslett ('06) is actress on "Sistas" on BET; producer, creative director, costume designer and former personal stylist for Tyler Perry
- Krista Roser ('06) is a fashion stylist to celebrities, notably Raelynn and Florida Georgia Line
- Andy Holt ('07) served in the Tennessee House of Representative, repping District 76 from 2011-20.
- Jennifer Horbelt ('07, '19) is co-anchor at WPSD Local 6 in Paducah, Ky.
- Lester Hudson ('09) became the first player from UT Martin taken in the NBA Draft in 2009. Played for five NBA franchises and won two MVP awards in the Chinese Basketball Association.
- Bradley Gregg ('11) is a mechanical engineer at NASA Johnson Space Center.
- Alec Mills became the first player from UT Martin to make their debut in MLB. Played for two MLB franchises and tossed a no-hitter on Sept. 13, 2020.
- Heather Butler ('14) became the first player from UT Martin or the OVC taken in the WNBA Draft in 2014 by the San Antonio Stars.
- Hunter Richardson ('18) became the first UT Martin golfer to ever compete in a PGA Tour event in 2019.





# ***COACHING STAFF***







HEAD COACH  
**MIKE VARGA**



Mike Varga was named the fifth head soccer coach in University of Tennessee at Martin history on June 5, 2023.

Varga comes to UT Martin after nine seasons as head coach at Gardner-Webb University in Boiling Springs, NC. Overall, he has accumulated 254 victories over 28 years as a collegiate head women's soccer coach, including stints at the University of South Alabama (1999-2012) and Lincoln Memorial University (1994-98). He has won three conference championships and coached 78 all-conference honorees over his impressive coaching career.

A Mansfield, Ohio native, Varga went 65-25-7 (.706 winning percentage) with an .867 winning percentage in Gulf South Conference play while at Lincoln Memorial. He is South Alabama's all-time wins leader with 121 victories and posted a .541 winning percentage (40-33-13) in Big South Conference competition while at Gardner-Webb. Overall, he has won double-digit

matches in 11 separate seasons.

At Gardner-Webb, Varga helped the Runnin' Bulldogs to Big South Conference Tournament championship appearances three times (2018, 2019, 2022) over his final five seasons. His 2022 squad ranked ninth nationally in goals scored (52) – including a Big South record 21 goals (just four shy of the all-time NCAA Division I record) in a Sept. 16 victory over Allen University.

Varga's 2018 squad at Gardner-Webb produced a 12-5-4 overall record with a 7-1-2 mark in league play, placing second in the Big South standings. He also achieved double-digit victories (10) in 2019, going 7-3 against conference competition. He also found early success as his fifth-place Big South finish in his first season in charge (2014) was the first time the program had finished in the top-half of the league standings since 2009. Two years later, he guided the Runnin' Bulldogs to a 9-8-3 record (6-3 in Big South) for the program's first winning record in six seasons.

Varga oversaw 30 All-Big South Conference honorees, seven All-Freshman recipients and 13 Big South All-Tournament participants at Gardner-Webb. He coached the only two players in school history to be named All-Big South four times in a career in Stina Kleppe (2016-19) and 2021 Big South Offensive Player of the Year Maddie Turlington (2019-22). He also produced five United Soccer Coaches Scholar-Athlete All-Region honorees and a pair of All-South Region selections while winning the organization's National Team Academic Award in all nine seasons and the Team Ethics Award five times.

During his tenure at South Alabama, Varga led the Jaguars to the inaugural Sun Belt Conference regular season title in 2000 and an appearance in the Sun Belt Conference tournament championship match in 2005. His teams won double-digit contests five times and collected at least a dozen victories in four separate campaigns (12-7-1 in 1999, 13-8 in 2000, 12-5-1 in 2005, 12-5-3 in 2011). During his time in Mobile, the Jaguars also rewrote the Sun Belt record book as they are responsible for the top-three scoring games in league history – including a conference record 18-goal barrage against Jackson State on Aug. 31, 2002.

Varga coached 20 All-Sun Belt Conference performers and seven Sun Belt All-Tournament honorees at South Alabama. He additionally guided 21 United Soccer Coaches Scholar Athlete All-Region recipients, three All-Region selections and one Soccer Buzz Freshman All-American. The Jaguars also received the United Soccer Coaches National Team Academic Award on 10 separate occasions and the Team Ethics Award five times.

At Lincoln Memorial, Varga started the women's soccer program and developed it into a nationally ranked top-20 team within five seasons. He recorded a remarkable 65-25-7 record which included back-to-back GSC championship campaigns in 1996-97, winning a school-record 17 matches in both seasons to capture the university's first GSC titles in any sport. In 1997, he coached a squad that led the GSC in both offense (49 goals, 3.26 per match) and defense (only eight goals conceded, 0.38 GAA). The following season, his team cracked the national top-10 for the first time ever.

In his tenure at Harrogate, Varga oversaw 18 All-GSC recipients and a United Soccer Coaches All-South Region performer – a list that includes the league's Player of the Year in each of his final three seasons (Erin Alexander in 1996, Yolanda Janiga in 1997-98). He also served as the Railsplitters' head men's soccer coach, adding 50 more victories to his career tally.

All in all, Varga brings a little over three decades of coaching experience to the Skyhawks, amassing over 300 victories. He began his coaching career as an assistant at NCAA Division III institution Ohio Northern University from 1990-92 and also served as an assistant for one season under Kevin Mounce at Gardner-Webb before being elevated to the head gig in 2014.

As a student-athlete, Varga was a four-year starter at Ashland University in Ohio, graduating with a degree in criminal justice and philosophy in 1990 as the program's all-time leading scorer with 52 goals. He went on to play professionally in Europe and with the Knoxville Impact of the United Soccer League from 1995-97.

Varga is heavily involved with youth soccer and has received numerous awards for his community service, including the 2006 Adidas Youth Coach of the Year honor presented by the Alabama Soccer Association and the 2020 Brantley-Murphy Award presented by the North Carolina Youth Soccer Association. Just this spring, he was named to the US Youth Soccer Olympic Development Program National Staff and traveled with the team to England before competing at the Dallas Cup in April.

Varga has three children, Alli (who played for him at Gardner-Webb and is currently playing professionally in Finland), Ethan and Kalee.

**VARGA CAREER COACHING YEAR-BY-YEAR**

YEAR	SCHOOL	DIVISION	OVERALL	CONFERENCE
1994	Lincoln Memorial	D-II	7-8-1	0-0-0
1995	Lincoln Memorial	D-II	10-9-1	0-0-0
1996	Lincoln Memorial	D-II	17-3-1	4-0-0
1997	Lincoln Memorial	D-II	17-2-2	4-0-1
1998	Lincoln Memorial	D-II	14-3-2	4-1-1
	<b>Lincoln Memorial</b>	<b>D-II</b>	<b>65-25-7</b>	<b>12-1-2</b>
1999	South Alabama	D-I	12-7-1	0-0-0
2000	South Alabama	D-I	13-8-0	*6-1-1*
2001	South Alabama	D-I	9-8-1	4-4-0
2002	South Alabama	D-I	9-10-3	4-3-1
2003	South Alabama	D-I	6-12-3	3-4-1
2004	South Alabama	D-I	10-7-2	2-4-2
2005	South Alabama	D-I	12-5-1	6-2-0
2006	South Alabama	D-I	7-12-1	5-5-1
2007	South Alabama	D-I	9-8-3	4-5-2
2008	South Alabama	D-I	6-11-3	4-4-3
2009	South Alabama	D-I	3-15-1	1-9-1
2010	South Alabama	D-I	5-14-1	3-8-0
2011	South Alabama	D-I	12-5-3	5-3-2
2012	South Alabama	D-I	8-11-3	3-5-2
	<b>South Alabama</b>	<b>D-I</b>	<b>121-133-26</b>	
2014	Gardner-Webb	D-I	8-10-2	4-4-2
2015	Gardner-Webb	D-I	6-9-4	3-5-2
2016	Gardner-Webb	D-I	9-8-3	6-3
2017	Gardner-Webb	D-I	4-12-3	2-4-3
2018	Gardner-Webb	D-I	12-5-4	7-1-2
2019	Gardner-Webb	D-I	10-11-1	7-3
2020-21	Gardner-Webb	D-I	2-6-2	2-5-2
2021	Gardner-Webb	D-I	8-12	5-5
2022	Gardner-Webb	D-I	9-7-5	4-3-2
	<b>Gardner-Webb</b>	<b>D-I</b>	<b>68-80-24</b>	
2023	UT Martin	D-I	5-8-6	2-2-5
	<b>UT Martin</b>	<b>D-I</b>	<b>5-8-6</b>	<b>2-2-5</b>
<b>Total</b>	<b>Collegiate (30th year)</b>		<b>259-246-63</b>	<b>0-0-0</b>
	<b>UT Martin (2nd year)</b>		<b>5-8-6</b>	<b>2-2-5</b>





## ASSISTANT COACH **LAUREN SMITH**



Lauren Smith joins the University of Tennessee at Martin soccer staff for her first season in 2024.

Smith comes to UT Martin following a year as an assistant coach under Steve Voltz at Louisiana Tech. The Bulldogs made a run to the Conference-USA semifinals as Smith directed the goalkeepers.

A native of Glenview, Ill., Smith brings in nine seasons of coaching experience with stops at the University of Pacific (assistant coach), San Juan South Soccer Club (head coach), Morehead State (assistant coach and graduate assistant) and Commonwealth Soccer Club (assistant coach).

As an assistant at Pacific, Smith helped conduct a goalkeeper duo that recorded 105 saves in 2022 campaign with seven wins and only three losses while turning in five clean sheets.

At San Juan South Soccer Club, she directed the Girls 09 club team and helped enhance player insight of tactical game elements. In the 2019 season, the Morehead State Eagles totaled 100 saves with four shutouts. While coaching the Girls 04 club team at Commonwealth Soccer Club, Smith provided specialized training for both male and female goalkeepers of various age groups in the program.

Smith played college soccer for the Nebraska Cornhuskers where she was a six-time member of the Nebraska Scholar-Athlete Honor Roll and garnered Academic All-Big Ten accolades in 2017 and 2018. In 2020 she was named the Student of the Year in the Morehead State University Master's program.

Smith graduated from Nebraska in 2018 with a degree in Psychology and earned her master's degree in Arts in Sport Management from Morehead State in 2020.



## ASSISTANT COACH **MADDIE TURLINGTON**



Maddie Turlington joined the University of Tennessee at Martin soccer staff as a graduate assistant during the 2023 season.

Turlington played college soccer for current Skyhawk head coach Mike Varga while at Gardner-Webb. During her time with the Runnin' Bulldogs, Turlington was named an all-conference performer four times in her career - twice garnering first team accolades. In 2021, the Roanoke, Texas native became the first Gardner-Webb player to win the Big South Offensive Player of the Year Award.

During her senior campaign in 2022, Turlington led the Big South and finished fourth in the NCAA with 18 goals. With 41 total points, she led the conference and ranked sixth nationally.

Turlington finished her collegiate career with 40 goals, which ranked fourth all-time in program history and 10th in Big South history. Her 29 assists placed her second all-time in both school and conference history. In total, she accumulated 109 points, which holds her in third all-time at Gardner-Webb and sixth on the Big South all-time list.

In February of 2023, Turlington signed to play professional soccer with Hapoel Petah Tikva F.C. in Israel. The club contended in the Israeli First League and the Israeli Women's Cup.

Turlington graduated from Gardner-Webb in 2022 with a degree in Psychology.





***MEET THE SKYHAWKS***



# UT MARTIN SKYHAWKS



No.	Name	Pos.	Ht.	Class	Hometown (Previous School)
0	Jordyn Riffle	GK	5-8	So.	Amelia, Ohio (West Clermont HS)
00	Molly Corgan	GK	5-9	R-Jr.	Cary, N.C. (Coastal Carolina)
1	Mac Titus	GK	5-10	Jr.	Chelsea, Ala. (North Texas)
2	Izzy Patterson	MF	5-4	Sr.	St. Louis, Mo. (Incarnate Word Academy)
3	Joelle Stinson	D	5-4	So.	Loveland, Ohio (Milford HS)
5	Unni Wolf	F	5-8	Fr.	Vaxjo, Sweden (Katedralskolan HS)
6	Makayla Robinson	F	5-6	Sr.	El Cajon, Calif. (Helix HS)
7	Maren Cain	MF	5-8	So.	Eastvale, Calif. (Eleanor Roosevelt HS)
8	Peyton Cook	F/MF	5-4	So.	Milford, Ohio (Milford HS)
9	Alberte Amby	F	5-7	Fr.	Naestved, Denmark (Koge Gymnasium HS)
10	Abbie McHenry	MF/F	5-5	Jr.	Newtownabbey, Northern Ireland (Cliftonville)
11	Daksha Sutharshan	F	5-4	Fr.	Knoxville, Tenn. (Webb School of Knoxville)
12	Parker Gelinias	D	5-5	Sr.	Germantown, Tenn. (Houston HS)
13	Lorena Montesano	MF	5-8	Gr.	Newport, N.C. (UNC Greensboro)
15	Allie Buchmann	MF	5-7	Jr.	Lakeside, Calif. (Christian HS)
17	Rachel Valenzuela	F	5-7	Fr.	Huntington Beach, Calif. (Edison HS)
18	Ella Rucka	MF	5-6	So.	Channahon, Ill. (Minooka Community HS)
20	Shayla Addington	D	5-4	Jr.	Parker, Colo. (Chaparral HS)
21	Nyeemah Prescod-Beckles	F	5-6	Sr.	Oshawa, Ontario, Canada (Jacksonville State)
22	Ava Huntrods	D	5-8	Fr.	London, England (Lady Margaret School)
23	Ayja McCleary	MF	5-4	So.	Lake Worth, Fla. (Park Vista Community HS)
24	Gretchen Marek	D	5-3	So.	Lorena, Texas (Lorena HS)
25	Anna Østergaard Ibsen	D	5-3	Fr.	Balling, Skive, Denmark (HHX Skive College)
26	Blanca Negrete	MF/D	5'4	So.	Riverbank, Calif. (Long Beach State)
27	Caroline Moore	F/MF	5-5	R-So.	Nashville, Tenn. (Oral Roberts)
30	Brooke Kala	MF	5-6	Sr.	Yorkville, Ill. (Newark Community HS)

## Head Coach:

Mike Varga (Ashland, 1990), 2nd season

## Assistant Coach:

Lauren Smith (Nebraska, 2018), 1st season

## Assistant Coach:

Maddie Turlington (Gardner-Webb, 2023), 2nd season

## PRONUNCIATION GUIDE

0	Jordyn Riffle (like ripple)	15	Allie Buck-muhn
3	JO-elle Stinson	21	Nie-ee-muh Press-cod Beck-uhs
5	Ooo-knee Wolf	22	Ava Hun-trods
7	Maren (like Karen) Cain	23	A-sha McCleary
9	AL-bur-tay AHM-bee	24	Gretchen Maar-ick
11	Dahk-sha Suh-thar-shan	25	Anna Ooo-ster-guard Ibsen
12	Parker Gull-eye-ness	26	Blanca NUH-gret-tay
13	LO-rein-ah MON-tah-sah-no	30	Brooke Call-u





0  
**JORDYN  
RIFFLE**

GOALKEEPER • 5-8 • SOPHOMORE  
AMELIA, OHIO  
WEST CLERMONT HS

**2023**

Made her debut during the first round of the Ohio Valley Conference Soccer Championships against Little Rock (Oct. 27)... Snared three saves while facing seven shots... Made the Athletic Director's Honor Roll for the fall and spring semester... Finished with a perfect 4.0 GPA during the fall semester... Named to the OVC Commissioner's Honor Roll.

**BEFORE UTM**

Was a dominant force in goal for head coach Sam Klosterman at West Clermont High School, shattering the program record in both saves and shutouts before her senior campaign even began...Helped the Wolves to a 35-25-11 overall record in her tenure (.570 winning percentage), including a 12-4-3 mark with a 5-1-3 Eastern Cincinnati Conference record during her senior campaign...Was a four-time All-ECC performer, garnering a spot on the first team in 2022, 2021 and 2019...Accounted for 25.5 shutouts in 65 matches played in her prep career, recording 457 saves while conceding just 74 goals for an .861 save percentage...Named as a Cincinnati Enquirer Fall Sports All-Star in 2022, seeing playing time in a career-high 19 matches...Sported a career-high 136 saves in 17 matches (8.0 per match) as a sophomore... Allowed just 10 goals in 16 matches as a freshman in 2019, boasting career-highs in shutouts (8.5) and save percentage (.926)...Starred on the Alliance Cincinnati Soccer Club.

**PERSONAL**

Born on Nov. 12, 2004...Daughter of Bradley and Amy Riffle...Has four siblings, Austin Meenach, Bradyn, Dylan and Meagyn...Brother played collegiate soccer at Wilmington College... majoring in Engineering



00  
**MOLLY  
CORGAN**

GOALKEEPER • 5-8 • SENIOR  
CARY, N.C.  
COSTAL CAROLINA

**BEFORE UTM**

Spent the last three years at Coastal Carolina... Made the Dean's list (3.25 or higher) for the spring term in 2022... Prepped at Cardinal Gibbons HS where she was a crucial part of a run to the 2021 CAP7 conference championship... The Crusaders went 10-2 in 2021 with an 8-1 record in conference play... Played club soccer for the North Carolina FC Youth Program... Didn't surrender a goal in the USYS Regionals where her squad won the championship and qualified for Nationals... Member of the honor roll.

**PERSONAL**

Born on Jan. 15, 2003...Daughter of Boejrn and Gunn Anita...Has one sibling, Erica...Majoring in data science.

**RIFFLE CAREER STATISTICS**

Year	GP	Min	GA	GAA	SV	SV%	W	L	T	SHO
2023	1	45:00	0	0.00	3	1.000	0	0	0	0
Total	1	45:00	0	0.00	3	1.000	0	0	0	0

**SKYHAWK CAREER BESTS**

Shots Faced: 7 vs. Little Rock (10/27/23)  
Saves: 3 vs. Little Rock (10/27/23)

**CORGAN CAREER STATISTICS**

Year	GP	Min	GA	GAA	SV	SV%	W	L	T	SHO
2024	-	-	-	-	-	-	-	-	-	-
Total	-	-	-	-	-	-	-	-	-	-

**SKYHAWK CAREER BESTS**

Shots Faced: N/A  
Saves: N/A





1

# MAC TITUS

GOALKEEPER • 5-10 • JUNIOR  
CHELSEA, ALA.  
NORTH TEXAS

## BEFORE UTM

Spent last season at North Texas... Played in eight matches with seven starts in 2022 at Mississippi State... Made a total of 34 saves on the season with a career-high nine saves in back-to-back matches in the Southeastern Conference Tournament against Texas A&M and Alabama, respectively... Recorded her first career shutout against Ole Miss in a 1-0 win... Player of the game in first career start against Auburn... Was a four year member of the honor society at Chelsea HS where she played for four seasons, held a 4.3 GPA... Took over between the sticks in her freshman year for an injured teammate... The Hornets advanced to the state semifinals in 2019... In 2020 was named a team captain along with Alabama Female Athlete of the Week, All-County, All-Metro, All-Region and All-State... Was a member of the club team Alabama FC under head coach Jay Hammond... Team captain of the club in 2019 and 2020 and played a key role in the squad's win at the San Diego ECNL Nationals in 2019... Garnered ECNL Player to Watch accolades for the 2020-21 campaign... Tabbed First-Team All-County in 2021... Snared 71 shots in 15 matches with six clean sheets and only 12 goals allowed in 2021... Was a member of Oklahoma Energy FC (2012-18) and WPSL Oklahoma City FC (2017-18)... Also played basketball at Chelsea HS where she was a four-year letterwinner and a part of the best team in school history (boys and girls teams included), going 26-6... A part of team's state final four run in 2021... Played AAU basketball for three teams, Rise Futsal (2016-18), Team Air Basketball (2015-18) and Blitz Basketball (2019-20).

## PERSONAL

Born on January 16, 2003... daughter of Eric and Casey Titus... has one brother, Alexander... father and uncle, Jeff Titus, played collegiate soccer at Auburn at Montgomery.



2

# IZZY PATTERSON

MIDFIELDER • 5-4 • SENIOR  
ST. LOUIS, MO.  
INCARNATE WORD ACADEMY

## 2023

Named to the ALL-OVC first team... Played and started in a career-high 19 matches for the Skyhawks... Set a career-high in goals scored while tying her career-best in points (6)... Hammered 35 shots with 13 on goal (37%)... Ranked seventh in the OVC for shots while placing fifth in conference play in shots (25) and tied for eighth in shots on goal (9)... Had a career-high nine shots against Southern Indiana (Oct. 15)... Tallied 1,608 minutes on the pitch including 11 90-minute performances (six straight to end the season)... Named to the Athletic Director's Honor Roll for the fall and spring semester... Finished with a perfect 4.0 GPA during the spring semester and won the OVC Medal of Honor... Named to the OVC Commissioner's Honor Roll.

## 2022

Named to ALL-OVC first team... Played in 17 contests while earning 16 starters for the Skyhawks... Scored six total points on the season with two goals and two assists... Placed 21 of 43 shot attempts on goal (48.8 percent)... Ranked first in the OVC with 43 shots attempts... Ranked fourth in OVC-play with two assists... Ranked tied for sixth in the league win both points (six) and goals (two)... Scored a game-winning goal against Southern Indiana (Oct. 16)... Scored goals in back-to-back matches against Eastern Illinois (Oct. 9) and Southern Indiana (Oct. 16)... Tallied assists against Little Rock (Sept. 22) and Southeast Missouri (Oct. 23)... Tallied a key header to thwart a game-tying goal in the final minute of the OVC Soccer Championship first round matchup against Little Rock (Oct. 28)... Played 1,233 minutes, including a season-best 97 minutes in a double-overtime matchup against Morehead State (Oct. 30)... Was named to the Athletic Director's Honor Roll for both the fall and spring semesters... Earned an OVC Medal of Honor for a perfect 4.0 Grade Point Average and was also named to the OVC Commissioner's Honor Roll.

## 2021

Appeared in and started all 18 matches across an OVC Regular Season Championship campaign... Named to both ALL-OVC second team and ALL-OVC newcomer unit during her freshman stint in Martin... Secured her first career goal in game-winning fashion at SIUE (October 10) in the 65th minute... Produced an assist on the team's first goal of the season vs. Southern Illinois (August 19), repeating that feat at Morehead State (October 24th) in the game's only score... Counted eight shots on-goal... Saw nearly 1,400 minutes as a true freshman... Was named to the Athletic Director's Honor Roll for both the fall and spring semesters... Earned an OVC Medal of Honor for a perfect 4.0 Grade Point Average and was named to the OVC Commissioner's Honor Roll.

## BEFORE UTM

Prepped at Incarnate Word Academy where she played for head coach Alex Baer... Served as team captain her senior year while tallying four goals and six assists... Helped team to a Class 4 District 5 championship... Named St. Louis Post Dispatch Scholar Athlete... Posted 12 goals and nine assists during sophomore campaign... Played for SLSG Illinois ECNL 2003 at the club level... Played on the Missouri Olympic Development team in 2017-18... Tabbed to Principal's First Honors list each semester.

## PERSONAL

Born on Apr. 21, 2003... Daughter of John and Jen Patterson... Has one sibling, Sophia... Majoring in health and human performance.

## TITUS CAREER STATISTICS

Year	GP	Min	GA	GAA	SV	SV%	W	L	T	SHO
2024	-	-	-	-	-	-	-	-	-	-
Total	-	-	-	-	-	-	-	-	-	-

## SKYHAWK CAREER BESTS

Shots Faced: N/A  
Saves: N/A

## PATTERSON CAREER STATISTICS

Year	GP	GS	G	A	PTS	SH	SOG	GW	MIN
2021	18	18	1	2	4	26	8	1	1382
2022	17	16	2	2	6	43	21	1	1233
2023	19	19	3	0	6	35	13	0	1608
Total	54	53	6	4	16	104	42	2	4230

## SKYHAWK CAREER BESTS

Goals: 1 (3x), last vs. Southern Indiana (10/15/23)  
Assists: 1 (4x), last vs. Southeast Missouri (10/23/22)  
Shots on Goal: 3 (2x), last vs. Southern Indiana (10/15/23)  
Minutes: 102 vs. Tennessee Tech (10/7/21)





3  
JOELLE  
STINSON

DEFENDER • 5-4 • SOPHOMORE  
LOVELAND, OHIO  
MILFORD HS

2023

Played in 19 matches while recording 14 starts as a freshman... Tallied four shots with one on goal... Helped the Skyhawk back line achieve four shutouts in conference play... Made her first collegiate start at Indiana State (Sep. 7)... Notched her first career point with an assist against Southern Indiana (Oct. 15)... Played 1,427 minutes, going the distance in eight matches.

BEFORE UTM

Graduated from Milford High School, where she played alongside Skyhawk teammate Peyton Cook...Played for head coach Jill Helms, helping the Eagles amass a 38-7-4 overall record (.816 winning percentage) and 21-3-2 Eastern Cincinnati Conference record (.846 winning percentage) from 2020-22...Helped MHS go 19-2 and earn a United Soccer Coaches national top-10 ranking during her senior season as the program was the highest-ranked prep squad in the state of Ohio...Was part of back-to-back ECC championship teams (2021-22)...Headed an elite defensive unit that conceded just 16 goals in 21 matches during her senior campaign and 49 goals overall in 49 matches from 2020-22...Played for the Cincinnati United club team..

PERSONAL

Born on Dec. 16, 2004...Daughter of Joe and Tine Stinson...Has one sibling, Carly...Majoring in criminal justice.



5  
UNNI  
WOLF

MIDFIELDER • 5-8 • FRESHMAN  
VAXJO, SWEDEN.  
KATEDRALSKOLAN HS

BEFORE UTM

Went to Katedralskolan HS and played club soccer under coach Emil Ejermo for Vaxjo DFF... Team captain for Vajo DFF F19 team (2022-2024)... Voted MVP by teammates (2022, 2023)... During the 2022 campaign, her club team competed in the National League Girls 19 playoff in Stockholm where they took home the silver medal... She played full-time in both the semi-final and championship game... From 2021-2022 she played for the district of Smaland and was main component of a run to the semi-final game... Brought to Boston to play with the national youth team from Sweden for a five-day camp where only the top-60 players receive invitations... In 2023 she netted three goals and started every game in Leuge F19 Allsvenskan.

PERSONAL

Born on Sept. 3, 2005... daughter of Johan and Anna Rye Wolf... has two siblings, Minna and Hannes Wolf... majoring in biology.

STINSON CAREER STATISTICS

Year	GP	GS	G	A	PTS	SH	SOG	GW	MIN
2023	19	14	0	1	0	4	1	0	1427
Total	19	14	0	1	0	4	1	0	1427

SKYHAWK CAREER BESTS

Goals: N/A  
Assists: 1 vs. Southern Indiana (10/15/23)  
Shots on Goal: 1 vs. SIUE (10/19/23)  
Minutes: 90 (8x), last at Southeast Missouri (10/22/23)

WOLF CAREER STATISTICS

Year	GP	GS	G	A	PTS	SH	SOG	GW	MIN
2024	-	-	-	-	-	-	-	-	-
Total	-	-	-	-	-	-	-	-	-

SKYHAWK CAREER BESTS

Goals: N/A  
Assists: N/A  
Shots on Goal: N/A  
Minutes: N/A





# 6 MAKAYLA ROBINSON

FORWARD • 5-6 • SENIOR  
EL CAJON, CALIF.  
HELIX HS

## 2023

Named to the ALL-OVC First Team... Played and started in a career-high 19 matches... Set a career-high in goals scored with four (team-high) to pair with one assist (nine points)... Took a total of 28 shots while placing 14 on goal at a 50% clip... Tied for sixth in the OVC in goals scored... Had her first career multi-goal performance in the season opener at Austin Peay while also scoring the game winner (Aug. 17)... Had a season-high five shots and season-best three shots on goal in the regular season finale at SEMO (Oct. 22)... Tallied 1,251 minutes on the pitch with two 90-minute performances... Named to the Athletic Director's Honor Roll for the spring semester... Named to the OVC Commissioner's Honor Roll.

## 2022

Played and started in all 18 matches for the Skyhawks...Ranked second on the team with eight total points, including three goals and two assists...Tallied 31 shots on goal in 59 total attempts (52.5 percent)...Scored goals against Murray State (Sept. 4), Alabama A&M (Sept. 18) and Southeast Missouri (Oct. 23)...Tallied assists against Indiana State (Sept. 8) and Tennessee Tech (Oct. 2)...Scored a game-winning goal against Alabama A&M (Sept. 18)...Placed a season-high three shots on goal against Southern Indiana (Oct. 16)...Played 1,325 minutes, including a season-best 105 minutes against Morehead State (Oct. 30).

## 2021

Landed a spot on both All-OVC second team and newcomer team following a stellar debut season with the Skyhawks...Started all 18 matches at forward, capturing a conference Regular Season Championship in the process...Secured nine points behind three goals and three assists...Notched UTM's first strike of the season vs. Southern Illinois (August 19), repeating that feat against North Alabama (September 2) and Eastern Illinois (September 30), managing her final assist of the year as well in the latter matchup...Recorded 27 shot attempts, the third most on the roster...Produced a .370 shot-on-goal percentage...Logged 1,098 minutes as a true freshman...Was named to the Athletic Director's Honor Roll for both the fall and spring semesters.

## BEFORE UTM

Prepped at Helix Charter High School where she played for Jeff Kepper...Named Defensive Player of the Year for 2019-20...Played for San Diego Strikers/West Coast FC at the club level...Named Offensive Player of the Year for 2019-20...Won Coast Soccer League Championship in 2020...Played on the Cal South Olympic Development team, ranking in the top-40...Tabbed to All-Academic team.

## PERSONAL

Born on Jan. 8, 2003...Daughter of Gary and Anita Robinson...Has four siblings, Shanee, Steven, Juvanie and Marissa...Majoring in health and human performance.

## ROBINSON CAREER STATISTICS

Year	GP	GS	G	A	PTS	SH	SOG	GW	MIN
2021	18	18	3	3	9	27	10	1	1122
2022	18	18	3	2	8	32	21	1	1325
2023	19	19	4	1	9	28	14	1	1251
Total	55	55	10	6	26	87	45	3	3698

## SKYHAWK CAREER BESTS

Goals: 2 vs. Austin Peay (8/17/23)  
Assists: 1 (6x), last at Lindenwood (10/5/23)  
Shots on Goal: 3 (2x), last at Southeast Missouri (10/22/23)  
Minutes: 105 at Morehead State (10/30/22)

7

# MAREN CAIN

MIDFIELDER • 5-8 • SOPHOMORE  
EASTVALE, CALIF.  
ELEANOR ROOSEVELT HS



## 2023

Played in 10 matches during her freshman season... Made her debut in the season-opener at Austin Peay (Aug. 17)... Had two shots while rifling one on goal... Tallied 153 minutes with a season-high of 24 at Memphis (Sep. 17)... Named to the Athletic Director's Honor Roll and achieved a perfect 4.0 GPA for the fall and spring semester, won the OVC Medal of Honor... Named to the OVC Commissioner's Honor Roll.

## BEFORE UTM

Graduated from Eleanor Roosevelt High School, where she secured eight goals and seven assists for 23 points in 85 career matches under head coach Andrew Tillehkooh...Was part of a Mustang program that won 72.5 percent of their league matches (26-8-6 record) and 66.1 percent of their overall matches (57-26-13 mark) during her tenure...Set career-highs in goals (three) and assists (three) for nine points during her senior campaign, helping the Mustangs go 17-5-3 overall with an 8-1-1 league record...Excelled with the Legends Futbol Club.

## PERSONAL

Born on June 27, 2004...Daughter of Michael and Britni Cain...Has three siblings, Makenzie, Bradley and Jacob...Majoring in criminal justice.

## CAIN CAREER STATISTICS

Year	GP	GS	G	A	PTS	SH	SOG	GW	MIN
2023	10	0	0	0	0	2	1	0	153
Total	10	0	0	0	0	2	1	0	153

## SKYHAWK CAREER BESTS

Goals: N/A  
Assists: N/A  
Shots on Goal: 1 vs. Little Rock (9/24/23)  
Minutes: 24 at Memphis (9/17/23)





8

PEYTON  
COOK

FORWARD/MIDFIELDER • 5-4 • SOPHOMORE  
MILFORD, OHIO  
MILFORD HS

2023

Named to the All-OVC Newcomer team... Played in 19 matches while starting the final 11... Led the team in shots (37, sixth in the OVC) and shots on goal (20, third in the OVC) for a clip of 54%... Ranked second in conference play in shots on goal (18) and third in conference play in shots (31)... Scored her first collegiate goal against Little Rock (Sep. 24) and made her first collegiate assist at Tennessee Tech (Oct. 12)... Recorded her second goal at Lindenwood (Oct. 5)... Had a season-high seven shots against Eastern Illinois (Oct. 8)... Fired a season-best four shots on goal at Tennessee Tech (Oct. 12)... Tallied 1,134 minutes on the pitch with a season-high of 83 minutes coming against Eastern Illinois (Oct. 8).

BEFORE UTM

Prepped at Milford High School, where she played alongside Skyhawk teammate Joelle Stinson...Produced 19 goals and 27 assists for 65 points over 27 career matches for head coach Jill Helms, accounting for a 38-7-4 overall record (.816 winning percentage) and 21-3-2 Eastern Cincinnati Conference record (.846 winning percentage) from 2020-22...Helped the Eagles earn a United Soccer Coaches national top-10 ranking during her senior season as MHS was the highest-ranked prep team in the state of Ohio...Was part of back-to-back ECC championship squads (2021-22)...Was responsible for career-highs of nine goals and 18 assists (36 points) as a senior, earning All-Ohio second team, All-ECC first team and all-district accolades...Was one of 18 finalists for Cincinnati Enquirer Girls Soccer Player of the Year...Came away with two-goal performances against Walnut Hills (Sept. 20) and Bellbrook (Oct. 8) during her senior season while distributing at least two assists on four separate occasions...Was credited with a career-best three assists against Colerain (Aug. 12) and at Sycamore (Aug. 25) in 2022...Managed 10 goals and nine assists in 14 combined matches during her first two prep seasons...Had a four-point effort (one goal, two assists) at Madeira on Sept. 25 of her junior season...Also had a pair of multi-assist performances during her sophomore campaign as she notched at least one point in all eight of her matches played... Starred on the Ohio Elite Soccer Academy club squad.

PERSONAL

Born on June 10, 2005...Daughter of Julie and Justin Cook...Has one sibling, Avery...Majoring in sports management.

COOK CAREER STATISTICS

Year	GP	GS	G	A	PTS	SH	SOG	GW	MIN
2023	19	11	2	1	5	37	20	0	1134
Total	19	11	2	1	5	37	20	0	1134

SKYHAWK CAREER BESTS

Goals: 1 (2x) last at Lindenwood (10/5/23)  
Assists: 1 at Tennessee Tech (10/12/23)  
Shots on Goal: 4 at Tennessee Tech (10/12/23)  
Minutes: 83 vs. Eastern Illinois (10/8/23)

9

ALBERTE  
AMBY

FORWARD • 5-7 • FRESHMAN  
NAESTVED, DENMARK  
KOGGE GYMNASIUM HS



BEFORE UTM

Went to Koge Gymnasium HS... Played club soccer for Naestved HG under coaches Arne and Louise Ringsing... Won the 2022 Danish Championship... Played in the first division in Denmark as they chased for promotion to the top of the league.

PERSONAL

Born on August 4, 2005... daughter of Anders Amby Frederiksen and Katrina Marie Tiede Frederiksen... has two siblings, Aske Amby Frederiksen and Anton Amby Frederiksen... majoring in Veterinary Science.

AMBY CAREER STATISTICS

Year	GP	GS	G	A	PTS	SH	SOG	GW	MIN
2024	-	-	-	-	-	-	-	-	-
Total	-	-	-	-	-	-	-	-	-

SKYHAWK CAREER BESTS

Goals: N/A  
Assists: N/A  
Shots on Goal: N/A  
Minutes: N/A





10

# ABBIE McHENRY

MIDFIELDER • 5-5 • JUNIOR  
NEWTOWNABBEY, NORTHERN IRELAND  
CLIFTONVILLE



11

# DAKSHA SUTHARSHAN

FORWARD • 5-4 • FRESHMAN  
KNOXVILLE, TENN.  
WEBB HS

## 2023

Played in all 19 matches while making 13 starts... Scored her first career goal (game-winner) at Lindenwood (Oct. 5)... Tied her season-high in shots (two) twice (at Alabama A&M, Sep. 14, and at Lindenwood, Oct. 5)... Placed three shots on goal... Started the final seven matches of the season... Tallied 802 minutes with her season-high coming against Southern Indiana (Oct. 15)... Was named to the Athletic Director's Honor Roll for the fall and spring semester... Named to the OVC Commissioner's Honor Roll.

## 2022

Played in all 18 games for the Skyhawks while earning 13 starts... Scored one point with an assist... Tallied an assist against Indiana State (Sept. 8)... Notched a season-best two shot attempts against Little Rock (Sept. 22)... Helped team secure six defensive shutouts against Western Carolina (Aug. 27), Indiana State (Sept. 8), Alabama A&M (Sept. 18), Southern Indiana (Oct. 16), Little Rock (Oct. 28) and Morehead State (Oct. 30)... Played 1,168 minutes, including a season-best 90 minutes against SIUE (Oct. 20)... Was named to the Athletic Director's Honor Roll for both the fall and spring semesters... Was named to the OVC Commissioner's Honor Roll.

## BEFORE UTM

Carries extensive playing experience at the international level as she was a member of Northern Ireland's U-19 team under head coach Noel Mitchell... Made five appearances for the Northern Ireland national squad at the 2022 UEFA U-19 Women's Qualification Championship event... Played in 31 matches for the Cliftonville Ladies squad in the Northern Ireland Football League under head coach Seamus McCorry... Took part in the inaugural Women's Academy League in 2019... Made her debut for the Cliftonville Reds in August 2020 at just 16 years old.

## PERSONAL

Born on Oct. 9, 2003... Daughter of Stephen and Geraldine McHenry... Has two siblings, Cameron and Ella... Majoring in civil engineering.

## BEFORE UTM

Went to Webb School of Knoxville... Played club soccer for FC Alliance under coach Jon Schneider and Frankie Delgado who helped with recruiting... Played for numerous high level teams including Reign Academy in the Development Academy, OL Reign Academy in the Girls Academy and FC Alliance in the ECNL... Named a rookie of the year and was awarded the Hope Character Award in her senior season... Her freshman season was cut short due to COVID but scored two goals and tallied an assist... Before an ACL injury in the middle of the season, she scored seven goals and recorded seven assists... She missed her junior year due to ACL recovery and then missed her senior year after tearing her other ACL... She won three state championships with the Chicago Fire Juniors South ... Was invited to attend the GA Northwest Talent ID Camp... Attended the GA playoffs and the ECNL National Playoffs... Went to the Webb School of Knoxville and held a 3.9 GPA and was a member of the National Honors Society, Mu Alpha Theta Honors Society and Hispanic Honors Society.

## PERSONAL

Born on May 26, 2006... daughter of Balendra Sutharshan... has a twin sister, Eesha Sutharshan... majoring in math.

## MCHENRY CAREER STATISTICS

Year	GP	GS	G	A	PTS	SH	SOG	GW	MIN
2022	18	13	0	1	1	4	0	0	1168
2023	19	13	1	0	2	10	3	1	802
Total	37	26	1	0	2	14	3	1	1970

## SKYHAWK CAREER BESTS

Goals: 1 at Lindenwood (10/5/23)  
Assists: 1 vs. Indiana State (9/8/22)  
Shots on Goal: 1 (3x), last vs. Eastern Illinois (10/8/23)  
Minutes: 90 at SIUE (10/20/22)

## SUTHARSHAN CAREER STATISTICS

Year	GP	GS	G	A	PTS	SH	SOG	GW	MIN
2024	-	-	-	-	-	-	-	-	-
Total	-	-	-	-	-	-	-	-	-

## SKYHAWK CAREER BESTS

Goals: N/A  
Assists: N/A  
Shots on Goal: N/A  
Minutes: N/A





12  
**PARKER  
GELINAS**

DEFENDER • 5-5 • SENIOR  
GERMANTOWN, TENN.  
HOUSTON HS

2023

Named an OVC Preseason Player to Watch... Suffered a season-ending injury in the first match of the year... Named to the Athletic Director's Honor Roll for the fall and spring semester... Named to the OVC Commissioner's Honor Roll.

2022

Missed campaign with offseason injury...Was named to the Athletic Director's Honor Roll for both the fall and spring semesters.

2021

Became third player in UTM history to be awarded OVC Freshman of the Year, alongside a spot on the All-OVC first team...Chosen as one of 12 players to represent All-OVC newcomer team...Started all 18 matches at defender en route to a conference Regular Season Championship...Part of a defensive back line that surrendered the fewest goals in all of the OVC (16)...Played the second-most minutes on the roster across her first collegiate season (1,634)... Produced three shots, two of which were on-goal...Was named to the Athletic Director's Honor Roll for both the fall and spring semesters...Was named to the OVC Commissioner's Honor Roll.

BEFORE UTM

Prepped at Houston High School where she played for David Wolff... Four-year varsity player which helped the Mustangs to an 80-6 record with 55 shutouts and two state championships in her career...Scored 12 goals during senior year...Team won 2017 USA Today National Championship as a freshman...Played in 2020 High School Girls All-American game...Named 2020 Daily Memphian Player of the Year and two-time All-Metro performer... Selected to Top Drawer Soccer All-American West team...Named Top Drawer Soccer Tennessee All-Star...Two-time all-state honoree...Two-time Commercial Appeal All-Metro selection...Played for Lady Lobos Rush Premier at the club level...Was the 2017 USYS Region III Tournament Top Scorer...Won USYS Division I state championship in 2019...Won two SRPL Central Division championships...Attended US Youth National Team ID Center in 2020.

PERSONAL

Born on Feb. 13, 2003...Daughter of Steve and Kristin Gelinas...Has three siblings, Lexi, Austin and Peyton...Majoring in business...Father played collegiate baseball at Case Western Reserve.



13  
**LORENA  
MONTESANO**

MIDFIELDER • 5-8 • GRADUATE  
NEWPORT, N.C.  
UNC GREENSBORO

BEFORE UTM

Played the previous two seasons at UNC Greensboro... Played in 13 matches for head coach Michael Coll... Started her career at UNC Pembroke where she played in six matches and made three starts... Graduated from Croatan HS in 2020... Was a 4x All-Area, 3x All-Region, 3x All-Conference, and All State teams... Participated in the East v. West All-Star game... Team-leader in assists during all three seasons... Team captain.

PERSONAL

Born on Jan. 13, 2002.... daughter of Antonio and Angela... has two siblings, Aurora and Rosario... majoring in clinical psychology.

GELINAS CAREER STATISTICS

Year	GP	GS	G	A	PTS	SH	SOG	GW	MIN
2021	18	18	0	0	0	3	2	0	1635
2022	-	-	-	-	-	-	-	-	-
2023	1	1	0	0	0	0	0	0	71
Total	19	19	0	0	0	3	2	0	1706

SKYHAWK CAREER BESTS

Goals: N/A  
Assists: N/A  
Shots on Goal: 1 (2x), last vs. Western Carolina (9/12/21)  
Minutes: 110 at Little Rock (8/22/21)

MONTESANO CAREER STATISTICS

Year	GP	GS	G	A	PTS	SH	SOG	GW	MIN
2024	-	-	-	-	-	-	-	-	-
Total	-	-	-	-	-	-	-	-	-

SKYHAWK CAREER BESTS

Goals: N/A  
Assists: N/A  
Shots on Goal: N/A  
Minutes: N/A





# 15 ALLIE BUCHMANN

MIDFIELDER • 5-7 • JUNIOR  
LAKESIDE, CALIF.  
WEST COAST FC

## 2023

Played and started in all 19 matches... Set a career-high for shots (17) and shots on goal (7)... Had a season-high four shots against Western Illinois (Oct. 1)... Tallied 1,558 minutes with nine 90-minute performances (seven straight to end the year)...Named to the Athletic Director's Honor Roll for the fall and spring semester... Named to the OVC Commissioner's Honor Roll.

## 2022

Played in eight matches for the Skyhawks...Tallied a shot attempt against Kentucky (Aug. 21)...Played 151 minutes, including a season-best 27 minutes against Indiana State (Sept. 8)...Was named to the Athletic Director's Honor Roll for both the fall and spring semesters...Was named to the OVC Commissioner's Honor Roll.

## BEFORE UTM

Was part of the highly successful Christian High School soccer team under head coach Joel Waymire...Collected 12 goals and 12 assists in 37 matches over her prep career...Named CIF Player of the Year as a senior...Won back-to-back league championship as a junior and senior...Secured a career-best 15 points (four goals, seven assists) as a junior, helping the Patriots to the City League championship and the top seed in the Division III playoff field after posting a 17-1-3 record and an 18-match unbeaten streak to close out the regular season...Pounced for three goals in only eight matches during her sophomore campaign...Struck for four goals and three assists as a freshman in 2018.

## PERSONAL

Born on May 11, 2004...Daughter of Max and Dinnia Buchmann...Has one sibling, Talan...Majoring in health sciences.



# 17 RACHEL VALENZUELA

FORWARD • 5-7 • FRESHMAN  
HUNTINGTON BEACH, CALIF.  
EDISON HS

## BEFORE UTM

Played at Edison HS under head coach Kerry "Mac" Crooks... Played club soccer for West Coast FC GA under head coach Platini Soaf... Helped Edison to a first place finish in the league (6-1) and 16-7-2 overall record... Received scholar with honors and graduated magna cum laude... Was a three-time student of the month and won two CIBACS speaking awards... CIBACS student, FCA member and care club member... 4.2 GPA.

## PERSONAL

Born on November 19, 2006... daughter of Bianca Monreal and Chris Valenzuela... majoring in business (possible minor in Biology).

## BUCHMANN CAREER STATISTICS

Year	GP	GS	G	A	PTS	SH	SOG	GW	MIN
2022	8	0	0	0	0	1	1	0	150
2023	19	19	0	0	0	17	6	0	1558
Total	27	19	0	0	0	18	7	0	1708

## SKYHAWK CAREER BESTS

Goals: N/A  
Assists: N/A  
Shots on Goal: 1 (7x), last vs. Eastern Illinois (10/8/23)  
Minutes: 90 (9x), last vs. Little Rock (10/27/23)

## VALENZUELA CAREER STATISTICS

Year	GP	GS	G	A	PTS	SH	SOG	GW	MIN
2024	-	-	-	-	-	-	-	-	-
Total	-	-	-	-	-	-	-	-	-

## SKYHAWK CAREER BESTS

Goals: N/A  
Assists: N/A  
Shots on Goal: N/A  
Minutes: N/A





18  
ELLA  
RUCKA

MIDFIELDER • 5-6 • SOPHOMORE  
CHANNAHON, ILL.  
MINOOKA COMMUNITY HS

2023

Played in 13 matches as a true freshman... Tallied her first career shot against Western Illinois (Oct. 1)... Made her college debut in the home opener against App State (Aug. 24)... Played a season-high 23 minutes against Little Rock (Oct. 27) in the first round of the OVC Soccer Championship... Named to the Athletic Director's Honor Roll for the fall and spring semester... Named to the OVC Commissioner's Honor Roll.

BEFORE UTM

Starred at Minooka High School under head coach Chris Brolley, helping the Indians go 31-17-6 (.630 winning percentage) with a .688 winning percentage (20-8-4 record) in conference play over her final three seasons...Posted 33 career goals and 51 assists over three prep seasons...Earned Herald-News all-area first team accolades to go along with All-Southwest Prairie Conference and all-section honors following a senior campaign where she accounted for 17 goals and 12 assists...Was a standout performer for Chicago Inter Soccer Club, where she was a two-time state champion, two-time conference champion and 2022 national championship semifinalist.

PERSONAL

Born on April 25, 2005...Daughter of Robert and Kristen Rucka...Has three siblings, Calie, Keira and Lainey...Majoring in nursing...Father played collegiate football at Western Illinois.



20  
SHAYLA  
ADDINGTON

DEFENDER • 5-6 • JUNIOR  
PARKER, COLO.  
REAL COLORADO

2023

Played and started in all 19 matches... Tallied a shot against Southern Indiana (Oct. 15)... Helped the Skyhawk backline obtain four shutouts in conference play... Totaled 1,698 minutes on the pitch while going the full 90 minutes in 16 matches... Named to the Athletic Director's Honor Roll for the fall and spring semester... Named to the OVC Commissioner's Honor Roll.

2022

Played in all 18 matches for the Skyhawks while earning 17 starts...Tallied one shot attempt...Helped team secure six defensive shutouts against Western Carolina (Aug. 27), Indiana State (Sept. 8), Alabama A&M (Sept. 18), Southern Indiana (Oct. 16), Little Rock (Oct. 28) and Morehead State (Oct. 30)...Played 1,532 minutes, including a season-high 110 minutes against Morehead State (Oct. 30) while also playing the duration of 14 contests...Was named to the Athletic Director's Honor Roll for both the fall and spring semesters...Was named to the OVC Commissioner's Honor Roll.

BEFORE UTM

Was a defensive standout at Chaparral High School under head coach Mike Hix...Recorded All-Continental League first team and Class 5A all-state honorable mention accolades as a senior...Also chalked up first team all-league and all-state honorable mention honors for the Wolverines in 2019... Three-time all-league performers.

PERSONAL

Born on Feb. 13, 2004...Daughter of Chris and Trish Addington...Has one sibling, Micah...Majoring in Mechanical Engineering.

RUCKA CAREER STATISTICS

Year	GP	GS	G	A	PTS	SH	SOG	GW	MIN
2023	13	0	0	0	0	1	0	0	151
Total	13	0	0	0	0	1	0	0	151

SKYHAWK CAREER BESTS

Goals: N/A  
Assists: N/A  
Shots on Goal: N/A  
Minutes: N/A

ADDINGTON CAREER STATISTICS

Year	GP	GS	G	A	PTS	SH	SOG	GW	MIN
2022	18	17	0	0	0	1	0	0	1532
2023	19	19	0	0	0	1	0	0	1698
Total	37	36	0	0	0	2	0	0	3230

SKYHAWK CAREER BESTS

Goals: N/A  
Assists: N/A  
Shots on Goal: N/A  
Minutes: 110 at Morehead State (10/30/22)





# 21 NYEEMAH PRESCOD-BECKLES

FORWARD • 5-6 • SENIOR  
ONTARIO, CANADA  
JACKSONVILLE STATE



# 22 AVA HUNTRODS

MIDFIELDER • 5-8 • FRESHMAN  
LONDON, ENGLAND  
LADY MARGARET SCHOOL

## 2023

Played and started in five matches... Tallied an assist in the season opener at Austin Peay (Aug. 17)... Had three shots with one on goal... Recorded a season-high two shots against Murray State (Sep. 3)... Played 229 minutes and set a season-high with 48 minutes played against Austin Peay (Aug. 17)... Named to the Athletic Director's Honor Roll for the spring semester.

## 2022

Played in all 18 matches for the Skyhawks while earning eight starts... Scored five points with two goals and an assist...Tallied 11 shots on goal in 16 total attempts (68.8 percent)...Scored goals against Tennessee Tech (Oct. 2) and Little Rock (Oct. 28)...Tallied an assist against Southeast Missouri (Oct. 23)...Scored a game-winning goal against Little Rock (Oct. 28)...Played 816 minutes, including a season-best 91 minutes against Morehead State (Oct. 30).

## BEFORE UTM

Played the last two seasons at Jacksonville State University under head coach Neil Macdonald...Saw time in 20 career matches as a Gamecock, including all 19 opportunities in 2021 (one of just six players to play in every match)...Ranked second on the squad in goals (four) and points (nine)... Started eight matches last fall, placing 13 of her 22 shot attempts on goal while chipping in one assist...Scored a goal in three consecutive matches during the nonconference season, finding the back of the net against Jackson State (Aug. 22), Alabama State (Aug. 27) and Alabama A&M (Aug. 29)...Netted the game-winning goal in an ASUN matchup against Stetson on Oct. 3... Registered season-highs in shot attempts (four) and shots on goal (three) in the aforementioned Aug. 29 matchup against Alabama A&M...Saw action in one match during the 2020-21 spring season in the Ohio Valley Conference, logging 10 minutes against Southeast Missouri on March 5...Attended RS McLaughlin Collegiate and Vocational Institute, where she played soccer, volleyball, badminton and track and field...Won team championships with the McLaughlin volleyball and track programs...Played with the Oshawa Turul Soccer Club from 2012-18 before playing for FC Durham Academy...Unreeled a remarkable 19 goals in 18 matches for FCDA in 2019...Captured Most Valuable Player accolades at the 2014 Frank Sobil Spring Classic while helping OTSC to a second-place finish at the 2016 Challenge Brossard.

## PERSONAL

Born on Oct. 1, 2003...Daughter of Glenda and Adolphus...Has four siblings, Jade, Olivia, Jahmeelah and Nahzeer...Majoring in criminal justice.

## BEFORE UTM

Played for the Fulham FC women's team last season... Also competed in club soccer with the London Bees... won the FA Youth Cup... Played against the Tottenham women's first team... Represented England with the youth national team... obtained a General Certificate of Secondary Education (GCSE), the Business and Technology Education Council (BTEC) and was head girl while at Lady Margaret School.

## PERSONAL

Born on May 1, 2005... daughter of Ceri and Richard Huntrods... has three siblings, Holly, Rosa and Bella Griffin... majoring in philosophy.

## PRESCOD-BECKLES CAREER STATISTICS

Year	GP	GS	G	A	PTS	SH	SOG	GW	MIN
2020-21	1	0	0	0	0	0	0	0	10
2021	19	8	4	1	9	22	13	1	1004
2022	18	8	2	1	5	16	11	1	818
2023	5	5	0	1	1	3	1	0	229
Total	43	21	6	3	15	41	25	2	2061

## SKYHAWK CAREER BESTS

Goals: 1 (2x), last vs. Little Rock (10/28/22)  
Assists: 1 (2x), last at Austin Peay (8/17/23)  
Shots on Goal: 2 vs. Lindenwood (10/6/22)  
Minutes: 74 at Southern Indiana (10/16/22)

## HUNTRODS CAREER STATISTICS

Year	GP	GS	G	A	PTS	SH	SOG	GW	MIN
2024	-	-	-	-	-	-	-	-	-
Total	-	-	-	-	-	-	-	-	-

## SKYHAWK CAREER BESTS

Goals: N/A  
Assists: N/A  
Shots on Goal: N/A  
Minutes: N/A





23  
AYJA  
McCLEARY

MIDFIELDER • 5-4 • SOPHOMORE  
LAKE WORTH, FLA. • PARK VISTA CC

2023

Played in 13 matches as a true freshman... Fired in two shots in her debut season as a Skyhawk (Western Carolina Aug. 27, at Alabama A&M Sep. 14)... Made her college debut at Austin Peay (Aug. 17)... Tallied 223 minutes with a season-high of 35 coming at Alabama A&M (Sep. 14)... Named to the Athletic Director's Honor Roll for the fall semester.

BEFORE UTM

Graduated from Park Vista Community High School...Was also a standout track and field performer at PVCHS...Played club soccer for Team Boca, where she played under head coach Patrick Baker...Won a state championship as well as Team Boca's first ever Southern Regional championship in 2022, claiming the title at the event held in Murfreesboro, Tenn....Advanced to the US Youth Soccer National Championships at Walt Disney World Resort in Orlando, Fla.... Was part of a historic run under head coach Ernst Hyppolite for the Boynton Knights U14 travel soccer team, who reached the Florida State Cup round of 16 for the first time behind its first-ever South Florida United Soccer League Championship title in 2019.

PERSONAL

Born on June 15, 2005...Daughter of Michelle Gottlieb and Paul McCleary... Has two siblings, Addison and Avery McCleary...Majoring in nursing.



24  
GRETCHEN  
MAREK

DEFENDER • 5-3 • SOPHOMORE  
LORENA, TEXAS • LORENA HS

2023

Played in 10 matches while making five starts in her freshman season... Started in her college debut against Austin Peay (Aug. 17) and played a season-high 50 minutes against the Governors... Ripped a season-high two shots against Austin Peay and fired another one against Murray State (Sep. 3)... Helped the backline achieve four shutouts in conference play... Played 238 minutes... Named to the Athletic Director's Honor Roll for the fall and spring semester... Named to the OVC Commissioner's Honor Roll.

BEFORE UTM

Was a dynamic performer at Lorena High School, where she roamed center midfield for head coach Noah Rolf...Captured Texas Girls Coaches Association all-state accolades as a senior, helping the Lady Leopards post over 20 victories, win the District 23-4A championship and advance to the Region 3 final in the Class 4A playoffs...Finished the 2023 campaign with 46 goals and 24 assists, earning District 23-4A Most Valuable Player honors...Helped LHS to a 14-4-3 record during her junior campaign...Was named to the Waco Tribune newspaper Super Centex first team as a sophomore...Excelled on the Sting Soccer Club based out of Austin, Texas.

PERSONAL

Born on May 4, 2006...Daughter of Richard and Megan Marek...Has three siblings, Emilie, Isabelle and Alyssa...Majoring in nursing.

MCCLEARY CAREER STATISTICS

Year	GP	GS	G	A	PTS	SH	SOG	GW	MIN
2023	13	0	0	0	0	2	0	0	223
Total	13	0	0	0	0	2	0	0	223

SKYHAWK CAREER BESTS

Goals: N/A  
Assists: N/A  
Shots on Goal: N/A  
Minutes: 35 at Alabama A&M (9/14/23)

MAREK CAREER STATISTICS

Year	GP	GS	G	A	PTS	SH	SOG	GW	MIN
2023	10	5	0	0	0	3	0	0	238
Total	13	5	0	0	0	3	0	0	238

SKYHAWK CAREER BESTS

Goals: N/A  
Assists: N/A  
Shots on Goal: N/A  
Minutes: 50 at Austin Peay (8/17/23)





25 ANNA ØSTERGAARD IBSEN

DEFENDER • 5-3 • FRESHMAN  
BALLING, SKIVE, DENMARK  
HHX SKIVE COLLEGE

BEFORE UTM

Went to HHX Skive College... Helped construct four shutouts in the domestic cups with another coming in league play... Played club soccer for Thy-ThistedQ... Played in the highest youth leagues in Denmark U16 DM, U18 DM and Senior 2 Division as well as Women's First League in Denmark... Attended the national team as U14-15 player... Recorded one goal and five assists as a senior... Attended VSD Balling HS and played club soccer for Steffan Vendelbo Madsen and Thy-Thisted Q FC.

PERSONAL

Born on July 16, 2004... daughter of Else Ibsen and Søren Østergaard... has two siblings, Noah Ibsen and Alexander Ibsen... majoring in International Business.



26 BLANCA NEGRETE

MIDFIELDER/DEFENDER • 5-4  
SOPHOMORE  
RIVERBANK, CALIF.  
LONG BEACH STATE

BEFORE UTM

Transferred from Long Beach State... Helped lead Enochs HS to a 12-4-7 record in her season with 6-1-3 mark in league play.

PERSONAL

Born on Nov. 10, 2004... daughter of Reina and Eddie Negrete... has two siblings, Kat and Jasmin.

ØSTERGAARD IBSEN CAREER STATISTICS

Year	GP	GS	G	A	PTS	SH	SOG	GW	MIN
2024	-	-	-	-	-	-	-	-	-
Total	-	-	-	-	-	-	-	-	-

SKYHAWK CAREER BESTS

Goals: N/A  
Assists: N/A  
Shots on Goal: N/A  
Minutes: N/A

NEGRETE CAREER STATISTICS

Year	GP	GS	G	A	PTS	SH	SOG	GW	MIN
2024	-	-	-	-	-	-	-	-	-
Total	-	-	-	-	-	-	-	-	-

SKYHAWK CAREER BESTS

Goals: N/A  
Assists: N/A  
Shots on Goal: N/A  
Minutes: N/A



27  
**CAROLINE  
MOORE**

FORWARD/MIDFIELDER • 5-5 • R-SOPHOMORE  
NASHVILLE, TENN.  
ORAL ROBERTS

2023

Played in 13 matches while making five starts... Totaled four points with one goal and two assists... scored her first goal as a Skyhawk against Indiana State (Sep. 7)... Tallied six shots with two going on goal... season-high in shots (three) and shots on goal (two) came against Indiana State (Sep. 7)... Made her UT Martin debut in the season opener at Austin Peay (Aug. 17)... Played 341 minutes with her season-high of 51 coming at Austin Peay... Named to the Athletic Director's Honor Roll for the fall and spring semester... Named to the OVC Commissioner's Honor Roll.

BEFORE UTM

Redshirted last season under head coach Austin Risenhoover at Oral Roberts University, located in Tulsa, Okla....Was part of a Golden Eagle squad that went 10-9-3 overall and advanced to the Summit League championship match for the first time since 2016, falling in penalty kicks...Prepped at Christ Presbyterian Academy, where she combined for 76 goals and 82 assists in her storied career under head coach Tom Gerlach...Was a key piece of many Lady Lion deep runs through the state tournament during her tenure as CPA won the state title in 2018, was runner-up in 2019 and finished as semifinalists in both 2020 and 2021...Was part of a CPA program that won 86.8 percent (61-5-10) of its decisions in her four seasons, including a phenomenal 17-1-4 record (.864 winning percentage) in district play...Was named a Tennessee Sports Writers Association Division II-AA all-state performer as a senior...Recorded a goal and an assist to help Team West win the Tennessee Senior All-Star Game by a 3-0 margin...Was a standout player for Nashville Rhythm FC and Racing Louisville Academy at the club level.

PERSONAL

Born on Oct. 1, 2003...Daughter of James and Ginger Moore...Has one sibling, Forrest...Majoring in finance.



30  
**BROOKE  
KALA**

MIDFIELDER • 5-6 • SENIOR  
YORKVILLE, ILL.  
NEWARK COMMUNITY HS

2023

Played in 19 matches while making 14 starts... Scored two points on the season with her goal against Western Illinois (Oct. 1)... Tallied 17 shots and put four on goal... Fired a career-high seven shots and three on goal against Western Illinois... Played 1,294 minutes while serving up three 90-minute performances to close out the regular season... Was named to the Athletic Director's Honor Roll for the fall and spring semester.

2022

Played in all 18 matches for the Skyhawks while earning 16 starts...Scored four points with a goal and two assists...Tallied six shots on goal in 13 total attempts (46.2 percent)...Scored a goal against Little Rock (Sept. 22)...Notched assists against Alabama A&M (Sept. 18) and Little Rock (Oct. 28)...Tallied a season-high four shot attempts against Tennessee Tech (Oct. 2)...Helped team secure six defensive shutouts against Western Carolina (Aug. 27), Indiana State (Sept. 8), Alabama A&M (Sept. 18), Southern Indiana (Oct. 16), Little Rock (Oct. 28) and Morehead State (Oct. 30)...Played 1,245 minutes, including a season-high 107 minutes against Morehead State (Oct. 30)...Was named to the Athletic Director's Honor Roll for both the fall and spring semesters...Was named to the OVC Commissioner's Honor Roll.

2021

Appeared in all 18 matches en route to OVC Regular Season Championship, starting 15 of those contests at the midfield position...Eclipsed 1,300 minutes, the third most among UTM freshmen on the year...Selected OVC Offensive Player of the Week (October 5) after compiling two goals and two assists vs. Eastern Illinois (September 30) and Southeast Missouri (October 3)...Boosted her season point total to seven after recording her third assist vs. Tennessee Tech (November 5) in the OVC Tournament Semifinals, the game's only score in the 84th minute...Hauled in 19 shots, 10 of which were on-goal after hitting two or more shots against five different opponents...Amassed .526 shot-on-goal percentage...Was named to the Athletic Director's Honor Roll for both the fall and spring semesters...Earned an OVC Medal of Honor for a perfect 4.0 Grade Point Average and was named to the OVC Commissioner's Honor Roll.

BEFORE UTM

Prepped at Newark Community High School where she played for Henry Cheung...Played her senior spring season on her school's co-ed team for the first time...Previously exclusively played club ball including with the Chicago Inter Soccer Club...Won 2018 Illinois state championship...Led club team to top ranking in the state in both 2018 and 2019...Scored a hat trick in the Super Y League Finals...Served a short stint with Olympicque Lyonnais.

PERSONAL

Born on May 14, 2003...Daughter of Fred and Christi Kala...Has two siblings, Melanie and Nikki...Majoring in electrical engineering...Sister Melanie played collegiate volleyball at William University.

MOORE CAREER STATISTICS

Year	GP	GS	G	A	PTS	SH	SOG	GW	MIN
2022	-	-	-	-	Redshirted	-	-	-	-
2023	14	5	1	2	4	6	2	0	362
Total	14	5	1	2	4	6	2	0	362

SKYHAWK CAREER BESTS

Goals: 1 at Indiana State (9/7/23)  
Assists: 1 (2x), last at Alabama A&M (9/14/23)  
Shots on Goal: 2 at Indiana State (9/7/23)  
Minutes: 51 at Austin Peay (8/17/23)

KALA CAREER STATISTICS

Year	GP	GS	G	A	PTS	SH	SOG	GW	MIN
2021	18	15	2	3	7	19	10	0	1302
2022	18	16	1	2	4	13	6	0	1245
2023	19	14	1	0	2	17	4	0	1294
Total	55	45	4	5	13	49	20	0	3841

SKYHAWK CAREER BESTS

Goals: 1 (2x), last at Southeast Missouri (10/3/21)  
Assists: 1 (3x), last vs. Tennessee Tech (11/5/21)  
Shots on Goal: 2 (2x), last vs. Tennessee Tech (11/5/21)  
Minutes: 109 vs. Tennessee Tech (10/7/21)





# SEASON PREVIEW





# SKYHAWK SOCCER'S CONFIDENCE LOOKS TO FUEL 2024 SEASON

The University of Tennessee at Martin soccer team begins its second year under head coach Mike Varga on Thursday, Aug. 15 at North Alabama.

Varga looks to build on last season, where the Skyhawks punched their ticket to the Ohio Valley Conference Soccer Championships for the seventh straight year.

It'll be a bit of a smoother start compared to 2023 where Varga was introduced as head coach on June 5, just a little over two months before the start of the season.

"Last year was definitely a get-to-know-you phase from preseason," Varga said. "This year, especially the returners, I already know what they bring to the program and how to best utilize their talents and then it's a matter of blending the new players in and fine-tuning what the best starting lineup is and who plays best with each other. I think we're further along this year than last year even though I felt last year we moved pretty fast."

Nine returning starters highlight 16 student-athletes who saw playing time in 2023. Makayla Robinson (three-time All-OVC honoree), Izzy Patterson (two-time All-OVC first team and 2024 OVC Player to Watch), Shayla Addington (second on the team with 1,698 minutes last fall), Allie Buchmann (nine 90-minute performances in 2023), Brooke Kala (14 matches started last season), Joelle Stinson (1,427 minutes as a true freshman), Abbie McHenry (26 career matches started) and Peyton Cook (2023 All-OVC Newcomer) are looking to leave their mark on the 2024 season. Additionally, 2021 OVC Freshman of the Year Parker Gelinas returns after back-to-back injury-plagued seasons.

"The returners bring in lots of confidence," Varga said. "It's a special group of players. When I stepped into the program, I knew they were good soccer players but I found they are much more than that – they are great human beings. Last year they didn't know what to expect out of me and I didn't know what to expect out of them. There were a lot of questions and I think this year they know that I have a lot of trust in them and there is the ability to play with confidence and also the understanding that they have the talent with the team we have here to be very successful."

UT Martin welcomes in 10 newcomers to campus, including transfers Molly Corgan (Coastal Carolina), Mac Titus (North Texas), Blanca Negrete (Long Beach State) and Lorena Montesano (UNC Greensboro). Six freshmen are set to make their collegiate debuts this fall as Daksha Sutharshan and Rachel Valenzuela join international standouts Anna Østergaard Ibsen (Denmark), Unni Wolf (Sweden), Alberte Amby (Denmark) and Ava Huntrods (England).

"This group of newcomers is very thoughtful and helpful and has every aspect of what it takes to be comfortable in a new setting," Varga said. "The team has blended well and has common goals for success on a daily basis. We have a long way to go but it's been a good start."

Those 10 newcomers will get acclimated to Division I soccer but are projected to make an early contribution on this year's campaign.

"When you bring in players, they're used to physical styles but it's just a different level of play," Varga said. "Our internationals and freshmen have come in and adjusted well. They got good experience in our exhibition matches on how the game is played on this level. They have the attributes to be successful."

Up top at the forward position, the Skyhawks will use the athleticism they possess with Nyeemah Prescod-Beckles, Robinson, Caroline Moore, Valenzuela, Amby and Cook.

"They bring pace and beat defenders one-on-one," Varga said. "They're accurate with their servers and can create chances on their own."

In the midfield, Maren Cain, Ella Rucka, Ayja McCleary, Kala, Negrete, Montesano, Buchmann, Patterson, McHenry and Wolf aim to create and capitalize on chances this year.

"Our midfielders will be able to play off the attacking three and get in on some chances," Varga said.

Coming off a season which included four shutouts in conference play, the defense has gotten even stronger with added experience. Gretchen Marek, Joelle Stinson, Gelinas, Ibsen, Addington and Huntrods compose the backline.

"This group brings a physical presence to the field and will help make up a strong defense," Varga said.

At goalkeeper, returning sophomore Jordyn Riffle, Titus and Corgan provide serious depth between the posts.

"All three of the goalkeepers will push each other to get better each and every day," Varga said.

Every team has a desire to win a conference title and achieve a berth in the NCAA Tournament. While UT Martin has the same mindset, it will continue to focus on maximizing its daily goals.

"Outcome goals are great, they're judged at the end," Varga said. "But we're setting process goals. Self-reflecting on goals every single day, did what I do today help me with getting to that end result or do I need to change something? We're focusing on getting better every day, not solely focusing on an OVC title. The mission is accomplishing our day-to-day goals and match goals."





**EXCLUSIVELY  
SPONSORED  
BY**







# YEAR IN REVIEW





In whirlwind of an offseason, the University of Tennessee at Martin soccer team made the most of its 2023 season by qualifying for the Ohio Valley Conference Soccer Championships for the sixth straight year.

After the resignation of long-time head coach Phil McNamara, Mike Varga was brought in as the fifth head coach in Skyhawk soccer history on June 5th. With just a little over a month to prepare for the season, UT Martin started the year with an impressive win over Austin Peay which was propelled by two goals from Makayla Robinson.

Despite earning a win in the first match of the Varga era, the Skyhawks suffered a crushing blow with Preseason OVC Player to Watch Parker Gelinias (2021 OVC Freshman of the Year) going down to a season ending injury.

UT Martin came back home for their first two contests at Skyhawk field and came away with a 1-1 record, falling to Appalachian State in the home opener but took down Western Carolina 2-1 behind a clutch corner kick goal from Catey Hunt.

UT Martin faced a tough non-conference schedule (six road matches) with setbacks coming against nationally ranked Memphis and Southeastern Conference foe Kentucky but brought home a draw against Indiana State and a triumph at Alabama A&M.

Conference play started with a trip to Morehead, Ky. where Morehead State (2023 OVC Tournament Champion) won the decision 2-0. The Skyhawks would go on to gain at least one point in six of their final seven matches.

In the conference home opener, UT Martin was able to score a draw against Little Rock for their first points of the league campaign. Western Illinois would come to town and the Skyhawks used a Brooke Kala goal to net another point in the standings from a 1-1 tie. UT Martin then made the trip up to St. Charles, Mo. where the Skyhawks put together their first shutout of the season in the form of a 3-0 win at Lindenwood.

UT Martin returned to Skyhawk field and secured a 1-0 win over Eastern Illinois before the four game unbeaten streak came to a close at Tennessee Tech (OVC Regular Season Champion) with a hard fought 3-2 contest.

The Skyhawks wouldn't fret long by closing the season with three points and two shutouts against Southern Indiana (T, 1-1), SIUE (T, 0-0) and Southeast Missouri (T, 0-0). These results would punch UT Martin's 19th ticket to the OVC Soccer Championships and give it the number five seed in the bracket.

The Skyhawks drew Little Rock in the first round and despite a valiant effort, fell to the Trojans in the first round by a score of 1-0.

Following the conclusion of the year, UT Martin saw four standouts named to the All-OVC teams with Makayla Robinson, Izzy Patterson and Catey Hunt receiving first team honors and Peyton Cook bringing home all-newcomer accolades.

This marked the fifth time in program history (first time since 2018) that the Skyhawks racked up three or more All-OVC first teamers, and the first time since 2021 UT Martin had a player on the all-newcomer team.



# ALL-OVC TEAM



#MARTINMADE



**MAKAYLA ROBINSON**  
ALL-OVC FIRST TEAM



**CATEY HUNT**  
ALL-OVC FIRST TEAM



**IZZY PATTERSON**  
ALL-OVC FIRST TEAM



**PEYTON COOK**  
ALL-OVC NEWCOMER TEAM





# SEASON STATISTICS

Date	Opponent		Score	Att.
08/17/2023	at Austin Peay	W	2-1	326
08/24/2023	App State	L	0-2	239
08/27/2023	Western Caro.	W	2-1	112
08/31/2023	at Kentucky	L	0-4	725
09/03/2023	Murray St.	L	1-2	357
09/07/2023	at Indiana St.	T	1-1	203
09/09/2023	at UNI	L	1-3	75
09/14/2023	at Alabama A&M	W	2-1	115
09/17/2023	at Memphis	L	0-4	347
* 09/21/2023	at Morehead St.	L	0-2	150
* 09/24/2023	Little Rock	T	1-1	113
* 10/01/2023	Western Ill.	T	1-1	132
* 10/05/2023	at Lindenwood	W	3-0	233
* 10/08/2023	Eastern Ill.	W	1-0	219
* 10/12/2023	at Tennessee Tech	L	2-3	347
* 10/15/2023	Southern Ind.	T	1-1	132
* 10/19/2023	SIUE	T	0-0	581
* 10/22/2023	at Southeast Mo. St.	T	0-0	240
10/27/2023	vs Little Rock	L	0-1	125

## Team statistics

	UTM	OPP
SHOT STATISTICS		
Goals-Shot attempts	18-214	28-267
Goals scored per game	0.95	1.47
Shot pct.	.084	.105
Shots on goal-Attempts	91-214	116-267
SOG pct.	.425	.434
Shots/Game	11.3	14.1
Assists	10	22
GOAL BREAKDOWN		
Total Goals	18	28
Penalty	2	1
Unassisted	-	-
Overtime	0	0
Goals scored average	0.95	1.47
CORNER KICKS	83	100
PENALTY KICKS	2-3	1-1
OFFSIDES	31	40
PENALTIES		
Fouls	190	167
Yellow cards	14	12
Red cards	0	0
ATTENDANCE		
Total	1885	2761
Dates/Avg Per Date	8/236	10/276
Neutral Site #/Avg	1/125	-

Record	Overall	Home	Away	Neutral
All Games	5-8-6	2-2-4	3-5-2	0-1-0
Conference	2-2-5	1-0-4	1-2-1	0-0-0
Non-Conference	3-6-1	1-2-0	2-3-1	0-1-0

#	Player	GP	G	A	PTS	SH	SH%	SOG	SOG%	GWG	PK-ATT
6	Robinson, Makayla	19	4	1	9	28	.143	14	.500	1	0-0
13	Hunt, Catey	19	3	1	7	10	.300	7	.700	3	2-3
2	Patterson, Izzy	19	3	0	6	35	.086	13	.371	0	0-0
9	Okoro, Rachel	19	2	2	6	16	.125	8	.500	0	0-0
8	Cook, Peyton	19	2	1	5	37	.054	20	.541	0	0-0
27	Moore, Caroline	14	1	2	4	6	.167	2	.333	0	0-0
30	Kala, Brooke	19	1	0	2	17	.059	4	.235	0	0-0
5	Bailey, Jordan	15	1	0	2	11	.091	5	.455	0	0-0
10	McHenry, Abbie	19	1	0	2	10	.100	3	.300	1	0-0
14	Walters, Gwen	19	0	1	1	4	.000	4	1.000	0	0-0
3	Stinson, Joelle	19	0	1	1	4	.000	1	.250	0	0-0
21	Prescod-Beckles, Nyeemah	5	0	1	1	3	.000	1	.333	0	0-0
15	Buchmann, Allie	19	0	0	0	17	.000	6	.353	0	0-0
11	Enriquez, Jenny	14	0	0	0	7	.000	2	.286	0	0-0
24	Marek, Gretchen	10	0	0	0	3	.000	0	.000	0	0-0
7	Cain, Maren	10	0	0	0	2	.000	1	.500	0	0-0
23	McCleary, Ayja	13	0	0	0	2	.000	0	.000	0	0-0
18	Rucka, Ella	13	0	0	0	1	.000	0	.000	0	0-0
20	Addington, Shayla	19	0	0	0	1	.000	0	.000	0	0-0
1	Bastock, Poppy	18	0	0	0	0	.000	0	.000	0	0-0
00	Wie, Andrea	4	0	0	0	0	.000	0	.000	0	0-0
17	Liddell, Malaesha	3	0	0	0	0	.000	0	.000	0	0-0
4	Magnusson, Olivia	1	0	0	0	0	.000	0	.000	0	0-0
12	Gelinas, Parker	1	0	0	0	0	.000	0	.000	0	0-0
0	Riffle, Jordyn	1	0	0	0	0	.000	0	.000	0	0-0
Total		19	18	10	46	214	.084	91	.425	-	2-3
Opponents		19	28	22	78	267	.105	116	.434	-	1-1

##	Goalie	GP	MIN.	GA	GA AVG	SAVES	PCT	W-L-T	SHO/CBO
1	Bastock, Poppy	18	1474:21	24	1.47	74	.755	5-7-5	4/0
00	Wie, Andrea	4	188:15	4	1.91	11	.733	0-1-1	0/0
0	Riffle, Jordyn	1	45:00	0	0.00	3	1.000	0-0-0	0/0
TM	TEAM	-	00:00	0	0.00	1	1.000	0-0-0	0/0
Total		19	1707:36	28	1.48	89	.761	5-8-6	4
Opponents		19	1707:36	18	0.95	73	.802	8-5-6	7

## Goals by Periods

Team	1st	2nd	OT1	OT2	TOTAL
UTM	7	11	0	0	18
Opponents	10	18	0	0	28

## Shots by Periods

Team	1st	2nd	OT1	OT2	TOTAL
UTM	100	114	0	0	214
Opponents	109	158	0	0	267

## Saves by Periods

Team	1st	2nd	OT1	OT2	TOTAL
UTM	46	43	0	0	89
Opponents	43	30	0	0	73

## Corners by Periods

Team	1st	2nd	OT1	OT2	TOTAL
UTM	41	42	0	0	83
Opponents	43	57	0	0	100

## Fouls by Periods

Team	1st	2nd	OT1	OT2	TOTAL
UTM	101	89	0	0	190
Opponents	79	88	0	0	167

# OVC STATISTICS

	Date	Opponent		Score	Att.
*	09/21/2023	at Morehead St.	L	0-2	150
*	09/24/2023	Little Rock	T	1-1	113
*	10/01/2023	Western Ill.	T	1-1	132
*	10/05/2023	at Lindenwood	W	3-0	233
*	10/08/2023	Eastern Ill.	W	1-0	219
*	10/12/2023	at Tennessee Tech	L	2-3	347
*	10/15/2023	Southern Ind.	T	1-1	132
*	10/19/2023	SIUE	T	0-0	581
*	10/22/2023	at Southeast Mo. St.	T	0-0	240

## Team statistics

	UTM	OPP
SHOT STATISTICS		
Goals-Shot attempts	9-133	8-119
Goals scored per game	1	0.89
Shot pct.	.068	.067
Shots on goal-Attempts	62-133	43-119
SOG pct.	.466	.361
Shots/Game	14.8	13.2
Assists	5	7
GOAL BREAKDOWN		
Total Goals	9	8
Penalty	1	1
Unassisted	-	-
Overtime	0	0
Goals scored average	1	0.89
CORNER KICKS	54	44
PENALTY KICKS	1-2	1-1
OFFSIDES	12	7
PENALTIES		
Fouls	85	69
Yellow cards	5	4
Red cards	0	0
ATTENDANCE		
Total	1177	970
Dates/Avg Per Date	5/235	4/243
Neutral Site #/Avg	0/0	-

Record	Overall	Home	Away	Neutral
All Games	2-2-5	1-0-4	1-2-1	0-0-0
Conference	2-2-5	1-0-4	1-2-1	0-0-0
Non-Conference	0-0-0	0-0-0	0-0-0	0-0-0

#	Player	GP	G	A	PTS	SH	SH%	SOG	SOG%	GWG	PK-ATT
8	Cook, Peyton	9	2	1	5	31	.065	18	.581	0	0-0
2	Patterson, Izzy	9	2	0	4	25	.080	9	.360	0	0-0
6	Robinson, Makayla	9	1	1	3	17	.059	9	.529	0	0-0
9	Okoro, Rachel	9	1	1	3	10	.100	4	.400	0	0-0
30	Kala, Brooke	9	1	0	2	11	.091	4	.364	0	0-0
10	McHenry, Abbie	9	1	0	2	6	.167	2	.333	1	0-0
13	Hunt, Catey	9	1	0	2	6	.167	5	.833	1	1-2
14	Walters, Gwen	9	0	1	1	3	.000	3	1.000	0	0-0
3	Stinson, Joelle	9	0	1	1	3	.000	1	.333	0	0-0
15	Buchmann, Allie	9	0	0	0	10	.000	3	.300	0	0-0
5	Bailey, Jordan	5	0	0	0	5	.000	2	.400	0	0-0
11	Enriquez, Jenny	6	0	0	0	3	.000	1	.333	0	0-0
20	Addington, Shayla	9	0	0	0	1	.000	0	.000	0	0-0
18	Rucka, Ella	6	0	0	0	1	.000	0	.000	0	0-0
7	Cain, Maren	2	0	0	0	1	.000	1	1.000	0	0-0
24	Marek, Gretchen	3	0	0	0	0	.000	0	.000	0	0-0
4	Magnusson, Olivia	1	0	0	0	0	.000	0	.000	0	0-0
00	Wie, Andrea	1	0	0	0	0	.000	0	.000	0	0-0
23	McCleary, Ayja	6	0	0	0	0	.000	0	.000	0	0-0
27	Moore, Caroline	5	0	0	0	0	.000	0	.000	0	0-0
1	Bastock, Poppy	9	0	0	0	0	.000	0	.000	0	0-0
17	Liddell, Malaesha	2	0	0	0	0	.000	0	.000	0	0-0
Total		9	9	5	23	133	.068	62	.466	-	1-2
Opponents		9	8	7	23	119	.067	43	.361	-	1-1

#	Goalie	GP	MIN.	GA	GA	AVG	SAVES	PCT	W-L-T	SHO/CBO
00	Wie, Andrea	1	67:21	1	1.34		4	.800	0-0-1	0/0
1	Bastock, Poppy	9	742:39	7	0.85		30	.811	2-2-4	4/0
TM	TEAM	-	00:00	0	0.00		1	1.000	0-0-0	0/0
Total		9	810:00	8	0.89		35	.814	2-2-5	4
Opponents		9	810:00	9	1.00		53	.855	2-2-5	3

## Goals by Periods

Team	1st	2nd	OT1	OT2	TOTAL
UTM	3	6	0	0	9
Opponents	2	6	0	0	8

## Shots by Periods

Team	1st	2nd	OT1	OT2	TOTAL
UTM	65	68	0	0	133
Opponents	45	74	0	0	119

## Saves by Periods

Team	1st	2nd	OT1	OT2	TOTAL
UTM	17	18	0	0	35
Opponents	31	22	0	0	53

## Corners by Periods

Team	1st	2nd	OT1	OT2	TOTAL
UTM	29	25	0	0	54
Opponents	17	27	0	0	44

## Fouls by Periods

Team	1st	2nd	OT1	OT2	TOTAL
UTM	43	42	0	0	85
Opponents	29	40	0	0	69



# STATISTICAL LEADERS

##	Points	GP	G	A	Pts	Shots
6	Robinson, Makayla	19	4	1	9	28
13	Hunt, Catey	19	3	1	7	10
2	Patterson, Izzy	19	3	0	6	35
9	Okoro, Rachel	19	2	2	6	16
8	Cook, Peyton	19	2	1	5	37
27	Moore, Caroline	14	1	2	4	6
30	Kala, Brooke	19	1	0	2	17
10	McHenry, Abbie	19	1	0	2	10
5	Bailey, Jordan	15	1	0	2	11

##	Shots	GP	G	A	Shots	Shot%
8	Cook, Peyton	19	2	1	37	.054
2	Patterson, Izzy	19	3	0	35	.086
6	Robinson, Makayla	19	4	1	28	.143
30	Kala, Brooke	19	1	0	17	.059
15	Buchmann, Allie	19	0	0	17	.000
9	Okoro, Rachel	19	2	2	16	.125
5	Bailey, Jordan	15	1	0	11	.091
13	Hunt, Catey	19	3	1	10	.300
10	McHenry, Abbie	19	1	0	10	.100
11	Enriquez, Jenny	14	0	0	7	.000

##	Goals	GP	G	A	Pts	Shots
6	Robinson, Makayla	19	4	1	9	28
13	Hunt, Catey	19	3	1	7	10
2	Patterson, Izzy	19	3	0	6	35
8	Cook, Peyton	19	2	1	5	37
9	Okoro, Rachel	19	2	2	6	16
30	Kala, Brooke	19	1	0	2	17
27	Moore, Caroline	14	1	2	4	6
10	McHenry, Abbie	19	1	0	2	10
5	Bailey, Jordan	15	1	0	2	11

##	Shots On Goal	GP	G	A	Shots	Sog	Sog%
8	Cook, Peyton	19	2	1	37	20	.541
6	Robinson, Makayla	19	4	1	28	14	.500
2	Patterson, Izzy	19	3	0	35	13	.371
9	Okoro, Rachel	19	2	2	16	8	.500
13	Hunt, Catey	19	3	1	10	7	.700
15	Buchmann, Allie	19	0	0	17	6	.353
5	Bailey, Jordan	15	1	0	11	5	.455
30	Kala, Brooke	19	1	0	17	4	.235
14	Walters, Gwen	19	0	1	4	4	1.000
10	McHenry, Abbie	19	1	0	10	3	.300

##	Assists	GP	G	A	Pts	Shots
27	Moore, Caroline	14	1	2	4	6
9	Okoro, Rachel	19	2	2	6	16
13	Hunt, Catey	19	3	1	7	10
21	Prescod-Beckles, Nyeemah	5	0	1	1	3
6	Robinson, Makayla	19	4	1	9	28
3	Stinson, Joelle	19	0	1	1	4
8	Cook, Peyton	19	2	1	5	37
14	Walters, Gwen	19	0	1	1	4

## TEAM GAME-BY-GAME STATISTICS

Date	Opponent	Score	G	A	Pts	Sh	Sh%	Sog	Sog%	GW	GT	UA	OT	PK-Att	YC	RC	MIN
08/17/2023	at Austin Peay	2-1	2	2	6	10	.200	5	.500	1	0	-	0	0-0	0	0	118
08/24/2023	App State	0-2	0	0	0	2	.000	1	.500	0	0	-	0	0-0	2	0	117
08/27/2023	Western Caro.	2-1	2	1	5	14	.143	4	.286	1	0	-	0	0-0	0	0	142
08/31/2023	at Kentucky	0-4	0	0	0	2	.000	1	.500	0	0	-	0	0-0	2	0	114
09/03/2023	Murray St.	1-2	1	1	3	10	.100	6	.600	0	0	-	0	0-0	0	0	131
09/07/2023	at Indiana St.	1-1	1	0	2	10	.100	4	.400	0	0	-	0	0-0	1	0	115
09/09/2023	at UNI	1-3	1	0	2	9	.111	2	.222	0	0	-	0	0-0	1	0	110
09/14/2023	at Alabama A&M	2-1	2	1	5	20	.100	6	.300	1	0	-	0	1-1	0	0	116
09/17/2023	at Memphis	0-4	0	0	0	1	.000	0	.000	0	0	-	0	0-0	2	0	121
09/21/2023	at Morehead St.	0-2	0	0	0	6	.000	5	.833	0	0	-	0	0-0	1	0	113
09/24/2023	Little Rock	1-1	1	0	2	12	.083	4	.333	0	0	-	0	0-0	1	0	118
10/01/2023	Western Ill.	1-1	1	0	2	30	.033	8	.267	0	1	-	0	0-0	0	0	118
10/05/2023	at Lindenwood	3-0	3	3	9	16	.188	10	.625	1	0	-	0	0-1	1	0	115
10/08/2023	Eastern Ill.	1-0	1	0	2	22	.045	12	.545	1	0	-	0	1-1	1	0	118
10/12/2023	at Tennessee Tech	2-3	2	1	5	10	.200	8	.800	0	0	-	0	0-0	1	0	116
10/15/2023	Southern Ind.	1-1	1	1	3	20	.050	6	.300	0	0	-	0	0-0	0	0	112
10/19/2023	SIUE	0-0	0	0	0	9	.000	4	.444	0	0	-	0	0-0	0	0	107
10/22/2023	at Southeast Mo. St.	0-0	0	0	0	8	.000	5	.625	0	0	-	0	0-0	0	0	112
10/27/2023	vs Little Rock	0-1	0	0	0	3	.000	0	.000	0	0	-	0	0-0	1	0	121
<b>Totals</b>		<b>18-28</b>	<b>18</b>	<b>10</b>	<b>46</b>	<b>214</b>	<b>.084</b>	<b>91</b>	<b>.425</b>	<b>-</b>	<b>-</b>	<b>-</b>	<b>0</b>	<b>2-3</b>	<b>14</b>	<b>0</b>	<b>2234</b>
<b>Opponents</b>			<b>28</b>	<b>22</b>	<b>78</b>	<b>267</b>	<b>.105</b>	<b>116</b>	<b>.434</b>	<b>-</b>	<b>-</b>	<b>-</b>	<b>0</b>	<b>1-1</b>	<b>12</b>	<b>0</b>	<b>-</b>

## TEAM PER-GAME

Games played	Shots per game	Goals per game	Assists per game	Points per game
19	11.26	0.95	0.53	2.42





UT Martin (1-0-0) vs.  
Austin Peay (0-1-0)  
Date: 8/17/2023 • Attendance: 326

Pos ##	Player	Sh	SO	G	A	Fo	Min
gk 1	Poppy Bastock	-	-	-	-	-	90
mid 2	Izzy Patterson	3	1	-	-	1	85
fwd 6	Makayla Robinson	2	2	2	-	-	43
mid 10	Abbie McHenry	-	-	-	-	1	49
def 12	Parker Gelinias	-	-	-	-	1	71
def 13	Catey Hunt	-	-	-	-	1	89
mid 15	Allie Buchmann	2	1	-	-	-	67
def 20	Shayla Addington	-	-	-	-	-	82
fwd 21	Nyeemah Prescod-Bec...	-	-	-	1	1	48
def 24	Gretchen Marek	2	-	-	-	-	50
27	Caroline Moore	-	-	-	1	1	51
-- Substitutes --							
3	Joelle Stinson	-	-	-	-	-	40
5	Jordan Bailey	-	-	-	-	1	21
7	Maren Cain	-	-	-	-	1	3
8	Peyton Cook	1	1	-	-	1	47
9	Rachel Okoro	-	-	-	-	-	35
11	Jenny Enriquez	-	-	-	-	-	1
14	Gwen Walters	-	-	-	-	3	49
23	Ayja McCleary	-	-	-	-	1	15
30	Brooke Kala	-	-	-	-	1	54
Totals		10	5	2	2	14	

##	Goalkeepers	Dec	Min	GA	Saves
1	Poppy Bastock	W	90:00	1	7

Goals by period	1	2	Total
Skyhawks	1	1	2
Governors	1	0	1

Austin Peay	Pos ##	Player	Sh	SO	G	A	Fo	Min
gk 0	Katie Bahn	-	-	-	-	-	-	90
fwd 3	Ellie Dreas	1	-	-	-	1	75	
def 4	Carolyne Young	-	-	-	-	-	90	
fwd 6	Aniyah Mack	3	2	-	-	1	59	
def 11	Clara Heistermann	-	-	-	-	1	71	
mid 12	Alec Baumgardt	5	1	-	-	3	80	
mid 13	Hannah Zahn	-	-	-	-	-	69	
def 15	Mackenzie James	-	-	-	-	-	90	
fwd 22	Annelab Anderson	2	2	-	-	1	44	
def 25	Lindsey McMahon	1	1	-	-	-	90	
mid 33	Kasidy Schenk	1	1	1	-	-	80	
-- Substitutes --								
8	Hannah Wilson	-	-	-	-	-	10	
9	Alana Owens	-	-	-	-	-	25	
10	Olivia Prock	-	-	-	-	-	30	
14	Tori Case	2	1	-	-	-	66	
29	Ashtyn Ivey	-	-	-	-	-	21	
Totals		15	8	1	-	7		

##	Goalkeepers	Dec	Min	GA	Saves
0	Katie Bahn	L	90:00	2	3



App State (2-1-0) vs.  
UT Martin (1-1-0)  
Date: 8/25/2023 • Attendance: 239

App State	Pos ##	Player	Sh	SO	G	A	Fo	Min
gk 2	Kerry Eagleston	-	-	-	-	-	90	
fwd 4	Izzi Wood	5	2	1	-	2	62	
fwd 6	Stephanie Barbosa	1	1	1	-	2	61	
def 8	Shannon Studer	-	-	-	-	1	72	
mid 13	Hannah Löfmark	3	1	-	-	1	47	
mid 18	Olivia Simon	3	-	-	1	1	65	
def 22	Mumu Guisasaola	-	-	-	-	2	90	
mid 23	Felicia Erkenfeldt	-	-	-	-	-	44	
mid 24	Katie Fuller	1	1	-	-	-	67	
def 29	Kaitlyn Little	-	-	-	-	3	90	
def 33	Skyler Walk	-	-	-	-	1	90	
-- Substitutes --								
7	Gracie Giacchetto	-	-	-	-	1	28	
14	Aleesia Ambrosio	-	-	-	-	1	18	
15	Sarah Widderich	-	-	-	-	-	32	
16	Reagan Sturgill	2	1	-	-	-	36	
17	Lela Stark	2	-	-	1	-	52	
26	Marley Kahle	-	-	-	-	1	23	
27	Kaytan Kroboth	-	-	-	-	-	23	
Totals		17	6	2	2	16		

##	Goalkeepers	Dec	Min	GA	Saves
2	Kerry Eagleston	W	90:00	0	1

Goals by period	1	2	Total
Mountaineers	0	2	2
Skyhawks	0	0	0

UT Martin	Pos ##	Player	Sh	SO	G	A	Fo	Min
gk 1	Poppy Bastock	-	-	-	-	-	90	
mid 2	Izzy Patterson	-	-	-	-	1	74	
fwd 6	Makayla Robinson	-	-	-	-	-	43	
mid 10	Abbie McHenry	-	-	-	-	-	47	
def 13	Catey Hunt	1	-	-	-	-	90	
fwd 14	Gwen Walters	-	-	-	-	1	90	
mid 15	Allie Buchmann	-	-	-	-	1	72	
fwd 19	Caroline Moore	-	-	-	-	-	38	
def 20	Shayla Addington	-	-	-	-	1	90	
fwd 21	Nyeemah Prescod-Bec...	-	-	-	-	-	143	
def 44	Gretchen Marek	-	-	-	-	-	24	
-- Substitutes --								
3	Joelle Stinson	-	-	-	-	-	66	
5	Jordan Bailey	-	-	-	-	3	47	
7	Maren Cain	-	-	-	-	-	1	9
8	Peyton Cook	-	-	-	-	-	1	47
9	Rachel Okoro	1	1	-	-	-	2	43
11	Jenny Enriquez	-	-	-	-	-	2	12
17	Ayja McCleary	-	-	-	-	-	13	3
18	Ella Rucka	-	-	-	-	-	9	
30	Brooke Kala	-	-	-	-	-	43	
Totals		2	1	-	-	14		

##	Goalkeepers	Dec	Min	GA	Saves
1	Poppy Bastock	L	90:00	2	4



Western Carolina (2-1-1) vs.  
UT Martin (2-1-0)  
Date: 8/27/2023 • Attendance: 112

Western Carolina	Pos ##	Player	Sh	SO	G	A	Fo	Min
gk 1	Leanne Trudel	-	-	-	-	-	88	
def 3	Becca Campbell	-	-	-	-	-	88	
def 5	Abbie Wise	1	1	-	-	1	65	
fwd 7	Naya Marcil	2	1	1	-	1	72	
fwd 9	Maggie Lloyd	-	-	-	1	-	28	
fwd 12	Katelyn Galbraith	-	-	-	-	2	88	
def 14	Sarah Engen	-	-	-	-	-	88	
def 19	Alexis DeMarco	-	-	-	-	-	56	
mid 24	Ava Robitaille	3	-	-	-	3	56	
mid 29	Isabella DeMarco	2	-	-	-	1	56	
def 32	Malia Roberts	1	1	-	-	2	72	
-- Substitutes --								
2	Reagan Culver	-	-	-	-	1	12	
4	Kirsten Hahn	-	-	-	-	-	27	
6	Milla Syska	1	-	-	-	-	24	
11	Abbi Morrell	1	1	-	-	1	34	
13	Emma Soucy	-	-	-	-	-	21	
16	Paige McAr	-	-	-	-	-	25	
17	Abbie Lainhart	-	-	-	-	-	25	
22	Sophie Burchfield	-	-	-	-	-	14	
25	Naomi Campbell	1	-	-	-	-	13	
26	Christina Layton	1	-	-	-	1	20	
31	Maddie Lopez	-	-	-	-	-	10	
Totals		13	4	1	1	13		

##	Goalkeepers	Dec	Min	GA	Saves
1	Leanne Trudel	L	87:36	2	2

Goals by period	1	2	Total
Catamounts	0	1	1
Skyhawks	1	1	2

UT Martin	Pos ##	Player	Sh	SO	G	A	Fo	Min
gk 1	Poppy Bastock	-	-	-	-	-	88	
mid 2	Izzy Patterson	3	1	1	-	-	85	
fwd 6	Makayla Robinson	1	-	-	-	-	53	
mid 10	Abbie McHenry	-	-	-	-	1	51	
def 13	Catey Hunt	2	1	1	1	-	88	
fwd 14	Gwen Walters	-	-	-	-	-	88	
mid 15	Allie Buchmann	-	-	-	-	-	78	
fwd 19	Caroline Moore	-	-	-	-	1	41	
def 20	Shayla Addington	-	-	-	-	-	88	
fwd 21	Nyeemah Prescod-Bec...	1	-	-	-	-	141	
def 44	Gretchen Marek	-	-	-	-	-	43	
-- Substitutes --								
3	Joelle Stinson	-	-	-	-	-	47	
5	Jordan Bailey	1	-	-	-	-	32	
7	Maren Cain	-	-	-	-	-	17	
8	Peyton Cook	2	1	-	-	-	37	
9	Rachel Okoro	1	-	-	-	1	32	
11	Jenny Enriquez	1	1	-	-	-	17	
17	Ayja McCleary	1	-	-	-	-	12	
18	Ella Rucka	-	-	-	-	1	5	
30	Brooke Kala	1	-	-	-	1	39	
Totals		14	4	2	1	6		

##	Goalkeepers	Dec	Min	GA	Saves
1	Poppy Bastock	W	87:36	1	3



UT Martin (2-2-0) vs.  
Kentucky (3-0-1)  
Date: 8/31/2023 • Attendance: 725

UT Martin	Pos ##	Player	Sh	SO	G	A	Fo	Min
gk 1	Poppy Bastock	-	-	-	-	-	90	
mid 2	Izzy Patterson	1	-	-	-	2	72	
fwd 6	Makayla Robinson	-	-	-	-	-	45	
mid 10	Abbie McHenry	-	-	-	-	-	44	
def 13	Catey Hunt	-	-	-	-	-	90	
fwd 14	Gwen Walters	-	-	-	-	1	90	
mid 15	Allie Buchmann	1	1	-	-	1	78	
19	Caroline Moore	-	-	-	-	-	42	
def 20	Shayla Addington	-	-	-	-	-	90	
fwd 21	Nyeemah Prescod-Bec...	-	-	-	-	-	45	
def 44	Gretchen Marek	-	-	-	-	1	29	
-- Substitutes --								
3	Joelle Stinson	-	-	-	-	1	43	
5	Jordan Bailey	-	-	-	-	1	45	
7	Maren Cain	-	-	-	-	-	15	
8	Peyton Cook	-	-	-	-	1	45	
9	Rachel Okoro	-	-	-	-	2	13	
11	Jenny Enriquez	-	-	-	-	-	20	
17	Ayja McCleary	-	-	-	-	-	12	
18	Ella Rucka	-	-	-	-	-	18	
30	Brooke Kala	-	-	-	-	1	64	
Totals		2	1	-	-	11		

##	Goalkeepers	Dec	Min	GA	Saves
1	Poppy Bastock	L	90:00	4	5

Goals by period	1	2	Total
Skyhawks	0	0	0
Wildcats	1	3	4

Kentucky								
Pos	#	Player	Sh	SO	G	A	Fo	Min
mid	3	Anna Young	-	-	-	-	-	70
def	9	Maggy Henschler	3	1	-	-	-	79
mid	10	Tanner Strickland	2	2	-	-	3	70
def	12	Taya Hjorth	2	1	1	-	-	79
gk	17	Marz Josephson	-	-	-	-	-	90
mid	20	Ülfa Ülfaarsdóttir	2	-	-	-	-	67
def	24	Grace Philpotts	2	-	-	-	-	59
fwd	26	Maya Lacognato	2	-	-	1	1	63
mid	29	Sophia Caruso	-	-	-	-	-	70
fwd	30	Jordyn Rhodes	5	2	1	-	-	70
def	32	Grace Hoytink	-	-	-	-	1	59
-- Substitutes --								
5	Jadyn Rupnow	-	-	-	-	-	-	70
6	Kennedy Chambers	-	-	-	-	-	-	71
7	Mia Bookhard	3	2	1	1	-	-	16
8	Katelyn Fishnick	1	1	1	-	2	20	70
13	Annalise Cannada	-	-	-	-	-	-	70
19	Sydney Neira	-	-	-	-	-	-	70
23	Elia Kane	-	-	-	-	-	-	23
25	Claudia Najera	-	-	-	-	-	-	20
31	Sam Halligan	1	-	-	-	-	-	70
33	Maddie Eastman	-	-	-	-	-	-	15
35	Maria Castaldo	-	-	-	-	1	1	31
36	Lesley Kiesling	-	-	-	-	-	-	17
40	Payton Robertson	1	-	-	-	-	-	20
Totals			24	9	4	4	11	





Murray State (2-4-0) vs.  
UT Martin (2-3-0)  
Date: 9/3/2023 • Attendance: 357

#### Murray State

Pos ##	Player	Sh	SO	G	A	Fo	Min
def 4	Saraya Young	2	2	-	-	-	71
def 5	Reagan Tate	-	-	-	-	-	90
def 7	Morgan Bodker	-	-	-	-	-	90
def 8	Audrey Henry	-	-	-	1	-	90
mid 10	Mary Hardy	2	1	-	1	1	66
mid 11	Hailey Cole	4	2	1	-	-	67
def 15	Hannah Carter	-	-	-	-	2	77
fwd 16	Chloe Barnhouse	2	2	1	-	-	50
fwd 18	Sydney Etter	1	-	-	-	-	57
mid 24	Grace Bodker	-	-	-	1	-	79
gk 30	Jenna Villacres	-	-	-	-	-	90
-- Substitutes --							
9	Ava Roberson	-	-	-	-	-	36
13	Sami Wilson	2	1	-	-	-	26
19	Morgan Parker	-	-	-	-	1	11
21	Reyna Mijangos	1	-	-	-	-	8
22	Megan Jeremias	-	-	-	-	1	33
23	Tori Schrimpf	1	-	-	-	-	37
28	Kate Sturdy	-	-	-	-	-	13
Totals		15	8	2	3	5	

##	Goalkeepers	Dec	Min	GA	Saves
30	Jenna Villacres	W	90:00	1	5

Goals by period	1	2	Total
Racers	1	1	2
Skyhawks	0	1	1

#### UT Martin

Pos ##	Player	Sh	SO	G	A	Fo	Min
gk 1	Poppy Bastock	-	-	-	-	-	90
mid 2	Izzy Patterson	-	-	-	-	1	90
fwd 6	Makayla Robinson	3	2	1	-	-	52
mid 10	Abbie McHenry	1	1	-	-	-	22
def 13	Catey Hunt	-	-	-	-	-	90
fwd 14	Gwen Walters	-	-	-	-	-	89
mid 15	Allie Buchmann	1	1	-	2	86	
def 20	Shayla Addington	-	-	-	-	-	90
fwd 21	Nyeemah Prescod-Bec...	2	1	-	-	-	52
def 24	Gretchen Marek	1	-	-	-	-	26
fwd 27	Caroline Moore	-	-	-	-	-	22
-- Substitutes --							
3	Joelle Stinson	-	-	-	-	1	64
5	Jordan Bailey	1	-	-	-	1	38
7	Maren Cain	-	-	-	-	-	13
8	Peyton Cook	-	-	-	-	-	38
9	Rachel Okoro	1	1	-	1	3	39
11	Jenny Enriquez	-	-	-	-	-	20
18	Ella Rucka	-	-	-	-	-	1
30	Brooke Kala	-	-	-	-	-	68
Totals		10	6	1	1	8	

##	Goalkeepers	Dec	Min	GA	Saves
1	Poppy Bastock	L	90:00	2	6



Indiana State (0-5-1) vs.  
UT Martin (1-3-2)  
Date: 9/8/2022 • Attendance: 151

#### Indiana State

Pos ##	Player	Sh	SO	G	A	Fo	Min
gk 0	Tara Hoffman	-	-	-	-	-	90
mid 2	Alexa Mackey	-	-	-	-	1	52
mid 7	Carlie Jensen	1	-	-	-	2	64
def 8	Adelaide Wolfe	1	-	-	-	2	90
mid 10	Nora Henderson	2	2	-	-	-	43
def 11	Serra Hanrahan	1	-	-	-	-	43
def 17	Maddie Helling	-	-	-	-	-	47
def 18	Josie Bakaitis	2	1	-	-	-	90
mid 22	Caitlin Mullen	1	-	-	-	-	48
fwd 24	Mackenzie Kent	1	-	-	-	-	61
mid 54	Ella Gorrie	-	-	-	-	-	90
-- Substitutes --							
5	Celeste Wahlberg	4	2	-	-	-	65
12	Isabella Hunter	-	-	-	-	2	30
13	Audrey Stephens	1	1	-	-	-	19
14	Kloe Pettigrew	-	-	-	-	1	45
15	Chloe Tesny	1	-	-	-	-	52
19	Anna Holcombe	1	1	-	-	-	51
20	Sasha Thompson	-	-	-	-	-	10
Totals		16	7	-	-	8	

##	Goalkeepers	Dec	Min	GA	Saves
0	Tara Hoffman	L	90:00	2	6

Goals by period	1	2	Total
Sycamores	0	0	0
Skyhawks	1	1	2

#### UT Martin

Pos ##	Player	Sh	SO	G	A	Fo	Min
gk 1	Poppy Bastock	-	-	-	-	-	90
mid 2	Izzy Patterson	2	1	-	-	1	65
mid 4	Hannah Zahn	1	1	-	-	2	66
fwd 6	Makayla Robinson	3	2	-	1	1	62
def 7	Ryann Mushkin	-	-	-	-	-	76
fwd 8	Megan Drake	3	2	2	-	1	49
mid 10	Abbie McHenry	-	-	-	1	-	67
def 13	Catey Hunt	1	1	-	-	1	90
def 18	Lynette Hawkins	-	-	-	-	1	48
def 20	Shayla Addington	-	-	-	-	-	70
mid 30	Brooke Kala	1	-	-	-	3	79
-- Substitutes --							
9	Sophia Mankowski	1	-	-	-	1	8
14	Brooke Carroll	-	-	-	-	-	42
15	Allie Buchmann	-	-	-	-	-	26
16	Kira Wells	-	-	-	-	-	34
17	Alba Delgado	-	-	-	-	1	33
21	Nyeemah Prescod-Bec...	1	-	-	-	1	19
22	Emma Elliott	2	1	-	-	1	49
44	Lily Graham	-	-	-	-	-	17
Totals		15	8	2	2	14	

##	Goalkeepers	Dec	Min	GA	Saves
1	Poppy Bastock	W	90:00	0	7



UT Martin (2-4-1) vs.  
UNI (7-0-1)  
Date: 9/9/2023 • Attendance: 75

#### UT Martin

Pos ##	Player	Sh	SO	G	A	Fo	Min
gk 00	Andrea Wie	-	-	-	-	-	90
mid 2	Izzy Patterson	-	-	-	-	2	66
def 3	Joelle Stinson	1	-	-	-	1	76
fwd 5	Jordan Bailey	2	2	1	-	-	34
fwd 6	Makayla Robinson	1	-	-	-	1	51
mid 11	Jenny Enriquez	2	-	-	-	1	37
def 13	Catey Hunt	-	-	-	-	1	90
fwd 14	Gwen Walters	-	-	-	-	1	74
mid 15	Allie Buchmann	-	-	-	-	-	79
def 20	Shayla Addington	-	-	-	-	-	90
mid 30	Brooke Kala	-	-	-	-	-	77
-- Substitutes --							
7	Maren Cain	1	-	-	-	-	21
8	Peyton Cook	1	-	-	-	-	39
9	Rachel Okoro	1	-	-	-	-	35
10	Abbie McHenry	-	-	-	-	1	56
18	Ella Rucka	-	-	-	-	-	16
23	Ayja McCleary	-	-	-	-	-	26
24	Gretchen Marek	-	-	-	-	-	14
27	Caroline Moore	-	-	-	-	-	19
Totals		9	2	1	-	8	

##	Goalkeepers	Dec	Min	GA	Saves
00	Andrea Wie	L	90:00	3	6

Goals by period	1	2	Total
Skyhawks	0	1	1
Panthers	2	1	3

#### UNI

Pos ##	Player	Sh	SO	G	A	Fo	Min
gk 1	Caitlin Richards	-	-	-	-	-	90
def 3	Megan Bennington	-	-	-	-	-	72
mid 4	Denise Camarena	-	-	-	-	-	54
6	Caroline Hazen	-	-	-	-	1	56
fwd 9	Lauren Heinsch	2	2	1	-	-	54
12	Olivia Knoepfle	2	1	1	-	1	51
fwd 17	Ashley Harrington	2	1	-	-	1	63
def 18	Allison Groothuis	-	-	-	-	-	76
19	Sophia Balistreri	-	-	-	-	-	53
def 21	Rielly Chesna	2	1	-	-	-	90
mid 25	Maddie Eastus	3	3	1	-	-	71
-- Substitutes --							
2	Jaylie Hicklin	-	-	-	-	-	36
10	Marissa Gross	-	-	-	-	-	37
11	Sydney Burskey	-	-	-	-	-	8
13	Giselle Loza	-	-	-	-	-	25
14	Olivia Bohl	1	1	-	-	-	32
15	Payton Nolan	-	-	-	-	-	20
20	Makenzie Orr	-	-	-	-	1	34
22	Macy Smith	1	-	-	-	-	27
24	Camille Landphair	-	-	-	-	-	9
27	Morgan Barnette	-	-	-	-	-	32
Totals		13	9	3	2	2	

##	Goalkeepers	Dec	Min	GA	Saves
1	Caitlin Richards	W	90:00	1	1

UT Martin (3-4-1) vs.  
Alabama A&M (0-6-0)  
Date: 9/14/2023 • Attendance: 115

#### UT Martin

Pos ##	Player	Sh	SO	G	A	Fo	Min
gk 1	Poppy Bastock	-	-	-	-	-	81
mid 2	Izzy Patterson	3	2	-	-	1	90
def 3	Joelle Stinson	-	-	-	-	1	90
fwd 5	Jordan Bailey	2	1	-	-	-	53
fwd 6	Makayla Robinson	2	-	-	-	1	53
mid 10	Abbie McHenry	2	-	-	-	-	59
def 13	Catey Hunt	1	1	1	-	-	90
fwd 14	Gwen Walters	1	1	-	-	2	90
mid 15	Allie Buchmann	1	-	-	-	1	90
def 20	Shayla Addington	-	-	-	-	1	90
mid 30	Brooke Kala	3	-	-	-	1	55
-- Substitutes --							
00	Andrea Wie	-	-	-	-	-	9
8	Peyton Cook	1	-	-	-	-	37
9	Rachel Okoro	1	1	1	-	2	37
23	Ayja McCleary	1	-	-	-	-	35
27	Caroline Moore	2	-	-	1	-	31
Totals		20	6	2	1	10	

##	Goalkeepers	Dec	Min	GA	Saves
1	Poppy Bastock	W	81:31	1	7
00	Andrea Wie	◆	08:29	0	0

Goals by period	1	2	Total
Skyhawks	1	1	2
Bulldogs	0	1	1

#### Alabama A&M

Pos ##	Player	Sh	SO	G	A	Fo	Min
gk 0	Madalynn Tanksley	-	-	-	-	-	90
def 2	Méghane St-Cyr	1	-	-	-	1	90
mid 8	Jasmine Perez-Acosta	1	1	-	-	1	83
fwd 9	Isabelle Bernier	2	2	-	-	3	83
mid 13	Anouk Heyer	2	2	-	1	2	77
def 14	Daniela Marroquin	-	-	-	-	-	90
mid 17	Laniaya Del Valle	-	-	-	-	1	79
fwd 18	Ma'Kayla Prince	2	-	-	-	1	90
fwd 24	Chelsie Charles	3	-	-	-	1	75
def 28	Victoria Mealing	1	1	1	-	-	83
def 30	Phoenix Caesar	1	1	-	-	-	64
-- Substitutes --							
3	Koreyon Parker	-	-	-	-	-	7
4	Leah Massiah	-	-	-	-	-	13
15	Unique Ward	-	-	-	-	-	14
22	Luzmila Moreira	-	-	-	-	-	16
23	Keydine Celeste	1	1	-	-	-	10
31	Samia Haynes	-	-	-	-	-	7
32	Sydney Jones	-	-	-	-	-	4
33	Amelia Barber	-	-	-	-	-	1
34	Jariah Bolden	-	-	-	-	-	1





UT Martin (3-5-1) vs.  
Memphis (7-1-0)  
Date: 9/18/2023 • Attendance: 347

Pos ##	Player	Sh	SO	G	A	Fo	Min
gk 1	Poppy Bastock	-	-	-	-	-	68
mid 2	Izzy Patterson	-	-	-	-	3	72
def 3	Joelle Stinson	-	-	-	-	-	66
fwd 5	Jordan Bailey	-	-	-	-	2	61
fwd 6	Makayla Robinson	-	-	-	-	2	61
8	Peyton Cook	-	-	-	-	-	66
def 13	Catey Hunt	-	-	-	-	1	90
fwd 14	Gwen Walters	-	-	-	-	1	83
mid 15	Allie Buchmann	-	-	-	-	-	69
def 20	Shayla Addington	-	-	-	-	-	88
mid 30	Brooke Kala	-	-	-	-	1	55
-- Substitutes --							
00	Andrea Wie	-	-	-	-	-	22
7	Maren Cain	-	-	-	-	1	24
9	Rachel Okoro	-	-	-	-	-	29
10	Abbie McHenry	-	-	-	-	-	24
11	Jenny Enriquez	-	-	-	-	-	12
17	Ayja McCleary	-	-	-	-	-	16
18	Ella Rucka	-	-	-	-	-	17
19	Caroline Moore	1	-	-	-	-	17
44	Gretchen Marek	-	-	-	-	-	31
99	Malaesha Liddell	-	-	-	-	-	19
Totals		1	-	-	-	-	11

##	Goalkeepers	Dec	Min	GA	Saves
1	Poppy Bastock	L	67:35	4	6
00	Andrea Wie	◆	22:25	0	1

Goals by period	1	2	Total
Skyhawks	0	0	0
Tigers	2	2	4

Memphis							
Pos ##	Player	Sh	SO	G	A	Fo	Min
mid 2	Grace Stordy	-	-	-	1	1	83
fwd 3	Anna Hauer	3	2	-	-	-	55
mid 6	Momo Nakao	1	1	1	-	-	65
mid 9	Mya Jones	6	3	-	1	-	68
mid 10	Izzy Monck	1	-	-	-	-	68
mid 11	Saoria Miller	1	1	1	-	1	63
def 12	Sarah Hagg	1	-	-	-	1	90
mid 21	Anne-Valerie Seto	-	-	-	-	2	68
gk 22	Claire Wyville	-	-	-	-	-	90
def 24	Haylee Spray	-	-	-	-	-	74
mid 25	Finley Lavin	1	1	-	-	1	78
-- Substitutes --							
4	Ashley Henderson	-	-	-	-	2	18
5	Macee McKenna	-	-	-	-	-	7
7	Shae Taylor	-	-	-	-	-	16
8	Gabriela MacFarlane	-	-	-	-	-	7
14	Zoe May	-	-	-	-	-	16
15	Sarah Granno	-	-	-	-	1	16
16	Yui Suetsugu	1	1	1	-	-	35
17	Delaney Tellex	1	1	-	-	-	19
20	Honoka Hamano	1	-	-	-	-	27
28	Lilly Huber	-	-	-	-	1	27
TM	TEAM	-	-	1	-	-	-
Totals		17	10	4	2	10	

##	Goalkeepers	Dec	Min	GA	Saves
22	Claire Wyville	W	90:00	0	0



UT Martin (3-6-1, 0-1-0) vs.  
Morehead State (3-4-3, 2-0-0)  
Date: 9/21/2023 • Attendance: 150

UT Martin							
Pos ##	Player	Sh	SO	G	A	Fo	Min
gk 1	Poppy Bastock	-	-	-	-	-	90
mid 2	Izzy Patterson	-	-	-	-	-	90
def 3	Joelle Stinson	-	-	-	-	-	90
fwd 5	Jordan Bailey	-	-	-	-	1	71
fwd 6	Makayla Robinson	1	1	-	-	-	71
fwd 8	Peyton Cook	3	2	-	-	2	77
def 13	Catey Hunt	-	-	-	-	-	90
fwd 14	Gwen Walters	-	-	-	-	1	90
mid 15	Allie Buchmann	1	1	-	-	1	59
def 20	Shayla Addington	-	-	-	-	-	90
mid 30	Brooke Kala	1	1	-	-	1	53
-- Substitutes --							
7	Maren Cain	-	-	-	-	1	19
9	Rachel Okoro	-	-	-	-	1	19
10	Abbie McHenry	-	-	-	-	-	53
23	Ayja McCleary	-	-	-	-	-	15
27	Caroline Moore	-	-	-	-	-	13
Totals		6	5	-	-	8	

##	Goalkeepers	Dec	Min	GA	Saves
1	Poppy Bastock	L	90:00	2	1

Goals by period	1	2	Total
UTM	0	0	0
MOR	1	1	2

Pos ##	Player	Sh	SO	G	A	Fo	Min
gk 0	Erin Gibbs	-	-	-	-	-	90
fwd 2	Nicole Fiantaco	1	-	-	-	3	75
def 5	Anna Lohrer	-	-	-	-	-	90
fwd 10	Kate Larbes	1	1	-	-	1	76
fwd 11	Hedda Ornberg	-	-	-	-	-	62
def 12	Hannah Burke	-	-	-	-	1	80
mid 13	Chelsea Elmore	-	-	-	-	-	56
fwd 19	Colleen Swift	1	-	-	-	1	83
def 22	Sarah Falorn	1	1	1	-	-	90
mid 26	Michelle Hochstadt	-	-	-	-	-	64
mid 33	Avery Redmon	-	-	-	-	4	90
-- Substitutes --							
3	Erin Fite	2	-	-	1	-	53
8	Sidney Palla	1	1	1	-	-	24
16	Mary Trudeau	-	-	-	-	-	5
21	Madison Feldhaus	-	-	-	-	1	44
23	Sejla Podzic	1	-	-	-	-	8
Totals		9	3	2	2	10	

##	Goalkeepers	Dec	Min	GA	Saves
0	Erin Gibbs	W	90:00	0	5



Little Rock (3-2-6, 0-1-2) vs.  
UT Martin (3-6-2, 0-1-1)  
Date: 9/24/2023 • Attendance: 113

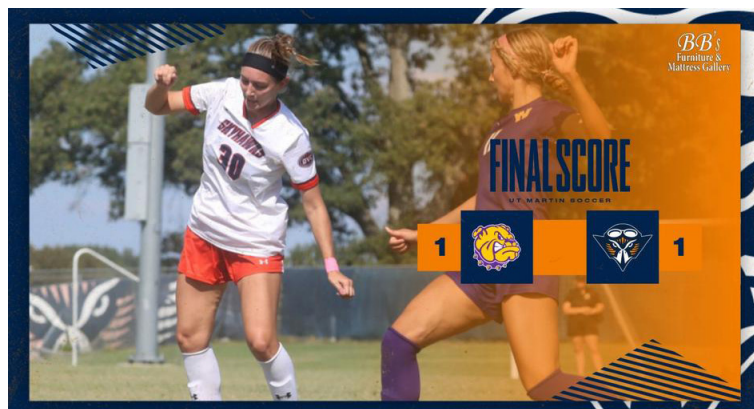
Pos ##	Player	Sh	SO	G	A	Fo	Min
def 3	Colleen Gilliland	-	-	-	-	-	71
def 5	Sanaa Williams	-	-	-	-	1	68
mid 6	Serenity Thake	-	-	-	-	-	84
fwd 10	Bronte Peel	2	-	-	-	-	78
mid 15	Amaya Arias	2	1	-	-	1	90
fwd 16	Karina De Paoli	-	-	-	-	-	68
def 17	Abbie Smith	3	2	-	-	1	74
def 18	Carmyn Jacobs	-	-	-	-	-	71
def 20	Mykena Turner	5	3	1	-	-	90
mid 22	Kaitlin Graeber	-	-	-	-	-	90
gk 30	Peyton Urban	-	-	-	-	-	45
-- Substitutes --							
1	Marie Cimatti	-	-	-	-	-	45
8	Cameron Barreiro	-	-	-	-	-	19
9	Candice Kilderry	-	-	-	-	1	13
11	Madison Eisner	-	-	-	-	1	6
13	Emily Jensen	-	-	-	-	1	40
19	Megan Rogan	-	-	-	-	-	19
25	Kendra Brown	-	-	-	-	-	19
Totals		12	6	1	-	6	

##	Goalkeepers	Dec	Min	GA	Saves
30	Peyton Urban	◆	45:00	0	2
1	Marie Cimatti	T	45:00	1	1

Goals by period	1	2	Total
Trojans	0	1	1
Skyhawks	0	1	1

Pos ##	Player	Sh	SO	G	A	Fo	Min
gk 1	Poppy Bastock	-	-	-	-	-	90
mid 2	Izzy Patterson	3	-	-	-	5	90
def 3	Joelle Stinson	-	-	-	-	1	90
fwd 5	Jordan Bailey	2	-	-	-	-	53
fwd 6	Makayla Robinson	1	1	-	-	1	68
fwd 8	Peyton Cook	4	2	1	-	-	67
def 13	Catey Hunt	-	-	-	-	1	90
fwd 14	Gwen Walters	-	-	-	-	1	90
mid 15	Allie Buchmann	-	-	-	-	-	84
def 20	Shayla Addington	-	-	-	-	-	90
mid 30	Brooke Kala	-	-	-	-	1	45
-- Substitutes --							
7	Maren Cain	1	1	-	-	-	12
9	Rachel Okoro	1	-	-	-	-	31
10	Abbie McHenry	-	-	-	-	-	25
11	Jenny Enriquez	-	-	-	-	-	16
18	Ella Rucka	-	-	-	-	-	1
23	Ayja McCleary	-	-	-	-	-	26
27	Caroline Moore	-	-	-	-	-	22
Totals		12	4	1	-	10	

##	Goalkeepers	Dec	Min	GA	Saves
1	Poppy Bastock	T	90:00	1	5



Western Ill. (2-4-4, 0-0-3) vs.  
UT Martin (3-6-3, 0-1-2)  
Date: 10/1/2023 • Attendance: 132

Pos ##	Player	Sh	SO	G	A	Fo	Min
gk 0	Isabel Navas Rodriguez	-	-	-	-	-	90
mid 5	Sydney Sagal	-	-	-	-	-	50
fwd 11	Emmy Ellington	-	-	-	-	1	90
mid 14	Alanna Pennington	1	1	-	-	-	57
mid 17	Hana Daoudi	1	1	-	-	-	74
mid 19	Sachiko Garmo	-	-	-	-	-	67
mid 24	Malerie Rohweder	1	-	-	-	-	73
def 25	Ali Matthews	-	-	-	-	1	80
26	Claire Brown	-	-	-	-	-	35
fwd 28	Kelsi McThenia	1	1	-	-	-	45
def 31	Rita Moran	-	-	-	-	-	70
-- Substitutes --							
3	Audrey Narine	-	-	-	-	-	17
4	Emily Martins	-	-	-	-	1	24
6	Samantha Claesson	-	-	-	-	-	40
8	Maddie Hasken	-	-	-	1	-	3
9	Rachel Balnao	1	-	-	-	-	45
10	Kayla Turner	4	1	1	-	-	39
12	Sarah De Gannes	1	1	-	-	-	52
13	Janelle Minor	-	-	-	-	-	17
23	Karoline Gray	-	-	-	-	-	22
Totals		10	5	1	1	3	

##	Goalkeepers	Dec	Min	GA	Saves
0	Isabel Navas Rodriguez	T	90:00	1	7

Goals by period	1	2	Total
Leathernecks	1	0	1
Skyhawks	0	1	1

Pos ##	Player	Sh	SO	G	A	Fo	Min
gk 1	Poppy Bastock	-	-	-	-	-	90
mid 2	Izzy Patterson	2	1	-	-	-	84
def 3	Joelle Stinson	-	-	-	-	-	81
fwd 5	Jordan Bailey	2	1	-	-	-	18
fwd 6	Makayla Robinson	1	-	-	-	3	63
fwd 8	Peyton Cook	5	1	-	-	-	64
def 13	Catey Hunt	1	-	-	-	-	90
fwd 14	Gwen Walters	1	1	-	-	1	90
mid 15	Allie Buchmann	4	1	-	-	-	76
def 20	Shayla Addington	-	-	-	-	-	90
mid 30	Brooke Kala	7	3	1	-	1	71
-- Substitutes --							
9	Rachel Okoro	3	-	-	-	1	40
10	Abbie McHenry	1	-	-	-	-	22
11	Jenny Enriquez	2	-	-	-	-	53
17	Malaesha Liddell	-	-	-	-	-	3
18	Ella Rucka	1	-	-	-	-	6
23	Ayja McCleary	-	-	-	-	1	19
44	Gretchen Marek	-	-	-	-	-	9
27	Caroline Moore	-	-	-	-	-	21
Totals		30	8	1	-	8	





UT Martin (4-6-3, 1-1-2) vs.  
Lindenwood (3-9-1, 1-4-0)  
Date: 10/6/2023 • Attendance: 233

Pos ##	Player	Sh	SO	G	A	Fo	Min
gk 1	Poppy Bastock	-	-	-	-	-	90
mid 2	Izzy Patterson	5	2	1	-	1	80
def 3	Joelle Stinson	-	-	-	-	2	84
fwd 6	Makayla Robinson	1	1	-	1	-	79
fwd 8	Peyton Cook	3	3	1	-	1	78
mid 10	Abbie McHenry	2	1	1	-	-	44
def 13	Catey Hunt	1	1	-	-	2	90
fwd 14	Gwen Walters	-	-	-	1	-	90
mid 15	Allie Buchmann	-	-	-	-	3	90
def 20	Shayla Addington	-	-	-	-	2	90
mid 30	Brooke Kala	1	-	-	-	-	72
-- Substitutes --							
4	Olivia Magnusson	-	-	-	-	-	3
9	Rachel Okoro	2	1	-	1	1	34
11	Jenny Enriquez	1	1	-	-	-	17
17	Malaesha Liddell	-	-	-	-	-	3
18	Ella Rucka	-	-	-	-	-	11
23	Ayja McCleary	-	-	-	-	-	18
24	Gretchen Marek	-	-	-	-	-	6
27	Caroline Moore	-	-	-	-	-	11
Totals		16	10	3	3	12	

##	Goalkeepers	Dec	Min	GA	Saves
1	Poppy Bastock	W	90:00	0	2
TM	TEAM				1

Goals by period	1	2	Total
Skyhawks	2	1	3
Lions	0	0	0

Pos ##	Player	Sh	SO	G	A	Fo	Min
gk 1	Jordan Hollingsworth	-	-	-	-	-	90
fwd 2	Lily Sutter	1	1	-	-	1	76
fwd 7	Georgia Pardalos	2	1	-	-	-	62
mid 8	Peyton Hatfield	-	-	-	-	-	77
fwd 9	Maggie Weller	-	-	-	-	-	62
mid 11	Eyglo Thorsteinsdottir	-	-	-	-	1	67
def 12	Anna Johnson	3	-	-	-	2	69
mid 15	Mattie Ohlsen	-	-	-	-	1	66
fwd 19	Reece Ward	-	-	-	-	1	45
def 20	Hannah Scholer	-	-	-	-	-	79
fwd 24	Faith Montandon	1	-	-	-	-	84
-- Substitutes --							
3	Kamryn Ealey	1	1	-	-	-	39
5	Mia Corrigan	-	-	-	-	-	29
13	Alex Chapman	-	-	-	-	-	21
14	Allison Schrumf	-	-	-	-	-	23
17	Lauren Tyson	-	-	-	-	-	21
18	Peyton Ganz	-	-	-	-	-	45
21	Ashton Soots	-	-	-	-	-	6
22	Ella McAleenan	-	-	-	-	-	11
23	Karleigh Daniels	-	-	-	-	-	8
25	Bria Weirman	-	-	-	-	-	4
26	Lauren Sanders	-	-	-	-	-	6
Totals		8	3	-	-	6	

##	Goalkeepers	Dec	Min	GA	Saves
1	Jordan Hollingsworth	L	90:00	3	7



Eastern Illinois (2-7-3, 1-3-1) vs.  
UT Martin (5-6-3, 2-1-2)  
Date: 10/8/2023 • Attendance: 219

Pos ##	Player	Sh	SO	G	A	Fo	Min
gk 1	Ella Kratochvil	-	-	-	-	-	90
fwd 6	Abby Reinl	-	-	-	-	1	51
fwd 7	Carys Grieve	2	-	-	-	-	52
def 8	Espi Logan	1	-	-	-	-	90
fwd 9	Serra Pizano	1	1	-	-	2	61
def 10	Elisa Solis	-	-	-	-	-	13
mid 11	Kate Germano	-	-	-	-	2	73
mid 19	Avery Richardson	1	1	-	-	1	90
mid 20	Ella Onstott	-	-	-	-	1	62
mid 24	Cam Korhom	2	1	-	-	1	80
fwd 31	Zenaya Barnes	1	-	-	-	-	41
-- Substitutes --							
4	Cam Lummus	1	-	-	-	-	38
12	Ava Hensley	1	-	-	-	2	38
17	Brooklyn Greene	-	-	-	-	-	29
18	Morgan Rinker	-	-	-	-	-	77
22	Alex Tetteh	-	-	-	-	2	38
23	Kya Trejo	2	1	-	-	-	39
26	Kayla Green	-	-	-	-	-	11
28	Liz Galvin	-	-	-	-	-	17
Totals		12	4	-	-	12	

##	Goalkeepers	Dec	Min	GA	Saves
1	Ella Kratochvil	L	90:00	1	11

Goals by period	1	2	Total
Panthers	0	0	0
Skyhawks	0	1	1

Pos ##	Player	Sh	SO	G	A	Fo	Min
gk 1	Poppy Bastock	-	-	-	-	-	90
mid 2	Izzy Patterson	3	2	-	-	-	90
def 3	Joelle Stinson	2	-	-	-	1	90
fwd 6	Makayla Robinson	2	1	-	-	1	80
fwd 8	Peyton Cook	7	3	-	-	1	83
mid 10	Abbie McHenry	1	1	-	-	2	45
def 13	Catey Hunt	2	2	1	-	3	90
fwd 14	Gwen Walters	2	2	-	-	-	90
mid 15	Allie Buchmann	3	1	-	-	4	90
def 20	Shayla Addington	-	-	-	-	1	90
mid 30	Brooke Kala	-	-	-	-	1	87
-- Substitutes --							
9	Rachel Okoro	-	-	-	-	-	30
11	Jenny Enriquez	-	-	-	-	-	11
18	Ella Rucka	-	-	-	-	-	5
23	Ayja McCleary	-	-	-	-	-	6
27	Caroline Moore	-	-	-	-	-	13
Totals		22	12	1	-	14	

##	Goalkeepers	Dec	Min	GA	Saves
1	Poppy Bastock	W	90:00	0	4



UT Martin (5-7-3, 2-2-2) vs.  
Tennessee Tech (6-4-4, 5-0-1)  
Date: 10/13/2023 • Attendance: 347

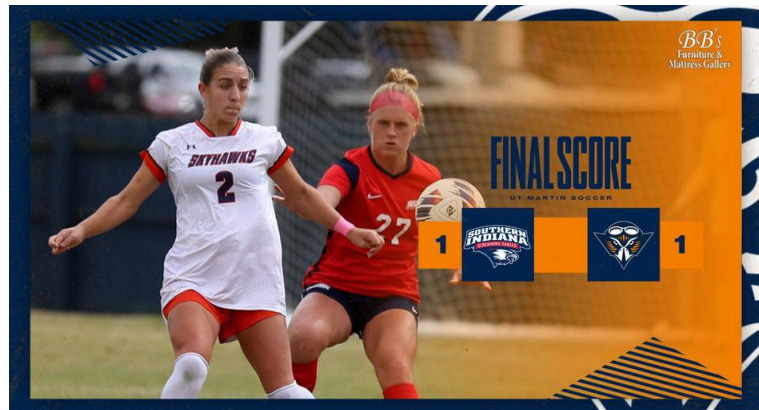
Pos ##	Player	Sh	SO	G	A	Fo	Min
gk 1	Poppy Bastock	-	-	-	-	-	90
mid 2	Izzy Patterson	2	-	-	-	1	90
def 3	Joelle Stinson	-	-	-	-	1	73
fwd 6	Makayla Robinson	2	2	1	-	-	88
fwd 8	Peyton Cook	4	4	-	1	3	80
mid 10	Abbie McHenry	-	-	-	-	-	51
def 13	Catey Hunt	1	1	-	-	-	90
fwd 14	Gwen Walters	-	-	-	-	-	90
mid 15	Allie Buchmann	-	-	-	-	-	90
def 20	Shayla Addington	-	-	-	-	-	90
mid 30	Brooke Kala	-	-	-	-	-	86
-- Substitutes --							
9	Rachel Okoro	1	1	1	-	2	33
11	Jenny Enriquez	-	-	-	-	-	2
18	Ella Rucka	-	-	-	-	-	21
23	Ayja McCleary	-	-	-	-	-	10
24	Gretchen Marek	-	-	-	-	-	6
Totals		10	8	2	1	7	

##	Goalkeepers	Dec	Min	GA	Saves
1	Poppy Bastock	L	90:00	3	10

Goals by period	1	2	Total
Skyhawks	0	2	2
Golden Eagles	0	3	3

Pos ##	Player	Sh	SO	G	A	Fo	Min
gk 0	Maggie Conrad	-	-	-	-	-	90
fwd 6	Katie Toney	6	-	-	-	-	85
fwd 7	Neve Renwick	10	4	-	1	-	82
fwd 10	Yao Giada Zhou	5	3	2	-	1	90
def 11	Sami Cullum	-	-	-	1	3	90
def 12	Macy Carter	-	-	-	-	-	90
def 15	Abigail Davis	-	-	-	-	-	90
def 17	Selma Askildsen	2	2	-	-	-	90
fwd 19	Bailey Taylor	4	1	1	-	-	75
mid 20	Meredith Nye	2	2	-	-	-	90
mid 28	Melina Hamm	1	1	-	1	-	90
-- Substitutes --							
3	Ashley Wood	1	-	-	-	-	13
23	Taylor Clark	-	-	-	-	-	15
Totals		31	13	3	3	4	

##	Goalkeepers	Dec	Min	GA	Saves
0	Maggie Conrad	W	90:00	2	6



Southern Ind. (4-6-6, 3-1-3) vs.  
UT Martin (5-7-4, 2-2-3)  
Date: 10/15/2023 • Attendance: 132

Pos ##	Player	Sh	SO	G	A	Fo	Min
gk 00	Anna Markland	-	-	-	-	-	90
mid 2	Emma Thurston	2	-	-	-	-	75
mid 9	Pilar Torres	2	-	-	-	-	71
def 10	Charli Grafton	-	-	-	-	-	90
11	Paige Vanek	3	2	-	-	1	58
mid 12	Avery Schone	-	-	-	1	-	58
fwd 15	Alexis Schone	2	1	-	-	1	86
mid 17	Peyton Murphy	4	-	-	-	2	88
def 20	Brynn Quick	-	-	-	-	-	43
mid 21	Greta Ohlwein	4	1	1	-	-	63
def 27	Abby Rhoutsong	-	-	-	-	-	90
-- Substitutes --							
3	Shy Iles	-	-	-	-	-	7
4	Kerigan Kivisto	-	-	-	-	-	11
13	Lydia Bordfield	2	1	-	-	2	47
14	Grace Bamber	1	1	-	-	2	32
18	Payton Seymour	-	-	-	-	-	12
25	Dylan Truscott	-	-	-	-	-	4
30	Kamryn Bea	-	-	-	-	-	47
31	Natalie Rudman	-	-	-	-	-	9
33	Deklan Larring	1	-	-	-	-	9
Totals		21	6	1	1	8	

##	Goalkeepers	Dec	Min	GA	Saves
00	Anna Markland	T	90:00	1	5

Goals by period	1	2	Total
Screaming Eagles	0	1	1
Skyhawks	1	0	1

Pos ##	Player	Sh	SO	G	A	Fo	Min
gk 00	Andrea Wie	-	-	-	-	-	68
mid 2	Izzy Patterson	9	3	1	-	1	90
def 3	Joelle Stinson	-	-	-	1	2	90
fwd 6	Makayla Robinson	3	-	-	-	-	83
fwd 8	Peyton Cook	2	1	-	-	-	62
mid 10	Abbie McHenry	-	-	-	-	1	70
def 13	Catey Hunt	1	1	-	-	-	90
fwd 14	Gwen Walters	-	-	-	-	-	90
mid 15	Allie Buchmann	2	-	-	-	-	90
def 20	Shayla Addington	1	-	-	-	-	90
mid 30	Brooke Kala	1	-	-	-	-	90
-- Substitutes --							
1	Poppy Bastock	-	-	-	-	-	22
9	Rachel Okoro	1	1	-	-	3	30
11	Jenny Enriquez	-	-	-	-	-	7
18	Ella Rucka	-	-	-	-	-	18
Totals		20	6	1	1	7	

##	Goalkeepers	Dec	Min	GA	Saves
00	Andrea Wie	T	67:21	1	4
1	Poppy Bastock	◆	22:39	0	1





SIUE (5-5-5, 3-1-4) vs.  
UT Martin (5-7-5, 2-2-4)  
Date: 10/20/2023 • Attendance: 581

SIUE								
Pos ##	Player	Sh	SO	G	A	Fo	Min	
gk 00	Taylor Spiller	-	-	-	-	-	90	
mid 4	Aleah Minehart	2	-	-	-	-	53	
def 6	Kelsey Kehoe	1	-	-	-	-	90	
mid 7	Kasey Neidhardt	1	-	-	-	-	74	
def 10	Taylor Babb	-	-	-	-	1	90	
mid 15	Matea Diekema	3	-	-	-	-	90	
mid 19	Taryn Moore	1	-	-	-	1	55	
mid 20	Sidney Christopher	3	-	-	-	1	74	
def 23	Mackenzie Hayes	-	-	-	-	1	38	
mid 24	Grace Ferguson	-	-	-	-	-	77	
def 26	Mary Fetter	-	-	-	-	-	78	
-- Substitutes --								
2	Maddie Clark	-	-	-	-	-	9	
3	Kaitlyn Nichols	-	-	-	-	1	48	
5	Jay Viola	1	-	-	-	-	28	
9	Savannah DeFini	-	-	-	-	-	39	
11	Mary Wessel	-	-	-	-	-	8	
13	Macie Begley	1	-	-	-	-	37	
18	Allie Fishering	-	-	-	-	2	12	
Totals		13	-	-	-	-	7	

##	Goalkeepers	Dec	Min	GA	Saves
00	Taylor Spiller	T	90:00	0	4

Goals by period	1	2	Total
Cougars	0	0	0
Skyhawks	0	0	0

UT Martin								
Pos ##	Player	Sh	SO	G	A	Fo	Min	
gk 1	Poppy Bastock	-	-	-	-	-	90	
mid 2	Izzy Patterson	1	1	-	-	-	90	
def 3	Joelle Stinson	1	1	-	-	3	90	
fwd 6	Makayla Robinson	1	-	-	-	-	90	
fwd 8	Peyton Cook	2	1	-	-	-	77	
mid 10	Abbie McHenry	1	-	-	-	-	40	
def 13	Catey Hunt	-	-	-	-	-	90	
fwd 14	Gwen Walters	-	-	-	-	3	90	
mid 15	Allie Buchmann	-	-	-	-	-	90	
def 20	Shayla Addington	-	-	-	-	-	90	
mid 30	Brooke Kala	1	-	-	-	-	90	
-- Substitutes --								
5	Jordan Bailey	1	1	-	-	1	36	
9	Rachel Okoro	1	-	-	-	2	27	
Totals		9	4	-	-	9		

##	Goalkeepers	Dec	Min	GA	Saves
1	Poppy Bastock	T	90:00	0	0



UT Martin (5-7-6, 2-2-5) vs.  
Southeast Mo. St. (6-5-5, 2-3-4)  
Date: 10/22/2023 • Attendance: 240

UT Martin								
Pos ##	Player	Sh	SO	G	A	Fo	Min	
gk 1	Poppy Bastock	-	-	-	-	-	90	
mid 2	Izzy Patterson	-	-	-	-	-	90	
def 3	Joelle Stinson	-	-	-	-	-	90	
fwd 6	Makayla Robinson	5	3	-	-	1	81	
fwd 8	Peyton Cook	1	1	-	-	-	76	
mid 10	Abbie McHenry	1	-	-	-	-	41	
def 13	Catey Hunt	-	-	-	-	2	90	
fwd 14	Gwen Walters	-	-	-	-	1	90	
mid 15	Allie Buchmann	-	-	-	-	1	90	
def 20	Shayla Addington	-	-	-	-	-	90	
mid 30	Brooke Kala	-	-	-	-	2	90	
-- Substitutes --								
5	Jordan Bailey	-	-	-	-	2	49	
9	Rachel Okoro	1	1	-	-	1	23	
Totals		8	5	-	-	10		

##	Goalkeepers	Dec	Min	GA	Saves
1	Poppy Bastock	T	90:00	0	3

Goals by period	1	2	Total
Skyhawks	0	0	0
Redhawks	0	0	0

Southeast Mo. St.								
Pos ##	Player	Sh	SO	G	A	Fo	Min	
gk 0	Sophia Elfrink	-	-	-	-	-	90	
mid 6	Emma Brune	1	1	-	-	3	90	
mid 10	Faith Liljegren	1	1	-	-	1	61	
fwd 11	Kiana Khedoo	1	1	-	-	2	54	
mid 12	Justi Nelson	-	-	-	-	3	78	
fwd 14	Megan Heisserer	-	-	-	-	-	55	
def 16	Alayna Jakul	-	-	-	-	1	90	
def 19	Maddie Paulson	-	-	-	-	1	90	
mid 21	Elizabeth Rater	-	-	-	-	1	73	
mid 22	Zoe Houston	-	-	-	-	-	90	
def 27	Natalie Jackson	-	-	-	-	-	90	
-- Substitutes --								
5	Katelyn Miller	-	-	-	-	1	29	
9	Cayla Koerner	-	-	-	-	-	36	
13	Emily Baker	-	-	-	-	-	33	
15	Melissa Kubin	1	-	-	-	-	31	
Totals		4	3	-	-	13		

##	Goalkeepers	Dec	Min	GA	Saves
0	Sophia Elfrink	T	90:00	0	5



Little Rock (6-5-8) vs.  
UT Martin (5-8-6)  
Date: 10/27/2023 • Attendance: 125

Little Rock								
Pos ##	Player	Sh	SO	G	A	Fo	Min	
def 3	Colleen Gilliland	-	-	-	-	-	90	
def 5	Sanaa Williams	1	1	-	-	-	90	
mid 6	Serenity Thake	-	-	-	-	-	74	
fwd 10	Bronte Peel	4	1	-	-	2	68	
mid 15	Amaya Arias	3	1	-	-	5	87	
fwd 16	Karina De Paoli	1	-	-	-	2	66	
def 17	Abbie Smith	1	-	-	-	2	84	
def 18	Camryn Jacobs	-	-	-	-	-	78	
def 20	Mykena Turner	1	1	1	-	-	90	
mid 22	Kaitlin Graeber	-	-	-	-	-	90	
gk 30	Peyton Urban	-	-	-	-	-	90	
-- Substitutes --								
9	Candice Kilderry	-	-	-	-	-	24	
11	Madison Eisner	1	1	-	-	2	28	
19	Megan Rogan	-	-	-	-	-	22	
24	Addison Yinger	-	-	-	-	-	10	
Totals		12	5	1	-	13		


##	Goalkeepers	Dec	Min	GA	Saves
30	Peyton Urban	W	90:00	0	0

Goals by period	1	2	Total
LR	1	0	1
UTM	0	0	0

UT Martin								
Pos ##	Player	Sh	SO	G	A	Fo	Min	
gk 1	Poppy Bastock	-	-	-	-	-	45	
mid 2	Izzy Patterson	-	-	-	-	-	90	
def 3	Joelle Stinson	-	-	-	-	-	67	
fwd 6	Makayla Robinson	-	-	-	-	3	90	
fwd 8	Peyton Cook	-	-	-	-	4	81	
mid 10	Abbie McHenry	1	-	-	-	1	41	
def 13	Catey Hunt	-	-	-	-	1	90	
fwd 14	Gwen Walters	-	-	-	-	2	90	
mid 15	Allie Buchmann	-	-	-	-	-	90	
def 20	Shayla Addington	-	-	-	-	-	90	
mid 30	Brooke Kala	2	-	-	-	1	83	
-- Substitutes --								
0	Jordyn Riffle	-	-	-	-	-	45	
5	Jordan Bailey	-	-	-	-	1	49	
9	Rachel Okoro	-	-	-	-	1	16	
18	Ella Rucka	-	-	-	-	-	23	
Totals		3	-	-	-	14		

##	Goalkeepers	Dec	Min	GA	Saves
1	Poppy Bastock	L	45:00	1	1
0	Jordyn Riffle	◆	45:00	0	3





# ***SKYHAWK RECORD BOOK***







# UT MARTIN HALL OF FAME



## DANI MYRICK DEVORE, CLASS OF 2015

Myrick-Devore's presence is still felt throughout the Skyhawk soccer record book, as she is the career leader in points (91), goals (35), assists (21) and game-winning goals (eight). A three-time All-OVC honoree under head coach Nathan Pifer, Myrick-Devore also is the record holder for points in a single season (39 as a freshman in 2002) and points in a single match (eight in 2002) while she was the first player in program history to rack up two career hat tricks (both in 2002). The Midwest City, Okla. native is the first soccer player enshrined into the UT Martin Athletics Hall of Fame.




## KATIE BEHRENS, CLASS OF 2016

Behrens (2004-07) is the only Skyhawk in program history to earn All-OVC accolades in all four seasons and is one of only five players in school history to earn All-OVC first team accolades twice in a career. The Sioux Falls, SD native led the team in scoring in each of her final two seasons and helped pace UT Martin to its first 10-win season in program history while also garnering All-OVC Tournament honors in 2007. She ranks in the top-five in school history in games started (73), points (55), goals (22) and shots (244).

## MARIAH KLENKE-BLOUNT, CLASS OF 2022


Mariah Klenke-Blount was a two-time All-OVC first team honoree and the 2012 OVC Tournament MVP (one of only two players in school history to hold that title). She still ranks first in UT Martin history in saves (346) and victories (43) while ranking second all-time with 21 shutouts. The Highland, Ill. native was an important member of a program that won four combined OVC titles in a three-year span, leading the Skyhawks to their first-ever NCAA Tournament appearance in 2011.



# SKYHAWKS OF DISTINCTION

## OVC OFFENSIVE PLAYER OF THE YEAR

2014 Rianna Jarrett  
2018 Amy McGivern



## OVC DEFENSIVE PLAYER OF THE YEAR

2009 Danielle Rogers  
2011 Melissa Govea  
2018 Kaci Mitchell  
2021 Kamryn Chappell



## OVC COACH OF THE YEAR

2002 Nathan Pifer  
2012 Phil McNamara  
2018 Phil McNamara  
2021 Phil McNamara



## OVC FRESHMAN OF THE YEAR

2012 Saphyra Cooms-James  
2020 Emely van der Vliet  
2021 Parker Gelinas



## OVC TOURNAMENT MVP

2011 Lucy Pater  
2012 Mariah Klenke





# SKYHAWKS OF DISTINCTION

## ALL-OVC FIRST TEAM

Joanna Maas	1998
Kim Thompson	1998
Caryn Scheufler	2002
Dani Myrick	2002, 2003
Kindal Keim	2003
Jamie Ohlheiser	2004
Katie Behrens	2006, 2007
Danielle Rogers	2008, 2009
Brooke Robertson	2009, 2011
Melissa Govea	2011
Saphyra Coombs-James	2012
Ashley Reveiz	2012
Hannah McGowen	2012
Mariah Klenke	2012, 2013
Aoife Lennon	2013
Hannah Fessenden	2013
Dominika Conc	2014
Amy Maksimowicz	2014
Rianna Jarrett	2014
Maggie Burkett	2015
Rebecca Starnes	2015
Amy McGivern	2016, 2018
Danae Kaldaridou	2017, 2018
Kaci Mitchell	2018
Erica Myers	2018
Maria Castaldo	2019, 2020
Emely van der Vliet	2020
Kamryn Chappell	2021
Parker Gelinas	2021
Izzy Patterson	2022, 2023
Makayla Robinson	2023
Catey Hunt	2023

## ALL-OVC SECOND TEAM

Kelli Armstrong	1999
Paige Robinson	2000
Amanda Cadell	2000
Meghan McMullen	2001
Caryn Scheufler	2001
Meghann Jordan	2002
Jamie Ohlheiser	2003
Dani Myrick	2005
Katie Behrens	2004
Katie Behrens	2005
Jamie Price	2007
Kendyl Wilson	2009
Rosaelia Loza	2010
Sam Dunn	2010
Alyssa Curtis	2012, 2013
Saphyra Coombs-James	2015
Skyor Keane	2018
Bella Roberts	2019
Elin Berggren	2019
Erica Myers	2020, 2021
Makayla Robinson	2021
Izzy Patterson	2021

## ALL-OVC THIRD TEAM

Tavi Renier	2002
Sherrie Weeks	2002
Lindsey Tilk	2003
Katie Jackson	2003

## OVC ALL-NEWCOMER TEAM

Cara Sullivan	2006
Melissa Govea	2008
Kelly Ann Hutchinson	2008
Kendyl Wilson	2009
Aubrey Buehler	2009
Rosaelia Loza	2010
Sam Dunn	2010
Amy Maksimowicz	2011
Midori Sera	2011
Saphyra Coombs-James	2012
Ashley Reveiz	2012
Aoife Lennon	2013
Ellie Myrick	2013
Rianna Jarrett	2014
Taylor Fry	2014
Maggie Burkett	2015
Lisa Schmieder	2015
Rebecca Starnes	2015

Danae Kaldaridou	2016
Kamryn Chappell	2017
Skylor Keane	2018
Sam Kelly	2018
Maria Castaldo	2019
Elin Berggren	2019
Emely van der Vliet	2020
Parker Gelinas	2021
Izzy Patterson	2021
Makayla Robinson	2021
Peyton Cook	2023

## ALL-OVC HONORABLE MENTION

Lisa de la Mothe	1998
Kim Thompson	1999
Amanda Cadell	2001
Sherrie Weeks	2001

\*Was replaced by All-OVC Newcomer Team prior to 2005 season

## OVC ALL-TOURNAMENT MVP

Lucy Pater	2011
Mariah Klenke	2012

## OVC ALL-TOURNAMENT

Kitty Trent	2002
Caryn Scheufler	2002
Katie Behrens	2007
Jamie Price	2007
Danielle Rogers	2008
Kelly Ann Hutchinson	2008
Jamie Furstenberg	2008
Sophie Cox	2009
Nuala Deans	2009
Rosaelia Loza	2011
Mariah Klenke	2011
Melissa Govea	2011
Lucy Pater (MVP)	2011
Mariah Klenke (MVP)	2012
Lucy Pater	2012
Amy Maksimowicz	2012
Mary Thompson	2012
Hannah Fessenden	2013
Aoife Lennon	2013
Lucy Pater	2013
Sara Ketis	2018
Jacalyn Schubring	2018
Danae Kaldaridou	2018
Jill Hildreth	2020
Catey Hunt	2020
Emely van der Vliet	2021
Brooke Kala	2021
Erica Myers	2021

## OVC SCHOLAR-ATHLETE

Jaime Furstenberg	2009-10
-------------------	---------

## OVC MEDAL OF HONOR (4.0 GPA)

Kimberly Thompson	1999-00
Marione Parson	2001-02
Ginger Parson	2002-03
Lindsey Tilk	2002-03, 03-04
Rachel Callahan	2003-04
Kimberly Hood	2004-05
Ginger Schmitt	2004-05
Megan Dempsey	2005-06
Jamie Furstenberg	2007-08, 08-09
Marissa Wood-Sternburgh	2008-09
Nuala Deans	2009-10
Dominika Conc	2011-12, 12-13, 13-14, 14-15
Amy Maksimowicz	2011-12
Hannah Fessenden	2013-14
Lucy Pater	2014-15
Danae Kaldaridou	2018-19
Bianca McFarland	2018-19
Baylee Arnott	2020-21
Catey Hunt	2020-21, 2022-23
Bella Roberts	2020-21
Isabelle Thibault	2020-21
Emely van der Vliet	2020-21, 21-22
Maria Castaldo	2021-22
Brooke Kala	2021-22
Izzy Patterson	2021-22, 2022-23, 2023-24
Hannah Zahn	2021-22, 2022-23
Maren Cain	2023-24

## OVC OFFENSIVE PLAYER OF THE WEEK

Kim Thompson	10/12/1998
Dani Myrick	10/7/2002
Dani Myrick	10/14/2002
Katie Jackson	9/22/2003
Katie Jackson	10/27/2003
Katie Jackson	8/30/2005
Katie Jackson	10/4/2005
Katie Behrens	9/18/2007
Katie Imperiale	8/26/2008
Alex Windell	9/22/2009
Jenni Duffy	10/5/2010
Rosaelia Loza	9/6/2011
Kendyl Wilson	9/11/2012
Hannah McGowen	10/2/2012
Saphyra Coombs-James	10/16/2012
Abi Sanvee	10/30/2012
Ashlie Watson	9/2/2014
Rianna Jarrett	10/28/2014
Saphyra Coombs-James	8/25/2015
Lisa Schmieder	9/29/2015
Danae Kaldaridou	9/6/2016
Amy McGivern	10/11/2016
Danae Kaldaridou	8/22/2017
Amy McGivern	9/5/2017
Amy McGivern	10/9/2018
Amy McGivern	10/16/2018
Emely van der Vliet	4/5/2021
Jill Hildreth	8/31/2021
Bella Roberts	9/7/2021
Brooke Kala	10/5/2021

## OVC DEFENSIVE PLAYER OF THE WEEK

Megan Dempsey	9/8/2003
Megan Dempsey	10/6/2003
Jamie Price	10/31/2006
Sophie Cox	10/23/2007
Danielle Rogers	9/2/2008
Kelly Ann Hutchinson	9/9/2008
Danielle Rogers	10/28/2008
Danielle Rogers	9/15/2009
Danielle Rogers	9/22/2009
Stephanie Nillica	10/13/2009
Stephanie Nillica	9/21/2010
Amy Maksimowicz	8/23/2011
Lucy Pater	10/15/2013
Lucy Pater	9/2/2014
Saphyra Coombs-James	9/9/2014
Amy Maksimowicz	9/23/2014
Rebecca Starnes	11/3/2015
Kaci Mitchell	10/10/2017
Kaci Mitchell	10/2/2018
Maria Castaldo	9/28/2021
Kamryn Chappell	10/5/2021
Catey Hunt	8/22/2023
Catey Hunt	10/10/2023
Catey Hunt	10/24/2023

## OVC GOALKEEPER PLAYER OF THE WEEK

Cara Sullivan	9/19/2006
Cara Sullivan	10/10/2006
Cara Sullivan	10/17/2006
Johanna Rathbun	9/16/2008
Aubrey Buehler	11/3/2009
Lauren MacKenzie	9/14/2010
Mariah Klenke	8/23/2011
Mariah Klenke	9/2/2014
Mariah Klenke	9/9/2014
Mariah Klenke	9/23/2014
MaKenzie Crawford	9/29/2015
Erica Myers	9/19/2017
Erica Myers	8/27/2019
Erica Myers	9/24/2019
Erica Myers	3/8/2021
Erica Myers	4/5/2021
Erica Myers	8/24/2021
Poppy Bastock	8/22/2023

# SEASON RECORDS

## POINTS

1.	Dani Myrick	39, 2002
2.	Rianna Jarrett	38, 2014
3.	Katie Jackson	35, 2003
4.	Amy McGivern	29, 2018
	Dani Myrick	29, 2003
6.	Saphyra Coombs-James	24, 2012
7.	Rosaelia Loza	22, 2011
	Katie Jackson	22, 2005
	Ashlie Watson	22, 2014
10.	Dani Myrick	21, 2005
	Katie Behrens	21, 2007

## GOALS

1.	Rianna Jarrett	17, 2014
2.	Dani Myrick	16, 2002
	Katie Jackson	16, 2003
4.	Amy McGivern	14, 2018
5.	Dani Myrick	11, 2003
6.	Saphyra Coombs-James	10, 2012
7.	Rosaelia Loza	9, 2011
	Katie Jackson	9, 2005
9.	Dani Myrick	8, 2005
	Katie Behrens	8, 2007
	Rosaelia Loza	8, 2010
	Jill Hildreth	8, 2019

## ASSISTS

1.	Hannah McGowen	10, 2011
2.	Katelyn Colvin	8, 2017
	Ashlie Watson	8, 2014
4.	Kendyl Wilson	7, 2012
	Dani Myrick	7, 2003
	Dani Myrick	7, 2002
7.	Hannah McGowen	6, 2012
	Kendyl Wilson	6, 2011
	Kindal Keim	6, 2003
10.	Alice Adams	5, 2019
	Saphyra Coombs-James	5, 2015
	Amanda Cadell	5, 2001
	Tavi Renier	5, 2002
	Dani Myrick	5, 2005
	Kindal Keim	5, 2005
	Katie Behrens	5, 2007

## SHOTS

1.	Rianna Jarrett	112, 2014
2.	Rosaelia Loza	79, 2011
3.	Katie Behrens	75, 2007
4.	Amy McGivern	71, 2017
5.	Sherrie Weeks	69, 2002
6.	Amy McGivern	68, 2018
7.	Katie Behrens	67, 2005
8.	Saphyra Coombs-James	65, 2015
	Katie Behrens	65, 2006
10.	Dani Myrick	63, 2005

## GAME-WINNING GOALS

1.	Amy McGivern	6, 2018
2.	Rianna Jarrett	5, 2014
3.	Emely van der Vliet	4, 2021
	Abi Sanvee	4, 2013
	Brooke Robertson	4, 2008
	Katie Imperiale	4, 2008
	Katie Jackson	4, 2003
	Dani Myrick	4, 2003
9.	15 tied	3



Dani Myrick (2002-05) set the program record for points in a single season in 2002, scoring 39 points with 16 goals and seven assists.



Hannah McGowen (2010-13) set the program single-season assist mark with 10 in 2011. She ranks second in program history with 19 career assists.



Amy McGivern (2015-18) was named the 2018 OVC Offensive Player of the Year after scoring 14 goals - including a program-record six game-winners.

## SAVES

1.	Paige Robinson	186, 2000
2.	Cara Sullivan	147, 2006
3.	Caryn Scheufler	144, 2001
4.	Megan Dempsey	119, 2003
5.	Caryn Scheufler	116, 2002
6.	Mariah Klenke	113, 2014
7.	Erica Myers	104, 2019
8.	Mariah Klenke	95, 2012
9.	Jane Carroll	94, 1999
10.	Mariah Klenke	90, 2013

## VICTORIES BY GOALKEEPER

1.	Mariah Klenke	12, 2012
	Mariah Klenke	12, 2014
3.	Erica Myers	11, 2021
	Erica Myers	11, 2018
5.	Mariah Klenke	10, 2011
6.	Mariah Klenke	9, 2013
	Aubrey Buehler	9, 2009
	Johanna Rathbun	9, 2008
	Johanna Rathbun	9, 2007
	Megan Dempsey	9, 2003
	Caryn Scheufler	9, 2002

## SHUTOUTS

1.	Mariah Klenke	7, 2013
	Cara Sullivan	7, 2006
	Lauren MacKenzie	7, 2010
4.	Erica Myers	6, 2021
	Erica Myers	6, 2018
	Mariah Klenke	6, 2012
	Mariah Klenke	6, 2014
8.	Erica Myers	5, 2019
	Aubrey Buehler	5, 2009
	Johanna Rathbun	5, 2008
	Johanna Rathbun	5, 2007
	Nichole Keltz	5, 2001
	Poppy Bastock	5, 2022

## LOWEST GOALS AGAINST AVERAGE

1.	Johanna Rathbun	0.67, 2008
2.	Erica Myers	0.80, 2021
3.	Erica Myers	0.82, 2018
4.	Aubrey Buehler	0.84, 2009
5.	Johanna Rathbun	0.91, 2007
6.	Mariah Klenke	0.92, 2014
7.	Erica Myers	0.96, 2020
	Mariah Klenke	0.96, 2013
	Mariah Klenke	0.96, 2012
10.	Lauren MacKenzie	1.01, 2010

## SAVES PER GAME AVERAGE

1.	Paige Robinson	10.33, 2000
2.	Caryn Scheufler	8.47, 2001
3.	Nichole Keltz	8.00, 1999
4.	Cara Sullivan	7.74, 2006
5.	Paige Robinson	6.92, 1999
6.	Caryn Scheufler	6.44, 2002
7.	Megan Dempsey	6.26, 2003
8.	Jane Carroll	5.88, 1999
9.	Mariah Klenke	5.65, 2014
10.	Erica Myers	5.47, 2019



# CAREER RECORDS

## MATCHES PLAYED

1. Kamryn Chappell (2017-21)	87
2. Bella Roberts (2017-21)	86
Amy Maksimowicz (2011-14)	86
Dominika Conc (2011-14)	86
5. Alyssa Curtis (2011-14)	85
Catey Hunt (2019-23)	85
7. Hannah McGowen (2010-13)	83
8. Erica Myers (2017-21)	82
Abi Sanvee (2010-13)	82
Lucy Pater (2011-14)	82

## MATCHES STARTED

1. Amy Maksimowicz (2011-14)	85
2. Kamryn Chappell (2017-21)	83
3. Catey Hunt (2019-23)	82
4. Alyssa Curtis (2011-14)	76
5. Caitlin Smith (2005-08)	75
6. Lucy Pater (2011-14)	73
Katie Behrens (2004-07)	73
Lindsey Tilk (2002-05)	73
Sherrie Weeks (1999-02)	73
10. Rachel Callahan (2001-04)	72

## POINTS

1. Dani Myrick (2002-05)	91
2. Katie Jackson (2002-05)	70
3. Saphyra Coombs-James (2012-16)	66
4. Amy McGivern (2015-18)	60
5. Katie Behrens (2004-07)	55
6. Jill Hildreth (2017-21)	44
Danae Kaldaridou (2016-18)	44
8. Sherrie Weeks (1999-02)	40
9. Alice Adams (2017-20)	39
Kendyl Wilson (2009-12)	39

## GOALS

1. Dani Myrick (2002-05)	35
2. Katie Jackson (2002-05)	31
3. Saphyra Coombs-James (2012-16)	28
4. Amy McGivern (2015-18)	26
5. Katie Behrens (2004-07)	22
6. Jill Hildreth (2017-21)	19
7. Abi Sanvee (2010-13)	18
8. Danae Kaldaridou (2016-18)	17
Rianna Jarrett (2014)	17
Rosaelia Loza (2010-11)	17

## ASSISTS

1. Dani Myrick (2002-05)	21
2. Hannah McGowen (2010-13)	19
3. Kendyl Wilson (2009-12)	17
4. Katelyn Colvin (2015-18)	16
5. Alice Adams (2017-20)	13
6. Kindal Keim (2003-05)	12
Jenni Duffy (2007-10)	12
8. Katie Behrens (2004-07)	11
Dominika Conc (2011-14)	11
10. Danae Kaldaridou (2016-18)	10
Saphyra Coombs-James (2012-16)	10
Ashlie Watson (2012-14)	10

## SHOTS

1. Katie Behrens (2004-07)	244
2. Amy McGivern (2015-Present)	210
3. Dani Myrick (2002-05)	186
4. Alyssa Curtis (2011-2014)	184
5. Katie Jackson (2002-05)	181
6. Alice Adams (2017-20)	175
Saphyra Coombs-James (2012-16)	175



Amy Maksimowicz (2011-14) ranks as the program leader in matches played (86) and matches started (85) along with an All-OVC first team selection.

Sherrie Weeks (1999-02)	175
9. Hannah McGowen (2010-13)	157
10. Dominika Conc (2011-14)	135

## GAME-WINNING GOALS

1. Amy McGivern (2015-18)	8
Saphyra Coombs-James (2012-16)	8
Abi Sanvee (2010-13)	8
Dani Myrick (2002-05)	8
5. Emely van der Vliet (2020-21)	7
6. Jill Hildreth (2017-21)	6
Alyssa Curtis (2011-14)	6
Brooke Robertson (2008-11)	6
Katie Jackson (2002-05)	6
10. Alice Adams (2017-20)	5
Rosaelia Loza (2010-11)	5
Katie Imperiale (2008-11)	5
Jamie Price (2004-07)	5
Rianna Jarrett (2014)	5

## MATCHES PLAYED (GOALKEEPER)

1. Erica Myers (2017-21)	82
2. Mariah Klenke (2011-14)	68
3. Megan Dempsey (2002-05)	66
4. Makenzie Crawford (2015-18)	39
5. Poppy Bastock (2022-23)	36
6. Caryn Scheufler (2001-02)	35
7. Lauren MacKenzie (2010-11)	33



Mariah Klenke (2011-14) leads the Skyhawks in matches played, minutes played, saves, shutouts and victories as a goalkeeper

Johanna Rathbun (2007-08)	33
9. Paige Robinson (1999-00)	30
10. Jane Carroll (1999-00)	28

## MINUTES BY GOALKEEPER

1. Erica Myers (2017-21)	7467:51
2. Mariah Klenke (2011-14)	6523:39
3. Megan Dempsey (2002-05)	4635:26
4. Poppy Bastock (2022-23)	3024:21
5. Caryn Scheufler (2001-02)	2968:25
6. Johanna Rathbun (2007-08)	2888:20
7. Lauren MacKenzie (2010-11)	2638:13
8. Makenzie Crawford (2015-18)	2956:38
9. Paige Robinson (1999-00)	2139:00
10. Cara Sullivan (2006-07)	2110:00

## SAVES

1. Mariah Klenke (2011-14)	346
2. Erica Myers (2017-21)	334
3. Paige Robinson (1999-00)	269
4. Caryn Scheufler (2001-02)	260
5. Megan Dempsey (2002-05)	259
6. Cara Sullivan (2006-07)	154
7. Lauren MacKenzie (2010-11)	150
8. Poppy Bastock (2022-23)	149
9. Makenzie Crawford (2015-18)	145
10. Nichole Keltz (1998-01)	130

## SHUTOUTS

1. Erica Myers (2017-21)	23
2. Mariah Klenke (2011-14)	21
3. Lauren MacKenzie (2010-11)	10
Johanna Rathbun (2007-08)	10
5. Poppy Bastock (2022-23)	9
6. Cara Sullivan (2006-07)	8
7. Megan Dempsey (2002-05)	7
8. Caryn Scheufler (2001-02)	5
Nichole Keltz (1999-01)	5
Aubrey Buehler (2009)	5

## VICTORIES BY GOALKEEPER

1. Mariah Klenke (2011-14)	43
2. Erica Myers (2017-21)	41
3. Megan Dempsey (2002-05)	19
4. Johanna Rathbun (2007-08)	18
5. Caryn Scheufler (2001-02)	14
6. Makenzie Crawford (2015-18)	12
Lauren MacKenzie (2010-11)	12
8. Aubrey Buehler (2009)	9
9. Poppy Bastock (2022-23)	8
10. Cara Sullivan (2006-07)	6

## GOALS AGAINST AVERAGE

1. Johanna Rathbun (2007-08)	0.78
2. Aubrey Buehler (2009)	0.84
3. Mariah Klenke (2011-14)	0.99
4. Lauren MacKenzie (2010-11)	1.16
5. Erica Myers (2017-21)	1.21
6. Cara Sullivan (2006-07)	1.28
7. Megan Dempsey (2002-05)	1.51
8. Poppy Bastock (2022-23)	1.58
9. Allison Cofer (2005)	1.72
10. Caryn Scheufler (2001-02)	2.00

# INDIVIDUAL GAME | TEAM RECORDS

## INDIVIDUAL GAME RECORDS POINTS

Rk.	Pts	Name	Year
1.	8	Dani Myrick vs. Morehead State	2002
	8	Kim Thompson vs. North Alabama	1998
3.	7	Katie Jackson vs. Eastern Kentucky	2005
4.	6	Emely van der Vliet vs. ECU	2020
	6	Amy McGivern vs. Austin Peay	2018
	6	Abi Sanvee vs. Tennessee Tech	2012
	6	Dani Myrick vs. Austin Peay	2002
	6	Rianna Jarrett at Belmont	2014
	6	Rianna Jarrett vs. Eastern Kentucky	2014

## GOALS

Rk.	G	Name	Year
1.	4	Kim Thompson vs. North Alabama	1998
2.	3	Emely van der Vliet vs. ECU	2020-21
	3	Amy McGivern vs. Austin Peay	2018
	3	Abi Sanvee vs. Tennessee Tech	2012
	3	Katie Jackson vs. Eastern Kentucky	2005
	3	Dani Myrick vs. Morehead State	2002
	3	Dani Myrick vs. Austin Peay	2002
	3	Rianna Jarrett at Belmont	2014
	3	Rianna Jarrett vs. Eastern Kentucky	2014



Kim Thompson set a program record with four goals against North Alabama in 1998, a record which has stood for over 20 years.

## ASSISTS

Rk.	A	Name	Year
1.	3	Alice Adams vs. Eastern Kentucky	2020-21
	3	Jenni Duffy vs. Bacone	2007
	3	Katie Behrens vs. Bacone	2007
	3	Tavi Renier at Belmont	2002
5.	2	25 tied	

## SHOTS

Rk.	Sh	Name	Year
1.	14	Amy McGivern vs. Chattanooga	2017
2.	12	Rianna Jarrett vs. Tennessee Tech	2014
	12	Sherrie Weeks at Lipscomb	2002
4.	11	Rianna Jarrett vs. Indiana State	2014
5.	10	Amy McGivern vs. Eastern Kentucky	2018
	10	Alice Adams vs. SIUE	2017
	10	Saphyra Coombs-James vs. Morehead State	2016
	10	Katie Behrens vs. Eastern Kentucky	2007
	10	Katie Behrens vs. Arkansas State	2006
	10	Katie Behrens vs. Murray State	2005

## SAVES

Rk.	Sv	Name	Year
1.	18	Jane Carroll vs. Tennessee Tech	1999
	18	Caryn Scheufler vs. Missouri State	2001
3.	17	Cara Sullivan vs. Samford	2006
4.	16	Nicole Keltz vs. Eastern Illinois	1999
5.	14	Caryn Scheufler vs. Belmont	2001
	14	Megan Dempsey at Jacksonville State	2003
7.	13	Erica Myers vs. SIUE	2021
	13	Erica Myers vs. Arkansas State	2019
	13	Lauren MacKenzie at CSU Bakersfield	2010
10.	12	3 Tied	

## TEAM SEASON RECORDS

Matches Played	23	2011
Victories	15	2018
Highest Winning Percentage	.815	2018
Lowest Winning Percentage	.000	(0-18 in 2000)
Defeats	19	1999
Ties	6	2023
Longest Winning Streak	7	2012, 2013
Longest Losing Streak	18	Aug. 26 - Nov. 1, 2000
Longest Unbeaten Streak	14	2018
Longest Home Winning Streak	10	Aug. 26-Nov. 2, 2018
Longest Home Losing Streak	13	Oct. 29, 1999 - Sept. 12, 2001
Longest Road Winning Streak	5	Sept. 16, 2018-Currently
Longest Road Losing Streak	34	Sept. 6, 1998 - Sept. 8, 2001
Longest Shutout Streak	677: 13	(88th minute vs. Austin Peay, [Oct. 1, 2006] through 25th minute at Eastern Illinois [Oct. 31, 2006], parts of eight matches)
Longest Scoreless Streak	360: 00	(1st minute vs. Valparaiso [Sept. 24, 2000] through 90th minute vs. Tennessee Tech [Oct. 1, 2000], parts of four matches)
Points	128	2018
Fewest Points	24	2000
Goals	49	2018
Fewest Goals	9	2000
Assists	35	2012
Fewest Assists	5	2006
Shots	401	2018
Fewest Shots	98	2000
Shutouts	8	2007, 2009, 2010, 2012, 2013
Fewest Shutouts	0	1999
Goalkeeper Saves	225	1999
Fewest Goalkeeper Saves	42	2018
Lowest Goals Against Average	0.65	2008
Most Overtime Matches	6	2006, 2017
Most Consecutive Overtime Matches	4	2005
All-Time Record in Overtime Matches		20-18-36 (.513)

## TEAM GAME RECORDS POINTS

Rk.	Pts	Name	Year
1.	25	vs. Jackson State	2018
2.	23	vs. Bacone	2007
3.	20	vs. Mississippi Valley State	2012
	20	vs. Christian Brothers	2007
	20	vs. Belmont	2003

## GOALS

Rk.	G	Name	Year
1.	10	Jackson State	2018
2.	8	vs. Bacone	2007
	8	vs. Christian Brothers	2007
	8	vs. Belmont	2003
5.	7	at Lambuth	2007
	7	vs. Morehead State	2005

## ASSISTS

Rk.	A	Name	Year
1.	8	vs. Mississippi Valley State	2012
	8	vs. Bacone	2007
	8	vs. Christian Brothers	2007
4.	7	at Lambuth	2007
	6	vs. Eastern Kentucky	2011

## SHOTS

Rk.	Sh	Name	Year
1.	42	Union	2018
	42	vs. Southeast Missouri	2015
3.	39	vs. Southeast Missouri	2013
	39	vs. Mississippi Valley State	2008
5.	38	Jackson State	2018
	38	vs. Belmont	2003
	38	vs. Indiana State	2014

## FEWEST SHOTS ALLOWED

Rk.	Sh	Name	Year
1.	0	vs. Kansas City	2009
	0	vs. Bethel (TN)	2015
3.	1	at Austin Peay	2020
	1	vs. Bacone	2007
	1	vs. Christian Brothers	2007
	1	at Jackson State	2002

## SAVES

Rk.	Sv	Name	Year
1.	20	vs. Samford	2006
2.	19	at Christian Brothers	2001
3.	18	vs. Missouri State	2001
4.	14	vs. Colorado	2013
	14	at Jacksonville State	2003
	14	vs. Belmont	2001



Cara Sullivan tallied 17 of a school-record 20 saves against Samford back in 2006.



# YEARLY LEADERS

## SCORING LEADERS

Year	Name	GP	Shots	G	A	PTS
1998	Kim Thompson	17	27	6	3	15
1999	Kelli Armstrong	19	19	6	1	13
2000	Lydia Lloyd	16	10	2	1	5
2001	Sherri Weeks	18	36	7	1	15
2002	Dani Myrick	19	55	16	7	39
2003	Katie Jackson	19	62	16	3	35
2004	Kindal Keim	17	36	5	1	11
2005	Katie Jackson	19	22	9	4	22
2006	Katie Behrens	18	65	5	1	11
2007	Katie Behrens	19	75	8	5	21
2008	Brooke Robertson	18	17	4	1	9
2009	Kendyl Wilson	16	21	4	1	9
2010	Rosaelia Loza	18	50	8	0	16
2011	Rosaelia Loza	23	79	9	4	22
2012	Saphyra Coombs-James	20	39	10	4	24
2013	Abi Sanvee	21	25	5	1	11
2014	<b>Rianna Jarrett</b>	<b>20</b>	<b>112</b>	<b>17</b>	<b>4</b>	<b>38</b>
2015	Saphyra Coombs-James	19	65	7	5	19
2016	Saphyra Coombs-James	18	58	6	1	13
2017	Danae Kaldaridou	20	41	7	4	18
2018	Amy McGivern	17	68	14	1	29
2019	Jill Hildreth	16	34	8	3	19
2020	Emely van der Vliet	11	40	7	1	15
2021	Emely van der Vliet/Jill Hildreth	-	-	-	-	15
2022	Megan Drake	17	25	5	1	11
2023	Makayla Robinson	19	28	4	1	9



Rianna Jarrett shattered the program's season shot record with an OVC record 112 shot attempts while tallying a school-record 17 goals along with four assists for 38 points in 2014.

## GOALKEEPING LEADERS

Year	Name	GP	Minutes	Saves	GA	Save%	GAA	ShO	W-L-T
1998	Nikki Ammons	14	775:00	79	45	.436	5.23	0	0-8-0
1999	Paige Robinson	12	752:00	83	36	.359	4.31	0	0-8-0
2000	Paige Robinson	18	1387:00	186	86	.425	4.80	0	0-18-0
2001	Caryn Scheufler	17	1446:40	144	42	.774	2.61	2	4-14-0
2002	Caryn Scheufler	18	1521:45	116	24	.829	1.42	3	6-5-3
2003	Megan Dempsey	19	1640:45	119	21	.850	1.15	4	9-5-2
2004	Megan Dempsey	17	1585:39	83	33	.716	1.87	2	4-11-2
2005	Megan Dempsey	18	1121:58	39	19	.672	1.52	1	6-6-0
2006	Cara Sullivan	19	1840:00	147	27	.845	1.32	7	5-9-5
2007	Johanna Rathbun	16	1279:30	55	13	.809	0.91	5	9-3-2
2008	Johanna Rathbun	17	1608:50	66	12	.846	0.67	5	9-3-3
2009	Aubrey Buehler	16	1400:31	46	13	.780	0.84	5	9-7-0
2010	Lauren MacKenzie	18	1608:08	89	18	.832	1.01	7	8-8-2
2011	Mariah Klenke	16	1119:46	48	15	.762	1.21	2	10-3-0
2012	Mariah Klenke	21	1866:35	95	20	.826	0.96	6	12-6-3
2013	Mariah Klenke	20	1687:18	90	18	.833	0.96	7	9-9-1
2014	Mariah Klenke	20	1857:01	113	19	.856	0.92	6	12-6-2
2015	MaKenzie Crawford	18	1424:57	68	34	.667	2.15	3	5-10-1
2016	MaKenzie Crawford	13	996:27	62	48	.660	2.89	0	1-9-0
2017	Erica Myers	19	1748:01	85	32	.726	1.65	2	5-11-2
2018	Erica Myers	16	1309:26	35	12	.745	0.82	6	11-2-1
2019	Erica Myers	19	1808:53	104	31	.770	1.54	5	8-6-5
2020	Erica Myers	11	1031:15	38	11	.776	0.96	4	6-4-1
2021	Erica Myers	18	1570:16	72	14	.837	0.80	6	11-6-1
2022	Poppy Bastock	18	1550:00	75	29	.721	1.68	5	3-9-5
2023	Poppy Bastock	18	1474:21	74	24	.755	1.47	4	5-7-5

## SEASON-BY-SEASON TOTALS

Year	Matches	Minutes	Shots	Goals	Assists	Points	Saves	GA	GAA	ShO	W-L-T
1998	17	1549:00	360	12	5	29	143	91	5.35	0	2-15-0
1999	20	1834:00	162	20	12	52	225	96	4.71	0	1-19-0
2000	18	1620:00	98	9	6	24	215	86	4.78	0	0-18-0
2001	18	1621:44	131	19	12	50	174	61	3.39	2	4-14-0
2002	19	1808:49	318	46	28	120	135	29	1.44	4	9-7-3
2003	19	1795:45	288	43	27	113	137	26	1.30	5	9-7-3
2004	17	1585:39	255	16	14	46	85	33	1.87	2	4-11-2
2005	19	1751:15	363	44	26	114	84	31	1.59	6	9-10-0
2006	19	1840:00	215	14	5	33	153	27	1.32	7	5-9-5
2007	19	1775:03	329	39	20	98	73	19	0.96	8	10-6-3
2008	19	1798:50	342	21	18	60	71	12	0.67	7	10-5-4
2009	16	1450:20	211	24	17	65	47	13	0.81	8	9-7-0
2010	18	1692:53	257	19	17	55	90	19	1.01	8	8-8-2
2011	23	2149:51	383	43	34	120	110	31	1.30	7	14-7-2
2012	22	2042:31	348	45	35	125	117	21	0.93	8	13-6-3
2013	21	1954:42	337	25	15	65	105	22	1.01	8	11-9-1
2014	20	1857:01	364	41	29	111	113	19	0.92	6	12-6-2
2015	19	1736:37	275	25	17	67	86	41	2.12	3	7-11-1
2016	18	1626:27	250	22	16	60	107	48	2.66	1	4-13-0
2017	20	1883:01	333	28	23	79	96	35	1.67	2	6-11-3
2018	19	1730:00	401	49	30	128	42	17	0.88	7	15-3-1
2019	19	1808:53	291	33	25	91	104	31	1.54	5	8-6-5
2020	11	1031:15	167	16	12	44	38	11	0.96	4	6-4-1
2021	18	1660:16	217	27	22	76	78	16	0.87	6	11-6-1
2022	18	1640:00	203	18	13	49	81	30	1.65	6	4-9-5
2023	19	1710:00	214	18	10	46	89	28	1.48	4	5-8-6

## ALL-TIME SERIES RESULTS

## AKRON

**UT Martin leads 1-0-0**

Sept. 19, 2015	Nashville, Tenn.	W, 2-1 (OT)
----------------	------------------	-------------

## ALABAMA

**Alabama leads 2-0-0**

Sept. 30, 2001	at Tuscaloosa, Ala.	L, 5-0
Nov. 3, 2002	Martin, Tenn.	L, 3-0

## ALABAMA A&amp;M

**UT Martin leads 3-0-0**

Aug. 28, 2008	Martin, Tenn.	W, 2-1
Sept. 18, 2022	Martin, Tenn.	W, 2-0
Sept. 14, 2023	Birmingham, Ala.	W, 2-1

## APPALACHIAN STATE

**Appalachian State leads 3-0-0**

Oct. 9, 1999	at Morehead, Ky.	L, 5-0
Aug. 25, 2022	at Boone, NC	L, 2-1
Aug. 24, 2023	Martin, Tenn.	L, 0-2

## ARKANSAS

**Arkansas leads 1-0-0**

Sept. 19, 2021	at Fayetteville, Ark.	L, 4-0
----------------	-----------------------	--------

## ARKANSAS-PINE BLUFF

**UT Martin leads 2-0-0**

Oct. 15, 2010	at Pine Bluff, Ark.	W, 1-0
Aug. 19, 2011	Martin, Tenn.	W, 5-1

## ARKANSAS STATE

**UT Martin leads 8-4-1**

Oct. 19, 2001	at Jonesboro, Ark.	W, 1-0
Oct. 8, 2002	Martin, Tenn.	W, 5-2
Sept. 7, 2003	at Jonesboro, Ark.	W, 1-0
Sept. 12, 2004	Martin, Tenn.	W, 2-1
Sept. 18, 2005	at Jonesboro, Ark.	L, 3-2 (OT)
Sept. 10, 2006	Martin, Tenn.	W, 2-1
Sept. 21, 2007	at Jonesboro, Ark.	W, 2-0
Aug. 22, 2010	at Jonesboro, Ark.	T, 2-2 (2OT)
Sept. 2, 2011	Martin, Tenn.	W, 4-2
Sept. 7, 2012	at Jonesboro, Ark.	L, 4-1
Sept. 8, 2017	Martin, Tenn.	L, 2-0
Aug. 16, 2018	at Jonesboro, Ark.	L, 2-0
Aug. 22, 2019	Martin, Tenn.	W, 3-1

## AUSTIN PEAY

**UT Martin leads 15-6-2**

Sept. 29, 2002	Martin, Tenn.	W, 4-0
Oct. 24, 2003	at Clarksville, Tenn.	W, 2-1
Oct. 22, 2004	Martin, Tenn.	W, 2-1 (2OT)
Sept. 25, 2005	at Clarksville, Tenn.	L, 2-1 (2OT)
Oct. 1, 2006	Martin, Tenn.	L, 3-1
Oct. 14, 2007	at Clarksville, Tenn.	W, 1-0
Oct. 26, 2008	Martin, Tenn.	T, 1-1
Oct. 25, 2009	at Clarksville, Tenn.	W, 3-0
Oct. 1, 2010	Martin, Tenn.	W, 1-0
Sept. 25, 2011	at Clarksville, Tenn.	W, 2-0
Sept. 28, 2012	Martin, Tenn.	W, 2-1
Nov. 4, 2012*	Martin, Tenn.	W, 2-0
Sept. 27, 2013	at Clarksville, Tenn.	L, 2-1
Oct. 26, 2014	Martin, Tenn.	W, 4-2
Oct. 4, 2015	at Clarksville, Tenn.	L, 3-1
Sept. 30, 2016	Martin, Tenn.	L, 4-3
Oct. 8, 2017	at Clarksville, Tenn.	T, 2-2 (OT)
Oct. 14, 2018	Martin, Tenn.	W, 5-0
Sept. 29, 2019	at Clarksville, Tenn.	W, 2-0
March 30, 2021	at Clarksville, Tenn.	W, 2-0
Sept. 26, 2021	at Clarksville, Tenn.	W, 1-0
Aug. 31, 2022	Martin, Tenn.	L, 2-0
Aug. 17, 2023	at Clarksville, Tenn.	W, 2-1

## BACONE COLLEGE

**UT Martin leads 1-0-0**

Sept. 14, 2007	Martin, Tenn.	W, 8-0
----------------	---------------	--------

## BELMONT

**Series tied 11-11-0**

Oct. 14, 1998	at Nashville, Tenn.	L, 6-0
Sept. 4, 1999	Martin, Tenn.	L, 5-1
Oct. 7, 2000	at Nashville, Tenn.	L, 3-1

Sept. 12, 2001	Martin, Tenn.	L, 3-2
Oct. 16, 2002	at Nashville, Tenn.	W, 4-1
Sept. 17, 2003	Martin, Tenn.	W, 6-0
Sept. 1, 2004	at Nashville, Tenn.	W, 2-1
Sept. 16, 2005	Martin, Tenn.	W, 3-2 (2OT)
Aug. 25, 2006	at Nashville, Tenn.	L, 4-1
Aug. 29, 2008	Martin, Tenn.	L, 1-0
Aug. 30, 2009	at Nashville, Tenn.	L, 2-1
Oct. 21, 2012	at Nashville, Tenn.	W, 1-0
Oct. 20, 2013	Martin, Tenn.	W, 2-0
Oct. 24, 2014	at Nashville, Tenn.	W, 4-2
Oct. 18, 2015	Martin, Tenn.	W, 3-1
Oct. 7, 2016	at Nashville, Tenn.	L, 1-0
Oct. 6, 2017	Martin, Tenn.	L, 3-2
Oct. 12, 2018	at Nashville, Tenn.	W, 2-0
Sept. 22, 2019	Martin, Tenn.	W, 1-0
Nov. 3, 2019	Martin, Tenn.	L, 3-2
March 5, 2021	at Nashville, Tenn.	W, 1-0
Oct. 21, 2021	Martin, Tenn.	L, 1-0

## BETHEL

**UT Martin leads 2-0-0**

Sept. 21, 2008	Martin, Tenn.	W, 3-1
Aug. 27, 2014	Martin, Tenn.	W, 6-0

## BUTLER

**Series tied 0-0-1**

Sept. 2, 2012	at Indianapolis, Ind.	T, 0-0 (2OT)
---------------	-----------------------	--------------

## CAL STATE-BAKERSFIELD

**Cal State-Bakersfield leads 1-0-0**

Sept. 3, 2010	Bakersfield, Calif.	L, 1-0
---------------	---------------------	--------

## CENTENARY

**Centenary leads 3-0-0**

Sept. 18, 1999	at Schreveport, La.	L, 9-0
Sept. 10, 2000	at Little Rock, Ark.	L, 8-1
Aug. 26, 2005	at Monroe, La.	L, 2-1

## CHATTANOOGA

**Chattanooga leads 5-3-2**

Sept. 8, 1998	at Chattanooga, Tenn.	L, 5-1
Oct. 22, 1999	Martin, Tenn.	W, 2-1
Oct. 24, 2000	at Chattanooga, Tenn.	L, 6-1
Oct. 9, 2001	Martin, Tenn.	L, 3-2 (OT)
Nov. 1, 2002	at Chattanooga, Tenn.	L, 3-2 (2OT)
Aug. 27, 2004	at Chattanooga, Tenn.	L, 4-1
Aug. 31, 2005	Martin, Tenn.	W, 6-0
Sept. 3, 2006	at Chattanooga, Tenn.	T, 1-1 (2OT)
Sept. 9, 2016	at Chattanooga, Tenn.	W, 3-2
Sept. 1, 2017	Martin, Tenn.	T, 2-2 (2OT)

## CHRISTIAN BROTHERS

**Christian Brothers leads 2-1-0**

Sept. 13, 2000	Martin, Tenn.	L, 7-0
Sept. 7, 2001	at Memphis, Tenn.	L, 12-0
Sept. 16, 2007	Martin, Tenn.	W, 8-1

## COLORADO

**Colorado leads 1-0-0**

Sept. 8, 2013	at Denver, Colo.	L, 4-1
---------------	------------------	--------

## CUMBERLAND

**UT Martin leads 1-0-0**

Aug. 29, 2003	Martin, Tenn.	W, 5-0
---------------	---------------	--------

## DENVER

**Denver leads 1-0-0**

Sept. 6	at Denver, Colo.	L, 1-0
---------	------------------	--------

## DRURY

**Drury leads 3-0-0**

Oct. 4, 1998	at Springfield, Mo.	L, 5-0
Sept. 5, 1999	Martin, Tenn.	L, 4-2
Sept. 15, 2000	at Springfield, Mo.	L, 5-0

## EASTERN ILLINOIS

**Eastern Illinois leads 13-12-4**

Sept. 19, 1998	at Charleston, Ill.	L, 7-1
Oct. 29, 1999	Martin, Tenn.	L, 4-1
Sept. 17, 2000	at Charleston, Ill.	L, 6-0

Oct. 21, 2001	Martin, Tenn.	L, 4-1
Nov. 8, 2002	at Charleston, Ill.	L, 1-0
Oct. 25, 2002*	at Charleston, Ill.	L, 1-0
Oct. 19, 2003	Martin, Tenn.	T, 3-3 (2OT)
Oct. 17, 2004	at Charleston, Ill.	L, 3-1
Oct. 21, 2005	Martin, Tenn.	L, 1-0 (OT)
Sept. 22, 2006	at Charleston, Ill.	L, 1-0
Oct. 31, 2006*	at Charleston, Ill.	L, 1-0
Oct. 19, 2007	Martin, Tenn.	W, 2-1
Sept. 26, 2008	Martin, Tenn.	W, 1-0
Oct. 31, 2009	at Terre Haute, Ind.	W, 1-0
Oct. 22, 2010	at Charleston, Ill.	L, 1-0
Oct. 2, 2011	Martin, Tenn.	L, 1-0
Nov. 3, 2011*	at Cape Girardeau, Mo.	W, 2-1
Oct. 5, 2012	at Charleston, Ill.	W, 5-1
Oct. 25, 2013	Martin, Tenn.	W, 2-0
Oct. 19, 2014	at Charleston, Ill.	W, 2-1 (OT)
Sept. 25, 2015	Martin, Tenn.	W, 3-1
Sept. 25, 2016	at Charleston, Ill.	L, 1-0 (OT)
Oct. 15, 2017	Martin, Tenn.	W, 2-1
Sept. 30, 2018	at Charleston, Ill.	T, 0-0
Sept. 20, 2019	Martin, Tenn.	T, 0-0 (2OT)
March 2, 2021	Martin, Tenn.	W, 1-0
Sept. 30, 2021	Martin, Tenn.	W, 4-1
Oct. 9, 2022	at Charleston, Ill.	T, 1-1
Oct. 8, 2023	Martin, Tenn.	W, 1-0

## EASTERN KENTUCKY

**UT Martin leads 11-6-2**

Oct. 6, 2004	at Richmond, Ky.	T, 0-0 (2OT)
Sept. 30, 2005	Martin, Tenn.	W, 6-0
Oct. 5, 2007	Martin, Tenn.	W, 1-0
Oct. 17, 2008	at Richmond, Ky.	L, 1-0
Nov. 7, 2008*	at Murray, Ky.	T, 0-0 (4-3 PK)
Oct. 16, 2009	Martin, Tenn.	W, 2-0
Sept. 26, 2010	at Richmond, Ky.	L, 2-1 (2OT)
Oct. 7, 2011	at Richmond, Ky.	L, 2-1
Nov. 4, 2011*	at Cape Girardeau, Mo.	W, 4-0
Oct. 14, 2012	Martin, Tenn.	W, 3-0
Oct. 13, 2013	at Richmond, Ky.	W, 1-0
Oct. 10, 2014	Martin, Tenn.	W, 4-0
Oct. 11, 2015	at Richmond, Ky.	L, 2-0
Oct. 14, 2016	Martin, Tenn.	L, 4-2
Sept. 22, 2017	at Richmond, Ky.	L, 1-0
Oct. 19, 2018	Martin, Tenn.	W, 3-1
Nov. 2, 2018*	Martin, Tenn.	W, 3-2
Oct. 13, 2019	at Richmond, Ky.	W, 4-1
Apr. 2, 2021	Martin, Tenn.	W, 5-1

## ETSU

**ETSU State leads 2-1-0**

Sept. 26, 1999	at Johnson City, Tenn.	L, 4-2
Sept. 23, 2000	Martin, Tenn.	L, 2-1
Sept. 8, 2006	Martin, Tenn.	W, 3-2

## EVANSVILLE

**UT Martin leads 5-3-2**

Sept. 2, 2001	at Evansville, Ind.	L, 7-0
Sept. 10, 2010	Martin, Tenn.	W, 2-0
Sept. 18, 2011	at Evansville, Ind.	T, 2-2 (2OT)
Aug. 30, 2013	at Evansville, Ind.	L, 3-0
Sept. 3, 2014	Martin, Tenn.	W, 1-0
Aug. 23, 2015	at Evansville, Ind.	W, 3-2
Sept. 13, 2016	Martin, Tenn.	W, 2-0
Aug. 20, 2017	at Evansville, Ind.	L, 2-1
Aug. 29, 2018	Martin, Tenn.	W, 1-0
Aug. 29, 2019	at Evansville, Ind.	T, 1-1 (2OT)

## FLORIDA ATLANTIC

**Florida Atlantic leads 2-0-0**

Oct. 28, 2001	Martin, Tenn.	L, 7-1
Sept. 10, 2022	Martin, Tenn.	L, 3-0

## FLORIDA GULF COAST

**Florida Gulf Coast leads 1-0-0**

Sept. 4, 2009	Fort Myers, Fla.	L, 1-0
---------------	------------------	--------

## GEORGIA STATE

**UTM leads series 2-1-1**

Aug. 21, 2011	Martin, Tenn.	W, 2-0
Sept. 14, 2012	at Atlanta, Ga.	T, 1-1 (2OT)



Sept. 13, 2013	Martin, Tenn.	L, 1-0
Sept. 21	at Atlanta, Ga.	W, 2-0

**HAWAII****Hawaii leads 1-0-0**

Sept. 9, 2007	at Honolulu, Hawaii	L, 3-0
---------------	---------------------	--------

**HIGH POINT****High Point leads 1-0-0**

Sept. 25, 1999	at Johnson City, Tenn.	L, 4-0
----------------	------------------------	--------

**INDIANA****Indiana leads 2-1-0**

Sept. 12, 2019	Martin, Tenn.	L, 2-1
Aug. 26, 2021	at Bloomington, Ind.	L, 1-0
Sept. 8, 2022	Martin, Tenn.	W, 2-0

**INDIANA STATE****UT Martin leads 2-1-0**

Sept. 15, 2013	at Terre Haute, Ind.	L, 4-2
Aug. 31, 2014	Martin, Tenn.	W, 3-0
Aug. 29, 2021	at Terre Haute, Ind.	W, 2-1
Sept. 7, 2023	At Terre Haute, Ind.	T, 1-1

**JACKSON STATE****UT Martin leads 3-0-0**

Sept. 20, 2002	at Jackson, Miss.	W, 7-0
Sept. 6, 2017	at Jackson, Miss.	W, 2-1
Aug. 26, 2018	Martin, Tenn.	W, 10-0

**JACKSONVILLE STATE****UT Martin leads 11-5-4**

Oct. 25, 1998	at Jacksonville, Ala.	L, 6-0
Oct. 3, 2003	at Jacksonville, Ala.	T, 0-0 (2OT)
Oct. 1, 2004	Martin, Tenn.	L, 1-0
Oct. 9, 2005	at Jacksonville, Ala.	L, 3-1
Oct. 15, 2006	Martin, Tenn.	W, 1-0
Sept. 30, 2007	at Jacksonville, Ala.	T, 1-1
Oct. 12, 2008	Martin, Tenn.	W, 1-0
Sept. 27, 2009	at Jacksonville, Ala.	W, 1-0
Oct. 3, 2010	Martin, Tenn.	W, 2-0
Oct. 30, 2011	Martin, Tenn.	W, 2-1 (2OT)
Oct. 26, 2012	at Jacksonville, Ala.	W, 3-1
Oct. 4, 2013	Martin, Tenn.	W, 3-1
Sept. 26, 2014	at Jacksonville, Ala.	L, 2-1 (OT)
Nov. 6, 2014*	at Cape Girardeau, Mo.	T, 1-1 (3-4 PK)
Oct. 16, 2015	Martin, Tenn.	L, 2-0
Oct. 9, 2016	at Jacksonville, Ala.	W, 2-1
Sept. 15, 2017	Martin, Tenn.	W, 1-0
Oct. 7, 2018	at Jacksonville, Ala.	W, 4-1
Oct. 27, 2019	Martin, Tenn.	W, 4-0
March 23, 2021	Martin, Tenn.	T, 1-1 (2OT)

**KANSAS CITY****Kansas City leads 2-1-0**

Sept. 11, 2009	Martin, Tenn.	W, 3-0
Sept. 6, 2015	at Kansas City, Mo.	L, 4-1
Sept. 4, 2016	Martin, Tenn.	L, 2-0

**KENNESAW STATE****UT Martin leads 2-0-0**

Sept. 16, 2012	Kennesaw, Ga.	W, 2-0
Sept. 19, 2014	Kennesaw, Ga.	W, 1-0

**KENTUCKY****Kentucky leads 3-0-0**

Nov. 9, 2012^	at Lexington, Ky.	L, 1-0 (OT)
Aug. 21, 2022	Martin, Tenn.	L, 4-1

**LAMBUTH****Series tied 1-1-0**

Sept. 22, 1998	at Jackson, Tenn.	L, 5-2
Sept. 24, 2007	at Jackson, Tenn.	W, 7-1

**LINDENWOOD****Series tied 1-1-0**

Oct. 6, 2022	Martin, Tenn.	L, 1-0
Oct. 5, 2023	at St. Charles, Mo.	W, 3-0

**LIPSCOMB****UT Martin leads 10-1-2**

Oct. 5, 2001	Martin, Tenn.	W, 2-0
Sept. 27, 2002	at Nashville, Tenn.	T, 0-0 (2OT)
Oct. 14, 2003	at Nashville, Tenn.	L, 1-0

Oct. 29, 2004	Martin, Tenn.	W, 4-1
Oct. 28, 2005	at Nashville, Tenn.	W, 5-0
Oct. 27, 2006	Martin, Tenn.	W, 3-0
Aug. 31, 2007	at Nashville, Tenn.	W, 2-0
Aug. 28, 2009	Martin, Tenn.	W, 2-0
Aug. 27, 2010	at Nashville, Tenn.	W, 1-0 (2OT)
Aug. 28, 2011	Martin, Tenn.	W, 1-0
Sept. 9, 2012	Martin, Tenn.	W, 5-1
Sept. 2, 2013	at Nashville, Tenn.	W, 2-0
Sept. 3, 2017	at Nashville, Tenn.	T, 1-1 (2OT)

**LITTLE ROCK****Series tied 5-5-4**

Oct. 3, 1998	at Little Rock, Ark.	L, 7-2
Sept. 15, 1999	Martin, Tenn.	L, 2-1
Sept. 8, 2000	at Little Rock, Ark.	L, 3-1
Sept. 23, 2001	Martin, Tenn.	W, 2-1
Sept. 15, 2002	at Little Rock, Ark.	W, 4-1
Sept. 14, 2003	Martin, Tenn.	W, 4-1
Sept. 26, 2004	at Little Rock, Ark.	T, 0-0 (2OT)
Sept. 11, 2005	Martin, Tenn.	W, 3-0
Aug. 25, 2019	Martin, Tenn.	T, 0-0 (2OT)
Aug. 22, 2021	at Little Rock, Ark.	T, 0-0 (2OT)
Sept. 22, 2022	at Little Rock, Ark.	L, 2-1
Oct. 28, 2022	at Morehead, Ky.	W, 1-0
Sept. 24, 2023	Martin, Tenn.	T, 1-1
Oct. 27, 2023	Evansville, Ind.	L, 0-1

**LONG BEACH STATE****Long Beach State leads 1-0-0**

Sept. 21, 2006	at Flagstaff, Ariz.	L, 1-0
----------------	---------------------	--------

**LOUISIANA MONROE****Series Tied 1-1-0**

Sept. 10, 2004	Martin, Tenn.	L, 2-0
Aug. 28, 2005	at Monroe, La.	W, 2-0

**LOUISVILLE****Louisville leads 2-1-0**

Aug. 26, 2000	Martin, Tenn.	L, 4-0
Oct. 12, 2001	at Louisville, Ky.	L, 3-1
Aug. 30, 2002	Martin, Tenn.	W, 2-1

**LOYOLA-MARYMOUNT****Loyola-Marymount leads 1-0-0**

Sept. 5, 2010	at Los Angeles, Calif.	L, 2-0
---------------	------------------------	--------

**MARSHALL****UT Martin leads 2-0-0**

Aug. 18, 2017	Martin, Tenn.	W, 4-1
Aug. 24, 2018	Huntington, WV	W, 3-1

**MEMPHIS****Memphis leads 11-1-0**

Sept. 16, 1998	at Memphis, Tenn.	L, 7-1
Sept. 9, 2001	at Memphis, Tenn.	L, 3-0
Oct. 4, 2002	Martin, Tenn.	W, 3-2 (2OT)
Oct. 8, 2003	at Memphis, Tenn.	L, 3-1
Sept. 8, 2004	Martin, Tenn.	L, 2-1
Sept. 7, 2005	at Memphis, Tenn.	L, 3-0
Aug. 27, 2006	Martin, Tenn.	L, 7-0
Sept. 18, 2007	at Memphis, Tenn.	L, 1-4
Nov. 12, 2011^	at Memphis, Tenn.	L, 7-0
Sept. 11, 2015	at Memphis, Tenn.	L, 1-0
Sept. 18, 2016	Martin, Tenn.	L, 5-0
Sept. 17, 2023	at Memphis, Tenn.	L, 4-0

**MIAMI (OHIO)****Miami (Ohio) leads 1-0-0**

Sept. 9, 2011	at Oxford, Ohio	L, 2-1
---------------	-----------------	--------

**MIDDLE TENNESSEE****Middle Tennessee leads 5-2-1**

Sept. 30, 1998	Martin, Tenn.	L, 1-0
Nov. 1, 1998*	at Murfreesboro, Tenn.	L, 7-0
Sept. 8, 1999	at Murfreesboro, Tenn.	L, 4-3 (2OT)
Nov. 4, 1999*	at Murfreesboro, Tenn.	L, 6-1
Sept. 5, 2000	Martin, Tenn.	L, 3-2
Sept. 4, 2011	at Murfreesboro, Tenn.	W, 1-0
Aug. 25, 2013	Martin, Tenn.	T, 0-0 (2OT)
Sept. 8, 2019	at Murfreesboro, Tenn.	W, 2-1

**MISSISSIPPI STATE****Mississippi State leads 4-0-0**

Aug. 20, 2010	Martin, Tenn.	L, 2-1
Aug. 24, 2012	at Starkville, Miss.	L, 3-2
Aug. 28, 2016	at Starkville, Miss.	L, 3-1
Sept. 5, 2019	at Starkville, Miss.	L, 3-0

**MISSISSIPPI VALLEY STATE****UT Martin leads 2-0-0**

Aug. 31, 2008	Martin, Tenn.	W, 1-0
Aug. 26, 2012	at Starkville, Miss.	W, 6-1

**MISSOURI****Missouri leads 1-0-0**

Sept. 14, 2014	at Columbia, Mo.	L, 1-0
----------------	------------------	--------

**MISSOURI STATE****Missouri State leads 8-0-1**

Sept. 12, 1999	Martin, Tenn.	L, 7-0
Sept. 29, 2000	at Springfield, Mo.	L, 6-0
Aug. 31, 2001	Martin, Tenn.	L, 1-0
Sept. 1, 2002	at Springfield, Mo.	L, 4-0
Aug. 31, 2003	Martin, Tenn.	T, 1-1 (2OT)
Sept. 4, 2005	at Springfield, Mo.	L, 4-0
Sept. 1, 2006	Martin, Tenn.	L, 4-1
Aug. 29, 2010	at Springfield, Mo.	L, 2-0
Aug. 26, 2011	Martin, Tenn.	L, 2-1

**MOREHEAD STATE****UT Martin leads 16-13-3**

Sept. 12, 1998	Martin, Tenn.	W, 2-1
Oct. 8, 1999	at Morehead, Ky.	L, 5-3
Oct. 21, 2000	Martin, Tenn.	L, 5-0
Oct. 14, 2001	at Morehead, Ky.	W, 4-1
Oct. 11, 2002	Martin, Tenn.	W, 10-3
Oct. 31, 2003	Martin, Tenn.	W, 5-0
Sept. 24, 2004	at Morehead, Ky.	L, 4-1
Oct. 2, 2005	Martin, Tenn.	W, 7-1
Oct. 8, 2006	at Morehead, Ky.	T, 0-0 (2OT)
Oct. 7, 2007	Martin, Tenn.	W, 3-1
Nov. 6, 2007*	Martin, Tenn.	W, 2-0
Oct. 19, 2008	at Morehead, Ky.	W, 2-1
Nov. 9, 2008*	at Murray, Ky.	L, 1-0
Oct. 18, 2009	Martin, Tenn.	L, 3-2
Sept. 24, 2010	at Morehead, Ky.	L, 4-0
Oct. 9, 2011	at Morehead, Ky.	W, 2-1 (OT)
Nov. 6, 2011*	at Cape Girardeau, Mo.	W, 2-1
Oct. 12, 2012	Martin, Tenn.	W, 2-0
Oct. 11, 2013	at Morehead, Ky.	W, 3-0
Nov. 10, 2013*	Martin, Tenn.	L, 1-0
Oct. 12, 2014	Martin, Tenn.	T, 1-1 (2OT)
Oct. 25, 2015	at Morehead, Ky.	W, 2-0
Nov 1, 2015*	Martin, Tenn.	L, 4-2
Oct. 20, 2016	Martin, Tenn.	L, 2-1 (OT)
Sept. 24, 2017	at Morehead, Ky.	L, 4-2
Oct. 19, 2018	Martin, Tenn.	W, 3-1
Oct. 11, 2019	at Morehead, Ky.	W, 2-1
March 16, 2021	at Morehead, Ky.	L, 1-0
Oct. 24, 2021	at Morehead, Ky.	W, 1-0
Sept. 25, 2022	Martin, Tenn.	L, 3-1
Oct. 30, 2022	at Morehead, Ky.	T, 0-0
Sept. 21, 2023	at Morehead, Ky.	L, 2-0

**MURRAY STATE****Murray State leads 16-6-4**

Sept. 27, 2000	at Murray, Ky.	L, 7-0
Nov. 1, 2000*	at Murray, Ky.	L, 4-3
Oct. 31, 2001	Martin, Tenn.	L, 4-1
Oct. 20, 2002	at Murray, Ky.	T, 1-1 (2OT)
Oct. 12, 2003	Martin, Tenn.	W, 4-2
Oct. 9, 2004	at Murray, Ky.	L, 3-1
Oct. 13, 2005	Martin, Tenn.	L, 3-1
Oct. 21, 2006	at Murray, Ky.	T, 0-0 (2OT)
Oct. 28, 2007	Martin, Tenn.	L, 1-2
Oct. 5, 2008	at Murray, Ky.	L, 2-1
Oct. 4, 2009	Martin, Tenn.	W, 2-0
Nov. 6, 2009*	at Morehead, Ky.	L, 1-0
Oct. 17, 2010	Martin, Tenn.	L, 1-0
Sept. 23, 2011	at Murray, Ky.	T, 2-2 (2OT)
Sept. 30, 2012	Martin, Tenn.	W, 2-1
Sept. 29, 2013	at Murray, Ky.	W, 2-1
Oct. 31, 2014	Martin, Tenn.	L, 1-0
Oct. 2, 2015	at Murray, Ky.	L, 4-3

Oct. 2, 2016	Martin, Tenn.	L, 2-1
Oct. 1, 2017	at Murray, Ky.	L, 3-1
Oct. 5, 2018	Martin, Tenn.	W, 3-1
Nov. 4, 2018*	Martin, Tenn.	L, 2-1
Sept. 27, 2019	at Murray, Ky.	L, 5-1
March 9, 2021	Martin, Tenn.	L, 2-1 (OT)
Oct. 17, 2021	Martin, Tenn.	W, 2-1
Sept. 4, 2022	at Murray, Ky.	T, 2-2
Sept. 3, 2023	Martin, Tenn.	L, 2-1

**NORTH ALABAMA****UT Martin leads 2-1-0**

Oct. 7, 1998	Martin, Tenn.	W, 4-2
Sept. 1, 1999	at Florence, Ala.	L, 4-3 (OT)
Sept. 2, 2021	Martin, Tenn.	W, 4-1

**NORTHERN ARIZONA****Northern Arizona leads 1-0-0**

Sept. 15, 2006	at Flagstaff, Ariz.	L, 1-0
----------------	---------------------	--------

**NORTHERN IOWA****UNI leads 1-0-0**

Sept 7, 2023	at Cedar Falls, Iowa	L, 3-1
--------------	----------------------	--------

**NORTHWESTERN STATE****Northwestern State leads 2-0-0**

Sept. 19, 1999	at Natchitoches, La.	L, 7-0
Sept. 1, 2000	at Hammond, La.	L, 6-1

**OKLAHOMA STATE****Oklahoma State leads 2-0**

Aug. 23	Martin, Tenn.	L, 1-0
Sept. 14	at Stillwater, Okla.	L, 1-0

**OLE MISS****Ole Miss leads 2-0**

Sept. 6, 1998	at Oxford, Miss.	L, 12-0
Aug. 28, 1999	Martin, Tenn.	L, 8-0

**PACIFIC****Series tied 1-1-0**

Sept. 8, 2007	at Honolulu, Hi.	L, 1-0
Sept. 14, 2008	at Stockton, Calif.	W, 1-0

**PURDUE****Purdue leads 1-0**

Aug. 31, 2012	at West LaFayette, Ind.	L, 2-0
---------------	-------------------------	--------

**PURDUE FORT WAYNE****UT Martin leads 2-0-0**

Sept. 21, 2003	Martin, Tenn.	W, 3-1
Sept. 12, 2010	Martin, Tenn.	W, 2-0

**SAINT LOUIS****Series tied 2-2-0**

Oct. 30, 1998	at St. Louis, Mo.	L, 12-0
Sept. 10, 1999	Martin, Tenn.	L, 7-0
Sept. 20, 2013	at St. Louis, Mo.	W, 1-0
Aug. 22, 2014	Martin, Tenn.	W, 3-2 (OT)

**SAMFORD****Samford leads 4-0-1**

Oct. 5, 2003	at Birmingham, Ala.	L, 1-0 (OT)
Oct. 3, 2004	Martin, Tenn.	L, 1-0
Oct. 7, 2005	at Birmingham, Ala.	L, 2-0
Oct. 13, 2006	Martin, Tenn.	T, 0-0 (2OT)
Sept. 28, 2007	at Birmingham, Ala.	L, 0-3

**SAN FRANCISCO****San Francisco leads 1-0-0**

Sept. 12, 2008	at Stockton, Calif.	L, 1-0
----------------	---------------------	--------

**SIUE****SIUE leads 10-9-0**

Sept. 5, 2008	at Murray, Ky.	W, 4-1
Sept. 20, 2009	Martin, Tenn.	W, 5-0
Sept. 12, 2010	at Edwardsville, Ill.	W, 3-2 (OT)
Sept. 30, 2011	Martin, Tenn.	W, 2-0
Oct. 7, 2012	at Edwardsville, Ill.	L, 1-0
Oct. 27, 2013	Martin, Tenn.	L, 1-0
Nov. 8, 2013*	Martin, Tenn.	W, 2-1 (OT)
Oct. 5, 2014	at Edwardsville, Ill.	L, 2-1
Sept. 27, 2015	Martin, Tenn.	W, 1-0
Sept. 23, 2016	at Edwardsville, Ill.	L, 3-1
Oct. 13, 2017	Martin, Tenn.	W, 3-2 (OT)

Oct. 27, 2017*	at Richmond, Ky.	L, 2-1
Sept. 28, 2018	at Edwardsville, Ill.	W, 3-0
Oct. 6, 2019	Martin, Tenn.	L, 3-0
March 12, 2021	at Edwardsville, Ill.	L, 2-0
Apr. 15, 2021	at Murray, Ky.	L, 2-0
Oct. 10, 2021	at Edwardsville, Ill.	W, 1-0
Nov. 7, 2021	Martin, Tenn.	L, 1-0 (OT)
Oct. 20, 2022	at Edwardsville, Ill.	L, 4-1
Oct. 19, 2023	Martin, Tenn.	T, 0-0

**SOUTH ALABAMA****South Alabama leads 2-1-0**

Sept. 5, 2004	Mobile, Ala.	L, 5-0
Sept. 9, 2005	Martin, Tenn.	W, 3-2
Aug. 30, 2015	Troy, Ala.	L, 7-0

**SOUTEAST MISSOURI****Southeast Missouri leads 12-10-6**

Oct. 19, 1999	at Cape Girardeau, Mo.	L, 3-1
Oct. 17, 2000	at Cape Girardeau, Mo.	L, 2-0
Oct. 24, 2001	Martin, Tenn.	L, 2-0
Oct. 27, 2002	at Cape Girardeau, Mo.	L, 3-0
Oct. 17, 2003	Martin, Tenn.	L, 2-1
Nov. 4, 2003*	Martin, Tenn.	L, 2-0
Oct. 15, 2004	at Cape Girardeau, Mo.	L, 1-0
Oct. 23, 2005	Martin, Tenn.	W, 1-0
Sept. 24, 2006	at Cape Girardeau, Mo.	L, 1-0
Oct. 21, 2007	Martin, Tenn.	T, 0-0
Nov. 9, 2007*	at Cape Girardeau, Mo.	L, 0-1
Sept. 28, 2008	at Cape Girardeau, Mo.	T, 1-1
Oct. 11, 2009	Martin, Tenn.	W, 2-1
Oct. 24, 2010	at Cape Girardeau, Mo.	T, 0-0 (2OT)
Oct. 14, 2010	Martin, Tenn.	L, 2-1
Oct. 21, 2011	at Cape Girardeau, Mo.	W, 2-1 (2OT)
Sept. 25, 2012	at Cape Girardeau, Mo.	T, 1-1 (2OT)
Nov. 2, 2012*	Martin, Tenn.	W, 1-0
Nov. 1, 2013	Martin, Tenn.	W, 1-0 (2OT)
Oct. 3, 2014	at Cape Girardeau, Mo.	W, 2-1
Oct. 29, 2015	Martin, Tenn.	T, 0-0 (2OT)
Oct. 27, 2016	at Cape Girardeau, Mo.	L, 4-1
Sept. 17, 2017	Martin, Tenn.	W, 1-0
Sept. 16, 2018	at Cape Girardeau, Mo.	W, 1-0
Oct. 20, 2019	Martin, Tenn.	T, 2-2 (2OT)
Apr. 6, 2021	Martin, Tenn.	W, 4-2
Oct. 3, 2021	at Cape Girardeau, Mo.	W, 4-1
Oct. 23, 2022	Martin, Tenn.	L, 4-2
Oct. 22, 2023	at Cape Girardeau, Mo.	T, 0-0

**SOUTHEASTERN****Southeastern leads 3-0-1**

Oct. 12, 1999	Martin, Tenn.	L, 3-0
Sept. 3, 2000	at Hammond, La.	L, 4-0
Sept. 22, 2002	at Hammond, La.	T, 1-1 (2OT)
Sept. 12, 2003	Martin, Tenn.	L, 2-1 (2OT)

**SOUTHERN ILLINOIS****UT Martin leads 1-0-0**

Aug. 19, 2021	Martin, Tenn.	W, 2-0
---------------	---------------	--------

**SOUTHERN INDIANA****UT Martin leads 1-0-1**

Oct. 16, 2022	at Evansville, Ind.	W, 1-0
Oct. 15, 2023	Martin, Tenn.	T, 1-1

**SOUTHERN MISSISSIPPI****Series Tied 0-0-1**

Sept. 3, 2004	at Mobile, Ala.	T, 0-0 (2OT)
---------------	-----------------	--------------

**STEPHEN F. AUSTIN****Stephen F. Austin leads 2-0-0**

Sept. 13, 2002	Martin, Tenn.	L, 2-1
Sept. 5, 2003	at Nacogdoches, Texas	L, 5-2

**STETSON****Stetson leads 1-0-0**

Sept. 6, 2009	Fort Myers, Fla.	L, 1-0
---------------	------------------	--------

**TENNESSEE****Tennessee leads series 1-0**

Sept. 2, 2018	Knoxville, Tenn.	L, 2-0
---------------	------------------	--------

**TENNESSEE TECH****UT Martin leads series 15-12-2**

Sept. 4, 1998	Martin, Tenn.	L, 1-0
Oct. 9, 1998	at Cookeville, Tenn.	L, 1-0

Oct. 1, 1999	at Cookeville, Tenn.	L, 4-0
Oct. 1, 2000	Martin, Tenn.	L, 7-0
Sept. 28, 2001	at Cookeville, Tenn.	L, 2-0
Oct. 6, 2002	Martin, Tenn.	W, 2-0
Oct. 26, 2003	at Cookeville, Tenn.	W, 2-1
Oct. 24, 2004	Martin, Tenn.	L, 3-1
Sept. 23, 2005	at Cookeville, Tenn.	L, 3-2 (OT)
Sept. 29, 2006	Martin, Tenn.	W, 1-0
Oct. 12, 2007	at Cookeville, Tenn.	T, 0-0
Oct. 24, 2008	Martin, Tenn.	W, 1-0
Nov. 4, 2008*	Martin, Tenn.	W, 2-1
Sept. 25, 2009	at Cookeville, Tenn.	L, 1-0 (2OT)
Oct. 10, 2010	Martin, Tenn.	W, 3-0
Oct. 28, 2011	Martin, Tenn.	W, 2-0
Oct. 28, 2012	Martin, Tenn.	W, 6-0
Oct. 18, 2013	at Cookeville, Tenn.	W, 2-1
Sept. 28, 2014	Martin, Tenn.	W, 5-1
Oct. 22, 2015	at Cookeville, Tenn.	W, 2-1
Oct. 16, 2016	Martin, Tenn.	L, 2-1
Oct. 22, 2017	at Cookeville, Tenn.	L, 1-0
Sept. 21, 2018	Martin, Tenn.	W, 3-1
Oct. 25, 2019	at Cookeville, Tenn.	W, 2-1
March 26, 2021	at Cookeville, Tenn.	W, 1-0 (2OT)
Oct. 7, 2021	Martin, Tenn.	L, 2-1 (2OT)
Nov. 5, 2021	Martin, Tenn.	W, 1-0
Oct. 2, 2022	Martin, Tenn.	T, 2-2
Oct. 12, 2023	at Cookeville, Tenn.	L, 3-2

**TROY****Troy leads 2-1-0**

Oct. 24, 1998	at Jacksonville, Ala.	L, 4-0
Aug. 28, 2015	at Troy, Ala.	L, 2-1
Sept. 2, 2016	Martin, Tenn.	W, 2-1

**TULSA****Tulsa leads 1-0-0**

Sept. 12, 2014	at Tulsa, Okla.	L, 1-0
----------------	-----------------	--------

**UAB****UAB leads 2-0-0**

Aug. 21, 2016	at Birmingham, Ala.	L, 4-1
Aug. 25, 2017	Martin, Tenn.	L, 3-1

**UNC ASHEVILLE****Series tied 0-0-1**

Sept. 7, 2008	at Murray, Ky.	T, 0-0
---------------	----------------	--------

**UNION****UT Martin leads series 1-0**

Sept. 10, 2018	Martin, Tenn.	W, 3-2
----------------	---------------	--------

**VALPARAISO****Valparaiso leads 1-0-0**

Sept. 24, 2000	Martin, Tenn.	L, 6-0
----------------	---------------	--------

**VANDERBILT****Vanderbilt leads 2-0-0**

Sept. 18, 2009	at Nashville, Tenn.	L, 3-0
Aug. 17, 2012	Martin, Tenn.	L, 2-0

**WESTERN ILLINOIS****Series tied 0-0-1**

Oct. 1, 2023	Martin, Tenn.	T, 1-1
--------------	---------------	--------

**WESTERN CAROLINA****Western Carolina leads 4-2-1**

Sept. 17, 2015	at Nashville, Tenn.	L, 3-0
Sept. 10, 2017	at Cullowhee, NC	L, 3-2 (OT)
Sept. 7, 2018	Martin, Tenn.	W, 2-1
Sept. 1, 2019	at Cullowhee, NC	L, 5-4
Sept. 12, 2021	Martin, Tenn.	L, 1-0
Aug. 27, 2022	at Cullowhee, NC	T, 0-0
Aug. 27, 2023	Martin, Tenn.	W, 2-1

**WESTERN KENTUCKY****Western Kentucky leads 3-0-0**

Aug. 21, 2015	at Bowling Green, Ky.	L, 3-1
Aug. 19, 2016	Martin, Tenn.	L, 7-1
Aug. 27, 2017	at Bowling Green, Ky.	L, 1-0 (OT)

**WRIGHT STATE****Series tied 1-1-1**

Sept. 11, 2011	at Oxford, Ohio	L, 3-2
Sept. 15, 2019	at Oxford, Ohio	T, 2-2 (2OT)
Sept. 5, 2021	Martin, Tenn.	W, 4-1



UT MARTIN COACHING HISTORY

NAME	YEARS	OVERALL	PCT.	CONF.	PCT.	CONF. CHAMP.	TOURN. TITLES	NCAA APP.
DR. RUTH HOLDEN	1998-99	3-24	.111	1-8	.111	0	0	0
NATHAN PIFER	2000-05	35-67-8	.354	12-26-4	.333	0	0	0
CRAIG ROBERTS	2006-09	34-27-12	.548	16-9-9	.603	1	0	0
PHIL McNAMARA	2010-22	119-100-27	.539	68-43-12	.602	4	2	2
MIKE VARGA	2023-PRESENT	5-8-6	.421	2-2-5	.500	0	0	0

1998	OVC	Overall
Tennessee Tech	4-0-0	9-7-2
Eastern Illinois	3-1-0	10-7-1
Middle Tennessee	2-2-0	10-8-0
UT Martin	1-3-0	2-15-0
Morehead State	0-4-0	2-16-0

1999	OVC	Overall
Eastern Illinois	5-0-0	11-9-0
Tennessee Tech	3-2-0	7-13-0
Middle Tennessee	2-2-1	10-10-1
Southeast Missouri	2-2-1	4-8-1
Morehead State	2-3-0	4-15-0
UT Martin	0-5-0	1-19-0

2000	OVC	Overall
Eastern Illinois	5-0-0	15-4-1
Tennessee Tech	4-1-0	12-8-0
Southeast Missouri	2-3-0	10-6-1
Morehead State	2-3-0	9-10-1
Murray State	2-3-0	9-11-1
UT Martin	0-5-0	0-18-0

2001	OVC	Overall
Southeast Missouri	5-0-0	16-2-0
Eastern Illinois	4-1-0	14-5-0
Tennessee Tech	3-2-0	12-7-0
Murray State	2-3-0	8-9-0
UT Martin	1-4-0	4-14-0
Morehead State	0-5-0	2-16-0

2002	OVC	Overall
Southeast Missouri	6-0-0	14-4-2
Eastern Illinois	4-1-1	11-7-4
UT Martin	3-2-1	9-7-3
Tennessee Tech	3-3-0	12-6-1
Murray State	2-2-2	8-7-2
Morehead State	0-5-1	2-12-1
Austin Peay	0-5-1	0-12-3

2003	OVC	Overall
Samford	7-1-0	12-4-5
Eastern Illinois	6-0-2	11-5-5
Jacksonville State	4-1-5	11-5-4
UT Martin	4-2-2	9-7-3
Southeast Missouri	4-3-1	10-5-5
Tennessee Tech	3-5-0	9-11-0
Murray State	3-5-0	6-10-3
Austin Peay	1-7-0	5-13-1
Morehead State	0-8-0	2-13-1

2004	OVC	Overall
Samford	7-1-0	10-7-1
Eastern Illinois	6-1-1	13-6-2
Murray State	4-3-1	8-11-1
Morehead State	4-4-0	9-9-1
Jacksonville State	3-3-2	7-11-3
Southeast Missouri	3-3-2	11-6-2
Tennessee Tech	2-3-3	7-6-4
Austin Peay	1-6-1	8-9-2
UT Martin	1-7-0	4-11-2

2005	OVC	Overall
Samford	7-2-0	15-4-4
Eastern Illinois	6-1-2	9-10-2
Southeast Missouri	5-3-1	13-6-1
Murray State	5-3-1	8-10-3
Austin Peay	5-4-0	9-10-0
Jacksonville State	4-4-1	8-9-2
Tennessee Tech	3-5-1	6-11-2
UT Martin	3-6-0	9-10-0
Morehead State	3-6-0	6-11-2
Eastern Kentucky	1-8-0	1-14-1

2006	OVC	Overall
Samford	6-0-3	11-4-3
Morehead State	5-1-3	8-8-3
Eastern Illinois	4-1-4	8-7-5
Southeast Missouri	4-3-2	10-8-2
Austin Peay	3-4-2	6-10-2
UT Martin	2-3-4	5-9-5
Jacksonville State	3-5-1	5-12-2
Murray State	2-4-3	5-9-4
Eastern Kentucky	2-5-2	4-12-2
Tennessee Tech	1-6-2	2-13-3

2007	OVC	Overall
Southeast Missouri	8-0-1	12-2-4
Samford	8-1-0	15-5-1
Murray State	6-3-0	11-8-0
UT Martin	4-2-3	10-6-3
Morehead State	4-4-1	5-10-1
Eastern Illinois	4-5-0	8-11-1
Tennessee Tech	2-5-2	4-10-4
Eastern Kentucky	2-6-1	4-11-3
Jacksonville State	2-6-1	4-12-1
Austin Peay	0-8-1	7-12-1

2008	OVC	Overall
Murray State	7-1-0	12-5-0
Eastern Kentucky	5-3-0	8-8-3
UT Martin	4-2-2	10-5-4
Morehead State	4-2-2	9-9-3
Eastern Illinois	3-4-1	3-14-2
Tennessee Tech	3-4-1	5-14-1
Jacksonville State	2-5-1	5-10-4
Austin Peay	1-4-3	4-12-3
Southeast Missouri	1-5-2	2-9-3
*SIUE	-----	5-8-0

2009	OVC	Overall
Morehead State	5-0-3	8-7-4
UT Martin	6-2-0	9-7-0
Murray State	5-2-1	11-9-2
Tennessee Tech	3-3-2	7-12-3
Eastern Illinois	3-3-2	7-8-5
Eastern Kentucky	2-3-3	5-11-3
Southeast Missouri	2-3-3	8-7-3
Jacksonville State	2-6-0	8-10-0
Austin Peay	0-6-2	1-13-4
*SIUE	-----	3-10-2

2010	OVC	Overall
Morehead State	7-0-1	13-7-1
Southeast Missouri	4-3-1	8-9-1
Austin Peay	4-3-1	14-6-1
Eastern Illinois	3-2-3	7-9-5
Eastern Kentucky	4-4-0	7-10-2
Murray State	3-3-2	4-11-4
UT Martin	3-4-1	8-8-2
Tennessee Tech	2-5-1	4-12-1
Jacksonville State	1-7-0	3-14-1
*SIUE	-----	8-7-1

2011	OVC	Overall
Southeast Missouri	8-1-0	12-6-1
Eastern Kentucky	5-3-1	7-10-3
UT Martin	5-3-1	14-7-2
Murray State	4-3-2	7-9-3
Morehead State	4-4-1	11-8-3
SIUE*	4-5-0	6-9-1
Eastern Illinois	4-5-0	5-12-2
Austin Peay	3-5-1	9-8-1
Jacksonville State	1-4-4	2-13-4
Tennessee Tech	2-7-0	5-13-1

2012	OVC	Overall
UT Martin	8-1-1	13-6-3
Austin Peay	7-2-1	12-8-1
Eastern Kentucky	6-3-1	10-7-3
Southeast Missouri	5-3-2	7-10-4
Belmont	4-4-2	8-9-2
SIUE	4-4-2	7-8-4
Eastern Illinois	4-5-1	6-12-1
Jacksonville State	3-6-1	10-8-2
Morehead State	2-5-3	2-12-4
Tennessee Tech	3-7-0	5-12-1
Murray State	2-8-0	4-13-0

2013	OVC	Overall
UT Martin	8-2-0	11-9-1
Morehead State	7-3-0	10-11-1
Southeast Missouri	6-2-2	9-6-3
SIUE	6-3-1	13-5-3
Eastern Illinois	6-4-0	6-14-0
Austin Peay	5-4-1	10-7-2
Belmont	5-4-1	7-8-2
Eastern Kentucky	4-5-1	5-12-2
Murray State	3-7-0	6-10-1
Tennessee Tech	1-8-1	3-15-1
Jacksonville State	0-9-1	4-13-2

2014	OVC	Overall
Southeast Missouri	8-2-0	11-6-0
SIUE	8-2-0	13-6-2
Murray State	7-3-0	11-9-0
UT Martin	6-3-1	12-6-2
Jacksonville State	6-4-0	12-9-1
Morehead State	5-3-2	11-6-5
Belmont	4-4-2	7-7-4
Austin Peay	3-6-1	4-13-1
Eastern Kentucky	2-7-1	4-14-1
Eastern Illinois	1-8-1	3-14-2
Tennessee Tech	0-8-2	2-14-2

2015	OVC	Overall
Murray State	10-0-0	16-5-0
Tennessee Tech	6-3-1	8-8-4
Jacksonville State	5-4-1	8-9-2
UT Martin	5-4-1	7-11-1
Morehead State	5-4-1	9-11-2
Southeast Missouri	3-2-5	9-6-7
Austin Peay	4-6-0	8-10-0
Eastern Kentucky	4-6-0	4-14-0
Belmont	3-6-1	4-12-2
SIUE	2-7-1	5-11-3
Eastern Illinois	2-7-1	4-13-2

2016	OVC	Overall
Murray State	7-0-3	8-5-4
Eastern Kentucky	8-2-0	13-5-1
Tennessee Tech	6-2-2	11-6-4
SIUE	6-3-1	10-8-5
Austin Peay	5-2-3	10-6-4
Belmont	5-4-1	6-9-4
Southeast Missouri	3-4-3	9-6-4
Morehead State	3-6-1	6-11-2
Jacksonville State	2-8-0	5-13-1
Eastern Illinois	2-8-0	5-13-0
UT Martin	1-9-0	4-14-0

2017	OVC	Overall
Murray State	8-0-2	15-2-2
Tennessee Tech	6-1-3	9-5-3
Eastern Kentucky	6-1-3	11-5-4
Belmont	6-4-0	10-6-2
Southeast Missouri	4-3-3	8-8-4
UT Martin	4-5-1	6-11-3
SIUE	4-5-1	7-10-2
Austin Peay	3-4-3	8-7-3
Jacksonville State	3-7-0	6-10-2
Morehead State	2-7-2	3-13-1
Eastern Illinois	0-9-1	5-12-2

2018	OVC	Overall
UT Martin	9-0-1	15-3-1
Murray State	7-3-0	13-5-1
Eastern Illinois	4-3-3	6-8-6
Eastern Kentucky	4-3-3	8-8-4
SIUE	4-5-1	6-9-2
Belmont	4-5-1	6-8-3
Southeast Missouri	3-4-3	5-8-5
Morehead State	4-6-0	5-14-0
Tennessee Tech	3-5-2	7-8-2
Austin Peay	3-6-1	8-8-1
Jacksonville State	2-7-1	4-11-3

2019	OVC	Overall
Southeast Missouri	8-1-1	11-5-1
Murray State	8-2	11-8
UT Martin	6-2-2	8-6-5
SIUE	5-2-3	10-5-5
Tennessee Tech	4-3-3	6-8-5
Belmont	4-4-2	8-9-5
Austin Peay	3-5-2	4-10-4
Eastern Illinois	2-5-3	4-10-4
Eastern Kentucky	2-6-2	4-12-2
Morehead State	2-6-2	4-12-2
Jacksonville State	1-9	4-14

2020-21	OVC	Overall
Murray State	9-1	9-2
SIUE	6-2-2	8-3-2
UT Martin	6-3-1	6-4-1
Southeast Missouri	6-3-1	7-4-1
Belmont	5-4-1	5-4-1
Tennessee Tech	4-5-1	4-5-1
Jacksonville State	4-5-1	4-5-1
Eastern Kentucky	4-5-1	4-5-1
Austin Peay	2-7-1	2-7-1
Eastern Illinois	2-7-1	2-7-1
Morehead State	2-8	2-8

2021	OVC	Overall
UT Martin	6-2	11-6-1
SIUE	6-2	11-7
Belmont	5-3	8-8-1
Murray State	4-3-1	9-8-1
Tennessee Tech	3-2-3	6-6-4
Morehead State	2-4-2	4-10-4
Southeast Missouri	2-4-2	7-10-2
Eastern Illinois	2-5-1	4-11-2
Austin Peay	1-6-1	4-10-3

2022	OVC	Overall
Tennessee Tech	5-0-3	8-5-5
SIUE	5-1-2	8-6-4
Southeast Missouri	4-2-2	8-6-3
Morehead State	4-2-2	7-7-4
Lindenwood	2-2-4	6-8-6
Little Rock	2-3-3	5-7-5
Southern Indiana	1-5-2	5-8-4
UT Martin	1-5-2	4-9-5
Eastern Illinois	0-4-4	2-6-8

2023	OVC	Overall
Tennessee Tech	7-1-1	9-6-4
Morehead State	6-1-2	9-6-5
SIUE	3-2-4	5-6-6
Southern Indiana	3-2-3	4-8-7
Eastern Illinois	3-4-2	4-9-4
UT Martin	2-2-5	5-8-6
Little Rock	2-3-4	7-5-8
Southeast Missouri	2-3-4	7-6-6
Western Illinois	1-4-4	3-8-5
Lindenwood	1-8	3-13-1

\* - reclassifying not eligible for OVC play

**1998 Results****Coach: Dr. Ruth Holden****2-15 Overall • 1-3 OVC****Home: 2-2 • Away: 0-12 • Neutral: 0-1**

Date	Opponent	Result	Score
Sept. 4	Tennessee Tech	L	1-0
Sept. 6	at Ole Miss	L	12-0
Sept. 8	at Chattanooga	L	5-1
Sept. 12	Morehead State*	W	2-1
Sept. 16	at Memphis	L	7-1
Sept. 19	at Eastern Illinois*	L	7-1
Sept. 22	at Lambuth	L	5-2
Sept. 30	Middle Tennessee*	L (OT)	1-0
Oct. 3	at Little Rock	L	7-2
Oct. 4	at Drury	L	5-0
Oct. 7	North Alabama	W	4-2
Oct. 9	at Tennessee Tech*	L	1-0
Oct. 14	at Belmont	L	6-0
Oct. 24	vs. Troy^	L	4-0
Oct. 25	at Jacksonville State^	L	6-0
Oct. 30	at Saint Louis	L	12-0
Nov. 1	at Middle Tennessee	L	7-0

\* Ohio Valley Conference Match  
^ Kick Out Cancer Tournament - Jacksonville, Ala.

**1999 Results****Coach: Dr. Ruth Holden****1-19 Overall • 0-5 OVC****Home: 1-9 • Away: 0-10 • Neutral: 0-0**

Date	Opponent	Result	Score
Aug. 28	Ole Miss	L	8-0
Sept. 1	at North Alabama	L (OT)	4-3
Sept. 4	Belmont	L	5-1
Sept. 5	Drury	L	4-2
Sept. 8	at Middle Tennessee*	L (OT)	4-3
Sept. 10	Saint Louis	L	7-0
Sept. 12	Missouri State	L	7-0
Sept. 15	Little Rock	L	2-1
Sept. 18	at Centenary	L	9-0
Sept. 19	at Northwestern State	L	7-0
Sept. 25	at High Point	L	4-0
Sept. 26	at ETSU	L	4-2
Oct. 1	at Tennessee Tech*	L	4-0
Oct. 8	at Morehead State*	L	5-3
Oct. 9	Appalachian State	L	5-0
Oct. 12	Southeastern Louisiana	L	3-0
Oct. 19	at Southeast Missouri*	L	3-1
Oct. 22	Chattanooga	W	2-1
Oct. 29	Eastern Illinois*	L	4-1
Nov. 4	Middle Tennessee#	L	6-1

\* Ohio Valley Conference Match  
# Ohio Valley Conference Tournament

**2000 Results****Coach: Nathan Pifer****0-18 Overall • 0-5 OVC****Home: 0-7 • Away: 0-10 • Neutral: 0-1**

Date	Opponent	Result	Score
Aug. 26	Louisville	L	4-0
Sept. 1	Northwestern State^	L	6-1
Sept. 3	at Southeastern Louisiana^	L	4-0
Sept. 8	at Little Rock	L	3-1
Sept. 10	Centenary	L	8-1
Sept. 13	Christian Brothers	L	7-0
Sept. 15	at Drury	L	5-0
Sept. 17	at Eastern Illinois*	L	6-0
Sept. 23	ETSU	L	2-1
Sept. 24	Valparaiso	L	6-0
Sept. 27	at Murray State*	L	7-0
Sept. 29	at Missouri State	L	6-0
Oct. 1	Tennessee Tech*	L	7-0
Oct. 7	at Belmont	L	3-1
Oct. 17	at Southeast Missouri*	L	2-0
Oct. 21	Morehead State*	L	5-0
Oct. 24	at Chattanooga	L	6-1
Nov. 1	Murray State#	L	4-3

^ Smith Properties/Southeastern Classic - Hammond, La.  
\* Ohio Valley Conference Match  
# Ohio Valley Conference Tournament

**2001 Results****Coach: Nathan Pifer****4-14 Overall • 1-4 OVC****Home: 1-8 • Away: 3-6 • Neutral: 0-0**

Date	Opponent	Result	Score
Aug. 31	Missouri State	L	1-0
Sept. 2	at Evansville	L	7-0
Sept. 5	Middle Tennessee	L	3-2
Sept. 7	at Christian Brothers	L	12-0
Sept. 9	at Memphis	L	3-0
Sept. 12	Belmont	L	3-2
Sept. 23	at Little Rock	W	2-1
Sept. 28	at Tennessee Tech*	L	2-0
Sept. 30	at Alabama	L	5-0
Oct. 5	Lipscomb	W	2-0
Oct. 9	Chattanooga	L (OT)	3-2
Oct. 12	at Louisville	L	3-1
Oct. 14	at Morehead State*	W	4-1
Oct. 19	at Arkansas State	W	1-0
Oct. 21	Eastern Illinois*	L	4-1
Oct. 24	Southeast Missouri*	L	2-0
Oct. 28	Florida Atlantic	L	7-1
Oct. 31	Murray State*	L	4-1

\* Ohio Valley Conference Match

**2002 Results****Coach: Nathan Pifer****9-7-3 Overall • 3-2-1 OVC****Home: 7-2 • Away: 2-5-3 • Neutral: 0-0**

Date	Opponent	Result	Score
Aug. 30	Louisville	W	2-1
Sept. 1	at Missouri State	L	4-0
Sept. 8	Arkansas State	W	5-2
Sept. 13	Stephen F. Austin^	L	2-1
Sept. 15	Little Rock^	W	4-1
Sept. 20	at Jackson State	W	7-0
Sept. 22	at Southeastern Louisiana	T (2OT)	1-1
Sept. 27	at Lipscomb	T (2OT)	0-0
Sept. 29	Austin Peay*	W	4-0
Oct. 4	Memphis	W (OT)	3-2
Oct. 6	Tennessee Tech*	W	2-0
Oct. 11	Morehead State*	W	10-3
Oct. 16	at Belmont	W	4-1
Oct. 20	at Murray State*	T (2OT)	1-1
Oct. 25	at Eastern Illinois*	L	1-0
Oct. 27	at Southeast Missouri*	L	3-0
Nov. 1	at Chattanooga	L (OT)	3-2
Nov. 3	Alabama	L	3-0
Nov. 8	Eastern Illinois#	L	1-0

^ PUMA Skyhawk Invitational  
\* Ohio Valley Conference Match  
# Ohio Valley Conference Tournament

**2003 Results****Coach: Nathan Pifer****9-7-3 Overall • 4-2-2 OVC****Home: 6-3-2 • Away: 3-4-1 • Neutral: 0-0**

Date	Opponent	Result	Score
Aug. 29	Cumberland	W	5-0
Aug. 31	Missouri State	T (OT)	1-1
Sept. 5	at Stephen F. Austin	L	5-2
Sept. 7	at Arkansas State	W	1-0
Sept. 12	Southeastern Louisiana	L (OT)	2-1
Sept. 14	Little Rock^	W	4-1
Sept. 17	Belmont^	W	8-0
Sept. 21	Purdue Fort Wayne	W	3-1
Oct. 3	at Jacksonville State*	T (2OT)	0-0
Oct. 5	at Samford*	L (OT)	1-0
Oct. 8	at Memphis	L	3-1
Oct. 12	Murray State*	W	4-2
Oct. 14	at Lipscomb	L	1-0
Oct. 17	Southeast Missouri	L	2-1
Oct. 19	Eastern Illinois	T (2OT)	3-3
Oct. 24	at Austin Peay*	W	2-1
Oct. 26	at Tennessee Tech*	W	2-1
Oct. 31	Morehead State*	W	5-0
Nov. 4	Southeast Missouri#	L	2-0

^ PUMA Skyhawk Invitational  
\* Ohio Valley Conference Match  
# Ohio Valley Conference Tournament

**2004 Results****Coach: Nathan Pifer****4-11-2 Overall • 1-7 OVC****Home: 3-5 • Away: 1-6-1 • Neutral: 0-0-1**

Date	Opponent	Result	Score
Aug. 27	at Chattanooga	L	4-1
Sept. 1	at Belmont	W	2-1
Sept. 3	Southern Miss#	T (2OT)	0-0
Sept. 5	at South Alabama#	L	5-0
Sept. 8	Memphis	L	2-1
Sept. 10	Louisiana-Monroe^	L	2-0
Sept. 12	Arkansas State^	W	2-1
Sept. 24	at Morehead State*	L	4-1
Sept. 26	at Little Rock	T (2OT)	0-0
Oct. 1	Jacksonville State*	L	1-0
Oct. 3	Samford*	L	1-0
Oct. 9	at Murray State*	L	3-1
Oct. 15	at Southeast Missouri*	L	1-0
Oct. 17	at Eastern Illinois*	L	3-1
Oct. 22	Austin Peay*	W (2OT)	2-1
Oct. 24	Tennessee Tech*	L	3-1
Oct. 29	Lipscomb	W	4-1

# Keltie Port City Classic - Mobile, Ala.  
^ PUMA Skyhawk Invitational  
\* Ohio Valley Conference Match

**2005 Results****Coach: Nathan Pifer****9-10 Overall • 3-6 OVC****Home: 8-2 • Away: 1-7 • Neutral: 0-1**

Date	Opponent	Result	Score
Aug. 26	vs. Centenary#	L	2-1
Aug. 28	at Louisiana-Monroe#	W	2-0
Aug. 31	Chattanooga	W	6-0
Sept. 4	at Missouri State	L	4-0
Sept. 7	at Memphis	L	3-0
Sept. 9	South Alabama^	W	3-2
Sept. 11	Little Rock^	W	3-0
Sept. 16	Belmont	W (2OT)	3-2
Sept. 18	at Arkansas State	L (OT)	3-2
Sept. 23	at Tennessee Tech*	L (OT)	3-2
Sept. 25	at Austin Peay*	L (2OT)	2-1
Sept. 30	Eastern Kentucky*	W	6-0
Oct. 2	Morehead State*	W	7-1
Oct. 7	at Samford*	L	2-0
Oct. 9	at Jacksonville State*	L	3-1
Oct. 13	Murray State*	L	3-1
Oct. 21	Eastern Illinois*	L (OT)	1-0
Oct. 23	Southeast Missouri*	W	1-0
Oct. 28	Lipscomb	W	5-0

# Waterfront Grill Classic - Monroe, La.  
^ PUMA Skyhawk Invitational  
\* Ohio Valley Conference Match

**2006 Results****Coach: Craig Roberts****5-9-5 Overall • 2-3-4 OVC****Home: 4-3-1 • Away: 1-4-4 • Neutral: 0-2**

Date	Opponent	Result	Score
Aug. 25	at Belmont	L	4-1
Aug. 27	Memphis	L	7-0
Sept. 1	Missouri State	L	4-1
Sept. 3	at Chattanooga	T (2OT)	1-1
Sept. 8	ETSU State^	W	3-2
Sept. 10	Arkansas State^	W (2OT)	2-1
Sept. 15	vs. Northern Arizona&	L	1-0
Sept. 17	vs. Long Beach State&	L	1-0
Sept. 22	at Eastern Illinois*	L	1-0
Sept. 24	at Southeast Missouri*	L	1-0
Sept. 29	Tennessee Tech	W	1-0
Oct. 1	Austin Peay*	L	3-1
Oct. 6	at Eastern Kentucky*	T (2OT)	0-0
Oct. 8	at Morehead State*	T (2OT)	0-0
Oct. 13	Samford*	T (2OT)	0-0
Oct. 15	Jacksonville State*	W	1-0
Oct. 21	at Murray State*	T (2OT)	0-0
Oct. 27	at Lipscomb	W	3-0
Oct. 31	at Eastern Illinois#	L	1-0

^ PUMA Skyhawk Invitational  
& Northern Arizona Invitational  
\* Ohio Valley Conference Match  
# Ohio Valley Conference Tournament



## 2007 Results

Coach: Craig Roberts

10-6-3 Overall • 4-2-3 OVC

Home: 6-1-1 • Away: 4-4-2 • Neutral: 0-1

Date	Opponent	Result	Score
Aug. 31	at Lipscomb	W	2-0
Sept. 8	vs. Pacific&	L	1-0
Sept. 9	at Hawaii&	L	3-0
Sept. 14	Bacone College^	W	8-0
Sept. 16	Christian Brothers^	W	8-1
Sept. 18	at Memphis	L	4-1
Sept. 21	at Arkansas State	W	2-0
Sept. 24	at Lambuth	W	7-1
Sept. 28	at Samford*	L	3-0
Sept. 30	at Jacksonville State*	T (2OT)	1-1
Oct. 5	Eastern Kentucky*	W	1-0
Oct. 7	Morehead State*	W	3-1
Oct. 12	at Tennessee Tech*	T (2OT)	0-0
Oct. 14	at Austin Peay*	W	1-0
Oct. 19	Eastern Illinois*	W (OT)	2-1
Oct. 21	Southeast Missouri	T	0-0
Oct. 28	Murray State*	L (OT)	2-1
Nov. 6	Morehead State#	W	2-0
Nov. 9	at Southeast Missouri#	L	1-0

&amp; Outrigger Hotels Soccer Classic - Waipahu, Hawaii

^ PUMA Skyhawk Invitational

\* Ohio Valley Conference Match

# Ohio Valley Conference Tournament

## 2008 Results

Coach: Craig Roberts

10-5-4 Overall • 4-2-2 OVC

Home: 7-1-1 • Away: 2-2-1 • Neutral: 1-2-2

Date	Opponent	Result	Score
Aug. 22	Alabama A&M	W	2-1
Aug. 29	Belmont	L	1-0
Aug. 31	Mississippi Valley State	W	1-0
Sept. 5	SIUE%	W	4-1
Sept. 7	UNC Asheville%	T (2OT)	0-0
Sept. 12	San Francisco^	L	1-0
Sept. 14	at Pacific^	W	1-0
Sept. 21	Bethel	W	3-1
Sept. 26	Eastern Illinois*	W	1-0
Sept. 28	at Southeast Missouri*	T (2OT)	1-1
Oct. 5	at Murray State*	L	2-1
Oct. 12	Jacksonville State*	W	1-0
Oct. 17	at Eastern Kentucky*	L	1-0
Oct. 19	at Morehead State*	W	2-1
Oct. 24	Tennessee Tech*	W	1-0
Oct. 26	Austin Peay*	T (2 OT)	1-1
Nov. 4	Tennessee Tech#	W	2-1
Nov. 7	vs. Eastern Ky.#	T (4-3 PK)	0-0
Nov. 9	vs. Morehead State#	L	1-0

&amp; Racer-Hampton Inn Classic - Murray, Ky.

^ Pacific Fall Tournament - Stockton, Calif.

\* Ohio Valley Conference Match

# Ohio Valley Conference Tournament

## 2009 Results

Coach: Craig Roberts

9-7 Overall • 6-2 OVC

Home: 6-1 • Away: 2-4 • Neutral: 1-2

Date	Opponent	Result	Score
Aug. 28	Lipscomb	W	2-0
Aug. 30	at Belmont	L	2-1
Sept. 4	at Florida Gulf Coast^	L	1-0
Sept. 6	vs. Stetson^	L	1-0
Sept. 11	Kansas City&	W	3-0
Sept. 18	at Vanderbilt	L	3-0
Sept. 20	SIUE	W	5-0
Sept. 25	at Tennessee Tech*	L (2OT)	1-0
Sept. 27	at Jacksonville State*	W	1-0
Oct. 4	Murray State*	W	2-0
Oct. 11	Southeast Missouri*	W	2-1
Oct. 16	Eastern Kentucky*	W	2-0
Oct. 18	Morehead State*	L	3-2
Oct. 25	at Austin Peay*	W	3-0
Oct. 31	Eastern Illinois%	W	1-0
Nov. 6	vs. Murray State#	L	1-0

^ Embassy Suites Kick-off Classic - Fort Myers, Fla.

&amp; PUMA Skyhawk Invitational

\* Ohio Valley Conference Match

% Match played in Terre Haute, Ind.

# Ohio Valley Conference Tournament

## 2010 Results

Coach: Phil McNamara

8-8-2 Overall • 3-4-1 OVC

Home: 5-2 • Away: 3-6-2 • Neutral: 0-0

Date	Opponent	Result	Score
Aug. 20	Mississippi State	L	2-1
Aug. 22	at Arkansas State	T (2OT)	2-2
Aug. 27	at Lipscomb	W (2OT)	1-0
Aug. 29	at Missouri State	L	2-0
Sept. 3	at CSU Bakersfield	L	1-0
Sept. 5	at Loyola-Marymount	L	2-0
Sept. 10	Evansville	W	2-0
Sept. 12	Purdue Fort Wayne	W	2-0
Sept. 19	at SIUE	W (OT)	3-2
Sept. 24	at Morehead State*	L	4-0
Sept. 26	at Eastern Kentucky*	L (2OT)	2-1
Oct. 1	Austin Peay*	W	1-0
Oct. 3	Jacksonville State*	W	2-0
Oct. 10	Tennessee Tech*	W	3-0
Oct. 15	Arkansas-Pine Bluff	W	1-0
Oct. 17	Murray State*	L	1-0
Oct. 22	at Eastern Illinois*	L	1-0
Oct. 24	at Southeast Missouri*	T (2OT)	0-0

\* Ohio Valley Conference Match

## 2011 Results

Coach: Phil McNamara

14-7-2 Overall • 5-3-1 OVC

Home: 7-3 • Away: 4-3-2 • Neutral: 3-1

Date	Opponent	Result	Score
Aug. 19	Arkansas-Pine Bluff	W	5-1
Aug. 21	Georgia State	W	2-0
Aug. 26	Missouri State	L	2-1
Aug. 28	Lipscomb	W	1-0
Sept. 2	Arkansas State	W	4-2
Sept. 4	at Middle Tennessee	W	1-0
Sept. 9	at Miami (Ohio)&	L	2-1
Sept. 11	Wright State&	L	3-2
Sept. 18	at Evansville	T (2OT)	2-2
Sept. 23	at Murray State*	T (2OT)	2-2
Sept. 25	at Austin Peay*	W	2-0
Sept. 30	SIUE*	W	2-0
Oct. 2	Eastern Illinois*	L	1-0
Oct. 7	at Eastern Kentucky*	L	2-1
Oct. 9	at Morehead State*	W (OT)	2-1
Oct. 14	Southeast Missouri*	L	2-1
Oct. 21	at Southeast Missouri	W (2OT)	2-1
Oct. 28	Tennessee Tech*	W	2-0
Oct. 30	Jacksonville State*	W (2OT)	2-1
Nov. 3	Eastern Illinois^	W	2-1
Nov. 4	Eastern Kentucky^	W	4-0
Nov. 6	Morehead State^	W	2-1
Nov. 12	at Memphis\$	L	7-0

&amp; Miami (Ohio) Redhawk Shootout - Oxford, Ohio

^ Ohio Valley Conference Match

\* Ohio Valley Conference Tournament - Cape Girardeau, Mo.

\$ NCAA Tournament - Memphis, Tenn.

## 2012 Results

Coach: Phil McNamara

13-6-3 Overall • 8-1-1 OVC

Home: 8-1 • Away 4-5-3 • Neutral: 1-0

Date	Opponent	Result	Score
Aug. 17	Vanderbilt	L	2-0
Aug. 24	at Mississippi State&	L	3-2
Aug. 26	vs. Mississippi Valley State&	W	6-1
Aug. 31	at Purdue	L	2-0
Sept. 2	at Butler	T (2OT)	0-0
Sept. 7	at Arkansas State	L	4-1
Sept. 9	Lipscomb	W	5-1
Sept. 14	at Georgia State	T (2OT)	1-1
Sept. 16	at Kennesaw State	W	2-0
Sept. 25	at Southeast Missouri*	T (2OT)	1-1
Sept. 28	Austin Peay*	W	2-1
Sept. 30	Murray State*	W	2-1
Oct. 5	at Eastern Illinois*	W	5-1
Oct. 7	at SIUE*	L	1-0
Oct. 12	Morehead State*	W	2-0
Oct. 14	Eastern Kentucky*	W	3-0
Oct. 21	at Belmont*	W	1-0
Oct. 26	at Jacksonville State*	W	3-1
Oct. 28	Tennessee Tech*	W	6-0
Nov. 2	Southeast Missouri^	W	1-0
Nov. 4	Austin Peay^	W	2-0
Nov. 9	at Kentucky\$	L (OT)	1-0

&amp; Bulldog Classic - Starkville, Miss.

^ Ohio Valley Conference Match

\* Ohio Valley Conference Tournament - Martin, Tenn.

\$ NCAA Tournament - Lexington, Ky.

## 2013 Results

Coach: Phil McNamara

11-9-1 Overall • 8-2 OVC

Home: 5-4-1 • Away 6-4 • Neutral: 0-1

OVC REGULAR SEASON CHAMPIONS

Date	Opponent	Result	Score
Aug. 23	Oklahoma State	L	1-0
Aug. 25	Middle Tennessee	T (2OT)	0-0
Aug. 30	Evansville	L	3-0
Sept. 2	Lipscomb	W	2-0
Sept. 6	at Denver &	L	1-0
Sept. 8	vs. Colorado &	L	4-1
Sept. 13	Georgia State	L	1-0
Sept. 15	at Indiana State	L	4-2
Sept. 20	at Saint Louis	W	1-0
Sept. 27	at Austin Peay*	L	2-1
Sept. 29	at Murray State*	W	2-1
Oct. 4	Jacksonville State*	W	3-1
Oct. 11	at Morehead State*	W	3-0
Oct. 13	at Eastern Kentucky*	W	1-0
Oct. 18	at Tennessee Tech*	W (2OT)	2-1
Oct. 20	Belmont*	W	2-0
Oct. 25	Eastern Illinois*	W	2-0
Oct. 27	SIUE*	L	1-0
Nov. 1	Southeast Missouri*	W (2OT)	1-0
Nov. 8	SIUE^	W (OT)	2-1
Nov. 10	Morehead State^	L	1-0

&amp; Denver Classic - Denver, Colo.

^ Ohio Valley Conference Match

\* Ohio Valley Conference Tournament - Martin, Tenn.

## 2014 Results

Coach: Phil McNamara

12-6-2 Overall • 6-3-1 OVC

Home: 7-1-1 • Away 5-5 • Neutral: 0-0-1

Date	Opponent	Result	Score
Aug. 22	Saint Louis	W	3-2
Aug. 27	Bethel (TN)	W	6-0
Aug. 31	Indiana State	W	3-0
Sept. 3	Evansville	W	1-0
Sept. 7	at Missouri	L	1-0
Sept. 12	at Tulsa	L	1-0
Sept. 14	at Oklahoma State	L	1-0
Sept. 19	at Kennesaw State	W	1-0
Sept. 21	at Georgia State	W	2-0
Sept. 26	at Jacksonville State*	L (OT)	2-1
Sept. 28	Tennessee Tech*	W	5-1
Oct. 3	at Southeast Missouri*	W	2-1
Oct. 5	at SIUE*	L	2-1
Oct. 10	Eastern Kentucky*	W	4-0
Oct. 12	Morehead State*	T	1-1
Oct. 19	at Eastern Illinois*	W (OT)	2-1
Oct. 24	at Belmont*	W	4-2
Oct. 26	Austin Peay*	W	4-2
Oct. 31	Murray State*	L	1-0
Nov. 6	Jacksonville State^	T (3-4 PK)	1-1

^ Ohio Valley Conference Match

\* Ohio Valley Conference Tournament - Cape Girardeau, Mo.

## 2015 Results

Coach: Phil McNamara

7-11-1 Overall • 5-4-1 OVC

Home: 3-2-1 • Away 3-7 • Neutral: 1-2

Date	Opponent	Result	Score
Aug. 21	at Western Kentucky	L	3-1
Aug. 23	at Evansville	W	3-2
Aug. 28	at Troy%	L	2-1
Aug. 30	vs. South Alabama%	L	7-0
Sept. 6	at Kansas City	L	4-1
Sept. 11	at Memphis	L	1-0
Sept. 17	vs. Western Carolina\$	L	3-0
Sept. 19	vs. Akron\$	W (OT)	2-1
Sept. 25	Eastern Illinois*	W	3-1
Sept. 27	SIUE*	W	1-0
Oct. 2	at Murray State*	L	4-3
Oct. 4	at Austin Peay*	L	3-1
Oct. 11	at Eastern Kentucky*	L	2-0
Oct. 16	Jacksonville State*	L	2-0
Oct. 18	Belmont*	W	3-1
Oct. 22	at Tennessee Tech*	W	2-1
Oct. 25	at Morehead State*	W	2-0
Oct. 29	Southeast Missouri*	T	0-0
Nov. 1	Morehead State^	L	4-2

\* Ohio Valley Conference Match

% Troy Trojan Classic - Troy, Ala.

\$ Lipscomb Classic - Nashville, Tenn.

^ Ohio Valley Conference Tournament - Martin, Tenn.

## 2016 Results

Coach: Phil McNamara

4-14 Overall • 1-9 OVC

Home: 2-8 • Away 2-6 • Neutral: 0-0

Date	Opponent	Result	Score
Aug. 19	Western Kentucky	L	7-1
Aug. 21	at UAB	L	4-1
Aug. 28	at Mississippi State	L	3-1
Sept. 2	Troy	W	2-1
Sept. 4	Kansas City	L	2-0
Sept. 9	at Chattanooga	W	3-2
Sept. 13	Evansville	W	2-0
Sept. 18	Memphis	L	5-0
Sept. 23	at SIUE*	L	3-1
Sept. 25	at Eastern Illinois*	L(OT)	1-0
Sept. 30	Austin Peay*	L	4-3
Oct. 2	Murray State*	L	2-1
Oct. 7	at Belmont*	L	1-0
Oct. 9	at Jacksonville State*	W(OT)	2-1
Oct. 14	Eastern Kentucky*	L	4-2
Oct. 16	Tennessee Tech*	L	2-1
Oct. 20	Morehead State*	L(OT)	2-1
Oct. 27	at Southeast Missouri*	L	4-1

\* Ohio Valley Conference Match

## 2017 Results

Coach: Phil McNamara

6-11-3 Overall • 4-5-1 OVC

Home: 5-3-1 • Away 1-7-2 • Neutral: 0-1

Date	Opponent	Result	Score
Aug. 18	Marshall	W	4-1
Aug. 20	at Evansville	L	2-1
Aug. 25	UAB	L	3-1
Aug. 27	at Western Kentucky	L(OT)	1-0
Sept. 1	Chattanooga	T	2-2
Sept. 3	at Lipscomb	T	1-1
Sept. 6	at Jackson State	W	2-1
Sept. 8	Arkansas State	L	2-0
Sept. 10	at Western Carolina	L(OT)	3-2
Sept. 15	Jacksonville State*	W	1-0
Sept. 17	Southeast Missouri*	W	1-0
Sept. 22	at Eastern Kentucky*	L	1-0
Sept. 24	at Morehead State*	L	4-2
Oct. 1	at Murray State*	L	3-1
Oct. 6	Belmont*	L	3-2
Oct. 8	at Austin Peay*	T	2-2
Oct. 13	SIUE*	W(OT)	3-2
Oct. 15	Eastern Illinois*	W	2-1
Oct. 22	at Tennessee Tech*	L	1-0
Oct. 27	vs. SIUE^	L	2-1

\* Ohio Valley Conference Match

^ Ohio Valley Conference Tournament - Richmond, Ky.

## 2018 Results

Coach: Phil McNamara

15-3-1 Overall • 9-0-1 OVC

Home: 10-1 • Away 5-2-1 • Neutral: 0-0

OVC REGULAR SEASON CHAMPIONS

Date	Opponent	Result	Score
Aug. 16	at Arkansas State	L	2-0
Aug. 24	at Marshall	W	3-1
Aug. 26	Jackson State	W	10-0
Aug. 29	Evansville	W	1-0
Sept. 2	at No. 10 Tennessee	L	2-0
Sept. 7	Western Carolina	W	2-1
Sept. 10	Union	W	3-2
Sept. 16	at Southeast Missouri*	W	1-0
Sept. 21	Tennessee Tech*	W	3-1
Sept. 28	at SIUE*	W	3-0
Oct. 5	Murray State*	W	3-1
Oct. 7	at Jacksonville State*	W	4-1
Oct. 12	at Belmont*	W	2-0
Oct. 14	Austin Peay*	W	5-0
Oct. 19	Eastern Kentucky*	W	2-1
Oct. 21	Morehead State*	W	2-1
Nov. 2	vs. Eastern Kentucky^	W	3-2
Nov. 4	vs. Murray State^	L	2-1

\* Ohio Valley Conference Match

^ Ohio Valley Conference Tournament - Martin, Tenn.

## 2019 Results

Coach: Phil McNamara

8-6-5 Overall • 6-2-1 OVC

Home: 3-3-3 • Away 5-3-2 • Neutral: 0-0

Date	Opponent	Result	Score
Aug. 22	Arkansas State	W	3-1
Aug. 25	Little Rock	T (2OT)	0-0
Aug. 29	at Evansville	T (2OT)	1-1
Sept. 1	at Western Carolina	L	5-4
Sept. 5	at Mississippi State	L	3-0
Sept. 8	at Middle Tennessee	W	2-1
Sept. 12	Indiana	L	2-1
Sept. 15	at Wright State	T (2OT)	2-2
Sept. 20	Eastern Illinois*	T (2OT)	0-0
Sept. 22	Belmont*	W	1-0
Sept. 27	at Murray State*	L	5-1
Sept. 29	at Austin Peay*	W	2-0
Oct. 6	SIUE*	L	3-0
Oct. 11	at Morehead State*	W	2-1
Oct. 13	at Eastern Kentucky*	W	4-1
Oct. 20	Southeast Missouri	T (2OT)	2-2
Oct. 25	at Tennessee Tech*	W	2-1
Oct. 27	Jacksonville State*	W	4-0
Nov. 3	vs. Belmont^	L	3-2

\* Ohio Valley Conference Match

^ Ohio Valley Conference Tournament - Richmond, Ky.

## \*2020 Results\*

Coach: Phil McNamara

6-4-1 Overall • 6-4-1 OVC

Home: 3-1-1 • Away 3-2 • Neutral: 0-1

Date	Opponent	Result	Score
March 2	Eastern Illinois*	W	1-0
March 5	at Belmont*	W	1-0
March 9	Murray State*	L (OT)	2-1
March 12	at SIUE*	L	2-0
March 16	at Morehead State*	L	1-0
March 23	Jacksonville State*	T (2OT)	1-1
March 26	at Tennessee Tech*	W (2OT)	1-0
March 30	at Austin Peay*	W	2-0
Apr. 2	Eastern Kentucky*	W	5-1
Apr. 6	Southeast Missouri*	W	4-2
Apr. 15	vs. SIUE^	L	2-0

\* Ohio Valley Conference Match

^ Ohio Valley Conference Tournament - Murray, Ky.

(Games were played during 2021 Spring due to COVID-19 pandemic)

## 2021 Results

Coach: Phil McNamara

11-6-1 Overall • 6-2 OVC

Home: 6-4 • Away 5-2-1 • Neutral: 0-0

OVC REGULAR SEASON CHAMPIONS

Date	Opponent	Result	Score
Aug. 19	Southern Illinois	W	2-0
Aug. 22	at Little Rock	T (2OT)	0-0
Aug. 26	at Indiana	L	1-0
Aug. 29	at Indiana State	W	2-1
Sept. 2	North Alabama	W	4-1
Sept. 5	Wright State	W	4-1
Sept. 12	Western Carolina	L	1-0
Sept. 19	at Arkansas	L	4-0
Sept. 26	at Austin Peay*	W	1-0
Sept. 30	Eastern Illinois*	W	4-1
Oct. 3	at Southeast Missouri*	W	4-1
Oct. 7	Tennessee Tech*	L (2OT)	2-1
Oct. 10	at SIUE*	W	1-0
Oct. 17	Murray State*	W	2-1
Oct. 21	Belmont*	L	1-0
Oct. 24	at Morehead State*	W	1-0
Nov. 5	vs. Tennessee Tech^	W	1-0
Nov. 7	vs. SIUE^	L (OT)	1-0

\* Ohio Valley Conference Match

^ Ohio Valley Conference Tournament - Martin, Tenn.

## 2022 Results

Coach: Phil McNamara

4-9-5 Overall • 1-5-2 OVC

Home: 2-6-1 • Away 1-3-4 • Neutral: 2-0

Date	Opponent	Result	Score
Aug. 21	Kentucky	L	4-1
Aug. 25	at Appalachian State	L	2-1
Aug. 27	at Western Carolina	T	0-0
Aug. 31	Austin Peay	L	2-0
Sept. 4	at Murray State	T	2-2
Sept. 8	Indiana State	W	2-0
Sept. 10	Florida Atlantic	L	3-0
Sept. 18	Alabama A&M	W	2-0
Sept. 22	at Little Rock*	L	2-1
Sept. 25	Morehead State*	L	3-1
Oct. 2	Tennessee Tech*	T	2-2
Oct. 6	Lindenwood*	L	1-0
Oct. 9	at Eastern Illinois*	T	1-1
Oct. 16	at Southern Indiana*	W	1-0
Oct. 20	at SIUE*	L	4-1
Oct. 23	Southeast Missouri*	L	4-2
Oct. 28	vs. Little Rock^	W	1-0
Oct. 30	at Morehead State^	T	0-0

\* Ohio Valley Conference Match

^ Ohio Valley Conference Tournament - Richmond, Ky.

## 2023 Results

Coach: Mike Varga

5-8-6 Overall • 2-2-5 OVC

Home: 2-2-4 • Away: 3-5-2 • Neutral: 0-1

Date	Opponent	Result	Score
Aug. 17	at Austin Peay	W	2-1
Aug. 24	Appalachian State	L	2-0
Aug. 27	Western Carolina	W	2-1
Aug. 31	at Kentucky	L	4-0
Sept. 3	Murray State	L	2-1
Sept. 7	at Indiana State	T	1-1
Sept. 9	at Northern Iowa	L	3-1
Sept. 14	at Alabama A&M	W	2-1
Sept. 17	at #14 Memphis	L	4-0
Sept. 21	at Morehead State*	L	2-0
Sept. 24	Little Rock*	T	1-1
Oct. 1	Western Illinois*	T	1-1
Oct. 5	at Lindenwood*	W	3-0
Oct. 8	Eastern Illinois*	W	1-0
Oct. 12	at Tennessee Tech*	L	3-2
Oct. 15	Southern Indiana*	T	1-1
Oct. 19	SIUE*	T	0-0
Oct. 22	at Southeast Missouri*	T	0-0
Oct. 27	vs. Little Rock^	L	1-0

\* Ohio Valley Conference Match

^ Ohio Valley Conference Tournament - Evansville, Ind.



# CONFERENCE TOURNAMENTS

## OVC SOCCER TOURNAMENT HISTORY

Year	Champion	Runner-Up	Host
1999	Eastern Illinois	Tennessee Tech	Eastern Illinois
2000	Tennessee Tech	Eastern Illinois	Eastern Illinois
2001	Eastern Illinois	Southeast Missouri	Southeast Missouri
2002	Eastern Illinois	Southeast Missouri	Southeast Missouri
2003	Eastern Illinois	Samford	Samford
2004	Eastern Illinois	Samford	Samford
2005	Samford	Eastern Illinois	Eastern Illinois
2006	Southeast Missouri	Morehead State	Samford
2007	Southeast Missouri	Samford	Southeast Missouri
2008	Morehead State	UT Martin	Murray State
2009	Murray State	Tennessee Tech	Morehead State
2010	Morehead State	Austin Peay	Morehead State
2011	<b>UT Martin</b>	Morehead State	Southeast Missouri
2012	<b>UT Martin</b>	Austin Peay	<b>UT Martin</b>
2013	Morehead State	<b>UT Martin</b>	<b>UT Martin</b>
2014	SIUE	Jacksonville State	Southeast Missouri
2015	Murray State	Southeast Missouri	Murray State
2016	SIUE	Eastern Kentucky	Murray State
2017	Murray State	Eastern Kentucky	Murray State
2018	Murray State	<b>UT Martin</b>	<b>UT Martin</b>
2019	Belmont	SIUE	Southeast Missouri
2020	SIUE	Southeast Missouri	Murray State
2021	SIUE	<b>UT Martin</b>	<b>UT Martin</b>
2022	SIUE	Tennessee Tech	Tennessee Tech
2023	Morehead State	Tennessee Tech	Tennessee Tech



### CONFERENCE TOURNAMENT CHAMPIONSHIP GAME RESULTS

2008 OVC Tournament (Murray, Ky.)  
vs. Morehead State (L, 1-0)

2011 OVC Tournament (Cape Girardeau, Mo.)  
vs. Morehead State (W, 2-1)

2012 OVC Tournament (Martin, Tenn.)  
vs. Austin Peay (W, 2-0)

2013 OVC Tournament (Martin, Tenn.)  
vs. Morehead State (L, 1-0)

2018 OVC Tournament (Martin, Tenn.)  
vs. Murray State (L, 3-1)

2021 OVC Tournament (Martin, Tenn.)  
vs. SIUE (L, 1-0 OT)

### NATIONAL TOURNAMENT APPEARANCES

NCAA Tournament (Memphis, Tenn.)  
11/12/11 at Memphis (L, 7-0)

NCAA Tournament (Lexington, Ky.)  
11/9/12 at Kentucky (L, 1-0 OT)

#### 1999 OVC Tournament (Charleston, Ill.)

First Round  
#3 Middle Tennessee 6, #6 UT Martin 1

#### 2000 OVC Tournament (Charleston, Ill.)

First Round  
#3 Murray State 4, #6 UT Martin 3

#### 2002 OVC Tournament (Cape Girardeau, Mo.)

First Round  
#2 Eastern Illinois 1, #3 UT Martin 0

#### 2003 OVC Tournament (Birmingham, Ala.)

First Round  
#5 Southeast Missouri 2, #4 UT Martin 0

#### 2006 OVC Tournament (Birmingham, Ala.)

First Round  
#3 Eastern Illinois 1, #6 UT Martin 0

#### 2007 OVC Tournament (Cape Girardeau, Mo.)

First Round  
#4 UT Martin 2, #5 Morehead State 0  
Semifinals  
#1 Southeast Missouri 1, #4 UT Martin 0

#### 2008 OVC Tournament (Murray, Ky.)

First Round (Martin, Tenn.)  
#3 UT Martin 2, #6 Tennessee Tech 1  
Semifinals  
#3 UT Martin 0, #2 Eastern Kentucky 0  
(UT Martin advances in shootout)  
Championship  
#4 Morehead State 1, #3 UT Martin 0

#### 2009 OVC Tournament (Morehead, Ky.)

Semifinals  
#3 Murray State 1, #2 UT Martin 0

#### 2011 OVC Tournament (Cape Girardeau, Mo.)

First Round  
#3 UT Martin 2, #6 Eastern Illinois 1  
Semifinals  
#3 UT Martin 4, #2 Eastern Kentucky  
Championship  
#3 UT Martin 2, #5 Morehead State 1

#### 2012 OVC Tournament (Martin, Tenn.)

Semifinals  
#1 UT Martin 1, #4 Southeast Missouri 0  
Championship  
#1 UT Martin 2, #2 Austin Peay 0

#### 2013 OVC Tournament (Martin, Tenn.)

Semifinals  
#1 UT Martin 2, #4 SIUE 1 (OT)  
Championship  
#2 Morehead State 1, #1 UT Martin 0

#### 2014 OVC Tournament (Cape Girardeau, Mo.)

First Round  
#5 Jacksonville State 1, #4 UT Martin 1  
(Jacksonville State advances in shootout)

#### 2015 OVC Tournament (Murray, Ky.)

First Round  
#5 Morehead State 4, #6 UT Martin 2

#### 2017 OVC Tournament (Murray, Ky.)

First Round (Martin, Tenn.)  
#7 SIUE 2, #6 UT Martin 1

#### 2018 OVC Tournament (Martin, Tenn.)

Semifinals  
#1 UT Martin 3, #4 Eastern Kentucky 2  
Championship  
#2 Murray State 3, #1 UT Martin 1

#### 2019 OVC Tournament (Martin, Tenn.)

Quarterfinals  
#8 Belmont 3, #3 UT Martin 2

#### 2020-21 OVC Tournament (Murray, Ky.)

Semifinals  
#2 SIUE 2, #3 UT Martin 0

#### 2021 OVC Tournament (Martin, Tenn.)

Semifinals  
#1 UT Martin 1, #5 Tennessee Tech 0  
Championship  
#2 SIUE 1, #1 UT Martin 0

#### 2022 OVC Tournament (Morehead, Ky.)

First Round (Morehead, Ky.)  
#7 UT Martin 1, #6 Little Rock 0  
Semifinals  
#3 Morehead State 0, #7 UT Martin 0  
(Morehead State advances in shootout)

#### 2023 OVC Tournament (Evansville, Ind.)

First Round (Evansville, Ind.)  
#5 UT Martin 0, #8 Little Rock 1

## ALL-TIME NUMERICAL ROSTER

**-00-**

Christina Norton (2001)  
Megan Dempsey (2002)  
Bethany White (2003)  
Cara Sullivan (2006-07)  
Ashley Angerer (2008)  
Lauren MacKenzie (2010-11)  
MaKenzie Crawford (2015-18)  
Courtney Turner (2020)  
Rachel Pugh (2022)  
Andrea Wie (2023)  
**Molly Corgan (2024)**

**-0-**

Nikki Keltz (1998-01)  
Shannon Lewis (2002)  
Allison Cofer (2005)  
Ashley Angerer (2007)  
Tessa Williams (2008)  
Sarah Jett (2008)  
Linnise McMahan (2009)  
Elise Applegate (2010)  
Mariah Klenke (2011-14)  
Maya Jamison (2015-16)  
Erica Myers (2017-21)  
**Jordyn Riffle (2023-24)**

**-1-**

Nikki Ammons (1998)  
Jane Carroll (1999-00)  
Caryn Scheufler (2001-02)  
Megan Dempsey (2003-05)  
Johanna Rathbun (2007-08)  
Aubrey Buehler (2009)  
Sarah Tompkins (2012-13)  
Callie Thomas (2016-18)  
Annie McGraw (2021)  
Poppy Bastock (2022-23)  
**Mac Titus (2024)**

**-2-**

Holly Wilson (1998)  
Emily Cairncross (2001-02)  
Brittany Drye (2003)  
Sarah Bedell (2004-07)  
Stephanie Nilica (2008-10)  
Camilla Buoni (2011)  
Abby Masters (2013-14)  
Sierra Franz (2015)  
Sam Clymer (2016)  
Bella Roberts (2017-20)  
**Izzy Patterson (2021-24)**

**-3-**

Ginger Hutchison (1998-00)  
Jamie Shaw (2001)  
Katie Jackson (2002-05)  
Danielle Rogers (2008-09)  
Hannah McGowen (2010-13)  
Maggie Burkett (2015-18)  
Maria Castaldo (2019-22)  
**Joelle Stinson (2023-24)**

**-4-**

Sarah Beyer (1998)  
Lisa de la Mothe (1999-00)  
Rachel Callahan (2001-04)  
Sarah Singleton (2005-07)  
Nuala Deans (2008-09)  
Jenna Merrill (2012)  
Aoife Lennon (2013)  
Rebecca Starnes (2015-16)  
Baylee Arnott (2019-20)  
Hannah Zahn (2021-22)  
Olivia Magnusson (2023)

**-5-**

Kyla Green (1998)  
Beth Durrett (1999)  
Audrey Russell (2000)  
Christina Moore (2001)  
Tabitha Fishburn (2002-03)  
Katie Behrens (2004-07)  
Brooke Robertson (2008-11)  
Eva Heller (2014)  
Zara Musker (2015)  
Bianca McFarland (2016-18)  
Jordan Bailey (2023)  
**Unni Wolf (2024)**

**-6-**

Kim Thompson (1998)  
Nikki Ammons (1999-00)  
Ginger Schmitt (2001-04)  
Paula Sanematsu (2005)

Sophie Cox (2006-07)  
Corey Montgomery (2008)  
Kristen Nichols (2009)  
Hannah Fessenden (2010-11)  
Melisa Erturk (2013)  
Katelyn Colvin (2015-18)  
Lotte Koot (2019-20)  
**Makayla Robinson (2021-24)**

**-7-**

Kennisha Cann (1998-99)  
Barbara Harman (2000)  
Mary Catherine Graziano (2001-02)  
Jennifer Ermy (2003-04)  
Sabrina Humphries (2005)  
Kelly Flannery (2006)  
Sarah Sharp (2007)  
Sophie Cox (2008-09)  
Mary Thompson (2010-2012)  
Michelle Calmeyn (2013)  
Temple Hughs (2014-15)  
Ashley Levingston (2017)  
Sam Kelly (2018)  
Elin Berggren (2019)  
Kiarnie Latham (2020-21)  
Ryann Mushkin (2022)  
**Maren Cain (2023-24)**

**-8-**

Lydia Lloyd (1998-01)  
Meghan Jordan (2002-04)  
Erin Jordan (2005)  
Caitlin Farrow (2006)  
Jenni Duffy (2007-10)  
Dominika Conc (2011-14)  
Sara Ketis (2015-18)  
Megan Drake (2020-22)  
**Peyton Cook (2023-24)**

**-9-**

Rosemary Strasser (1998-99)  
Mary Ann Dodson (2000)  
Carrie Miller (2001)  
Lindsey Tilk (2002-05)  
Caitlin Smith (2006-08)  
Jordan Warnement (2009)  
Bettina Baer (2010)  
Alyssa Curtis (2011-14)  
Shannon Grattan (2015-17)  
Sophia Mankowski (2019-22)  
Rachel Okoro (2023)  
**Alberte Frederiksen (2024)**

**-10-**

Julie Zbozien (1998)  
Kim Thompson (1999)  
Amanda Cadell (2000-01)  
Katie Hausauer (2002-05)  
Marissa Wood-Sternburgh (2007-10)  
Midori Sera (2011-12)  
Olivia Bohlman (2014-15)  
Kaci Mitchell (2016-18)  
Ryann Mushkin (2020-21)  
**Abbie McHenry (2022-24)**

**-11-**

Lindsey Clark (1998-99)  
Beth Ann Durrett (2000)  
Lauren Greer (2001)  
Kitty Trent (2002)  
Annie Cook (2003-04)  
Carey Black (2006)  
Danielle Rogers (2007)  
Rachel Piper (2008)  
Amanda Matthews (2009)  
Abi Sanvee (2010-13)  
Rianna Jarrett (2014)  
Aimee Mackin (2015)  
Skylor Keane (2018)  
Jenny Enriquez (2023)  
**Daksha Suthershan (2024)**

**-12-**

Lisa de la Mothe (1998)  
Meghan McMullen (1999-01)  
Lauren Cook (2002)  
Jamie Ohleiser (2003-05)  
Morgan Walley (2007)  
Jessica Hunt (2008-09)  
Michaela Gooden (2010)  
Amy Maksimowicz (2011-14)  
Hope Van Ryckeghem (2015)  
Nicole Collins (2016-19)  
**Parker Gelinas (2021-24)**

**-13-**

Mandy Arledge (1998-99)  
Nicole Tobin (2000)  
Amy King (2001-03)  
Kim Hood (2004-05)  
Jamie Furstenberg (2006-09)  
Saphyra Coombs-James (2012-16)  
Catey Hunt (2019-23)  
**Lorena Montesano (2024)**

**-14-**

Joanna Maas (1998)  
Nicole Tobin (1999)  
Tavi Ranier (2000-02)  
Angela Fiddler (2003)  
Andrea Enevoldsen (2004)  
Jessica Metcalf (2005-06)  
Nuala Deans (2007)  
Tori Taylor (2008-10)  
Melisa Erturk (2012)  
Ellie Myrick (2013-14)  
Skylar Boes (2018-21)  
Brooke Carroll (2022)  
Gwen Walters (2023)

**-15-**

Paige Robinson (1999-00)  
Emily Miller (2002)  
Kindall Keim (2003-05)  
Shannon Wessels (2006)  
Kim Boldt (2008-10)  
Ashlie Watson (2011-14)  
Sophia Sharos (2015-17)  
Bella Roberts (2021)  
**Allie Buchmann (2022-24)**

**-16-**

Megan McMullen (1998)  
Amanda Cadell (1999)  
Audrey Stone (2000)  
Emily Miller (2001)  
Dani Myrick (2002-05)  
Erin Jordan (2006)  
Danielle deGuzman (2008)  
Alex Windell (2009)  
Lucy Pater (2011-14)  
Amy McGivern (2015-18)  
Isabel Almarsdóttir (2019)  
Kira Wells (2021-22)  
Adrianna McLendon (2023)

**-17-**

Amy Rook (1998)  
Sherrie Weeks (1999-02)  
Ashley Cedars (2003)  
Paula Comerlato (2004-06)  
Stephanie Nilica (2007)  
Melissa Govea (2008-11)  
Jessica Johnson (2012)  
Hannah Fessenden (2013)  
Deborah Schaudt (2014)  
Danae Kaldaridou (2016-18)  
Jill Hildreth (2017-21)  
Alba Delgado (2022)  
Malaesha Liddell (2023)  
**Rachel Valenzuela (2024)**

**-18-**

Sarah Keller (1998)  
Leslie Fischer (1999)  
Holly McNamara (2000)  
Lindsey Randolph (2001)  
Rebecca Barrington (2003)  
Jamie Price (2004-07)  
Katie Imperiale (2008-11)  
Jessica Horvath (2012-13)  
Taylor Fry (2014)  
Sydney Norris (2015)  
Miah Olaleye (2017-19)  
Gracie Aric (2020)  
Lynette Hawkins (2021-22)  
**Ella Rucka (2023-24)**

**-19-**

Beth Ann Durrett (1998)  
Rosemary Strasser (1999-01)  
Alissa Rudd (2002)  
Caitlin Smith (2003)  
Stephanie Krush (2006)  
Alex Van Sise (2008)  
Morgan Brandon (2010-2012)  
Shelby Coleman (2013-15)  
Alexius Thomas (2016-19)  
Isabelle Thibault (2020)

**-20-**

Devra Whitney (1998-00)  
Christina Moore (2002-04)  
Kendall Straessle (2006-07)  
Kelly Ann Hutchinson (2008-09)  
Rosaelia Loza (2010-11)  
Corrie Dew (2012-2013)  
Kaci Mitchell (2014-15)  
Vanessa Dwumfour-Poku (2017-18)  
Allie Buttry (2019)  
Emely van der Vliet (2020-21)  
**Shayla Addington (2022-24)**

**-21-**

Carrie Marcus (1998)  
Paige Coleman (1999)  
Mary Steel (2000)  
Joanna Gomez (2002)  
Lauren Greco (2003)  
Melanie Miller (2004)  
Kristina Goldstine (2005-08)  
Hillary Hitz (2009)  
Kelsey Roberson (2011)  
Jaclyn Heckle (2012-14)  
Kamryn Chappell (2017-21)  
**Nyeemah Prescod-Beckles (2022-24)**

**-22-**

Jamie Bullington (1998)  
Kelli Armstrong (1999)  
Meghan Jordan (2001)  
Sarah Barnes (2002)  
Joanna Gomez (2003-04)  
Frankie Maynard (2006-07)  
Devan Lowe (2008)  
Emily Crye (2009-10)  
Morgan Glaenger (2017-20)  
Emma Elliott (2021-22)  
Summer Rusciano (2023)  
**Ava Huntrods (2024)**

**-23-**

Brandi Irwin (1998-99)  
Jody Kiers (2005-08)  
Kendyl Wilson (2009-12)  
**Ayja McCleary (2023-24)**

**-24-**

Shelley Brock (1998)  
Alicia Ronca (2008)  
Danielle deGuzman (2009)  
Ashley Reveiz (2012-14)  
**Gretchen Marek (2023-24)**

**-25-**

Kristine Jones (1998)  
Lindsey Kennetz (2008)  
Amy Iwanicki (2009)  
Sam Dunn (2010-14)  
**Anna Ostergaard Ibsen (2024)**

**-26-**

Lauren Williamson (2008)  
**Blanca Negrete (2024)**

**-27-**

Holly McNamara (1998)  
Haley Klages (2013)  
Blare Gerido (2017-20)  
**Caroline Moore (2023-24)**

**-30-**

Jacalyn Schubring (2017-20)  
**Brooke Kala (2021-24)**

**-40-**

Jaden Hildreth (2017-21)

**-44-**

Hendrikje Baurmann (2018-21)  
Lily Graham (2022)

**-47-**

Alice Adams (2017-20)



# ALL-TIME ROSTER

Player	Season(s)	Player	Season(s)	Player	Season(s)	Player	Season(s)
Alice Adams	2017-20	Jennifer Ermev	2003-04	Joanna Maas	1998	Sarah Singleton	2005-07
<b>Shayla Addington</b>	<b>2022-24</b>	Melisa Erturk	2012	Lauren MacKenzie	2010-11	Caitlin Smith	2005-08
Isabel Almarsdóttir	2019	Caitlin Farrow	2006	Amy Maksimowicz	2011-14	Rebecca Starnes	2015-16
Nikki Ammons	1998-00	Hannah Fessenden	2010-11, 13	Sophia Makowski	2019-22	Mary Steel	2000
Ashley Angerer	2007-08	Angela Fiddler	2003	Olivia Magnusson	2023	<b>Joelle Stinson</b>	<b>2023-24</b>
Elise Applegate	2010	Leslie Fischer	1999	Carrie Marcus	1998	<b>Daksha Suthershan</b>	<b>2024</b>
Gracie Aric	2020	Tabitha Fishburn	2002-03	<b>Gretchen Marek</b>	<b>2023-24</b>	Audrey Stone	2000
Mandy Arledge	1998-99	Kelly Flannery	2006	Abby Masters	2013-14	Kendall Straessle	2006-07
Kelli Armstrong	1999	Sierra Franz	2015	Amanda Matthews	2009	Rosemary Strasser	1998-00
Baylee Arnott	2019-20	<b>Alberte Frederiksen</b>	<b>2024</b>	Frankie Maynard	2005-07	Cara Sullivan	2006-07
Bettina Baer	2010	Taylor Fry	2014	<b>Ayja McCleary</b>	<b>2023-24</b>	Tori Taylor	2008-10
Jordan Bailey	2023	Jamie Furstenberg	2006-09	Bianca McFarland	2016-18	Isabelle Thibault	2020
Sarah Barnes	2002	<b>Parker Gelinis</b>	<b>2021-24</b>	Amy McGivern	2015-18	Lexi Thomas	2016-19
Poppy Bastock	2022-23	Blare Gerido	2017-19	Hannah McGowen	2010-13	Callie Thomas	2016-18
Hendrikje Baurmann	2018-21	Morgan Glaenzer	2017-20	Annie McGraw	2021	Kim Thompson	1998-99
Sarah Bedell	2004-07	Kristina Goldstine	2005-08	<b>Abbie McHenry</b>	<b>2022-24</b>	Mary Thompson	2010-12
Katie Behrens	2004-07	Michaela Gooden	2010	Adrianna McLendon	2023	Lindsey Tilk	2002-05
Elin Berggren	2019	Melissa Govea	2008-11	Linnsie McMahan	2009	<b>Mac Titus</b>	<b>2024</b>
Sarah Beyer	1998	Lily Graham	2022	Meghan McMullen	1998-01	Nicole Tobin	1999-00
Carey Black	2006	Mary Graziano	2001	Holly McNamara	1998-00	Sarah Tompkins	2012-13
Skylar Boes	2018-21	Shannon Grattan	2015-17	Jenna Merrill	2012	Kitty Trent	2002
Olivia Bohlman	2014-15	Kyla Green	1998	Jessica Metcalf	2005-06	Courtney Turner	2020
Kim Boldt	2008-10	Lauren Greer	2001	Carrie Miller	2001	<b>Rachel Valenzuela</b>	<b>2024</b>
Shelley Brock	1998	Joanna Gomez	2002-04	Emily Miller	2001-02	Hope Van Ryckeghem	2015
Morgan Brandon	2010-12	Barbara Harman	2000	Melanie Miller	2004	Alex Van Sise	2008
<b>Allie Buchmann</b>	<b>2022-24</b>	Katie Hausauer	2002-05	Kaci Mitchell	2014-18	Emely van der Vliet	2020-21
Aubrey Buehler	2009	Lynette Hawkins	2021-22	Corey Montgomery	2008	Morgan Walley	2007
Jamie Bullington	1998	Jaclyn Heckle	2012-14	<b>Caroline Moore</b>	<b>2023-24</b>	Gwen Walters	2023
Camilla Buoni	2011	Eva Heller	2014	Christina Moore	2001-04	Jordan Warnement	2009
Maggie Burkett	2015-18	Jaden Hildreth	2017-21	Ryann Mushkin	2020-22	Ashlie Watson	2012-14
Allie Buttry	2019	Jill Hildreth	2017-21	Zara Musker	2015	Sherrie Weeks	1999-02
Amanda Cadell	1999-01	Hillary Hitz	2009	Erica Myers	2017-21	Kira Wells	2021
<b>Maren Cain</b>	<b>2023-24</b>	Kimberley Hood	2004-05	Dani Myrick	2002-05	Shannon Wessels	2006
Emily Cairncross	2001-02	Jessica Horvatic	2012-13	Ellie Myrick	2013-14	Devra Whitney	1998-00
Rachel Callahan	2001-04	Temple Hughs	2014-15	<b>Blanca Negrete</b>	<b>2024</b>	Andrea Wie	2023
Michelle Calmeyer	2013	Sabrina Humphries	2005	Kristen Nichols	2009	Tessa Williams	2008
Kennisha Cann	1998-99	Catey Hunt	2019-23	Stephanie Nilica	2007-10	Holly Wilson	1998
Brooke Carroll	2022	Jessica Hunt	2008-09	Sydney Norris	2015	Kendyl Wilson	2009-12
Jane Carroll	1999-00	<b>Ava Huntrods</b>	<b>2024</b>	Christina Norton	2001	Alex Windell	2009
Maria Castaldo	2019-22	Ginger Hutchison	1998-00	Jamie Ohlheiser	2003-05	<b>Unni Wolf</b>	<b>2024</b>
Ashley Cedars	2003	Kelly Ann Hutchinson	2008-09	Rachel Okoro	2023	Marissa Wood-Sternburgh	2007-10
Kamryn Chappell	2017-21	<b>Anna Ostergaard Ibsen</b>	<b>2024</b>	Miah Olaleye	2017-19	Hannah Zahn	2021-22
Lindsey Clark	1998-99	Katie Imperiale	2008-11	Ginger Parson	2001-04	Julie Zbozien	1998
Sam Clymer	2016	Brandi Irwin	1998-99	Lucy Pater	2011-14		
Allie Cofer	2005	Amy Iwanicki	2009	<b>Izzy Patterson</b>	<b>2021-24</b>		
<b>Molly Corgan</b>	<b>2024</b>	Katie Jackson	2002-05	Rachel Piper	2008		
Paige Coleman	1999	Maya Jamison	2015-16	<b>Nyeemah Prescod-Beckles</b>	<b>2022-24</b>		
Shelby Coleman	2013-15	Rianna Jarrett	2014	Jamie Price	2004-07		
Nicole Collins	2016-19	Sarah Jett	2008	Rachel Pugh	2022		
Katelyn Colvin	2015-18	Jessica Johnson	2012	Lindsey Randolph	2001		
Paula Comerlato	2004-06	Kristine Jones	1998	Johanna Rathbun	2007-08		
Dominika Conc	2011-14	Erin Jordan	2005-07	Tavi Renier	2000-02		
Annie Cook	2003-04	Meghann Jordan	2001-04	Ashley Reveiz	2012-14		
Lauren Cook	2002	<b>Brooke Kala</b>	<b>2021-24</b>	<b>Jordyn Riffle</b>	<b>2023-24</b>		
<b>Peyton Cook</b>	<b>2023-24</b>	Danae Kaldaridou	2016-18	Kelsey Roberson	2011		
Saphyra Coombs-James	2012-16	Skylor Keane	2018	Bella Roberts	2017-21		
Sophie Cox	2006-09	Kindal Keim	2003-05	Brooke Robertson	2008-11		
MaKenzie Crawford	2015-18	Sarah Keller	1998	<b>Makayla Robinson</b>	<b>2021-24</b>		
Emily Crye	2009-10	Sam Kelly	2018	Paige Robinson	1999-00		
Alyssa Curtis	2011-14	Nikki Keltz	1998-01	Danielle Rogers	2007-09		
Lisa de la Mothe	1998-00	Lindsey Kennetz	2008	Amy Rook	1998		
Nuala Deans	2007-09	Sara Ketis	2015-18	<b>Ella Rucka</b>	<b>2023-24</b>		
Danielle deGuzman	2008-09	Jody Kiers	2005-08	Summer Rusciano	2023		
Alba Delgado	2022	Amy King	2001-03	Audrey Russell	2000		
Megan Dempsey	2002-05	Haley Klages	2013	Alissa Ruud	2002-03		
Corrie Dew	2012-13	Mariah Klenke	2011-14	Paula Sanematsu	2005		
Mary Ann Dodson	2000	Lotte Koot	2019-20	Abi Sanvee	2010-13		
Megan Drake	2020-22	Stephanie Krush	2006	Deborah Schaudt	2014		
Jenni Duffy	2007-10	Kiarnie Latham	2020-21	Caryn Scheuffer	2001-02		
Sam Dunn	2010-14	Aoife Lennon	2013	Lisa Schmieder	2015		
Beth Ann Durrett	1998-00	Ashley Levingston	2017	Jacalyn Schubring	2017-20		
Vanessa Dwumfour-Poku	2017-18	Malaesha Liddell	2023	Midori Sera	2011-12		
Emma Elliott	2021-22	Lydia Lloyd	1998-01	Sophia Sharos	2015-17		
Andrea Enevoldsen	2004	Devan Lowe	2008	Sarah Sharp	2007		
Jenny Enriquez	2023	Rosaelia Loza	2010-11	Jamie Shaw	2001		





# HALL OF CHAMPIONS







## 2009 OVC REGULAR SEASON CHAMPIONS

RECORD:	OVERALL	HOME	AWAY	NEUTRAL
ALL GAMES	9-7	6-1	2-4	1-2
CONFERENCE	6-2	3-1	2-1	1-0
NON-CONFERENCE	3-5	3-0	0-3	0-2

Date	Opponent		Score	Att.
Aug 28	LIPSCOMB	w	2-0	117
Aug 30	at Belmont	L	1-2	142
Sep 04	at FGCU	L	0-1	261
Sep 06	vs STET	L	0-1	60
Sep 11	UMKC	w	3-0	264
Sep 18	at Vanderbilt	L	0-3	407
Sep 20	SIUE	w	5-0	112
* Sep 25	at Tennessee Tech	Lo2	0-1	399
* Sep 27	at Jacksonville State	w	1-0	296
* Oct 04	MURRAY STATE	w	2-0	212
* Oct 11	SOUTHEAST MISSOURI	w	2-1	215
* Oct 16	EASTERN KENTUCKY	w	2-0	173
* Oct 18	MOREHEAD STATE	L	2-3	338
* Oct 25	at Austin Peay	w	3-0	187
* Oct 31	vs Eastern Illinois	w	1-0	102
Nov 06	vs #3 Murray State	L	0-1	0

TEAM STATISTICS	UTM	OPP
SHOT STATISTICS		
Goals-Shot attempts	24-211	13-129
Goals scored per game	1.50	0.81
Shot pct.	.114	.101
Shots/Game	13.2	8.1
CORNER KICKS	61	36
PENALTY KICKS	3-3	0-0
PENALTIES		
Yellow cards	13	9
Red cards	0	0
ATTENDANCE		
Total	1431	1692
Dates/Avg Per Date	7/204	6/282
Neutral Site #/Avg	3/54	

#	Player	gp	g	a	pts	sh	sh%	gw	pk-att
23	WILSON, Kendyl	16	4	1	9	21	.190	3	0-0
2	NILICA, Stephanie	16	3	1	7	6	.500	2	2-2
8	DUFFY, Jenni	16	2	3	7	33	.061	0	0-0
5	ROBERTSON, Brooke	16	3	0	6	19	.158	2	0-0
17	GOVEA, Melissa	16	2	2	6	35	.057	1	0-0
3	ROGERS, Danielle	16	2	1	5	9	.222	0	0-0
16	WINDELL, Alex	8	2	0	4	3	.667	1	1-1
7	COX, Sophie	16	1	2	4	12	.083	0	0-0
18	IMPERIALE, Katie	16	1	1	3	16	.062	0	0-0
20	HUTCHINSON, Kelly An	16	1	1	3	12	.083	0	0-0
25	IWANICKI, Amy	15	1	1	3	10	.100	0	0-0
14	TAYLOR, Tori	7	1	0	2	6	.167	0	0-0
21	HITZ, Hillary	14	1	0	2	5	.200	0	0-0
6	NICHOLS, Kristen	16	0	2	2	8	.000	0	0-0
10	WOOD-STERNBURGH,	15	0	1	1	5	.000	0	0-0
9	WARNEMENT, Jordan	9	0	1	1	3	.000	0	0-0
22	CRYE, Emily	13	0	0	0	4	.000	0	0-0
12	HUNT, Jessica	13	0	0	0	2	.000	0	0-0
24	DEGUZMAN, Danielle	6	0	0	0	1	.000	0	0-0
13	FURSTENBERG, Jamie	2	0	0	0	1	.000	0	0-0
15	BOLDT, Kimberley	7	0	0	0	0	.000	0	0-0
11	MATTHEWS, Amanda	1	0	0	0	0	.000	0	0-0
4	DEANS, Nuala	16	0	0	0	0	.000	0	0-0
1	BUEHLER, Aubrey	16	0	0	0	0	.000	0	0-0
0	MCMAHAN, Linnise	3	0	0	0	0	.000	0	0-0
Total		16	24	17	65	211	.114	9	3-3
Opponents		16	13	10	36	129	.101	7	0-0

#	Goalie	GP	Min.	GA	GAAvg	Saves	Pct	W-L-T	Sho
0	MCMAHAN, Linnise	3	49:43	0	0.00	1	1.000	0-0-0	0/0
1	BUEHLER, Aubrey	16	1400:37	13	0.84	46	.780	9-6-0	5/0
Total		16	1450:20	13	0.81	47	.783	9-6-0	8
Opponents		16	1450:20	24	1.49	85	.780	6-9-0	5

Goals by Period	1st	2nd	OT	OT2	Total
UT Martin	14	10	0	0	24
Opponents	4	8	0	1	13

Shots by Period	1st	2nd	OT	OT2	Total
UT Martin	91	119	1	0	211
Opponents	59	69	0	1	129





## 2011 OVC TOURNAMENT CHAMPIONS

RECORD:	OVERALL	HOME	AWAY	NEUTRAL
ALL GAMES	14-7-2	7-3	4-3-2	3-1
CONFERENCE	5-3-1	3-2	2-1-1	0-0
NON-CONFERENCE	9-4-1	4-1	2-2-1	3-1

Date	Opponent		Score	Att.	#	Player	gp	g	a	pts	sh	sh%	gw	pk-att
Aug 19	ARKANSAS-PINE BLUFF	w	5-1	112	20	LOZA, Rosaelia	23	9	4	22	79	.114	3	0-0
Aug 21	GEORGIA STATE	w	2-0	133	3	MCGOWEN, Hannah	23	3	10	16	41	.073	1	2-2
Aug 26	MISSOURI STATE	L	1-2	241	9	CURTIS, Alyssa	23	5	0	10	48	.104	3	0-0
Aug 28	LIPSCOMB	w	1-0	170	23	WILSON, Kendyl	23	2	6	10	14	.143	0	0-0
Sep 02	ARKANSAS STATE	w	4-2	165	10	SERA, Midori	22	4	0	8	46	.087	2	0-0
Sep 04	at Middle Tennessee	w	1-0	426	16	PATER, Lucy	19	3	2	8	21	.143	1	0-0
Sep 09	at Miami	L	1-2	148	2	BUONI, Camilla	23	3	1	7	21	.143	1	0-0
Sep 11	vs Wright State	L	2-3	63	11	SANVEE, Abi	21	3	1	7	13	.231	1	0-0
Sep 18	at Evansville	To2	2-2	175	17	GOVEA, Melissa	23	2	3	7	8	.250	1	0-0
* Sep 23	at Murray State	To2	2-2	354	8	CONC, Dominika	23	3	0	6	26	.115	0	1-1
* Sep 25	at Austin Peay	w	2-0	0	5	ROBERTSON, Brooke	23	3	0	6	25	.120	0	1-1
* Sep 30	SIUE	w	2-0	314	7	THOMPSON, Mary	19	2	1	5	13	.154	1	0-0
* Oct 02	EASTERN ILLINOIS	L	0-1	226	6	FESSENDEN, Hannah	19	1	1	3	8	.125	0	0-0
* Oct 07	at Eastern Kentucky	L	1-2	133	12	MAKSIMOWICZ, Amy	23	0	3	3	3	.000	0	0-0
* Oct 09	at Morehead State	Wot	2-1	308	18	IMPERIALE, Katie	16	0	1	1	9	.000	0	0-0
* Oct 14	SOUTHEAST MISSOURI	L	1-2	126	00	MACKENZIE, Lauren	15	0	1	1	0	.000	0	0-0
Oct 21	at Southeast Missouri	Wo2	2-1	287	25	DUNN, Sam	11	0	0	0	3	.000	0	0-0
* Oct 28	TENNESSEE TECH	w	2-0	334	19	BRANDON, Morgan	22	0	0	0	3	.000	0	0-0
* Oct 30	JACKSONVNILLE STATE	Wo2	2-1	336	21	ROBERSON, Kelsey	13	0	0	0	2	.000	0	0-0
! Nov 03	vs Eastern Illinois	w	2-1	348	0	KLENKE, Mariah	16	0	0	0	0	.000	0	0-0
Nov 04	vs Eastern Kentucky	w	4-0	0	Total	23	43	34	120	383	.112	14	4-4	
Nov 06	vs Morehead State	w	2-1	169	Opponents	23	31	27	89	266	.117	7	0-0	
# Nov 12	at #5 Memphis	L	0-7	1018										

TEAM STATISTICS	UTM	OPP
SHOT STATISTICS		
Goals-Shot attempts	43-383	31-266
Goals scored per game	1.87	1.35
Shot pct.	.112	.117
Shots/Game	16.7	11.6
CORNER KICKS	111	80
PENALTY KICKS	4-4	0-0
PENALTIES		
Yellow cards	14	16
Red cards	0	1
ATTENDANCE		
Total	2157	2849
Dates/Avg Per Date	10/216	9/317
Neutral Site #/Avg	4/145	

#	Goalie	GP	Min.	GA	GAAvg	Saves	Pct	W-L-T	Sho
0	KLENKE, Mariah	16	1119:46	15	1.21	48	.762	10-3-0	2.0
00	MACKENZIE, Lauren	15	1030:40	16	1.40	61	.792	4-4-2	3.0
	Total	23	2150:26	31	1.30	110	.780	14-7-2	7
	Opponents	23	2150:26	43	1.80	123	.741	7-14-2	2

Goals by Period	1st	2nd	OT	OT2	Total
UT Martin	18	22	1	2	43
Opponents	13	18	0	0	31

Shots by Period	1st	2nd	OT	OT2	Total
UT Martin	164	195	14	10	383
Opponents	127	128	7	4	266

Saves by Period	1st	2nd	OT	OT2	Total
UT Martin	57	49	2	2	110
Opponents	58	55	5	5	123

Corners by Period	1st	2nd	OT	OT2	Total
UT Martin	52	50	5	4	111
Opponents	35	39	2	4	80





## 2012 OVC REGULAR SEASON & TOURNAMENT CHAMPIONS

RECORD:	OVERALL	HOME	AWAY	NEUTRAL
ALL GAMES	13-6-3	8-1-0	4-5-3	1-0-0
CONFERENCE	8-1-1	5-0-0	3-1-1	0-0-0
NON-CONFERENCE	5-5-2	3-1-0	1-4-2	1-0-0

Date	Opponent	Score	Att.
Aug 17	VANDERBILT	L 0-2	279
Aug 24	at Mississippi State	L 2-3	653
Aug 26	vs Miss. Valley St.	W 6-1	116
Aug 31	at Purdue	L 0-2	375
09/02/11	at Butler	0-0	158
Sep 07	at Arkansas State	L 1-4	154
Sep 09	LIPSCOMB	W 5-1	221
Sep 14	at Georgia State	1-1	201
Sep 16	at Kennesaw State	W 2-0	446
* Sep 25	at Southeast Missouri	1-1	222
* Sep 28	AUSTIN PEAY	W 2-1	316
* Sep 30	MURRAY STATE	W 2-1	162
* Oct 05	at Eastern Illinois	W 5-1	64
* Oct 07	at SIUE	L 0-1	235
* Oct 12	MOREHEAD STATE	W 2-0	213
* Oct 14	EASTERN KENTUCKY	W 3-0	134
* 10/21/21	at Belmont	W 1-0	364
* Oct 26	at Jacksonville State	W 3-1	337
* Oct 28	TENNESSEE TECH	W 6-0	217
Nov 02	SOUTHEAST MISSOURI	W 1-0	469
Nov 04	AUSTIN PEAY	W 2-0	773
Nov 09	at Kentucky	L 0-1	871

TEAM STATISTICS	UTM	OPP
SHOT STATISTICS		
Goals-Shot attempts	45-348	21-252
Goals scored per game	2.05	0.95
Shot pct.	.129	.083
Shots on goal-Attempts	166-348	138-252
SOG pct.	.477	.548
Shots/Game	15.8	11.5
CORNER KICKS	99	80
PENALTY KICKS	0-1	1-3
PENALTIES		
Yellow cards	9	7
Red cards	0	0
ATTENDANCE		
Total	2784	4080
Dates/Avg Per Date	9/309	12/340
Neutral Site #/Avg	1/116	

#	Player	gp	g	a	pts	sh	sh%	sog	sog%	gw	pk-att
13	COOMBS-JAMES, Saph	20	10	4	24	39	.256	21	.538	3	0-0
23	WILSON, Kendyl	22	5	7	17	28	.179	16	.571	1	0-0
11	SANVEE, Abi	22	7	0	14	27	.259	15	.556	1	0-0
10	SERA, Midori	21	6	1	13	55	.109	24	.436	2	0-0
8	CONC, Dominika	22	4	5	13	29	.138	15	.517	1	0-0
9	CURTIS, Alyssa	21	5	2	12	45	.111	21	.467	2	0-0
3	McGOWEN, Hannah	22	3	6	12	50	.060	28	.560	1	0-1
15	WATSON, Ashlie	20	2	1	5	10	.200	6	.600	0	0-0
24	REVEIZ, Ashley	22	1	1	3	15	.067	3	.200	0	0-0
18	HORVATICH, Jessica	16	0	3	3	1	.000	0	.000	0	0-0
7	THOMPSON, Mary	22	1	0	2	13	.077	5	.385	1	0-0
21	HECKLE, Jaclyn	10	1	0	2	8	.125	4	.500	1	0-0
14	ERTURK, Melisa	22	0	1	1	10	.000	2	.200	0	0-0
16	PATER, Lucy	22	0	1	1	6	.000	1	.167	0	0-0
4	MERRILL, Jenna	10	0	1	1	4	.000	3	.750	0	0-0
19	BRANDON, Morgan	18	0	1	1	3	.000	0	.000	0	0-0
0	KLENKE, Mariah	21	0	1	1	0	.000	0	.000	0	0-0
12	MAKSIMOWICZ, Amy	22	0	0	0	5	.000	2	.400	0	0-0
20	DEW, Corrie	8	0	0	0	0	.000	0	.000	0	0-0
17	JOHNSON, Jessica	8	0	0	0	0	.000	0	.000	0	0-0
1	TOMPKINS, Sarah	4	0	0	0	0	.000	0	.000	0	0-0
Total		22	45	35	125	348	.129	166	.477	13	0-1
Opponents		22	21	17	59	252	.083	138	.548	6	1-3

#	Goalie	GP	Min.	GA	GAAvg	Saves	Pct	W-L-T	Sho
1	TOMPKINS, Sarah	4	175:56	1	0.51	19	.950	1-0-0	0
0	KLENKE, Mariah	21	1866:35	20	0.96	95	.826	12-6-3	6
Total		22	2042:31	21	0.93	117	.848	13-6-3	8
Opponents		22	2042:31	45	1.98	121	.729	6-12-3	5

Goals by Period	1st	2nd	OT	OT2	Total
UT Martin	18	27	0	0	45
Opponents	7	13	1	0	21

Shots by Period	1st	2nd	OT	OT2	Total
UT Martin	181	156	4	7	348
Opponents	104	135	7	6	252

Saves by Period	1st	2nd	OT	OT2	Total
UT Martin	50	63	2	2	117
Opponents	65	53	2	1	121

Corners by Period	1st	2nd	OT	OT2	Total
UT Martin	54	43	0	2	99
Opponents	28	47	1	4	80



## 2013 OVC REGULAR SEASON CHAMPIONS

RECORD:	OVERALL	HOME	AWAY	NEUTRAL
ALL GAMES	11-9-1	5-4-1	6-4	0-1
CONFERENCE	8-2	4-1	4-1	0-0
NON-CONFERENCE	3-7-1	1-3-1	2-3	0-1

Date	Opponent	Score	Att.	#	Player	gp	g	a	pts	sh	sh%	sog	sog%	gw	pk-att
Aug 23	OKLAHOMA STATE	L 0-1	724	11	SANVEE, Abi	21	5	1	11	25	.200	10	.400	4	0-0
Aug 25	MIDDLE TENNESSEE	To2 0-0	134	4	LENNON, Aoife	21	4	2	10	56	.071	26	.464	3	0-0
Aug 30	at Evansville	L 0-3	401	14	MYRICK, Ellie	21	3	3	9	36	.083	19	.528	1	0-0
Sep 02	at Lipscomb	w 2-0	302	9	CURTIS, Alyssa	21	4	0	8	46	.087	18	.391	1	1-1
Sep 06	at #20 Denver	L 0-1	418	8	CONC, Dominika	21	3	2	8	43	.070	21	.488	2	0-0
Sep 08	vs Colorado	L 1-4	0	7	CALMEYN, Michelle	21	2	1	5	20	.100	9	.450	0	0-0
Sep 13	GEORGIA STATE	L 0-1	431	15	WATSON, Ashlie	21	2	1	5	19	.105	7	.368	0	0-0
Sep 15	at Indiana State	L 2-4	230	3	MCGOWEN, Hannah	20	1	2	4	39	.026	17	.436	0	0-0
Sep 20	at Saint Louis	w 1-0	347	17	FESSENDEN, Hannah	21	1	1	3	7	.143	5	.714	0	0-0
* Sep 27	at Austin Peay	L 1-2	530	16	PATER, Lucy	21	0	2	2	15	.000	5	.333	0	0-0
* Sep 29	at Murray St.	w 2-1	65	12	MAKSIMOWICZ, Amy	21	0	0	0	13	.000	7	.538	0	0-0
* Oct 4	JACKSONVILLE STATE	w 3-1	126	24	REVEIZ, Ashley	13	0	0	0	4	.000	2	.500	0	0-0
* Oct 11	at Morehead State	w 3-0	237	25	DUNN, Sam	10	0	0	0	3	.000	1	.333	0	0-0
* Oct 13	at Eastern Kentucky	w 1-0	213	14	HECKLE, Jaclyn	14	0	0	0	3	.000	2	.667	0	0-0
* Oct 18	at Tennessee Tech	Wo2 2-1	421	21	HORVATICH, Jessica	19	0	0	0	3	.000	2	.667	0	0-0
* Oct 20	BELMONT	w 2-0	412	2	MASTERS, Abby	16	0	0	0	3	.000	1	.333	0	0-0
* Oct 25	EASTERN ILLINOIS	w 2-0	225	27	KLAGES, Haley	8	0	0	0	1	.000	1	1.000	0	0-0
* Oct 27	SIU EDWARDSVILLE	L 0-1	289	19	COLEMAN, Shelby	20	0	0	0	1	.000	0	.000	0	0-0
* Nov. 1	SOUTHEAST MISSOURI	Wo2 1-0	412	1	TOMPkins, Sarah	5	0	0	0	0	.000	0	.000	0	0-0
Nov 8	SIU EDWARDSVILLE	Wot 2-1	573	0	KLENKE, Mariah	20	0	0	0	0	.000	0	.000	0	0-0
Nov 10	MOREHEAD STATE	L 0-1	549	Total		21	25	15	65	337	.074	153	.454	11	1-1
				Opponents		21	22	18	62	277	.079	127	.458	9	0-1

TEAM STATISTICS	UTM	OPP
SHOT STATISTICS		
Goals-Shot attempts	25-337	22-277
Goals scored per game	1.19	1.05
Shot pct.	.074	.079
Shots on goal-Attempts	153-337	127-277
SOG pct.	.454	.458
Shots/Game	16.0	13.2
GOAL BREAKDOWN		
Penalty	1	0
Unassisted	11	6
Overtime	3	0
CORNER KICKS	114	78
Goals off corners	4	0
PENALTY KICKS	1-1	0-1
OFFSIDES	32	37
PENALTIES		
Fouls	135	190
Yellow cards	4	10
Red cards	1	0
ATTENDANCE		
Total	3875	3164
Dates/Avg Per Date	10/388	10/316
Neutral Site #/Avg		1/0

#	Goalie	GP	Min.	GA	GAAvg	Saves	Pct	W-L-T	Sho
0	KLENKE, Mariah	20	1687:18	18	0.96	90	.833	9-9-1	7/1
1	TOMPkins, Sarah	4	267:24	4	1.35	12	.750	2-0-0	0/1
	Total	21	1954:42	22	1.01	105	.827	11-9-1	8
	Opponents	21	1954:42	25	1.15	128	.837	9-11-1	7

Goals by Period	1st	2nd	OT	OT2	Total
UT Martin	11	11	1	2	25
Opponents	8	14	0	0	22

Shots by Period	1st	2nd	OT	OT2	Total
UT Martin	153	171	8	5	337
Opponents	123	147	2	5	277

Saves by Period	1st	2nd	OT	OT2	Total
UT Martin	51	50	1	3	105
Opponents	53	70	3	2	128

Corners by Period	1st	2nd	OT	OT2	Total
UT Martin	52	61	0	1	114
Opponents	37	40	0	1	78





## 2018 OVC REGULAR SEASON CHAMPIONS

RECORD:	OVERALL	HOME	AWAY	NEUTRAL
ALL GAMES	15-3-1	10-1	5-2-1	0-0
CONFERENCE	9-0-1	5-0	4-0-1	0-0
NON-CONFERENCE	6-3	5-1	1-2	0-0

Date	Opponent	Score	Att.	#	Player	gp	g	a	pts	sh	sh%	sog	sog%	qw	pk-att
Aug 16	at Arkansas State	L 0-2	102	16	MCGIVERN, Amy	17	14	1	29	68	.206	36	.529	6	1-1
Aug 24	at Marshall	w 3-1	303	11	KEANE, Skylor	19	7	4	18	44	.159	21	.477	3	0-0
Aug 26	JACKSON STATE	w 10-0	113	8	KALDARIDOU, Danae	19	6	4	16	49	.122	24	.490	2	1-1
Aug 29	EVANSVILLE	w 1-0	127	7	KELLY, Samantha	17	4	3	11	35	.114	22	.629	2	0-0
Sep 2	at #10 Tennessee	L 0-2	950	47	ADAMS, Alice	19	3	4	10	43	.070	15	.349	0	0-0
Sep 07	WESTERN CAROLINA	w 2-1	331	2	ROBERTS, Bella	18	3	3	9	19	.158	6	.316	1	0-0
Sep 10	UNION	w 3-2	112	40	HILDRETH, Jaden	16	4	0	8	17	.235	10	.588	1	0-0
* Sep 16	at Southeast Missouri	w 1-0	212	10	MITCHELL, Kaci	18	3	0	6	12	.250	7	.583	0	0-0
* Sep 21	TENNESSEE TECH	w 3-1	211	12	COLLINS, Nicole	19	1	3	5	22	.045	9	.409	0	0-0
* Sep 28	at SIUE	w 3-0	315	27	GERIDO, Blare	12	2	0	4	11	.182	4	.364	0	0-0
* Sep 30	at Eastern Illinois	To2 0-0	128	6	COLVIN, Katelyn	16	0	3	3	22	.000	16	.727	0	0-0
* Oct 05	MURRAY STATE	w 3-1	447	21	CHAPPELL, Kamryn	19	1	0	2	6	.167	4	.667	0	1-2
* Oct 7	at Jacksonville St.	w 4-1	0	9	KETIS, Sara	19	0	2	2	21	.000	5	.238	0	0-0
* Oct 12	at Belmont	w 2-0	325	44	BAURMANN, Hendrikje	15	0	1	1	4	.000	2	.500	0	0-0
* Oct 14	AUSTIN PEAY	w 5-0	188	20	POKU, Vanessa	5	0	1	1	2	.000	1	.500	0	0-0
* Oct 19	EASTERN KENTUCKY	w 3-1	188	19	THOMAS, Lexi	16	0	1	1	2	.000	1	.500	0	0-0
* Oct 21	MOREHEAD STATE	w 2-1	302	14	BOES, Skylar	11	0	0	0	11	.000	7	.636	0	0-0
Nov 2	#4 EASTERN KENTUCKY	w 3-2	631	5	MCFARLAND, Bianca	19	0	0	0	6	.000	4	.667	0	0-0
Nov 4	MURRAY STATE	L 1-2	651	30	SCHUBRING, Jacalyn	18	0	0	0	4	.000	1	.250	0	0-0
				3	BURKETT, Maggie	7	0	0	0	2	.000	0	.000	0	0-0
				18	OLALEYE, Miah	7	0	0	0	1	.000	0	.000	0	0-0
				22	GLAENZER, Morgan	3	0	0	0	0	.000	0	.000	0	0-0
				1	THOMAS, Callie	1	0	0	0	0	.000	0	.000	0	0-0
				00	CRAWFORD, Makenzie	6	0	0	0	0	.000	0	.000	0	0-0
				0	MYERS, Erica	16	0	0	0	0	.000	0	.000	0	0-0
					Total	19	49	30	128	401	.122	196	.489	15	3-4
					Opponents	19	17	4	38	135	.126	59	.437	3	2-2

TEAM STATISTICS	UTM	OPP
SHOT STATISTICS		
Goals-Shot attempts	49-401	17-135
Goals scored per game	2.58	0.89
Shot pct.	.122	.126
Shots on goal-Attempts	196-401	59-135
SOG pct.	.489	.437
Shots/Game	21.1	7.1
CORNER KICKS	109	34
PENALTY KICKS	3-4	2-2
PENALTIES		
Yellow cards	13	15
Red cards	0	1
ATTENDANCE		
Total	3301	2335
Dates/Avg Per Date	11/300	8/292
Neutral Site #/Avg	0/0	

#	Goalie	GP	Min.	GA	GAAvg	Saves	Pct	W-L-T	Sho
1	THOMAS, Callie	1	20:20	0	0.00	0	.000	0-0-0	0/1
0	MYERS, Erica	16	1309:26	12	0.82	35	.745	11-2-1	6/0
00	CRAWFORD, Makenzi	6	400:14	5	1.12	6	.545	4-1-0	0/1
	Total	19	1730:00	17	0.88	42	.712	15-3-1	7
	Opponents	19	1730:00	49	2.55	147	.750	3-15-1	3

Goals by Period	1st	2nd	OT	OT2	Total
UT Martin	19	30	0	0	49
Opponents	7	10	0	0	17

Shots by Period	1st	2nd	OT	OT2	Total
UT Martin	171	230	0	0	401
Opponents	57	78	0	0	135

Saves by Period	1st	2nd	OT	OT2	Total
UT Martin	14	28	0	0	42
Opponents	68	79	0	0	147





## 2021 OVC REGULAR SEASON CHAMPIONS

RECORD:	OVERALL	HOME	AWAY	NEUTRAL
ALL GAMES	11-6-1	6-4	5-2-1	0-0
CONFERENCE	6-2	2-2	4-0	0-0
NON-CONFERENCE	5-4-1	4-2	1-2-1	0-0

Date	Opponent	Score	Att.
08/19/21	SOUTHERN ILL.	W 2-0	303
08/22/21	at Little Rock	To2 0-0	473
08/26/21	at Indiana	L 0-1	403
08/29/21	at Indiana St.	W 2-1	125
09/02/21	NORTH ALABAMA	W 4-1	179
09/05/21	WRIGHT STATE	W 4-1	347
09/12/21	WESTERN CAROLINA	L 0-1	251
09/19/21	at Arkansas	L 0-4	1048
* 09/26/21	at Austin Peay	W 1-0	203
* 09/30/21	EASTERN ILLINOIS	W 4-1	146
* 10/03/21	at Southeast Missouri	W 4-1	287
* 10/07/21	TENNESSEE TECH	Lo2 1-2	290
* 10/10/21	at SIUE	W 1-0	204
* 10/17/21	MURRAY STATE	W 2-1	436
* 10/21/21	BELMONT	L 0-1	524
* 10/24/21	at Morehead St.	W 1-0	313
11/05/21	TENNESSEE TECH	W 1-0	583
11/07/21	SIUE	Lo2 0-1	617

TEAM STATISTICS	UTM	OPP
SHOT STATISTICS		
Goals-Shot attempts	27-217	16-167
Goals scored per game	1.50	0.89
Shot pct.	.124	.096
Shots on goal-Attempts	104-217	94-167
SOG pct.	.479	.563
Shots/Game	12.1	9.3
GOAL BREAKDOWN		
Penalty	0	1
Unassisted	7	3
Overtime	0	2
CORNER KICKS	81	64
Goals off corners	0	1
PENALTY KICKS	0-0	1-1
PENALTIES		
Yellow cards	9	12
Red cards	0	0
ATTENDANCE		
Total	3676	3056
Dates/Avg Per Date	10/368	8/382
Neutral Site #/Avg	0/0	

#	Player	gp	q	a	pts	sh	sh%	sog	sog%	qw	pk-att
20	van der VLIET, Emely	17	7	1	15	34	.206	23	.676	4	0-0
17	HILDRETH, Jill	18	6	3	15	35	.171	19	.543	3	0-0
6	ROBINSON, Makayla	18	3	3	9	27	.111	10	.370	1	0-0
40	HILDRETH, Jaden	18	3	1	7	11	.273	6	.545	0	0-0
15	ROBERTS, Bella	18	3	0	6	15	.200	8	.533	1	0-0
30	KALA, Brooke	18	2	2	6	19	.105	10	.526	0	0-0
22	ELLIOTT, Emma	18	2	1	5	9	.222	2	.222	1	0-0
2	PATTERSON, Izzy	18	1	2	4	26	.038	8	.308	1	0-0
13	HUNT, Catey	18	0	3	3	6	.000	1	.167	0	0-0
3	CASTALDO, Maria	18	0	2	2	10	.000	7	.700	0	0-0
9	MANKOWSKI, Sophia	14	0	1	1	5	.000	3	.600	0	0-0
44	BAURMANN, Hendrikje	18	0	1	1	3	.000	1	.333	0	0-0
7	LATHAM, Kiamie	9	0	1	1	1	.000	0	.000	0	0-0
21	CHAPPELL, Kamryn	18	0	1	1	0	.000	0	.000	0	0-0
10	MUSHKIN, Ryann	11	0	0	0	6	.000	2	.333	0	0-0
4	ZAHN, Hannah	16	0	0	0	6	.000	2	.333	0	0-0
12	GELINAS, Parker	18	0	0	0	3	.000	2	.667	0	0-0
47	CARROLL, Brooke	9	0	0	0	1	.000	0	.000	0	0-0
14	BOES, Skylar	7	0	0	0	0	.000	0	.000	0	0-0
8	DRAKE, Megan	2	0	0	0	0	.000	0	.000	0	0-0
1	MCGRAW, Annie	2	0	0	0	0	.000	0	.000	0	0-0
0	MYERS, Erica	18	0	0	0	0	.000	0	.000	0	0-0
Total		18	27	22	76	217	.124	104	.479	11	0-0
Opponents		18	16	15	47	167	.096	94	.563	6	1-1

#	Goalie	GP	Min.	GA	GAAvg	Saves	Pct	W-L-T	Sho
0	MYERS, Erica	18	1570:16	14	0.80	72	.837	11-6-1	6/0
1	MCGRAW, Annie	2	90:00	2	2.00	1	.333	0-0-0	0/0
Total		18	1660:16	16	0.87	78	.830	11-6-1	6
Opponents		18	1660:16	27	1.46	77	.740	0-2-0	6

Goals by Period	1st	2nd	OT	OT2	Total
UT Martin	14	13	0	0	27
Opponents	5	9	1	1	16

Shots by Period	1st	2nd	OT	OT2	Total
UT Martin	104	108	2	3	217
Opponents	64	95	4	4	167

Saves by Period	1st	2nd	OT	OT2	Total
UT Martin	32	44	1	1	78
Opponents	40	36	0	1	77

Corners by Period	1st	2nd	OT	OT2	Total
UT Martin	30	47	0	4	81
Opponents	33	30	0	1	64





## KURT MCGUFFIN

### VICE CHANCELLOR & DIRECTOR OF ATHLETICS • 8TH YEAR • KANSAS STATE, 1996

Kurt McGuffin was officially named the 15th University of Tennessee at Martin's director of intercollegiate athletics on May 22, 2017.

During his Skyhawk tenure, McGuffin has overseen multiple Ohio Valley Conference championship programs while implementing significant facility upgrades across the board.

Last season, three separate UT Martin squads claimed OVC titles as football, men's basketball and beach volleyball each hoisted OVC regular season championship hardware. Out of 363 NCAA Division I schools, the Skyhawks were one of just four universities to win both a football and men's basketball regular season conference championship. In the classroom, UT Martin produced a record number of graduates, a school-record 31 OVC Academic Medal of Honor recipients for a perfect 4.0 Grade Point Average) and posted a 3.24 cumulative GPA during the spring 2024 semester, signaling the ninth straight term that the Skyhawks had accounted for a cumulative GPA over 3.20. In 2022-23, UT Martin equaled its highest finish in the OVC Commissioner's Cup standings in school history. The 2021-22 season marked the first time in school history that four different Skyhawk athletic programs won OVC championships (soccer, football, golf, beach

volleyball). Academically, UT Martin Athletics shattered a school record with 191 OVC Commissioner's Honor Roll recipients in 2019-20 and set a new departmental record for GPA during five consecutive semesters, culminating in a 3.33 in Spring 2022. Skyhawk Athletics has also been at the forefront of community service, as representatives from over 10 teams were in the middle of cleanup efforts during the aftermath of the tornado that touched down in nearby Dresden in December 2021.

McGuffin has over 25 years of experience in the collegiate athletics forum, including nearly six years as athletics director at Missouri Western State University, an NCAA Division II school located in St. Joseph, Mo. Before leading the Griffon athletics department in 2011, he also spent time as an assistant athletics director for development at the University of Colorado (2010-11), as a senior associate athletic director for external operations at Kansas State University (2000-10) and as an assistant director of athletics for development at the University of Idaho-Moscow (1999-2000).

In his time at Missouri Western, McGuffin achieved the highest student-athlete grade point average in the history of the school while also setting an all-time high for graduation rate and community service hours. He significantly increased revenue generation to annual and endowment giving by 30 percent and he launched a capital campaign that produced five of the top 10 gifts in university history, finishing off \$13 million in building enhancements in the spring of 2016. In addition, he successfully added six additional sports to bring the total to 16 while collaborating to initiate a Master's program in Sport Business Management – which added 20 graduate assistants to his staff.

McGuffin oversaw six Mid-America Intercollegiate Athletics Association championship squads in his tenure at Missouri Western. That includes the Griffon football program winning its first ever outright MIAA championship in 2012, a year where they also made the deepest postseason run in school history into the Division II quarterfinals. The Missouri Western baseball team claimed its first-ever MIAA title in 2013, the women's basketball team won the MIAA regular season in 2015-16 while the Griffon softball program racked up three conference championships (2014 tournament, 2016 regular season, 2016 tournament) in McGuffin's tenure. During the 2016-17 season, the Missouri Western baseball team qualified for the NCAA Tournament in back-to-back seasons (2016-17) for the first time in program history while the Griffon softball program made it to their fourth straight NCAA Regional. The women's golf program also saw freshman Chong Yong advance to the NCAA Championships, becoming the first individual in school history to accomplish that feat.

McGuffin also sustained previous successful programs and experienced growth in resources across the board at Missouri Western. He hired head coaches to lead the Griffon volleyball program to its highest win total since the mid-1990's and earning the most MIAA victories in program history in 2014. The Missouri Western tennis squad also took a new direction under McGuffin, resulting in its first winning season in more than a decade in 2014-15. The Griffon soccer program has also shattered over 20 school records while making its first ever postseason appearance in 2014 while the women's golf program advanced to its first ever NCAA Championship berth in 2016. As a direct result, McGuffin led the Missouri Western charge into the top-100 in the Learfield Cup standings, elevating the program from its 287 ranking when he took over.

Facility improvements were also paramount in McGuffin's success at Missouri Western. He raised nearly \$8 million for a total renovation of Spratt Memorial Stadium while also helping construct a state-of-the-art women's soccer locker room and the Zack and Mary Workman Academic Success Center in 2014.

The upgrades to Spratt Memorial Stadium were instrumental in Missouri Western remaining as the summer home of the NFL's Kansas City Chiefs since 2010. McGuffin led the charge in 2014 as the Chiefs and Missouri Western announced an extension for St. Joseph as the sole training location through the 2017 season.

At Colorado, McGuffin created and implemented a new annual giving program which increased total giving by 15 percent. He added over 600 new members in the first year by establishing fundraising goals, implementing a new donor database, revamping the process of daily donations and planning special events. He also assisted with fundraising and development of a brand new \$12 million sport court practice facility while taking part in a \$1.5 billion university capital campaign.

In addition to his title as senior associate athletic director for external operations at Kansas State, McGuffin also served as the associate athletic director for development, the assistant athletic director for annual giving and the assistant director of athletic development in his decade in Manhattan. He completed over \$25 million in facility enhancements while also leading a \$90 million "Changing Lives Campaign." He also increased annual giving by 50 percent and endowments by over 70 percent.

McGuffin was the sport administrator for the Wildcat men's basketball, men's and women's golf and the men's and women's cross country/track and field programs. He led the development and implementation of a department-wide strategic plan while overseeing all external units (including development, ticketing, marketing and communication) responsible for a revenue of over \$28 million and budgets of \$12 million.

McGuffin led marketing campaigns that resulted in the largest football season-opening crowd in Kansas State history while also heading a sales group that sold out men's basketball games in three out of four seasons. In his tenure, the Wildcat women's basketball and volleyball programs were each in the top-10 nationally in attendance.

Before his first full-time role in athletics administration at Idaho-Moscow, McGuffin also was a graduate assistant for fundraising at Wichita State University, the director of men's basketball operations at Eastern Washington University and the head men's basketball student assistant at Kansas State.

McGuffin is a proud member of the National Association of College Directors of Athletics (NACDA) and the National Association of Development Directors (NADD). He is currently serving as chair of the NCAA Division I Women's Softball Committee and has also spent time on the NCAA Men's Golf Ranking Committee, the NCAA Men's Basketball Committee and the NCAA Women's Basketball Committee. In addition to the NCAA Softball Committee, he is currently serving as 2nd Vice President on the NACDA Football Championship Subdivision Athletic Directors Association Executive Committee. He was chair of the OVC Council of Directors of Athletics during the 2020-21 academic year.

An Iola, Kan. native, McGuffin graduated from Kansas State with a bachelor of science degree in education in 1996. He obtained his Master of Science degree in education from Wichita State in 1999. He is married to the former Jessica Whisler of Goodland, Kan. and the couple has three children – Bryce, Brett and Brea. Bryce and Brett are currently attending UT Martin.



# PRESEASON PLAYER TO WATCH



**3X**  
ALL-OVC HONOREE

**2X**  
ALL-OVC FIRST TEAMER

**53**  
CAREER STARTS



**IZZY PATTERSON**





# ***UT MARTIN SKYHAWKS***

## **2024 SOCCER**

### **AUGUST**

6	AT PURDUE <sup>(EXHIBITION)</sup>
9	AT ARKANSAS STATE <sup>(EXHIBITION)</sup>
15	AT NORTH ALABAMA
18	<b>SOUTHERN ILLINOIS</b>
25	AT AUSTIN PEAY
29	<b>INDIANA STATE</b>

### **SEPTEMBER**

1	AT MURRAY STATE
5	AT LOUISVILLE
8	<b>NORTHERN IOWA</b>
12	AT EVANSVILLE
15	AT MEMPHIS
22	AT SIUE*
26	AT SOUTHERN INDIANA*
29	<b>TENNESSEE TECH*</b>

### **OCTOBER**

5 P.M.	3	AT LITTLE ROCK*	6 P.M.
4 P.M.	6	<b>MOREHEAD STATE*</b>	2 P.M.
7 P.M.	13	<b>LINDENWOOD*</b>	2 P.M.
5 P.M.	17	AT WESTERN ILLINOIS*	3 P.M.
4 P.M.	20	AT EASTERN ILLINOIS*	1 P.M.
7 P.M.	27	<b>SOUTHEAST MISSOURI*</b>	2 P.M.
	31	OVC CHAMPIONSHIP FIRST ROUND	

### **NOVEMBER**

4 P.M.		
6:30 P.M.	3	OVC CHAMPIONSHIP QUARTERFINALS
1 P.M.	7	OVC CHAMPIONSHIP SEMIFINALS
6 P.M.	10	OVC CHAMPIONSHIP FINALS
7 P.M.		
1 P.M.		
7 P.M.		
2 P.M.		

\* OHIO VALLEY CONFERENCE MATCH

HOME MATCHES ARE IN ALL CAPS AND ORANGE

ALL TIMES ARE CST AND SUBJECT TO CHANGE

