



UT MARTIN SKYHAWKS

2022-23 MEN'S BASKETBALL

MBB SID CONTACT: RYNE RICKMAN
EMAIL: RRRICKMAN@UTM.EDU
OFFICE PHONE: (731) 881-7632
CELL PHONE: (270) 703-2601
WEBSITE: WWW.UTMSPORTS.COM
FACEBOOK: /UTMSPORTS
TWITTER: @UTMSPORTS

SCHEDULE

Date.....	Opponent.....	Time
Nov. 7.....	at Pitt.....	L, 80-58
Nov. 9.....	at Youngstown State.....	L, 90-72
Nov. 12.....	CHAMPION CHRISTIAN... W, 124-65	
Nov. 15.....	HARRIS-STOWE.....	W, 96-53
Nov. 18.....	at Ole Miss.....	L, 72-68
Nov. 20.....	PRAIRIE VIEW A&M.....	W, 80-79
Nov. 22.....	at Arkansas State.....	L, 70-64
Nov. 28.....	MCNEESE.....	W, 86-83
Dec. 3.....	at UNC Asheville.....	L, 90-83
Dec. 11.....	CHICAGO STATE.....	W, 75-74 ^(OT)
Dec. 13.....	BETHEL.....	W, 103-75
Dec. 17.....	at Bowling Green.....	W, 75-67
Dec. 19.....	CROWLEY'S RIDGE.....	W, 120-59
Dec. 29.....	at Little Rock*.....	L, 88-74
Dec. 31.....	MOREHEAD STATE*.....	W, 64-57
Jan. 5.....	SOUTHEAST MISSOURI*... W, 87-82	
Jan. 7.....	TENNESSEE TECH*.....	L, 84-80 ^(OT)
Jan. 12.....	at Tennessee State*.....	W 77-66
Jan. 14.....	at Southern Indiana*.....	L, 80-66
Jan. 19.....	at Southeast Missouri*.....	W, 80-60
Jan. 21.....	EASTERN ILLINOIS*.....	W, 91-78
Jan. 26.....	LINDENWOOD*.....	W, 66-59
Jan. 28.....	SOUTHERN INDIANA* ... W, 86-83 ^(OT)	
Feb. 2.....	at SIUE*.....	L, 89-75
Feb. 4.....	at Lindenwood*.....	L, 80-75
Feb. 9.....	at Eastern Illinois*.....	L, 77-75
Feb. 11.....	LITTLE ROCK*.....	W, 84-61
Feb. 16.....	SIUE*.....	W, 90-84
Feb. 18.....	at Tennessee Tech*.....	W, 100-91
Feb. 23.....	TENNESSEE STATE*.....	8 p.m.
Feb. 25.....	at Morehead State*.....	2 p.m.
March 1-4....	OVC Championship+.....	TBA

HOME GAMES IN ALL CAPS AND BOLD

* Ohio Valley Conference Game

+ Ford Center - Evansville, Ind.

Times are listed in Central time

PROBABLE STARTING LINEUPS

TENNESSEE STATE	UT MARTIN
#0 Zion Griffin 8.3 ppg, 5.1 rpg, 0.6 apg	#2 KJ Simon 15.1 ppg, 4.9 rpg, 2.4 apg
#1 Marcus Fitzgerald, Jr. 13.5 ppg, 3.4 rpg, 3.2 apg	#3 Jordan Sears 14.4 ppg, 3.4 rpg, 2.9 apg
#4 Jr. Clay 19.1 ppg, 4.7 rpg, 5.3 apg	#5 Chris Nix 6.6 ppg, 5.9 rpg, 1.8 apg
#10 Adong Makuoi 9.0 ppg, 5.6 rpg, 0.4 apg	#23 Jalen Myers 6.5 ppg, 4.2 rpg, 0.6 apg
#20 Dedric Boyd 11.1 ppg, 2.6 rpg, 0.3 apg	#45 Parker Stewart 17.1 ppg, 4.7 rpg, 2.1 apg

SKYHAWKS PLAY HOST TO OVC FOE TENNESSEE STATE IN NATIONALLY TELEVISED SENIOR DAY HOME FINALE



UT MARTIN
SKYHAWKS

Record: 18-11

Ohio Valley: 10-6

Home: 14-1

Last 5: 3-2

Last 10: 7-3

Avg. PPG: 81.9

Def. PPG: 75.0

TOP SCORER

#45 Parker Stewart
17.1 PPG

TOP REBOUNDER

#0 KK Curry
6.1 RPG

TOP PASSER

#3 Jordan Sears
2.9 APG

HEAD COACH

Ryan Ridder
Embry-Riddle, 2008

Second Season

Overall: 169-106

At UTM: 26-33



TENNESSEE STATE
TIGERS

Record: 17-12

Ohio Valley: 9-7

Away: 3-8

Last 5: 4-1

Last 10: 7-3

Avg. PPG: 77.5

Def. PPG: 73.6

TOP SCORER

#4 Jr. Clay
19.1 PPG

TOP REBOUNDER

#10 Adong Makuoi
5.6 RPG

TOP PASSER

#4 Jr. Clay
5.3 APG

HEAD COACH

Brian "Penny" Collins
Belmont, 2006

Fifth Season

Overall: 62-85

At TSU: Same

ALL-TIME SERIES HISTORY

Tennessee State leads 36-30

Last Meeting..... Jan. 12, 2023

Game Result..... UTM 77, @TSU 66

Series Streak..... UTM W1

First Meeting..... Dec. 5, 1966

UTM vs. TSU in Martin..... 17-13

Streak in Martin..... TSU W1

PLAYER TO WATCH

#45 Parker Stewart
Graduate Guard
Union City, Tenn.

Stewart splashed shots all over the court at Tennessee Tech on Saturday, finishing with 32 points on 11-of-17 shooting. What made his scoring display even more impressive was his accuracy from three-point range as he sank eight of his nine tries from long distance.

The 6-5 marksman ranks second in the OVC in three-point field goals made (3.1 per game) and third in scoring (17.1 points per contest).



SETTING THE STAGE

The University of Tennessee at Martin men's basketball squad is set to play in front of a nationally televised audience as the Skyhawks square off against Ohio Valley Conference foe Tennessee State at the Kathleen and Tom Elam Center.

It is also Senior Day for the Skyhawks as Rifen Miguel, Josh Endicott, KJ Simon and Parker Stewart will be recognized during a pregame ceremony. Those four have helped UT Martin to a 10-win overall improvement from last season as the Skyhawks' 10 OVC victories are tied for the third-most in school history.

UT Martin is 14-1 while playing in front of its home crowd in 2022-23, which is tied for the most home wins in the school's NCAA Division I Era (since 1992).

A season sweep over the Tigers is at stake as the Skyhawks defeated Tennessee State by a 77-66 margin back on Jan. 12 in Nashville. Jordan Sears led the way with 21 points for UT Martin, who also saw Desmond Williams (16), KK Curry (13) and Parker Stewart (11) score in double figures.

The Skyhawks are coming off a scintillating 100-91 road victory at Tennessee Tech last Saturday. Stewart (32 points) canned eight of his nine attempts from three-point land as UT Martin set a program single-game record for highest three-point field goal percentage (.667, 10th-best performance in NCAA Division I men's basketball in 2022-23). KJ Simon (22 points, 10 rebounds, career-high six assists) and Chris Nix (20 points on 9-of-12 shooting) additionally guided the Skyhawks.

Stewart won OVC Player of the Week accolades for the second time on Monday. His six career 30-plus-point games rank second all-time in school history.

Tennessee State enters this game having won six of its last seven decisions, including a 100-85 triumph over SIUE last Saturday. OVC scoring leader Jr. Clay went off for a career-best 40 points to go along with a game-high eight rebounds while Marcus Fitzgerald, Jr. tacked on 18 points for the Tigers.



UT MARTIN SKYHAWKS ROSTER



Front Row (L to R): Jordan Sears, Parker Stewart, KJ Simon, Desmond Williams, Grant Hurst, Dylan Pumpian.
Back Row (L to R): Josiah Morris, KK Curry, Jalen Myers, Chris Nix, Josh Endicott, David Kamwanga, Rifen Miguel, Koby Jeffries.

No.	Name	Pos.	Ht.	Wt.	Class	Hometown (Previous School)
0	KK Curry	F	6-6	205	Jr.	Cleveland, Tenn. (South Alabama)
1	Koby Jeffries	G	6-3	190	R-So.	Memphis, Tenn. (UAB)
2	KJ Simon	G	6-3	195	Sr.	Orlando, Fla. (Bethune-Cookman)
3	Jordan Sears	G	5-11	175	So.	Daytona Beach, Fla. (Gardner-Webb)
4	Josh Endicott	F	6-9	205	Sr.	Baxter, Tenn. (North Florida)
5	Chris Nix	F	6-9	220	R-Jr.	Bellevue, Tenn. (Columbia State CC)
10	Desmond Williams	G	6-1	180	Jr.	Montgomery, Ala. (Troy)
11	Grant Hurst	G	6-2	180	So.	Cleveland, Tenn. (Cleveland HS)
13	Dylan Pumpian	G	6-1	175	So.	Marietta, Ga. (Walton HS)
20	Josiah Morris	F	6-6	215	So.	Mount Washington, Ky. (Central Kentucky HomeSchool)
22	Rifen Miguel	F	6-8	240	Sr.	Luanda, Angola (Troy)
23	Jalen Myers	F	6-8	195	So.	Madison, Ala. (Hinds CC)
45	Parker Stewart	G	6-5	205	Gr.	Union City, Tenn. (Indiana)
55	David Kamwanga	F	6-7	220	So.	Kinshasa, DR Congo (Fork Union Military Academy)

Head Coach: Ryan Ridder (Embry-Riddle, 2008), Second Season at UT Martin, 10th Season Overall

Assistant Coach: Denver Cobb (Embry-Riddle, 2009), Second Season

Assistant Coach/Recruiting Coordinator: Erik Buggs (Valparaiso, 2013), Second Season

Assistant Coach: Reed Ridder (Embry-Riddle, 2016), First Season

Special Assistant to the Head Coach: Dantiel Daniels (Colorado State, 2016), Second Season

Director of Player Development: Deonte Johnson (UT Martin, 2018), Third Season

Director of Basketball Operations: Austin Nisbett (Duke, 2021), First Season

Graduate Assistant: Alston Jones (Embry-Riddle, 2020), First Season

PRONUNCIATION GUIDE

13.....Dylan Pumpy-en
 22.....Rye-fin Migg-ell
 55.....David Kam-wahn-guh
 SAHC....Dan-teal Daniels
 DOPD ...Dee-on-tay Johnson



UT MARTIN SKYHAWKS PLAYER CAPSULES



0



KK CURRY

F • 6-6 • 205 • Jr. • Cleveland, Tenn. • South Alabama

GP	PPG	RPG	APG	BPG	SPG	MPG
27	8.7	6.1	0.6	0.4	1.2	23.1

FG%: .593 • 3FG%: .333 • FT%: .688

- Ranks second in the OVC in field goal percentage and sixth in rebounding
- Posted 13 points and 6 rebounds in 27 minutes at Tennessee State on Jan. 12
- Tallied a season-high 15 points and 13 rebounds vs. Southeast Missouri on Jan. 5
- Collected 14 points and a career-best 16 rebounds against Morehead State

1



KOBY JEFFRIES

G • 6-3 • 190 • R-Sr. • Memphis, Tenn. • UAB

GP	PPG	RPG	APG	BPG	SPG	MPG
28	4.3	2.2	2.1	0.2	0.6	17.7

FG%: .402 • 3FG%: .152 • FT%: .727

- Averaging 3.3 assists over 3 career games against Tennessee State
- Registered a career-best 15 points, 4 assists and 2 rebounds vs. TTU on Jan. 7
- Scored 11 points in only 18 minutes against Southeast Missouri on Jan. 5
- Posted 11 points (on 5-of-7 shooting) in just 22 minutes at UNC Asheville

2



KJ SIMON

G • 6-3 • 195 • Sr. • Orlando, Fla. • Bethune-Cookman

GP	PPG	RPG	APG	BPG	SPG	MPG
27	15.1	4.9	2.4	1.1	1.5	28.2

FG%: .471 • 3FG%: .326 • FT%: .576

- Ranks third in the OVC in blocked shots, fifth in steals and sixth in scoring
- Averaged 21.0 points, 4.5 blocks, 4.0 rebounds, 3.0 assists and 2.5 steals in 2 games against Tennessee State last season
- Coming off 22 points, 10 rebounds, a career-high 6 assists and 2 blocks at TTU
- Voted Preseason OVC Player of the Year

3



JORDAN SEARS

G • 5-11 • 175 • So. • Daytona Beach, Fla. • Gardner-Webb

GP	PPG	RPG	APG	BPG	SPG	MPG
28	14.4	3.4	2.9	0.4	1.2	28.1

FG%: .479 • 3FG%: .318 • FT%: .794

- Ranks fourth in the OVC in scoring (18.2 points per game) in league play
- Scored 21 points vs. TSU earlier this year
- Posted 30 points and a career-high 8 rebounds against SIUE on Feb. 16
- Had a career-best 32 points vs. USI on Jan. 28
- Was a prep standout at Mainland High School, the alma mater of Vince Carter

4



JOSH ENDICOTT

F • 6-9 • 205 • Sr. • Baxter, Tenn. • North Florida

GP	PPG	RPG	APG	BPG	SPG	MPG
24	2.9	2.8	0.4	0.2	0.2	11.7

FG%: .480 • 3FG%: .222 • FT%: .783

- Has not played last 2 games due to injury
- Tallied 12 points, 6 rebounds and 2 assists in 19 minutes at TSU on Jan. 6, 2022
- Had a season-high 9 points vs. EIU on Jan. 21
- Drew a start and tallied season-highs of 9 points, 9 rebounds and 3 assists vs. Bethel
- Began college career as a pitcher at Cincinnati before an injury forced him to switch sports

5



CHRIS NIX

F • 6-9 • 220 • R-Jr. • Bellevue, Tenn. • Columbia State CC

GP	PPG	RPG	APG	BPG	SPG	MPG
28	6.6	5.9	1.8	0.6	0.5	23.7

FG%: .556 • 3FG%: --- • FT%: .545

- Ranks seventh in the OVC in rebounding
- Averaged 15.0 points in 2 games against Tennessee State last season
- Coming off 20 points, 5 rebounds and a career-high 4 assists last time out at TTU
- Posted 19 points (on 7-of-7 shooting), 3 rebounds, 3 assists, 3 blocks and a steal in only 25 minutes against EIU on Jan. 21

10



DESMOND WILLIAMS

G • 6-1 • 180 • Jr. • Montgomery, Ala. • Troy

GP	PPG	RPG	APG	BPG	SPG	MPG
28	8.3	2.1	1.8	0.0	0.9	25.7

FG%: .339 • 3FG%: .333 • FT%: .880

- Ranks sixth in the OVC in 3-point field goals made (2.3 per game)
- Scored in double figures 11 times this season, including season-highs of 16 points on Jan. 12 at Tennessee State (and again on Feb. 16 against SIUE)
- Tossed in a school record 2,500 career points at Brewbaker Tech High School



UT MARTIN SKYHAWKS PLAYER CAPSULES



11



GRANT HURST

G • 6-2 • 180 • So. • Cleveland, Tenn. • Cleveland HS

GP PPG RPG APG BPG SPG MPG

--- --- --- --- --- --- ---

FG%: --- • 3FG%: --- • FT%: ---

- Is expected to redshirt this season
- Boasted an 11:4 assist-to-turnover ratio in Ohio Valley Conference play last year
- Scored a career-best 9 points and swiped a pair of steals in only 18 minutes at Belmont on Jan. 29 last season
- Distributed multiple assists on four separate occasions last year

13



DYLAN PUMPIAN

G • 6-1 • 175 • So. • Marietta, Ga. • Walton HS

GP PPG RPG APG BPG SPG MPG

5 4.0 0.6 0.4 0.0 0.0 3.8

FG%: .467 • 3FG%: .429 • FT%: ---

- Did not play last time out against TTU
- Walk-on who has scored 20 points in 19 minutes this season, nailing at least one 3-pointer in his first four appearances
- Made his season debut vs. CCC, scoring his first collegiate points (8 in just 5 minutes)
- Earned an OVC Medal of Honor for a perfect 4.0 Grade Point Average last year

20



JOSIAH MORRIS

F • 6-6 • 215 • So. • Mount Washington, Ky. • Central Kentucky HomeSchool

GP PPG RPG APG BPG SPG MPG

--- --- --- --- --- --- ---

FG%: --- • 3FG%: --- • FT%: ---

- Is expected to redshirt this season
- Scored a career-best 12 points in only 17 minutes against Carver College last year
- Swished a three-pointer in 11 separate games last season, including four outings with multiple trifectas
- Grabbed multiple rebounds in seven different games as a true freshman

22



RIFLEN MIGUEL

F • 6-8 • 240 • Sr. • Luanda, Angola • Troy

GP PPG RPG APG BPG SPG MPG

16 3.7 2.1 0.7 0.1 0.4 9.9

FG%: .522 • 3FG%: .200 • FT%: .818

- Has not played each of the last 3 games
- Scored 18 points in 31 minutes over his last 4 games
- Played 29 games (2 starts) last year at Troy
- Spent the 2020-21 season at Ohio, helping the team go 17-8, win a MAC championship and play in the NCAA Tournament
- Represented Angola in the FIBA U19 Basketball World Cup in 2017

23



JALEN MYERS

F • 6-8 • 195 • So. • Madison, Ala. • Hinds CC

GP PPG RPG APG BPG SPG MPG

26 6.5 4.2 0.6 0.4 0.4 14.6

FG%: .491 • 3FG%: .389 • FT%: .824

- Scored double digits in 7 of his last 11 games
- Had 15 points against Little Rock on Feb. 11
- Hauled in his first career double-double (10 points, career-best 11 boards) at EIU on Feb. 9
- Went off for a career-high 23 points vs. CCC
- Ranked in the top-5 nationally in FT% (.890) and rebounding (11.4 per game) while tossing in 19.0 ppg last year at Hinds CC

45



PARKER STEWART

G • 6-5 • 205 • Gr. • Union City, Tenn. • Indiana

GP PPG RPG APG BPG SPG MPG

26 17.1 4.7 2.1 0.1 1.3 31.0

FG%: .422 • 3FG%: .384 • FT%: .772

- Ranks second in the OVC in 3-point field goals made (3.1 per game), third in scoring and 10th in steals
- Scored 31 points vs. TSU on Jan. 9, 2020
- Coming off 32 points (including 8-of-9 shooting from 3-point range) at TTU
- Named OVC Player of the Week twice this year
- Had a career-best 34 points vs. McNeese

55



DAVID KAMWANGA

F • 6-7 • 220 • So. • Kinshasa, DR Congo • Fork Union Military Academy

GP PPG RPG APG BPG SPG MPG

21 1.4 2.3 0.4 0.0 0.3 8.6

FG%: .417 • 3FG%: --- • FT%: .769

- Grabbed a career-best 7 rebounds in a season-high 18 minutes at TSU on Jan. 12
- Has hauled in at least 5 rebounds on 5 separate occasions so far in 2022-23
- Posted career-high 8 points vs. Bethel
- First learned to play basketball in March of 2016 at the Serge Ibaka Dreams Academy Camp in DR Congo



UT MARTIN SKYHAWKS

QUICK FACTS



UT MARTIN QUICK FACTS

Founded: 1900; Senior College, 1951
Enrollment: 6,873
Nickname: Skyhawks
Colors: Navy Blue and Orange
Affiliation: NCAA Division I
Conference: Ohio Valley
Arena: Kathleen and Tom Elam Center (4,300)
Chancellor: Dr. Keith Carver
Athletic Director: Kurt McGuffin
Athletics Website: www.UTMSports.com

UT MARTIN BASKETBALL PERSONNEL

Head Coach: Ryan Ridder
Alma Mater: Embry-Riddle, 2008
Career Record: 169-106 (10th Season)
UTM Record: 26-33 (Second Season)

Assistant Coach: Denver Cobb
Tenure at UT Martin: Second Season
Alma Mater: Embry-Riddle, 2009

Assistant Coach/Recruiting Coordinator: Erik Buggs
Tenure at UT Martin: Second Season
Alma Mater: Valparaiso, 2013

Assistant Coach: Reed Ridder
Tenure at UT Martin: First Season
Alma Mater: Embry-Riddle, 2016

Special Assistant to the Head Coach: Dantiel Daniels
Tenure at UT Martin: Second Season
Alma Mater: Colorado State, 2016

Director of Player Development: Deonte Johnson
Tenure at UT Martin: Third Season
Alma Mater: UT Martin, 2018

Director of Basketball Operations: Austin Nisbett
Tenure at UT Martin: First Season
Alma Mater: Duke, 2021

Graduate Assistant: Alston Jones
Tenure at UT Martin: First Season
Alma Mater: Embry-Riddle, 2020

UT MARTIN BASKETBALL QUICK FACTS

2021-22 Overall Record: 8-22
2021-22 OVC Record: 4-14 (9th of 10)
Players Returning/Lost: 9/5
Starters Returning/Lost: 4/1
Newcomers: 5

First Year of Basketball: 1951
All-Time Basketball Record: 828-1080
All-Time OVC Record: 207-345
All-Time OVC Tournament Record: 6-13
OVC Tournament Appearances: 13
Last OVC Tournament Appearance: 2019
OVC Championships: 1 (2008-09 Reg. Season)

INTERVIEW POLICIES

Media interviews with student-athletes and coaches are encouraged, and every effort will be made to accommodate media requests. In-person interviews are preferred. Reach out through the sports information office for the best times to interview head coach Ryan Ridder and student-athletes.

POSTGAME AVAILABILITIES

Players and coaches will be available for interviews after a brief cooling-off period at the conclusion of each game. Full stat packages will be available on UTMSports.com upon the completion of each home game. Head coach Ryan Ridder and select student-athletes will be made available upon request. Space will be made available following postgame interviews for filing stories at home contests.

CREDENTIALS

Media credentials are required for all Skyhawk home games and can be obtained through the sports information office. Please notify sports information director Ryne Rickman at least 24 hours in advance of home games and at least 72 hours in advance of road games. There is no designated parking for visiting media at home games.

PRESS ROW

The Kathleen and Tom Elam Center press row has wireless internet access for all working members of the media under "UTM Guest". Users will be asked to enter a valid email address. Live stats, offered by StatBroadcast.com, can be found at www.UTMStats.com.

ON THE WEB

A wealth of resources for the UT Martin sports information department can be found at www.UTMSports.com, powered by SIDEARM Sports. The website features updated schedules, rosters, player bio information, game notes and statistics.

SKYHAWKS IN PRINT

The name of our institution is The University of Tennessee at Martin and if abbreviated, should be referred to as UT Martin. The University of Tennessee at Martin should be used as the first reference in a news story. UT Martin should be used in subsequent references and UTM is acceptable in headlines. Tennessee-Martin, UT-Martin, UT or Martin should never be used. The description Skyhawks should be used to represent all UT Martin athletic teams. Hawks should never be used.






UT MARTIN SKYHAWKS PRESEASON PREDICTIONS



The highly anticipated 2022-23 University of Tennessee at Martin men's basketball campaign began on Sept. 26 when the Skyhawks held their first official practice, 42 days ahead of the season opener at Pitt. UT Martin entered this season with championship aspirations as the Skyhawks were tabbed as the preseason favorites in the Ohio Valley Conference by Blue Ribbon and The Almanac. UT Martin returned nine players and four starters from last season while welcoming five newcomers who each boast Division I playing experience.

KJ Simon returned for his senior campaign as the reigning All-OVC first teamer was the only Division I player in the nation to average at least 16.5 points, 4.5 rebounds, 1.5 assists, 1.5 steals and 1.4 blocks per game. Parker Stewart, who achieved All-OVC status after averaging 19.2 points per game as a Skyhawk in 2019-20, returned to campus after logging 31 starts at Indiana last season. That dynamic backcourt duo has received national attention from three college basketball preseason publications (Blue Ribbon, The Almanac, Lindy's Sports). That pair was voted to the Preseason All-OVC squad by the league's head coaches and sports information directors while Simon was named the Preseason OVC Player of the Year.



Blue Ribbon

by Chris Dortch/John Moorehouse

OVC Predicted Standings

1. UT Martin

OVC Top Backcourts


1. UT Martin

OVC Player of the Year

KJ Simon, UT Martin

All-OVC Team

KJ Simon, UT Martin
Parker Stewart, UT Martin



The Almanac

by Sean Paul

OVC Predicted Standings

1. UT Martin

OVC Sleeper Team

UT Martin

OVC Newcomer of the Year

Parker Stewart, UT Martin

OVC Defensive Player of the Year

KJ Simon, UT Martin

OVC Player Who Scares You the Most

Parker Stewart, UT Martin

OVC Coach of the Year

Ryan Ridder, UT Martin

All-OVC First Team

KJ Simon, UT Martin
Parker Stewart, UT Martin



Lindy's Sports

by Jeremy Peppas

OVC Predicted Standings

4. UT Martin

OVC Player of the Year

Parker Stewart, UT Martin

OVC's Best Shooter

Parker Stewart, UT Martin

OVC's Most Versatile

Parker Stewart, UT Martin

OVC's Best NBA Prospect

Parker Stewart, UT Martin

All-OVC Team

KJ Simon, UT Martin
Parker Stewart, UT Martin



UT MARTIN SKYHAWKS QUICK HITS



CLINCHING A WINNING SEASON

The Skyhawks officially clinched a winning season with their 90-84 victory over SIUE on Feb. 17. It is just the seventh above .500 season since the program moved to the NCAA Division I ranks in 1992, joining the teams from 2016-17, 2015-16, 2014-15, 2008-09, 2007-08 and 2001-02.

DOUBLING LAST SEASON'S WIN TOTAL

UT Martin's 18 wins have already more than doubled its victory total (eight) from the entire 2021-22 season. The Skyhawks tied last year's overall win total in nonconference play alone.

DOUBLE-DIGIT OVC VICTORIES

The Skyhawks have reached 10 Ohio Valley Conference wins for just the sixth time in school history. UT Martin's 10 OVC triumphs are the third-most all-time, trailing only 14 in 2008-09 and 11 in 2007-08.

DOMINANCE INSIDE THE ELAM CENTER

UT Martin started the 2022-23 campaign with a 9-0 record inside the Kathleen and Tom Elam Center, which was the best home start to a season since the Skyhawks joined the NCAA Division I ranks in 1992. UT Martin's 14 home wins are tied for the program's NCAA Division I record, previously set in 2016-17.

ATOP THE OVC IN SEVERAL STATISTICAL RANKS

The Skyhawks lead the OVC in scoring offense (81.9 points per game), scoring margin (+6.8), field goal percentage (.461), field goal percentage defense (.419), three-point field goal percentage defense (.318), rebounding (39.9 per game) and assist-to-turnover ratio (1.2).

SKYHAWKS RANKING IN TOP-15 NATIONALLY

Of 363 NCAA Division I schools, UT Martin entered the week ranking in the top-15 in the country in defensive rebounds per game (29.14, fifth), rebounds per contest (39.86, seventh), fastbreak points (15.55 per outing, eighth) and scoring offense (81.9 points per game, 14th).

SCOREBOARD LIGHTING UP AT ELAM CENTER

UT Martin's 124 points against Champion Christian on Nov. 12 were the most for the program since scoring 127 against UC Clermont on Dec. 10, 2017 (a span of 138 games). It was also only five points shy of the school record.

In that same contest, the Skyhawks set a school record for field goals made (52), passing the previous record of 51 (set against both Lambuth on Nov. 22, 1982 and against Union on Feb. 27, 1973).

Combined with the 96-53 win over Harris-Stowe on Nov. 15, the 220 points tied a school record for highest score in back-to-back games and was the first time in the program's NCAA Division I Era (since 1992) to accomplish that feat. UT Martin also scored 220 cumulative points three times in the past, most recently against Miles (129 on Dec. 16) and Austin Peay (91 on Dec. 20) during the 1986-87 campaign. The Skyhawks also dialed up 220 combined points in consecutive outings in the 1969-70 and 1983-84 seasons.

On Dec. 13, UT Martin cracked the century mark once again with a 103-75 home win over Bethel. Six days later, the Skyhawks went off for 120 points in a 61-point triumph over Crowley's Ridge at the Elam Center. UT Martin's 63 first-half points were the program's most in an opening half since the Skyhawks put up 63 points against UC Clermont on Dec. 10, 2017.

Through 15 home games in 2022-23, UT Martin is averaging 88.7 points per contest.

STEWART TWO-TIME OVC PLAYER OF THE WEEK

Parker Stewart earned Ohio Valley Conference Player of the Week accolades on Dec. 5 and Feb. 20, becoming just the eighth Skyhawk to ever win that award twice in a single season.

Although he has only played 51 games in a UT Martin uniform, his six 30-plus point games are tied for the second-most in school history.

AN OFFENSIVE CLINIC AT TENNESSEE TECH

When the Skyhawks dialed up 100 points in their Feb. 18 road victory at Tennessee Tech, it marked the first time the program had scored 100-plus points in OVC play since a 100-81 triumph over Tennessee State on Jan. 13, 2014 - a span of 290 games.

UT Martin made 67 percent (10-for-15) of its three-point attempts, which was a school record for a game with double-digit makes. It was also the 10th best shooting performance from beyond the three-point arc in the NCAA Division I ranks this season. Additionally, the Skyhawks shot a season-high 59.3 percent (35-of-59) and sank 87 percent (20-for-23) of their free throw tries.

SKYHAWK TRIO SCORING 20-PLUS POINTS

The Skyhawks boasted three players with at least 20 points (Parker Stewart with 32, KJ Simon with 22, Chris Nix with 20) in the 100-91 road win at Tennessee Tech on Feb. 18. That marked the first time since Jan. 11, 2020 that UT Martin produced a trio of 20-plus point scorers.

SWARMING DEFENSE IN WIN OVER LITTLE ROCK

In their 84-61 home victory over Little Rock on Feb. 11, the Skyhawks held the Trojans to a paltry 10.5 percent shooting (2-of-19) from three-point range. That included an 0-for-16 stretch over the final 35:55.

That marked UT Martin's lowest opponent three-point field goal percentage since Morehead State made 7.7 percent (1-of-13) of its three-point tries in the OVC Tournament on March 6, 2013 - a span of 307 games. It was also the first 20-plus point OVC win for the Skyhawks since a 75-46 triumph on Feb. 1, 2017 at Tennessee Tech.

SEARS NAMED OVC NEWCOMER OF THE WEEK

Jordan Sears was named OVC Newcomer of the Week on Jan. 30. Two days earlier, he pumped in a career-best 32 points - eight of which came in overtime - in the Jan. 28 overtime triumph over OVC rival Southern Indiana.

Sears has now paced UT Martin in scoring in nine of the last 12 games (11 of the last 18 overall).

SIMON'S DOUBLE-DOUBLE AND BLOCK PARTY

KJ Simon had a remarkable 48-hour stretch against OVC foes Lindenwood and Southern Indiana, piling up a team-high 16 points, 10 rebounds, career-best five blocks, two steals and an assist in the Jan. 26 win over Lindenwood before posting 21 points, career-high 12 rebounds, career-best five blocks, three assists and a steal in the victory against Southern Indiana on Jan. 28.

Simon became the first Skyhawk to block five or more shots in back-to-back games since at least the 2002-03 season.

SEVEN OVC TRIUMPHS IN FIRST 10 TRIES

UT Martin won seven of their first 10 OVC decisions for just the third time in school history (also accomplishing that feat in 2014-15 and 2008-09).

DEFENSE STANDS OUT AGAINST LINDENWOOD

The Skyhawks held Lindenwood scoreless through 6:42 while the Lions started the game 0-for-15 from the floor before its first bucket at the 10:40 mark during its 66-59 win on Jan. 26.

Although Lindenwood would eventually charge back to lead by eight points midway through the second half, UT Martin went on a 15-0 run and limited the Lions to 10 points over the final 10:24 of the contest.

PERFECT NIX IS PERFECT MIX FOR EIU VICTORY

Chris Nix was 7-for-7 from the floor and ended his day with 19 points, three blocks, three rebounds and three assists to help the Skyhawks claim a 91-78 win over Eastern Illinois on Jan. 21.

SEASON SWEEP OVER SOUTHEAST MISSOURI

UT Martin completed a season sweep over Southeast Missouri after an 80-60 road victory on Jan. 19. The Skyhawks had previously topped the Redhawks by an 87-82 margin at home on Jan. 5. It marked the sixth time that UT Martin had swept the Redhawks since joining the OVC in 1992.

The Jan. 19 road win was the Skyhawks' largest margin of victory in a road game in the all-time series against Southeast Missouri, which began in 1962.

GETTING TO THE CHARITY STRIPE VS. SEMO

The Skyhawks sank 30 of their 38 tries from the free throw line in the Jan. 5 victory over Southeast Missouri. It marked the first time that UT Martin made 30-plus free throws since Jan. 24, 2011 at SIUE - a span of 369 games.

CURRY BACK-TO-BACK OVC DOUBLE-DOUBLES

KK Curry went off for 14 points and a career-best 16 rebounds in the Skyhawks' OVC victory over Morehead State on Dec. 31. He became only the seventh UT Martin player since 2008-09 to grab at least 16 boards in an OVC game, joining Cameron Holden (twice in 2020-21), Quintin Dove (2019-20), Terrence Parker (2017-18), Javier Martinez (twice in 2016-17), Kedar Edwards (2015-16) and Marshun Newell (2014-15).

Curry followed that with another impressive double-double five days later, chalking up 15 points and 13 rebounds against Southeast Missouri.

IN-DEPTH LOOK AT THE DECEMBER WIN STREAK

In UT Martin's four-game winning streak over Chicago State (Dec. 11), Bethel (Dec. 13), Bowling Green (Dec. 17) and Crowley's Ridge (Dec. 19), The Skyhawks led for 95.9 percent of clock time (158:10 out of 165 minutes).

RAINING THREES IN RECORD OUTING VS. BETHEL

UT Martin set a school record with 17 three-pointers in its Dec. 13 triumph over Bethel. The Skyhawks connected on a scorching 53.1 percent of its tries from three-point land, sinking 17 of 32 attempts. The previous mark of 16 treys in a single game had been accomplished three times (against Tennessee Tech on Jan. 13, 2016, against Boyce College on Jan. 2, 2016 and at Northwestern State on March 19, 2015).

LONG STRING OF SINGLE-DIGIT DECISIONS

In six straight outings from Nov. 18 through Dec. 11, UT Martin's outcome was decided by single digits. That marked the first time since Jan. 14-30, 2006 that the Skyhawks were involved in six consecutive single-digit affairs.



UT MARTIN SKYHAWKS QUICK HITS



STEWART NAMED TO HENSON AWARD WATCH LIST

Parker Stewart was listed as one of 50 names on the 2022-23 Lou Henson National Player of the Year Award watch list, recognizing the top mid-major player in NCAA Division I men's basketball. Stewart joined SIUE's Ray'Sean Taylor as the only Ohio Valley Conference representatives on the prestigious list.

HANGING TOUGH AT OLE MISS

UT Martin was on the verge of its first victory over a Southeastern Conference opponent in 41 years before falling 72-68 at Ole Miss on Nov. 18.

The Skyhawks led for 24:29 of clock time, taking a seven-point advantage (39-32) at the halftime break. UT Martin eventually led by as many as a dozen points (45-33 with 17:38 to go) before the Rebels made their comeback.

SIMON VOTED PRESEASON OVC PLAYER OF THE YEAR

Senior guard KJ Simon was spotlighted as the Preseason Ohio Valley Conference Player of the Year by the league's head coaches and communication directors. Simon became just the second UT Martin representative to receive that honor (joining two-time All-American Lester Hudson in 2008-09).

The 6-3, 195-pound lefty put together a dominant campaign last year in his debut season as a Skyhawk, compiling All-OVC first team, OVC All-Newcomer and National Association of Basketball Coaches All-District 18 second team honors. Simon excelled in all areas as he was the only NCAA Division I men's basketball player to average at least 16.5 points, 4.5 rebounds, 1.5 assists, 1.5 steals and 1.4 blocks per contest in 2021-22.

Simon reached the 1,000 career point milestone on Jan. 7 against Tennessee Tech. His collegiate career also includes a pair of seasons at Troy University (2018-20). He spent the 2020-21 season at Bethune-Cookman University under current UT Martin head coach Ryan Ridder but did not play because of NCAA transfer rules.

RIDDER BROTHERS ON SAME BENCH

Second-year Skyhawk head coach Ryan Ridder welcomed a familiar face to the bench as his younger brother Reed Ridder joined the staff as an assistant coach in June.

Coaching is in the Ridder bloodline as their father Steve is the head coach at NCAA Division II Embry-Riddle University in Daytona Beach, Fla. Entering the 2022-23 campaign, Steve tallied 740 career victories and a .707 winning percentage (ninth-best amongst active head collegiate coaches with at least 600 career wins).

In fact, Embry-Riddle renamed its court to the Steve & Vicky Ridder Court on Nov. 4 in honor of Ryan's parents' career contributions to the program. Both Ridder brothers (in addition to assistant coach Denver Cobb and graduate assistant Alston Jones - all Embry-Riddle alums who played for Steve) attended the ceremony.

The Ridders are a handful of brothers who work on the same staff in NCAA Division I basketball. Ironically, UT Martin faced off against another set of brothers (head coach Jeff Capel and assistant coach Jason Capel) in their Nov. 7 opener at Pitt.

YOUNG COACHING STAFF

The Skyhawks have one of the youngest coaching staffs in NCAA Division I basketball

as head coach Ryan Ridder (37), Denver Cobb (37), Erik Buggs (32) and Reed Ridder (29) had a combined age of 135 years old on Opening Night (Nov. 7). Only Texas A&M-Commerce (128 years of combined age) is known to have a younger staff in the Division I ranks.

Support staff members Dantiel Daniels (30), Deonte Johnson (28), Alston Jones (25) and Austin Nisbett (23) are also all 30 or younger.

NO FRESHMEN ON THE ROSTER

UT Martin is one of nine NCAA Division I programs to not have a single collegiate rookie on the roster, joining Air Force, Illinois State, Sacred Heart, San Francisco, Southern, Southern Miss, UC Irvine and Western Kentucky.

This season is only the second time in the school's NCAA Division I history (since 1992) that the team does not include a freshman as that also occurred during the 2018-19 campaign.

UT MARTIN PICKED THIRD IN OVC POLL

The Skyhawks were picked third in the OVC predicted order of finish, which is selected by the league's head coaches and communication directors. UT Martin tied for the most first-place votes (seven) in the conference and received 120 overall points, trailing only Morehead State (138, seven first-place votes) and Tennessee State (130, two first-place votes).

It marked only the third time in school history that the Skyhawks were tabbed to finish in the OVC's top-three (2015-16 and 2008-09). The preseason poll additionally included the program's second-highest amount of first-place votes (trailing only nine in 2015-16 when the OVC unveiled two divisional predictions).

PARKER STEWART'S JOURNEY BACK HOME



Parker Stewart chose to return to UT Martin for his final collegiate season in 2022-23, coming full circle.

Parker played the 2017-18 campaign at Pitt, where he set a school record for most three-pointers (71) by a freshman. He sank 38.6 percent of his three-point tries and ranked second on the Panthers in scoring during Atlantic Coast Conference play with 10.8 points per game.

Following a coaching change, Parker decided to transfer to UT Martin - where his father Anthony Stewart was the head coach.

Parker sat out the 2018-19 season because of NCAA transfer rules, taking advantage of his downtime by graduating in the summer of 2019. He became the first Skyhawk student-athlete to graduate in two years.

He exploded onto the scene the following season. He was an All-Ohio Valley Conference second team selection, leading the league with 2.8 three-point field goals made per outing. He was the only NCAA Division I player to average at least 19.0 points, 4.5 rebounds, 3.5 assists and 2.5 three-point field goals made per game, scoring 20.0 points per game in league play.

However, tragedy struck on Nov. 15, 2020 as Parker's father Anthony suddenly passed away on the verge of his fifth season at the helm of the UT Martin program.

Parker took a season off from competitive basketball before transferring to Indiana for the 2021-22 campaign. He logged 31 starts for a NCAA Tournament squad, topping the Hoosiers in three-point field goals made (53) and three-point field goal percentage (.393). He also wore jersey No. 45 as a tribute to his late father, who wore that number as a basketball student-athlete at the University of Mount Union.

Parker has carried over that tradition this season for the Skyhawks, where he was named a Preseason All-OVC selection. On Nov. 9 at Youngstown State, he reached the 1,000 point plateau in his 93rd career collegiate game. On Nov. 28 against McNeese, he poured in a career-best 34 points on 11-of-15 shooting (including 7-for-10 from three-point range). He has knocked down at least seven 3-pointers in four different contests, including a pair of instances where he swished eight treys (one shy of the program's NCAA Division I record set in 2008). That included a 32-point performance at Tennessee Tech on Feb. 18 where he splashed eight of his nine 3-point field goal attempts.



UT MARTIN
SKYHAWKS

HEAD COACH RYAN RIDDER



Ryan Ridder is in his second season as the University of Tennessee at Martin head men's basketball coach in 2022-23. He was announced as the 12th head coach in program history on March 30, 2021.

In Ridder's debut season as a Skyhawk, he led a team that was the first NCAA Division I squad to not return a single player from the previous season since the 2014-15 campaign. As a direct result, UT Martin produced seven of the Ohio Valley Conference's 16 Newcomer of the Week award winners - marking the second-most honorees in that category in school history (just one shy of the 2014-15 squad).

Ridder's 2021-22 Skyhawks faced a grueling schedule that shaped up to be the one of the toughest in recent memory. Eight of UT Martin's nine nonconference NCAA Division I opponents owned a .500 record or better, combining for a 175-126 mark (.581 winning percentage). Overall, the Skyhawks played in 12 games against opponents who would eventually play in the postseason.

UT Martin showed glimpses of breaking through in 2021-22, starting the OVC season with a 2-0 record for just the third time in school history (first time since 2002-03). The Skyhawks won their first two conference road games for the first time in the school's Division I Era (since 1992).

UT Martin defeated eventual College Basketball Insider participant UNC Asheville by double figures and led for 25:43 of clock time against a nationally ranked Murray State squad that ended the season boasting the best winning percentage (.912, 31-3 record) in the NCAA Division I ranks before eventually falling by a narrow 62-60 margin on Feb. 19.

Ridder coached dynamic junior guard KJ Simon (who was a part of his Bethune-Cookman squad but sat out the previous season) in his debut season as the Skyhawks' bench leader. Simon racked up All-OVC first team and OVC All-Newcomer honors, joining two-time All-American Lester Hudson as the only players in school history to win both of those awards in the same season. Simon also chalked up National Association of Basketball Coaches All-District 18 second team accolades as he was the only NCAA Division I player in the country to average at least 16.5 points, 4.5 rebounds, 1.5 assists, 1.5 steals and 1.4 blocks per game.

Off the court, UT Martin earned the NABC Team Academic Excellence Award in 2021-22. The Skyhawks were the only current OVC institution to earn the honor as UT Martin posted a cumulative 3.22 Grade Point Average for the year.

Ridder joined the Skyhawks after four successful seasons as head coach at Bethune-Cookman University, a NCAA Division I member of the Mid-Eastern Athletic Conference. During his tenure in Daytona Beach, Fla., Ridder set numerous school records, posted a .646 winning percentage in league play and won the 2017-18 MEAC regular season championship. He was spotlighted by ESPN to its top "40 Under 40" list of the nation's head and assistant coaches in May 2020.


A Lexington, Ky. native, Ridder owns over 150 victories as a collegiate head coach, which also includes four seasons at Daytona State College. He boasted the most wins (48) in the first three years in Bethune-Cookman history before the school opted out of all sports for the 2020-21 campaign. From 2017-20, Ridder's Wildcat squads posted a winning MEAC record for three consecutive seasons for the first time in school history, going 31-17 during that span.

Ridder's first season as a Division I head coach was historical as he helped guide Bethune-Cookman to just the second MEAC regular season championship in its 38-year history. For his efforts, he was named the Joe B. Hall Award winner, defeating candidates from schools such as Miami, Louisville, Oklahoma State and Washington for the honor that recognizes the top first-year head coach in the Division I ranks.

Overall, Ridder tutored five All-MEAC players, one MEAC Player of the Year, two MEAC Defensive Players of the Year and one MEAC All-Rookie team member at Bethune-Cookman. He led the Wildcats to their first-ever win over a Conference USA opponent (FAU) and increased the school's NCAA RPI rating by over 60 points while in charge of the program.

Ridder, 38, began his head coaching career in 2013-14 at Daytona State College - accumulating a 95-28 overall record at the NJCAA level. He brought home Mid-Florida Conference championships in each of his four seasons after inheriting a program that went 6-25 during the previous season.

The Falcons were consistently ranked regionally and nationally under Ridder as he earned four consecutive conference Coach of the Year accolades. He mentored 25 all-conference performers, 16 players who advanced to play at four-year institutions and two NJCAA All-Americans while boasting a 96 percent graduation rate amongst his student-athletes.



Ridder got his start at the Division I level with three seasons as an assistant working under head coach Robbie Laing at Campbell University, located in Buies Creek, NC. He was an integral part of a Fighting Camels staff that signed the highest ranked recruiting class (64th nationally) in the ASUN Conference in 2013-14.

By the time Ridder departed to accept his first head coaching gig, Campbell was tabbed as the Big South Conference preseason favorite and had defeated Power 5 opponents such as Iowa and Auburn. The Fighting Camels got off to their best start in school history in 2011-12 and produced the Big South Freshman of the Year.

Ridder's first collegiate job came at Embry-Riddle University, where he was a volunteer assistant under his father Steve Ridder in 2009-10. The Eagles collected a 30-6 overall record and continued its tradition as a national college basketball powerhouse at the NAIA Division II level. Steve is still the head coach at Embry-Riddle and has tallied 740 career victories to go along with a .707 winning percentage (ninth-best amongst active head collegiate coaches with at least 600 career wins).

Ridder began his collegiate playing career at the College of Wooster in 2003-05 before finishing up under his father at Embry-Riddle. After graduating with a degree in aerospace studies in 2008, he moved to North Carolina to embark on a coaching career. He was an assistant at North Raleigh Christian, trained youth players while working for the Hoop City U basketball training academy and additionally was the head coach for numerous teams engaged in international competition with 365 Sports for the 2008-09 academic year. He earned his Master's degree in sport management with a concentration in intercollegiate athletic administration from California University of Pennsylvania in 2009.

Ridder and his wife, the former Jen Calnan of Daytona Beach, Fla., have three daughters - Brixton, Remi and Marlee.

HEAD COACHING CAREER

Year	School	Record (Conf)
2013-14	Daytona State	24-6 (7-2)
2014-15	Daytona State	21-8 (8-1)
2015-16	Daytona State	25-7 (6-3)
2016-17	Daytona State	25-7 (7-2)
2017-18	Bethune-Cookman	18-14 (12-4)
2018-19	Bethune-Cookman	14-17 (9-7)
2019-20	Bethune-Cookman	16-14 (10-6)
2020-21	Bethune-Cookman	0-0 (0-0)*
2021-22	UT Martin	8-22 (4-14)
2022-23	UT Martin	18-11 (10-6)
TOTALS	10 SEASONS	169-106 (73-45)
		.615 (.619)

*School opted out of all sports in 2020-21



UT MARTIN SKYHAWKS

LINEUPS/SITUATIONS



Date	Opponent	G	G	G	G/F	F
Nov. 7	at Pitt	Jeffries	Williams	Simon	Stewart	Nix
Nov. 9	at Youngstown State	Sears	Williams	Simon	Stewart	Endicott
Nov. 12	Champion Christian	Sears	Stewart	Simon	Curry	Nix
Nov. 15	Harris-Stowe	Sears	Stewart	Simon	Curry	Nix
Nov. 18	at Ole Miss	Sears	Stewart	Simon	Curry	Nix
Nov. 20	Prairie View A&M	Sears	Stewart	Williams	Curry	Nix
Nov. 22	at Arkansas State	Sears	Stewart	Williams	Curry	Nix
Nov. 28	McNeese	Sears	Stewart	Simon	Curry	Nix
Dec. 3	at UNC Asheville	Sears	Stewart	Simon	Curry	Nix
Dec. 11	Chicago State	Sears	Stewart	Simon	Curry	Nix
Dec. 13	Bethel	Sears	Stewart	Simon	Curry	Endicott
Dec. 17	at Bowling Green	Sears	Stewart	Simon	Curry	Nix
Dec. 19	Crowley's Ridge	Sears	Stewart	Simon	Curry	Nix
Dec. 29	at Little Rock	Sears	Stewart	Simon	Curry	Nix
Dec. 31	Morehead State	Sears	Stewart	Simon	Curry	Nix
Jan. 5	Southeast Missouri	Sears	Stewart	Simon	Curry	Nix
Jan. 7	Tennessee Tech	Jeffries	Stewart	Simon	Curry	Nix
Jan. 12	at Tennessee State	Jeffries	Stewart	Simon	Curry	Nix
Jan. 14	at Southern Indiana	Jeffries	Stewart	Sears	Curry	Nix
Jan. 19	at Southeast Missouri	Sears	Stewart	Simon	Myers	Nix
Jan. 21	Eastern Illinois	Sears	Stewart	Simon	Myers	Nix
Jan. 26	Lindenwood	Sears	Williams	Simon	Curry	Nix
Jan. 28	Southern Indiana	Sears	Stewart	Simon	Curry	Nix
Feb. 2	at SIUE	Sears	Williams	Simon	Curry	Nix
Feb. 4	at Lindenwood	Sears	Williams	Simon	Curry	Nix
Feb. 9	at Eastern Illinois	Sears	Stewart	Simon	Curry	Nix
Feb. 11	Little Rock	Sears	Stewart	Simon	Myers	Nix
Feb. 16	SIUE	Sears	Stewart	Simon	Myers	Nix
Feb. 18	at Tennessee Tech	Sears	Stewart	Simon	Myers	Nix
Feb. 23	Tennessee State					
Feb. 25	at Morehead State					

Playing at home	14-1
Playing on the road	4-10
Playing at a neutral site	0-0
Playing day games	10-3
Playing night games	8-8

Playing in November	4-4
Playing in December	5-2
Playing in January	6-2
Playing in February	3-3
Playing in March	0-0
Playing on a Monday	2-1
Playing on a Tuesday	2-1
Playing on a Wednesday	0-1
Playing on a Thursday	5-3
Playing on a Friday	0-1
Playing on a Saturday	7-4
Playing on a Sunday	2-0

Playing in overtime	2-1
Playing in double overtime	0-0
Playing in triple overtime	0-0
Leading at halftime	15-2
Trailing at halftime	2-8
Tied at halftime	1-1
Game is decided by single digits	10-6
Game is decided by double digits	8-5

Leading with 5 minutes left in second half	15-1
Trailing with 5 minutes left in second half	2-9
Tied with 5 minutes left in second half	1-1
Leading with 2 minutes left in second half	17-1
Trailing with 2 minutes left in second half	1-9
Tied with 2 minutes left in second half	0-1

Scoring less than 60 points	0-1
Scoring 60-69 points	2-3
Scoring 70-79 points	3-5
Scoring 80 or more points	13-2

Shooting under 40 percent	1-5
Shooting 40-50 percent	12-5
Shooting over 50 percent	5-1
Opponent shoots under 40 percent	11-2
Opponent shoots 40-50 percent	6-7
Opponent shoots over 50 percent	1-2

Making more 3-pointers than opponent	9-5
Making less/same 3-pointers than opponent	9-6
Shooting more free throws than opponent	11-4
Opponent shoots same/more free throws	7-7
Outrebounding opponent	16-3
Opponent outrebounds UT Martin/same amount	2-8
Forcing more turnovers than committing	10-6
Committing same/more turnovers than opponent	8-5



UT MARTIN SKYHAWKS GAME RECAPS



GAME 1

	1	2	F
	24	34	58
	37	43	80

Monday, Nov. 7
Petersen Events Center • Pittsburgh, Pa.
UTM: 0-1 • PITT: 1-0

UTM HIGH PITT
Simon (11).....Points.....Hinson (27)
3 Tied (5).....Rebounds.....Hinson (13)
Jeffries/Stewart (2).....Assists.....Cummings/Burton (7)
Stewart (3).....Steals.....Burton (2)
Nix/Williams (1).....Blocks.....Federiko (3)

UT MARTIN FALLS 80-58 IN SEASON OPENER AT PITT

UT Martin began the 2022-23 campaign at Pitt, falling by an 80-58 margin to the Atlantic Coast Conference foe.

The Skyhawks held the host Panthers to 36.6 percent shooting (26-of-71) – including a 26.8 percent accuracy (11-for-41) from three-point range. However, UT Martin could only connect on 32.3 percent (20-of-62) of its field goal tries and made 15.8 percent (3-for-19) of its attempts from beyond the three-point arc.

KJ Simon collected team-highs of 11 points and five rebounds for the Skyhawks as the senior lefty was the only UT Martin player in double figures in the scoring column. Parker Stewart chipped in nine points, a game-high three steals, three rebounds and two assists while Jordan Sears provided eight points in his Skyhawk debut.

Pitt placed four scorers in double figures, led by a double-double of 27 points and 13 rebounds out of Blake Hinson. Federiko Federiko (13), Greg Elliott (11) and Jamarius Burton (10) also scored in double digits for the Panthers.

GAME 2

	1	2	F
	29	43	72
	37	53	90

Wednesday, Nov. 9
Beeghly Center • Youngstown, Ohio
UTM: 0-2 • YSU: 2-0

UTM HIGH YSU
Simon (19).....Points.....Cohill (19)
Nix (6).....Rebounds.....Nelson (12)
Sears (4).....Assists.....Cohill (5)
Simon/Stewart (2).....Steals.....McBride (3)
Curry (2).....Blocks.....Lovelace, Jr. (2)

STEWART REGISTERS 1,000TH CAREER POINT BUT SKYHAWKS DROP ROAD CONTEST AT YOUNGSTOWN STATE

Graduate guard Parker Stewart collected the 1,000th point of his collegiate career at Youngstown State but UT Martin fell 90-72 to the host Penguins in nonconference action.

Stewart canned a pair of free throws at the 5:05 mark of the second half, reaching the milestone in the 93rd game of his collegiate career.

KJ Simon topped UT Martin in scoring with 19 points while also adding five rebounds, two assists, two steals and a block. Jordan Sears contributed 13 points and a team-high four assists while Stewart ended his night with 11 points, four rebounds, three assists and two steals for the Skyhawks, who outscored Youngstown State by a 17-6 margin in fast break points and outshot the host squad (46.7 percent to 45.1 percent).

Coming off a 19-win season and a postseason berth in 2021-22, the Penguins improved to 2-0 thanks to a balanced scoring attack. Dwayne Cohill led the way with 19 points while the trio of Malek Green, Garrett Covington and Brandon Rush each scored 12 points apiece. Adrian Nelson had a double-double of 10 points and 12 rebounds while John Lovelace, Jr. gave Youngstown State its sixth double-digit scorer with 10 points.

GAME 3

	1	2	F
	29	36	65
	58	66	124

Saturday, Nov. 12
Kathleen and Tom Elam Center • Martin, Tenn.
UTM: 1-2 • CCC: 1-0

UTM HIGH CCC
Myers (23).....Points.....Hall (29)
Curry (8).....Rebounds.....Garcia/Hall (5)
Jeffries (6).....Assists.....Williams (4)
Stewart (4).....Steals.....Garcia (2)
5 Tied (1).....Blocks.....Walpole (2)

DYNAMIC FRONTCOURT DUO GUIDES UT MARTIN TO FIRST VICTORY, 124-65 OVER CHAMPION CHRISTIAN

Forwards Jalen Myers and Chris Nix combined for 45 points on 22-of-25 shooting in 39 minutes of playing time as UT Martin coasted to its first win of the 2022-23 campaign, 124-65 over Champion Christian.

All 11 Skyhawks who saw playing time scored as the team's 124 points were only five shy of the school record and were the most for a UT Martin squad since lighting up the scoreboard for 127 points against UC Clermont on Dec. 10, 2017. The Skyhawks converted a program record 52 field goals in 89 tries (58.4 percent) and held an 84-16 advantage on points in the paint. The 52 field goals broke the previous record of 51 set against Lambuth on Nov. 22, 1982 and against Union on Feb. 27, 1973.

Myers sank 11 of his 13 field goal attempts on the way to a career-highs of 23 points, six rebounds and three assists in 19 minutes. Nix was nearly perfect from the floor, shooting 11-for-12 for 22 points, four rebounds and three assists in 20 minutes.

Parker Stewart (18 points, seven rebounds, four assists, game-high four steals), KJ Simon (17 points, five rebounds, three assists, two steals) and KK Curry (11 points, team-best eight rebounds) also shined for UT Martin.

Champion Christian was led by Xavier Hall's 29 points as the junior guard went 7-of-11 from three-point range. The Tigers were forced into 23 turnovers and shot 35.8 percent (24-of-67) from the floor.



UT MARTIN SKYHAWKS GAME RECAPS



GAME 4

	1	2	F
	32	21	53
	49	47	96

Tuesday, Nov. 15

Kathleen and Tom Elam Center • Martin, Tenn.

UTM: 2-2 • HSSU: 0-4

UTM HIGH HSSU

Simon (18).....Points.....Nunnally (14)
Simon/Endicott (7).....Rebounds.....Hammond (7)
Simon (5).....Assists.....Hammond (3)
Stewart (6).....Steals.....Campbell (2)
4 Tied (1).....Blocks.....4 Tied (1)

IMPRESSIVE PERFORMANCE FROM LONG RANGE AIDS SKYHAWKS IN 96-53 ROUT OF HARRIS-STOWE

After combining to make 16 three-pointers in its first three games of the 2022-23 season, UT Martin connected on a dozen trifectas alone in a 96-53 triumph over Harris-Stowe.

KJ Simon pieced together a great all-around performance with team-highs in points (18), rebounds (seven) and assists (five) while contributing three steals in 22 minutes to lead the Skyhawks. It marked the third time in four chances this season that the senior guard out of Orlando, Fla. has topped the team in scoring.

Parker Stewart scored 14 points with a career-best six steals, five rebounds and three assists while Jalen Myers tallied 10 points in 17 minutes off the bench. The Skyhawks shot 87.5 percent (14-for-16) from the free throw line, committed only nine turnovers and held a 25-7 advantage in fast break points.

Harris-Stowe, a NAIA school located in St. Louis, Mo., placed Alex Nunnally (14 points) and Ken Martin (11) in double figures in the scoring column. The Hornets were forced into 19 turnovers and shot just 22.6 percent (7-of-31) in the final 20 minutes.

GAME 5

	1	2	F
	39	29	68
	32	40	72

Friday, Nov. 18

The Sandy and John Black Pavilion at Ole Miss • Oxford, Miss.

UTM: 2-3 • OM: 4-0

UTM HIGH OM

Stewart (13).....Points.....Murrell (16)
Nix (9).....Rebounds.....Burns (8)
Williams (3).....Assists.....Caldwell (4)
Curry (4).....Steals.....Burns (5)
Simon/Endicott (1).....Blocks.....Akwuba (2)

UT MARTIN FALLS VICTIM TO SECOND-HALF RALLY IN NARROW 72-68 SETBACK TO OLE MISS

UT Martin took a seven-point advantage into the halftime break and stretched its lead out to a dozen in the second half but Ole Miss snuck away with a 72-68 victory.

Defense was the Skyhawks' calling card as UT Martin limited the Rebels to just 38.9 percent shooting (21-of-54) for the contest – including a 26.3 percent clip (5-for-19) from three-point land. However, Ole Miss was able to go on a 33-11 run and convert 25 of its 38 free throw tries (compared to 9-of-15 for the Skyhawks from the charity stripe).

UT Martin, who led for 24:29 of clock time, put four scorers in double-digits, led by Parker Stewart's 13 points. KK Curry was very active as the junior forward from Cleveland, Tenn. posted a stat line of 12 points, three rebounds and a team-high four steals in 23 minutes of play. Chris Nix (10 points, game-high nine rebounds) and Desmond Williams (10 points thanks in large part to three trifectas) gave the Skyhawks noticeable offensive balance.

Matthew Murrell scored 16 points while Myles Burns (13 points) was the only other double-digit scorer for the Rebels out of the Southeastern Conference.

GAME 6

	1	2	F
	36	43	79
	37	43	80

Sunday, Nov. 20

Kathleen and Tom Elam Center • Martin, Tenn.

UTM: 3-3 • PVAMU: 3-1

UTM HIGH PVAMU

Stewart (21).....Points.....Douglas (22)
Nix/Curry (8).....Rebounds.....Rasas (7)
3 Tied (3).....Assists.....Douglas/Nelson (6)
Curry (3).....Steals.....Douglas (6)
Nix (3).....Blocks.....Rasas/Miles (2)

LATE DEFENSIVE STAND SEALS SKYHAWKS' 80-79 HOME VICTORY OVER PRAIRIE VIEW A&M

A game that featured 18 lead changes and nine tie scores fittingly came down to the final possession as UT Martin held on for an 80-79 triumph over Prairie View A&M.

Facing a Panther squad that was coming off a win over Pac 12 opponent Washington State, the Skyhawks took the 80-79 lead when Parker Stewart knocked down a go-ahead step-back jumper from the left wing with 1:29 to go. Neither side would score on its next two trips down the floor, setting up the dramatic final possession coming out of a timeout with 12.7 seconds left. Prairie View A&M's leading scorer Will Douglas – already accounting for 22 points in the game – was bottled up by Stewart and was forced to take an off-balance fadeaway jumper that caromed off the rim and right into Stewart's hands for the rebound as soon as the final buzzer sounded.

Stewart finished with a team-high 21 points, five rebounds, two assists and two steals. He was joined in double figures scoring by Jordan Sears (season-high 18 points) and KK Curry (15 points, team-highs of eight rebounds and three steals).

Four Panthers combined for 72 of Prairie View A&M's 79 points. Following Douglas' team-high scoring effort was Jeremiah Gambrell (19 points), Kortrijk Miles (16) and Yahuza Rasas (15).



UT MARTIN SKYHAWKS GAME RECAPS



GAME 7

	1	2	F
	29	35	64
	29	41	70

Tuesday, Nov. 22

First National Bank Arena • Jonesboro, Ark.

UTM: 3-4 • ASU: 3-2

UTM HIGH ASU

Stewart (15).....Points.....Fields (17)
Nix (7).....ReboundsEl-Sheikh (11)
Simon (3).....AssistsFields (7)
Sears (3).....StealsFelts (4)
3 Tied (1).....Blocks3 Tied (1)

LEAD SLIPS AWAY IN FINAL MINUTES AS UT MARTIN DROPS A TOUGH ROAD OUTING AT ARKANSAS STATE, 70-64

UT Martin led for over 15 minutes of the second half but Arkansas State staged a late comeback to hand the Skyhawks a 70-64 setback.

In an evenly matched game that was competitive throughout, UT Martin went on a 9-1 run midway through the second half and saw its lead stretch out to eight points with 7:29 remaining. The Skyhawks weathered multiple Red Wolves' comeback tries and still held a lead with under a minute to play but Arkansas State ended the contest with eight unanswered points.

Parker Stewart topped UT Martin in scoring for the second straight game as the graduate out of Union City, Tenn. poured in 15 points thanks to a 5-of-10 effort from beyond the three-point arc. KJ Simon made his return after a one-game injury absence and scored 14 points with a team-high three assists in 23 minutes off the bench. Jordan Sears (12 points, six rebounds, team-best three steals) completed the double-digit scorers for the Skyhawks, who shot 11-for-25 (44 percent) from three-point range.

The Red Wolves were led by 17 points and seven assists out of Caleb Fields while Markise Davis posted 15 points. Malcolm Farrington scored 14 points – including the go-ahead three-pointer with 40 seconds remaining that gave Arkansas State the lead for good – and Omar El-Sheikh (11 points, 11 rebounds) also heavily contributed to the Red Wolves' attack.

GAME 8

	1	2	F
	32	51	83
	39	47	86

Monday, Nov. 28

Kathleen and Tom Elam Center • Martin, Tenn.

UTM: 4-4 • MSU: 2-5

UTM HIGH MSU

Stewart (34).....Points.....English (29)
Nix/Stewart (7).....ReboundsShumate (11)
Jeffries (6).....AssistsEnglish/Massie (5)
Curry (2).....StealsEnglish/Blackwell (2)
Simon/Jeffries (1).....Blocks3 Tied (1)

STEWART'S CAREER-HIGH SCORING EFFORT PACES TREMENDOUS GUARD PLAY IN 86-83 WIN OVER MCNEESE

Parker Stewart poured in a career-best 34 points – including a pair of clutch free throws with five seconds remaining – to boost UT Martin to an 86-83 triumph over McNeese.

Stewart's 34 points came on a remarkably efficient 11-of-15 shooting performance, which included a 7-for-10 effort from three-point range to tie a career-high in treys. He was a perfect 5-of-5 from the charity stripe while adding a team-high seven rebounds and three assists in 35 minutes of playing time.

KJ Simon tossed in 17 of his season-high 22 points in the second half while Desmond Williams swished four 3-pointers on his way to 12 points for the Skyhawks. Koby Jeffries provided a game-high six assists in 15 minutes off the bench for UT Martin, who won its fourth straight home decision after shooting 44.8 percent (13-of-29) from three-point range and committing only eight turnovers.

McNeese was led by 29 points and five assists out of Trae English while Christian Shumate tallied a double-double of 17 points and 11 rebounds. Johnathan Massie rounded out the double-digit scorers with 11 points, five rebounds and five assists for the Cowboys, who shot 29.6 percent (8-of-27) from the free throw line.

GAME 9

	1	2	F
	38	45	83
	46	44	90

Saturday, Dec. 3

Kimmel Arena • Asheville, NC

UTM: 4-5 • UNCA: 5-3

UTM HIGH UNCA

Simon (20).....Points.....Pember (18)
3 Tied (5).....ReboundsPember (11)
Simon (4).....AssistsStephney (6)
Simon (4).....StealsPember/Stephney (2)
Curry (1).....BlocksPember (5)

EVENLY DISTRIBUTED SCORING NOT ENOUGH AS SKYHAWKS DROP A TIGHT 90-83 ROAD CONTEST AT UNC ASHEVILLE

For the second time this season, UT Martin boasted five scorers in double figures but the Skyhawks fell by a 90-83 margin on the road at UNC Asheville.

KJ Simon put together his second straight high-scoring game, tossing in a game-best 20 points with team-highs of five rebounds, four assists and four steals in 31 minutes of action. The senior lefty from Orlando, Fla. has now scored at least 20 points 14 times in 38 career games at UT Martin.

Simon was followed by KK Curry (season-best 15 points, team-high five rebounds), Jordan Sears (13 points on 5-for-6 shooting in 18 minutes), Parker Stewart (12 points) and Koby Jeffries (season-high 11 points on 5-of-7 shooting). The Skyhawks (4-5) connected on 50.8 percent (33-for-65) of their field goal attempts – including a 9-of-23 effort from three-point range (39.1 percent) – and outscored the host Bulldogs 23-11 in points off turnovers.

UNC Asheville placed six players in double digits in the scoring column, led by Drew Pember's 18 points (aided by a 12-for-12 effort from the free throw line), 11 rebounds, five blocks and four assists. Tajion Jones and Fletcher Abree each scored 17 points apiece while Nick McMullen (13 points), Trent Stephney (11 points, game-high six assists) and Jamon Battle (11 points) also pitched in notable scoring performances for the Bulldogs, who overcame 16 turnovers by shooting 87.5 percent (21-for-24) from the charity stripe.



UT MARTIN SKYHAWKS GAME RECAPS



GAME 10

	1	2	OT	F
	25	41	8	74
	47	19	9	75

Sunday, Dec. 11

Kathleen and Tom Elam Center • Martin, Tenn.

UTM: 5-5 • CSU: 3-8

UTM HIGH CSU

Stewart (22).....Points..... Cardet, Jr. (25)
Nix (10).....Rebounds.....Corbett (10)
Nix (4).....Assists..... Cardet, Jr./Corbett (4)
Williams (5).....Steals.....Davis (3)
3 Tied (1).....Blocks..... Cardet, Jr. (2)

UT MARTIN PUSHES HOME WIN STREAK OUT TO FIVE GAMES, OUTLASTING CHICAGO STATE 75-74 IN OVERTIME



UT Martin built a large halftime lead before staving off a furious Chicago State rally, holding on for a 75-74 overtime triumph.

Chris Nix delivered the Skyhawks' first double-double of the season as the junior from Bellevue, Tenn. posted 13 points, 10 rebounds and a career-best four assists. He was 5-of-9 from the floor while nabbing five offensive rebounds to go along with a blocked shot in a career-high 37 minutes, earning the second double-double of his UT Martin career.

Parker Stewart rattled off a team-best 22 points – including seven of the Skyhawks' nine points in overtime – to go along with five rebounds and three assists. KJ Simon added 13 points while Desmond Williams recorded 12 points, three assists and a career-best five steals for UT Martin, who led for 41:16 of clock time on the way to its fifth straight home victory.

Chicago State was led by Wesley Cardet, Jr.'s game-high 25 points while Jahsean Corbett hauled in 23 points and 10 rebounds. Brent Davis additionally scored 12 points for the Cougars, who were forced into 16 turnovers and were held to 27.6 percent shooting (8-of-29) from three-point range.

GAME 11

	1	2	F
	32	43	75
	52	51	103

Tuesday, Dec. 13

Kathleen and Tom Elam Center • Martin, Tenn.

UTM: 6-5 • BU: 7-5

UTM HIGH BU

Stewart (23).....Points..... Guthrie (20)
Curry (10).....Rebounds..... Gadson (5)
Sears (5).....Assists..... Neely/Stojanovic (4)
Curry (4).....Steals..... Neely/Gadson (1)
Sears (2).....Blocks.....6 Tied (1)

SKYHAWKS KNOCK DOWN A SCHOOL-RECORD 17 TREYS IN 103-75 HOME VICTORY OVER BETHEL

For the second time this season, UT Martin topped the century mark on the scoreboard as the Skyhawks boasted a lethal shooting touch in a 103-75 triumph over Bethel.

Playing in front of 3,572 fans as part of the "Character Counts" initiative that involved field trips for 20 local elementary, middle and high schools, UT Martin came out on fire and never let up – leading for 38:29 of clock time. The Skyhawks sank 17 three-pointers in 32 tries for a sizzling 53.1 percent effort, shattering the program record for most triples in a single game (previously set three times from 2015-16).

Parker Stewart led UT Martin in scoring for the sixth time in the last seven games, accumulating 23 points thanks in large part to a 7-of-11 performance from three-point range in 24 minutes of playing time. KJ Simon equaled a season-high with 22 points while KK Curry (15 points, 10 rebounds, career-best four steals) posted the second double-double of his Skyhawk career.

Jordan Sears added 11 points to go along with season-highs of seven rebounds, five assists and two blocks while Josh Endicott narrowly missed a double-double (nine points, nine rebounds) in his first start since Nov. 9. David Kamwanga collected a career-best eight points as all 10 UT Martin players who were dressed out scored.

Located 27 miles away in McKenzie, Tenn., Bethel was led by Connor Guthrie's 20 points. Querrion Gadson and Jose Nazario chipped in 14 and 13 points, respectively, for the Wildcats.

GAME 12

	1	2	F
	39	36	75
	23	44	67

Saturday, Dec. 17

Stroh Center • Bowling Green, Ohio

UTM: 7-5 • BGSU: 4-7

UTM HIGH BGSU

Sears (18).....Points..... Ayers III/Lightfoot (15)
Nix (8).....Rebounds.....Agee (8)
Sears (4).....Assists.....Lightfoot (4)
Sears (3).....Steals.....3 Tied (1)
Nix/Simon (2).....Blocks.....Agee (3)

UT MARTIN TOPPLES BOWLING GREEN FOR A 75-67 NONCONFERENCE ROAD TRIUMPH

UT Martin never trailed, building up a 19-point lead before hanging on down the stretch for an impressive 75-67 victory at Bowling Green.

A 12-0 run and a hard-nosed defensive effort helped the Skyhawks take a 39-23 advantage into the locker room at the halftime break. The Falcons clawed back to get within two points with nine minutes remaining in the contest but UT Martin fended off the hosts and posted its first road victory of the season in the process.

Jordan Sears tied a season-high with 18 points to lead all scorers. The sophomore guard out of Daytona Beach, Fla. added five rebounds, a team-high four assists and season-best three steals in 30 minutes for the Skyhawks.

Backcourt teammates Desmond Williams (season-high 15 points on five 3-pointers) and KJ Simon (12 points, four rebounds, three assists, two steals, two blocks) also reached double figures in the scoring column for UT Martin. Chris Nix grabbed a game-high eight rebounds to help the Skyhawks win the battle on the glass by a 44-39 margin.

Bowling Green was led by 15 points apiece from Leon Ayers III and Willie Lightfoot. Kaden Metheny's 12 points and Samari Curtis' 10 points completed the double-digit scorers for the Falcons, who were held to 37.9 percent (22-of-58) shooting and 8-for-27 (29.6 percent) from three-point land.



UT MARTIN SKYHAWKS

GAME RECAPS



GAME 13

	1	2	F
	33	26	59
	63	57	120

Monday, Dec. 19

Kathleen and Tom Elam Center • Martin, Tenn.

UTM: 8-5 • CRC: 3-10

UTM HIGH CRC

Stewart (26).....Points..... B. Roberson (17)
Curry (10).....Rebounds..... Cousins (8)
Sears (5).....Assists..... K. Roberson (4)
Simon/Sears (2).....Steals.....4 Tied (1)
Jeffries/Myers (2).....Blocks..... Robinson/K. Roberson (2)

STEWART BURIES EIGHT TREYS AS SKYHAWKS SPEED PAST CROWLEY'S RIDGE, 120-59

Parker Stewart pumped in a game-high 26 points behind a career-best eight 3-pointers as UT Martin passed its final nonconference test with flying colors, claiming a 120-59 win against Crowley's Ridge.

Stewart's 26 points came on 9-of-12 shooting, including an 8-of-11 performance from three-point land. His eight treys were the most by any Skyhawk since Alex Anderson made eight 3-pointers against FIU on Nov. 21, 2015 as the graduate from Union City, Tenn. finished only one trifecta shy of UT Martin's Division I record of nine set by Marquis Weddle against Samford on March 4, 2008.

Jalen Myers (18 points, career-high eight rebounds), KJ Simon (16 points, six rebounds, three assists, two steals), Jordan Sears (14 points, game-high five assists, four rebounds, two steals) and Desmond Williams (11 points, season-best four assists) additionally scored in double figures for the Skyhawks, who shot 54.4 percent (43-of-79) from the field, led for 39:08 of clock time, boasted an assist-to-turnover ratio of 26:6, splashed 15 three-pointers and held a 37-2 advantage in fast break points.

The Pioneers were led by Bo Roberson's 17 points while JD Smith added 11 points for the NAIA program located in Paragould, Ark.

GAME 14

	1	2	F
	29	45	74
	46	42	88

Thursday, Dec. 29

Simmons Bank Arena • North Little Rock, Ark.

UTM: 8-6 (0-1) • LR: 5-9 (1-0)

UTM HIGH LR

Simon (24).....Points..... Gardner (23)
Stewart/Simon (7).....Rebounds..... Gordon (12)
Stewart (4).....Assists..... Gardner (5)
3 Tied (1).....Steals..... Gordon (4)
Simon (2).....Blocks..... Gordon/Walker (1)

SLOW OPENING HALF COSTS UT MARTIN IN 88-74 SETBACK AT LITTLE ROCK

UT Martin made a late comeback attempt but ultimately it wasn't enough as the Little Rock Trojans claimed an 88-74 win.

In the waning stages of the second half, the Skyhawks went on a 16-0 run to get within striking distance (11 points with 2:59 remaining) but time ran out on UT Martin's comeback attempt.

KJ Simon posted a game-high 24 points to go along with a team-best seven rebounds, two blocks and an assist for the Skyhawks. Parker Stewart added 13 points with team-highs of seven rebounds and four assists while Desmond Williams (13 points), Jordan Sears (12 points) and KK Curry (11 points) gave UT Martin five double-digit scorers.

Little Rock was led by double-doubles from Myron Gardner (23 points, 10 rebounds) and DeAntoni Gordon (16 points, 12 rebounds). Jordan Jefferson tacked on 19 points while Chris Walker tallied 11 points for the Trojans, who were making their OVC debut.

GAME 15

	1	2	F
	33	24	57
	31	33	64

Saturday, Dec. 31

Kathleen and Tom Elam Center • Martin, Tenn.

UTM: 9-6 (1-1) • MSU: 8-7 (1-1)

UTM HIGH MSU

Sears (18).....Points..... Freeman (18)
Curry (16).....Rebounds..... Gross (14)
Sears (5).....Assists..... Maughmer (3)
Simon (2).....Steals.....3 Tied (2)
Simon (2).....Blocks.....3 Tied (1)

SKYHAWKS EXTEND HOME WINNING STREAK TO EIGHT AFTER THRILLING 64-57 OVC WIN OVER MOREHEAD STATE

Jordan Sears and KK Curry each had huge performances to lift UT Martin to an exciting 64-57 victory against Ohio Valley Conference rival Morehead State.

The Skyhawks trailed by seven points with under five minutes remaining but closed out the contest on an 18-4 run to defeat the Eagles for the first time in exactly six years. The trio of Sears, Curry and KJ Simon tallied 31 of UT Martin's 33 second-half points as the duo of Sears and Curry combined to score 10 of the Skyhawks' last 12 points.

Sears tied season-highs with 18 points and a game-best five assists, converting eight of his 14 field goal attempts. Curry accumulated his second double-double of the season with 14 points and a career-high 16 rebounds – eclipsing his previous high by five boards. Simon added 12 points, four rebounds, two blocks and two steals for UT Martin, who passed last season's victory total while winning its eighth consecutive decision inside the Kathleen and Tom Elam Center.

Morehead State placed a pair of players in double digits in the scoring column as Mark Freeman posted 18 points and Drew Thelwell provided 10 points. The Eagles were held to 19.2 percent (5-of-26) shooting in the second half and 4-for-18 (22.2 percent) from three-point range for the game.



UT MARTIN SKYHAWKS GAME RECAPS



GAME 16

	1	2	F
	36	46	82
	44	43	87

Thursday, Jan. 5

Kathleen and Tom Elam Center • Martin, Tenn.
UTM: 10-6 (2-1) • SEMO: 6-10 (1-2)

UTM HIGH SEMO
Stewart (25).....Points.....Russell (28)
Curry (13).....ReboundsClark (10)
Stewart (4).....Assists3 Tied (4)
Nix (3).....StealsRussell (4)
Curry/Sears (1).....BlocksBranson (1)

FIVE SCORE IN DOUBLE DIGITS AS UT MARTIN HOLDS ON FOR AN 87-82 OVC WIN OVER SOUTHEAST MISSOURI

UT Martin's home winning streak reached nine games after the Skyhawks earned an 87-82 victory over Southeast Missouri in Ohio Valley Conference action.

UT Martin never trailed and led by as many as 19 points with under nine minutes to play but were forced to withstand a Redhawk rally. Southeast Missouri pulled within a single possession (84-82) with 45 seconds to go before Koby Jeffries and Parker Stewart combined to swish three free throws inside the final 23 seconds to officially seal the win.

Stewart (25 points, five rebounds and game-high four assists) and KK Curry (15 points, game-high 13 rebounds for his second consecutive double-double) paved the way for the Skyhawks. KJ Simon added 11 points while Jeffries tied a season-high with 11 points thanks to a 9-of-10 effort from the free throw line. Jordan Sears provided 10 points for UT Martin.

The Skyhawks shot an even 50 percent (26-of-52) from the floor and made 30 free throws (in 38 tries) for the first time since Jan. 24, 2011 at SIUE – a span of 369 games. In the process, UT Martin extended its NCAA Division I record with its ninth straight home win to open the 2022-23 season and owns its longest home winning streak since nine consecutive victories from Dec. 31, 2016 through Nov. 15, 2017.

Phillip Russell generated a game-high 28 points with four assists, four steals and three rebounds to navigate the Redhawks. Israel Barnes (14 points) and Chris Harris (12 points) also produced notable scoring efforts for Southeast Missouri, who made 13 three-pointers but were held to 39.5 percent shooting (30-of-76) overall.

GAME 17

	1	2	OT	F
	46	25	13	84
	40	31	9	80

Saturday, Jan. 7

Kathleen and Tom Elam Center • Martin, Tenn.
UTM: 10-7 (2-2) • TTU: 6-11 (2-2)

UTM HIGH TTU
Simon (19).....Points.....Harvey (23)
Nix (9).....ReboundsSlatten (10)
Stewart/Jeffries (4).....AssistsWood (5)
Simon/Stewart (3).....Steals4 Tied (1)
Nix (3).....BlocksWood (2)

SIMON TOSSES IN 1,000TH CAREER COLLEGIATE POINT BUT SKYHAWKS FALL TO TENNESSEE TECH IN OVERTIME

KJ Simon, a senior guard at UT Martin, scored the 1,000th point of his collegiate career but the Skyhawks dropped a tough 84-80 decision to Tennessee Tech in overtime.

Simon scored a team-high 19 points to go along with five rebounds, three assists and three steals for UT Martin. The 6-3, 195-pound lefty, who has scored 760 of his points over the last two seasons in a Skyhawk uniform after spending his first two years at Troy, reached the 1,000-point milestone with a dunk at the 4:56 mark of the first half.

Parker Stewart collected 18 points, four assists, three rebounds and three steals while Koby Jeffries registered a career-best 15 points (on 7-of-10 shooting) and team-high four assists for UT Martin. The Skyhawks also received seven points, a team-best nine rebounds and game-high three blocked shots out of Chris Nix but were defeated inside the Kathleen and Tom Elam Center for the first time in 10 tries this season.

Tennessee Tech put five scorers in double figures, led by 23 points from Jayvis Harvey. The Golden Eagles additionally saw Jaylen Sebree (14), Ty Perry (13), Diante Wood (10) and Brett Thompson (10) score in double digits as they shot 43.3 percent (13-of-30) from three-point range.

GAME 18

	1	2	F
	38	39	77
	29	37	66

Thursday, Jan. 12

Gentry Center • Nashville, Tenn.
UTM: 11-7 (3-2) • TSU: 10-8 (2-3)

UTM HIGH TSU
Sears (21).....Points.....Clay (21)
Kamwanga (7).....ReboundsMakuoi (8)
Jeffries (3).....AssistsClay (3)
3 Tied (2).....StealsKueth (2)
3 Tied (1).....BlocksMakuoi (4)

UT MARTIN CRUISES TO IMPRESSIVE 77-66 OVC ROAD VICTORY OVER TENNESSEE STATE

Jordan Sears returned from a one-game injury absence to boost UT Martin as the Skyhawks defeated Tennessee State on its home floor for the second straight season with a 77-66 victory.

Sears scored 15 of his career-best 21 points in the second half, adding four rebounds, two assists and two steals in 29 minutes off the bench for UT Martin. Desmond Williams also registered a season-high 16 points while KK Curry (13 points, six rebounds) and Parker Stewart (11 points, six rebounds) each scored in double digits. David Kamwanga also gave the Skyhawks big minutes off the bench, posting team-highs in rebounds (seven) and steals (two) in 18 minutes.

Tennessee State was paced by Jr. Clay's 21 points while Adong Makuoi had 13 points to go along with game-highs of eight rebounds and four blocked shots. The Tigers were stifled by UT Martin's defense throughout the contest as Tennessee State shot 33.9 percent (19-of-56) and 20.8 percent (5-for-24) from behind the three-point arc.



UT MARTIN SKYHAWKS GAME RECAPS



GAME 19

	1	2	F
	29	37	66
	39	41	80

Saturday, Jan. 14

Screaming Eagles Arena • Evansville, Ind.

UTM: 11-8 (3-3) • USI: 10-9 (3-3)

UTM HIGH USI

Sears (17).....Points.....Swope (21)
Myers (7).....Rebounds.....Polakovich (12)
Nix (3).....Assists.....Swope/Campion (4)
Stewart (4).....Steals.....Simmons/Swope (3)
Stewart/Myers (1).....Blocks.....Mielke (3)

TOUGH SHOOTING NIGHT FOR SKYHAWKS LEADS TO 80-66 SETBACK AT SOUTHERN INDIANA

It was an offensive struggle for UT Martin as the Skyhawks fell by an 80-66 margin at Ohio Valley Conference rival Southern Indiana.

UT Martin forced the Screaming Eagles into 19 turnovers but shot a season-low 12 percent (3-for-25) from beyond the three-point arc, connecting on 21 of its 60 field goal attempts (35 percent) overall.

Jordan Sears led the Skyhawks in scoring for the fourth time in the last eight games as the sophomore guard tallied 17 points to go along with three steals in 28 minutes of playing time. Parker Stewart posted 16 points, five rebounds and four steals while Jalen Myers generated 10 points and a team-best seven rebounds for UT Martin.

Southern Indiana placed three scorers in double figures, headlined by the duo of Isaiah Swope (game-high 21 points, four assists, three rebounds, three steals) and Jacob Polakovich (19 points, game-best 12 rebounds). Jelani Simmons tacked on 14 points for the Screaming Eagles, who improved to 8-1 at home.

GAME 20

	1	2	F
	38	42	80
	24	36	60

Thursday, Jan. 19

Show Me Center • Cape Girardeau, Mo.

UTM: 12-8 (4-3) • SEMO: 9-11 (4-3)

UTM HIGH SEMO

Sears (20).....Points.....Harris (16)
Myers (8).....Rebounds.....Branson (6)
Sears (4).....Assists.....Barnes/Harris (2)
Simon (5).....Steals.....Clark (4)
None.....Blocks.....Johnson (2)

UT MARTIN ROLLS TO DOMINANT 80-60 OVC ROAD VICTORY OVER SOUTHEAST MISSOURI

UT Martin came out hot at Southeast Missouri and never looked back, soaring to an 80-60 triumph over the Redhawks.

The victory completed the Skyhawks' season sweep of Southeast Missouri, accomplishing that feat for just the sixth time since joining the Ohio Valley Conference in 1992. The win was also the largest margin of victory for UT Martin in the Show Me Center in a series that started in 1962.

The Skyhawks put together a sound performance on both ends of the floor. UT Martin shot 55.8 percent (29-of-52) – its highest mark against a NCAA Division I opponent this season – including a blazing 65.2 percent clip (15-of-23) in the second half. On the flipside, the Skyhawks held the Redhawks to 31.7 percent (20-for-63) shooting, including a 3-of-22 mark (13.6 percent) from long distance.

Jordan Sears led all scorers with 20 points on 8-for-10 shooting while distributing a game-high four assists with four rebounds. Parker Stewart collected 16 points and five rebounds while KJ Simon posted 14 points and equaled a career-high with five steals. Desmond Williams completed UT Martin's double-digit scorers with 11 points while Jalen Myers hauled in a career-high eight rebounds in his first start as a Skyhawk – helping the squad win the battle on the glass by a commanding 38-24 margin.

Southeast Missouri was paced by Chris Harris' 16 points while Dylan Branson was responsible for 10 points.

GAME 21

	1	2	F
	43	35	78
	46	45	91

Saturday, Jan. 21

Kathleen and Tom Elam Center • Martin, Tenn.

UTM: 13-8 (5-3) • EIU: 7-14 (3-5)

UTM HIGH EIU

Nix/Stewart (19).....Points.....Hodges (25)
Stewart (8).....Rebounds.....Thomas/Malone (7)
Simon (6).....Assists.....Donaldson (6)
Stewart (3).....Steals.....Hodges (4)
Nix (3).....Blocks.....Malone (1)

NIX'S PERFECT SHOOTING PERFORMANCE HELPS SKYHAWKS PULL AWAY FOR 91-78 OVC WIN OVER EASTERN ILLINOIS

Chris Nix, a redshirt junior forward, muscled up for 19 points on 7-of-7 shooting from the floor as the Skyhawks claimed a 91-78 victory over Eastern Illinois.

Nix also added a season-high three blocks, three assists and three rebounds as he was one of five UT Martin double-digit scorers. The Skyhawks led for 33:33 of clock time but found themselves trailing by six points with just under 11 minutes to go. The 6-9, 220-pound Bellevue, Tenn. native then scored five of UT Martin's next seven points and later scored five of nine Skyhawk points in crunch time – wrapping up his scoring run with 1:32 to go as UT Martin had the game in hand.

Parker Stewart tied Nix for the team lead in scoring with 19 points while adding a game-high eight rebounds, three assists and three steals. KJ Simon posted 16 points, a career-best six assists and six rebounds while Jordan Sears (15 points, season-high five assists) and Jalen Myers (10 points) aided a dynamic Skyhawk offensive effort that set a season-high for field goal percentage against a NCAA Division I opponent (.574) for the second straight game.

The Panthers were led by Kinyon Hodges, who scored 19 of his game-high 25 points in the first half. Cameron Haffner provided 15 points off the bench for an Eastern Illinois squad that was limited to 22.7 percent shooting (5-of-22) from three-point range.



UT MARTIN SKYHAWKS GAME RECAPS



GAME 22

	1	2	F
	27	32	59
	26	40	66

Thursday, Jan. 26

Kathleen and Tom Elam Center • Martin, Tenn.

UTM: 14-8 (6-3) • LU: 7-15 (2-7)

UTM HIGH LU

Simon/Sears (16) **Points** Cole (19)
Simon/Curry (10) **Rebounds** Burrell/Cole (8)
Sears/Nix (3) **Assists** Caldwell, Jr. (4)
Curry (3) **Steals** Burrell (4)
Simon (5) **Blocks** Williams (2)

STIFLING DEFENSE SENDS UT MARTIN TO 66-59 OVC HOME TRIUMPH OVER LINDENWOOD

A stingy performance on the defensive end propelled UT Martin to victory as the Skyhawks grinded out a 66-59 win over Lindenwood.

UT Martin held the visiting Lions scoreless through 6:42 while Lindenwood started the game 0-for-15 from the floor before its first bucket at the 10:40 mark. Although the Lions would eventually charge back to lead by eight points midway through the second half, the Skyhawks went on a 15-0 run and limited Lindenwood to 10 points over the final 10:24 of the contest. The 59 points were the second-lowest scoring output by a UT Martin NCAA Division I opponent in 2022-23.

KJ Simon was responsible for his first double-double of the season and third of his two-year Skyhawk career, piling up team-highs of 16 points, 10 rebounds, a career-best five blocks and two steals. Jordan Sears tied Simon for the team lead with 16 points while Jalen Myers provided 11 points in 16 minutes off the bench. KK Curry narrowly missed a double-double with eight points, a game-high 10 rebounds and team-best three steals for UT Martin.

Lindenwood was led by Keenon Cole's 19 points and eight rebounds. Tommie Williams added 11 points for the Lions, who were forced into 16 turnovers while shooting 38.5 percent from the floor (including 28 percent from three-point range).

GAME 23

	1	2	OT	F
	28	46	9	83
	28	46	12	86

Saturday, Jan. 28

Kathleen and Tom Elam Center • Martin, Tenn.

UTM: 15-8 (7-3) • USI: 13-10 (6-4)

UTM HIGH USI

Sears (32) **Points** Simmons (26)
Simon (12) **Rebounds** Polakovich (20)
Sears (5) **Assists** Swope (7)
Curry/Miguel (2) **Steals** Simmons/Swope (2)
Simon (5) **Blocks** Lakes/Mielke (1)

BACKCOURT TANDEM CARRIES SKYHAWKS TO FINISH LINE, DEFEATING SOUTHERN INDIANA IN OVERTIME

Extraordinary performances out of Jordan Sears and KJ Simon helped UT Martin stay in a three-way tie atop the Ohio Valley Conference standings following an 86-83 overtime win over Southern Indiana.

Sears exploded for a career-high 32 points – eight of which came in overtime – on 11-of-19 shooting and distributed a season-best five assists in 33 minutes. Simon registered his second consecutive double-double (21 points, career-high 12 rebounds) to go along with a career-best five blocked shots, connecting on seven of his 10 field goal tries with a perfect 4-for-4 effort from three-point land.

KK Curry added 13 points and seven rebounds for the Skyhawks, who led for over 33 minutes while holding the Screaming Eagles to 36.5 percent shooting (27-of-74).

Southern Indiana forced overtime with seven unanswered points in the final 95 seconds of regulation but ultimately saw its five-game winning streak snapped. Jelani Simmons scored a game-high 26 points while Jacob Polakovich accumulated 12 points and 20 rebounds. Trevor Lakes (17 points) and Tyler Henry (12 points) also guided the Screaming Eagles.

GAME 24

	1	2	F
	27	48	75
	49	40	89

Thursday, Feb. 2

First Community Arena • Edwardsville, Ill.

UTM: 15-9 (7-4) • SIUE: 15-9 (6-5)

UTM HIGH SIUE

Sears (19) **Points** Taylor (27)
Sears (7) **Rebounds** Pruitt (13)
Sears/Jeffries (4) **Assists** Taylor (4)
Williams/Myers (2) **Steals** 3 Tied (2)
None **Blocks** SWright (1)

EARLY DEFICIT TOO MUCH TO OVERCOME IN UT MARTIN'S 89-75 SETBACK AT SIUE

UT Martin could not shake off a slow start at SIUE, falling by an 89-75 margin.

Jordan Sears collected team-highs of 19 points, a season-best seven rebounds and four assists for the Skyhawks. KJ Simon scored 13 points while Desmond Williams and Jalen Myers both posted 10 points apiece for UT Martin, who shot 75 percent (21-for-28) from the free throw line and outscored the host Cougars by a 24-8 margin in fast break points.

SIUE received double-doubles out of Ray/Sean Taylor (game-high 27 points, 10 rebounds) and DeJuan Pruitt (11 points, game-high 13 rebounds). Damarco Minor and Shamar Wright added 16 and 15 points, respectively, for the Cougars, who were held to 23.8 percent shooting (5-of-21) from the three-point range but began the game on a 23-4 run.



UT MARTIN SKYHAWKS GAME RECAPS



GAME 25

	1	2	F
	44	31	75
	32	48	80

Saturday, Feb. 4

Robert F. Hyland Arena • St. Charles, Mo.
UTM: 15-10 (7-5) • LU: 9-16 (4-8)

UTM HIGH LU

Sears (19).....Points..... Williams (21)
3 Tied (7).....Rebounds Tracey (8)
Sears/Williams (3).....Assists Tracey (7)
Sears (4).....Steals3 Tied (1)
Simon (2).....Blocks Cole (4)

**DOUBLE-DIGIT HALFTIME ADVANTAGE
NOT ENOUGH AS SKYHAWKS DROP
80-75 ROAD DECISION AT LINDENWOOD**

UT Martin's contest at Lindenwood came down to the wire but the Skyhawks could not pull through in a narrow 80-75 setback.

UT Martin led by as many as 15 points in the first half but the Lions went on a 23-3 run in the second half to take a 10-point lead. The Skyhawks scrapped and shaved their deficit down to one point with 1:21 to go but couldn't quite get over the hump.

For the seventh time in the last eight games, Jordan Sears led UT Martin in scoring as the sophomore guard had 19 points to go along with team-highs of three assists and a season-best four steals. Trailing closely behind was Jalen Myers' 18 points on 6-of-8 shooting, including a 4-for-6 effort from three-point range.

KJ Simon (14 points, team-high seven rebounds, two blocks) and Desmond Williams (11 points, team-best three assists) also reached double figures in the scoring column for the Skyhawks, who were playing without leading scorer Parker Stewart for the third time in the last four games.

Lindenwood was guided by Tommie Williams' game-high 21 points off the bench. Keenon Cole (18 points) and Brandon Trimble (16 points) additionally scored double digits for a Lion squad that shot 60.7 percent (17-of-28) in the second half and went 10-for-21 (47.6 percent) overall from behind the three-point line.

GAME 26

	1	2	F
	32	43	75
	43	34	77

Thursday, Feb. 9

Lantz Arena • Charleston, Ill.
UTM: 15-11 (7-6) • EIU: 8-18 (4-9)

UTM HIGH EIU

Sears (20).....Points..... Hodges (14)
Myers (11).....Rebounds Thomas (7)
Simon/Jeffries (4).....Assists Donaldson (8)
6 Tied (1).....Steals3 Tied (2)
Sears (2).....Blocks Ellington (2)

**RALLY COMES UP JUST SHORT FOR
UT MARTIN IN HEARTBREAKING
77-75 SETBACK AT EASTERN ILLINOIS**

UT Martin nearly erased a 16-point second half deficit but Eastern Illinois was able to escape with the 77-75 win in Ohio Valley Conference action.

The Skyhawks scored 10 of the final 12 points of the contest, flipping a 10-point deficit with 2:21 to go to a one-possession game. After forcing a turnover with seven seconds remaining, UT Martin had a contested look at an eventual game-winning three-pointer just before time expired but the attempt was off target.

Jordan Sears scored a game-high 20 points on 6-of-9 shooting plus a perfect 7-for-7 effort from the free throw line for the Skyhawks. Jalen Myers registered his first career double-double with 10 points and a career-best 11 rebounds in 27 minutes off the bench while Parker Stewart returned from an injury to score 18 points. KJ Simon posted 12 points and a team-high four assists for UT Martin, who won the rebounding battle (38-32) and outscored the Panthers by a 30-24 margin in the paint.

Eastern Illinois was led by 14 points out of Kinyon Hodges while Cameron Haffner (12), CJ Lane (11) and Kyle Thomas (10) also scored in double figures.

GAME 27

	1	2	F
	22	39	61
	46	38	84

Saturday, Feb. 11

Kathleen and Tom Elam Center • Martin, Tenn.
UTM: 16-11 (8-6) • LR: 8-19 (4-10)

UTM HIGH LR

Stewart (18).....Points..... Palermo (19)
Nix (8).....Rebounds White (8)
Sears (4).....Assists Smith/White (6)
Myers (2).....Steals Smith (2)
Myers (2).....Blocks3 Tied (1)

**SKYHAWKS DOUBLES WIN TOTAL
FROM LAST SEASON, COASTING PAST
LITTLE ROCK BY AN 84-61 MARGIN**

The home success for UT Martin continued in a big way today as the Skyhawks dialed up an impressive 84-61 Ohio Valley Conference victory over Little Rock.

The triumph gave UT Martin its 16th victory of the 2022-23 campaign, doubling up its win total from last season under head coach Ryan Ridder. It also improved the Skyhawks to 13-1 in the Kathleen and Tom Elam Center, which is only one victory shy of tying the program's single-season home wins record in the NCAA Division I Era (since 1992).

Parker Stewart topped UT Martin in scoring for the 10th time this season, generating 18 points to go along with five rebounds and three assists. Jalen Myers continued his stellar stretch of play with 15 points, seven rebounds, two assists, two steals and two blocks while KJ Simon (14 points, five rebounds) and Jordan Sears (12 points, team-high four assists) also helped guide the Skyhawks, who went on a 24-0 run in the first half.

The Trojans were led by 19 points off the bench from Isaiah Palermo. CJ White and Ethan Speaker added 10 points apiece but Little Rock was held to 10.5 percent shooting (2-of-19) from three-point range, including an 0-for-16 stretch over the final 35:55 of the contest.



UT MARTIN SKYHAWKS GAME RECAPS



GAME 28

	1	2	F
SIUE	39	45	84
	44	46	90

Thursday, Feb. 16

Kathleen and Tom Elam Center • Martin, Tenn.
UTM: 17-11 (9-6) • SIUE: 17-11 (8-7)

UTM HIGH SIUE
Sears (30).....Points.....Minor (20)
Sears/Nix (8).....Rebounds Pruitt (10)
Sears/Nix (3).....Assists Minor/Taylor (4)
Jeffries (3).....Steals3 Tied (1)
Simon/Sears (1) Blocks LWright/Kurtas (2)

SEARS' SECOND-HALF SCORING SPREE SENDS SKYHAWKS PAST SIUE, 90-84

Sophomore Jordan Sears poured in a game-best 30 points plus tacked on team-highs of eight rebounds and three assists as UT Martin bested SIUE by a 90-84 margin.

A Daytona Beach, Fla. native, Sears reached the 30-point plateau for the second time this season in Ohio Valley Conference play while his eight boards equaled his career-high. The 5-11, 175-pound speedster knocked down 11 of his 18 field goal tries and went 8-for-10 from the free throw line to lead the team in scoring for the ninth time in the past 11 games.

Parker Stewart accounted for 18 points while Desmond Williams tied a season-high with 16 points off the bench to aid the Skyhawks, who led for 34:38 of clock time.

With the victory, UT Martin improved to 14-1 inside the Elam Center in 2022-23 – tying the program's NCAA Division I Era (since 1992) record for most home wins in a single season. The triumph also clinched a winning season for the Skyhawks – the seventh such campaign since UT Martin transitioned to the NCAA Division I level.

SIUE received 20 points out of Damarco Minor while Ray'Sean Taylor provided 18 points. DeeJuan Pruitt came away with a double-double (12 points, 10 rebounds) and Jalen Hodge tallied 13 points but the Skyhawks tripled up the Cougars in fast break points (18 to six).

GAME 29

	1	2	F
	56	44	100
	44	47	91

Saturday, Feb. 18

Hooper Eblen Center • Cookeville, Tenn.
UTM: 18-11 (10-6) • TTU: 13-16 (9-7)

UTM HIGH TTU
Stewart (32).....Points.....Sebree (25)
Simon (10).....ReboundsSebree (10)
Sears (8).....AssistsSebree (5)
Jeffries/Williams (1).....StealsHarvey (2)
Simon (2).....Blocks3 Tied (1)

UT MARTIN LIGHTS UP THE SCOREBOARD IN THRILLING 100-91 OVC ROAD VICTORY AT TENNESSEE TECH

For the first time in nine years, UT Martin poured in triple digits on the scoreboard against an Ohio Valley Conference opponent as the Skyhawks put on an offensive clinic in a 100-91 victory at Tennessee Tech.

The result was UT Martin's first 100-plus point performance in OVC play since a 100-81 triumph over Tennessee State on Jan. 13, 2014.

The Skyhawks also accomplished a rare individual scoring feat as three players scored at least 20 points for the first time since Jan. 11, 2020. Parker Stewart shot 8-of-9 from three-point range on his way to a 32-point outing, just two point shy of his career-best tally set against McNeese earlier this season. KJ Simon posted his third double-double of the season with 22 points, 10 rebounds while also adding a career-best six assists and two blocks. Chris Nix was also huge in the post, piling up 20 points (on 9-of-12 shooting) with five rebounds and a career-best four assists.

Jordan Sears rounded out UT Martin's double-digit scorers with 12 points and a career-high eight assists. The Skyhawks established season-highs in field goal percentage (.593, 35-of-59) and three-point field goal percentage (.667, 10-for-15) – the latter of which is a school record in a game with double-digit makes. UT Martin also shot 87 percent (20-of-23) from the free throw line.

Tennessee Tech produced four scorers in double figures as Jaylen Sebree's 25 points and 10 rebounds led the way. Brett Thompson chipped in 24 points while Jayvis Harvey and Ty Perry finished with 13 and 10 points, respectively, for the Golden Eagles.



UT MARTIN SKYHAWKS

UT MARTIN GAME-HIGHS



POINTS	124	CHAMPION CHRISTIAN (11/12/22)
	120	CROWLEY'S RIDGE (12/19/22)
	103	BETHEL (12/13/22)
	100	at Tennessee Tech (02/18/23)
	96	HARRIS-STOWE (11/15/22)
FIELD GOALS MADE	52	CHAMPION CHRISTIAN (11/12/22)
	43	CROWLEY'S RIDGE (12/19/22)
FIELD GOAL ATTEMPTS	89	CHAMPION CHRISTIAN (11/12/22)
	79	CROWLEY'S RIDGE (12/19/22)
FIELD GOAL PERCENTAGE	.593 (35-59)	at Tennessee Tech (02/18/23)
	.584 (52-89)	CHAMPION CHRISTIAN (11/12/22)
3 PT FIELD GOALS MADE	17	BETHEL (12/13/22)
	15	CROWLEY'S RIDGE (12/19/22)
3 PT FG ATTEMPTS	38	CROWLEY'S RIDGE (12/19/22)
	37	HARRIS-STOWE (11/15/22)
3 PT FG PERCENTAGE	.667 (10-15)	at Tennessee Tech (02/18/23)
	.531 (17-32)	BETHEL (12/13/22)
FREE THROWS MADE	30	SOUTHEAST MISSOURI (01/05/23)
	22	PRAIRIE VIEW A&M (11/20/22)
FREE THROW ATTEMPTS	38	SOUTHEAST MISSOURI (01/05/23)
	34	LINDENWOOD (01/26/23)
FREE THROW PERCENTAGE	.889 (8-9)	TENNESSEE TECH (01/07/23)
	.875 (14-16)	HARRIS-STOWE (11/15/22)
REBOUNDS	58	CHAMPION CHRISTIAN (11/12/22)
	56	CROWLEY'S RIDGE (12/19/22)
ASSISTS	32	CHAMPION CHRISTIAN (11/12/22)
	26	CROWLEY'S RIDGE (12/19/22)
STEALS	18	CHAMPION CHRISTIAN (11/12/22)
	12	at Ole Miss (11/18/22)
	12	HARRIS-STOWE (11/15/22)
BLOCKED SHOTS	7	LINDENWOOD (01/26/23)
	6	at Youngstown State (11/09/22)
TURNOVERS	21	at Southeast Missouri (01/19/23)
	19	at Ole Miss (11/18/22)
FOULS	28	at Ole Miss (11/18/22)
	27	at Pitt (11/07/22)



UT MARTIN SKYHAWKS

OPPONENT GAME-HIGHS



POINTS	91	at Tennessee Tech (02/18/23)
	90	at UNC Asheville (12/03/22)
	90	at Youngstown State (11/09/22)
	89	at SIUE (02/02/23)
	88	at Little Rock (12/29/22)
FIELD GOALS MADE	33	at SIUE (02/02/23)
	32	at Tennessee Tech (02/18/23)
	32	MCNEESE (11/28/22)
	32	at Youngstown State (11/09/22)
FIELD GOAL ATTEMPTS	77	LITTLE ROCK (02/11/23)
	76	SOUTHEAST MISSOURI (01/05/23)
FIELD GOAL PERCENTAGE	.564 (31-55)	at UNC Asheville (12/03/22)
	.509 (29-57)	at Lindenwood (02/04/23)
3 PT FIELD GOALS MADE	13	SOUTHERN INDIANA (01/28/23)
	13	TENNESSEE TECH (01/07/23)
	13	SOUTHEAST MISSOURI (01/05/23)
	13	CHAMPION CHRISTIAN (11/12/22)
3 PT FG ATTEMPTS	43	SOUTHERN INDIANA (01/28/23)
	41	at Pitt (11/07/22)
3 PT FG PERCENTAGE	.476 (10-21)	at Lindenwood (02/04/23)
	.438 (7-16)	at Little Rock (12/29/22)
FREE THROWS MADE	25	at Little Rock (12/29/22)
	25	at Ole Miss (11/18/22)
FREE THROW ATTEMPTS	38	at Little Rock (12/29/22)
	38	at Ole Miss (11/18/22)
FREE THROW PERCENTAGE	.923 (12-13)	at Lindenwood (02/04/23)
	.913 (21-23)	MOREHEAD STATE (12/31/22)
REBOUNDS	51	at Pitt (11/07/22)
	50	SOUTHERN INDIANA (01/28/23)
ASSISTS	21	at Pitt (11/07/22)
	20	EASTERN ILLINOIS (01/21/23)
	20	PRAIRIE VIEW A&M (11/20/22)
STEALS	11	at Southeast Missouri (01/19/23)
	11	at Ole Miss (11/18/22)
BLOCKED SHOTS	10	at Pitt (11/07/22)
	8	at Tennessee State (01/12/23)
TURNOVERS	23	CHAMPION CHRISTIAN (11/12/22)
	19	at Southern Indiana (01/14/23)
	19	HARRIS-STOWE (11/15/22)
FOULS	25	SOUTHEAST MISSOURI (01/05/23)
	23	LINDENWOOD (01/26/23)
	23	at Little Rock (12/29/22)



UT MARTIN
SKYHAWKS
UT MARTIN GAME-LOWS



POINTS	58	at Pitt (11/07/22)
	64	at Arkansas State (11/22/22)
	64	MOREHEAD STATE (12/31/22)
	66	at Southern Indiana (01/14/23)
	66	LINDENWOOD (01/26/23)
FIELD GOALS MADE	20	at Pitt (11/07/22)
	20	LINDENWOOD (01/26/23)
FIELD GOAL ATTEMPTS	48	LINDENWOOD (01/26/23)
	52	SOUTHEAST MISSOURI (01/05/23)
	52	at Southeast Missouri (01/19/23)
FIELD GOAL PERCENTAGE	.323 (20-62)	at Pitt (11/07/22)
	.350 (21-60)	at Southern Indiana (01/14/23)
3 PT FIELD GOALS MADE	2	MOREHEAD STATE (12/31/22)
	3	at Pitt (11/07/22)
	3	at Southern Indiana (01/14/23)
3 PT FG ATTEMPTS	15	at Youngstown State (11/09/22)
	15	MOREHEAD STATE (12/31/22)
	15	SOUTHEAST MISSOURI (01/05/23)
	15	at Tennessee Tech (02/18/23)
3 PT FG PERCENTAGE	.120 (3-25)	at Southern Indiana (01/14/23)
	.133 (2-15)	MOREHEAD STATE (12/31/22)
FREE THROWS MADE	8	at UNC Asheville (12/03/22)
	8	TENNESSEE TECH (01/07/23)
FREE THROW ATTEMPTS	9	TENNESSEE TECH (01/07/23)
	11	at UNC Asheville (12/03/22)
FREE THROW PERCENTAGE	.550 (11-20)	at Youngstown State (11/09/22)
	.581 (18-31)	SOUTHERN INDIANA (01/28/23)
REBOUNDS	27	at UNC Asheville (12/03/22)
	29	at Arkansas State (11/22/22)
ASSISTS	6	MOREHEAD STATE (12/31/22)
	7	at Pitt (11/07/22)
STEALS	2	at Tennessee Tech (02/18/23)
	3	at Little Rock (12/29/22)
BLOCKED SHOTS	0	at Southeast Missouri (01/19/23)
	0	at SIUE (02/02/23)
TURNOVERS	6	CROWLEY'S RIDGE (12/19/22)
	7	at Lindenwood (02/04/23)
FOULS	8	LINDENWOOD (01/26/23)
	9	CHAMPION CHRISTIAN (11/12/22)



UT MARTIN SKYHAWKS

OPPONENT GAME-LOWS



POINTS	53	HARRIS-STOWE (11/15/22)
	57	MOREHEAD STATE (12/31/22)
	59	CROWLEY'S RIDGE (12/19/22)
	59	LINDENWOOD (01/26/23)
	60	at Southeast Missouri (01/19/23)
FIELD GOALS MADE	16	MOREHEAD STATE (12/31/22)
	19	at Tennessee State (01/12/23)
FIELD GOAL ATTEMPTS	52	MOREHEAD STATE (12/31/22)
	54	at Ole Miss (11/18/22)
FIELD GOAL PERCENTAGE	.308 (16-52)	MOREHEAD STATE (12/31/22)
	.317 (20-63)	at Southeast Missouri (01/19/23)
3 PT FIELD GOALS MADE	2	LITTLE ROCK (02/11/23)
	3	CROWLEY'S RIDGE (12/19/22)
	3	at Southeast Missouri (01/19/23)
3 PT FG ATTEMPTS	15	BETHEL (12/13/22)
	16	at Little Rock (12/29/22)
3 PT FG PERCENTAGE	.105 (2-19)	LITTLE ROCK (02/11/23)
	.136 (3-22)	at Southeast Missouri (01/19/23)
FREE THROWS MADE	2	LINDENWOOD (01/26/23)
	3	LITTLE ROCK (02/11/23)
FREE THROW ATTEMPTS	4	LINDENWOOD (01/26/23)
	6	CHAMPION CHRISTIAN (11/12/22)
	6	LITTLE ROCK (02/11/23)
FREE THROW PERCENTAGE	.296 (8-27)	MCNEESE (11/28/22)
	.462 (6-13)	HARRIS-STOWE (11/15/22)
REBOUNDS	24	at Southeast Missouri (01/19/23)
	24	at Tennessee Tech (02/18/23)
ASSISTS	6	at Tennessee State (01/12/23)
	7	at Southeast Missouri (01/19/23)
STEALS	2	BETHEL (12/13/22)
	3	at Bowling Green (12/17/22)
	3	at Lindenwood (02/04/23)
	3	SIUE (02/16/23)
BLOCKED SHOTS	1	SOUTHEAST MISSOURI (01/05/23)
	1	EASTERN ILLINOIS (01/21/23)
	1	at SIUE (02/02/23)
TURNOVERS	4	at Tennessee Tech (02/18/23)
	7	SOUTHEAST MISSOURI (01/05/23)
FOULS	11	HARRIS-STOWE (11/15/22)
	11	TENNESSEE TECH (01/07/23)



UT MARTIN INDIVIDUAL GAME-HIGHS

Points	34	STEWART, Parker vs McNeese (11/28/22)
	32	STEWART, Parker at Tennessee Tech (02/18/23)
	32	SEARS, Jordan vs Southern Indiana (01/28/23)
	30	SEARS, Jordan vs SIUE (02/16/23)
	26	STEWART, Parker vs Crowley's Ridge (12/19/22)
Field Goals Made	11	STEWART, Parker at Tennessee Tech (02/18/23)
	11	SEARS, Jordan vs SIUE (02/16/23)
	11	SEARS, Jordan vs Southern Indiana (01/28/23)
	11	STEWART, Parker vs McNeese (11/28/22)
	11	MYERS, Jalen vs Champion Christian (11/12/22)
	11	NIX, Chris vs Champion Christian (11/12/22)
Field Goal Att.	19	SEARS, Jordan at Lindenwood (02/04/23)
	19	SEARS, Jordan vs Southern Indiana (01/28/23)
	19	SIMON, KJ at Little Rock (12/29/22)
FG Pct (min 5 made)	1.000 (7-7)	NIX, Chris vs Eastern Illinois (01/21/23)
	.917 (11-12)	NIX, Chris vs Champion Christian (11/12/22)
3-Point FG Made	8	STEWART, Parker at Tennessee Tech (02/18/23)
	8	STEWART, Parker vs Crowley's Ridge (12/19/22)
3-Point FG Att.	12	WILLIAMS, Desmond at Bowling Green (12/17/22)
	12	WILLIAMS, Desmond vs Chicago State (12/11/22)
3-Pt FG Pct (min 3 made)	1.000 (4-4)	SIMON, KJ vs Southern Indiana (01/28/23)
	.889 (8-9)	STEWART, Parker at Tennessee Tech (02/18/23)
Free Throws Made	9	SEARS, Jordan vs Lindenwood (01/26/23)
	9	JEFFRIES, Koby vs Southeast Missouri (01/05/23)
	9	SEARS, Jordan vs Prairie View A&M (11/20/22)
Free Throw Att.	13	SIMON, KJ vs McNeese (11/28/22)
	11	SEARS, Jordan vs Lindenwood (01/26/23)
	11	SEARS, Jordan at Little Rock (12/29/22)
	11	SEARS, Jordan vs Prairie View A&M (11/20/22)
	11	STEWART, Parker vs Prairie View A&M (11/20/22)
FT Pct (min 6 made)	1.000 (7-7)	SEARS, Jordan at Eastern Illinois (02/09/23)
	1.000 (6-6)	SEARS, Jordan at Tennessee Tech (02/18/23)
Rebounds	16	CURRY, KK vs Morehead State (12/31/22)
	13	CURRY, KK vs Southeast Missouri (01/05/23)
Assists	8	SEARS, Jordan at Tennessee Tech (02/18/23)
	6	SIMON, KJ at Tennessee Tech (02/18/23)
	6	SIMON, KJ vs Eastern Illinois (01/21/23)
	6	JEFFRIES, Koby vs McNeese (11/28/22)
	6	JEFFRIES, Koby vs Champion Christian (11/12/22)
Steals	6	STEWART, Parker vs Harris-Stowe (11/15/22)
	5	SIMON, KJ at Southeast Missouri (01/19/23)
	5	WILLIAMS, Desmond vs Chicago State (12/11/22)
Blocked Shots	5	SIMON, KJ vs Southern Indiana (01/28/23)
	5	SIMON, KJ vs Lindenwood (01/26/23)
Turnovers	6	SIMON, KJ at Southeast Missouri (01/19/23)
	5	STEWART, Parker vs Eastern Illinois (01/21/23)
	5	STEWART, Parker at Pitt (11/07/22)
	5	SIMON, KJ at Pitt (11/07/22)



OPPONENT INDIVIDUAL GAME-HIGHS

Points	29	Trae English vs McNeese (11/28/22)
	29	Xavier Hall vs Champion Christian (11/12/22)
	28	Phillip Russell vs Southeast Missouri (01/05/23)
	27	Ray'Sean Taylor at SIUE (02/02/23)
	27	Blake Hinson at Pitt (11/07/22)
Field Goals Made	11	Jahsean Corbett vs Chicago State (12/11/22)
	11	Trae English vs McNeese (11/28/22)
Field Goal Att.	21	Alex Nunnally vs Harris-Stowe (11/15/22)
	20	Phillip Russell vs Southeast Missouri (01/05/23)
	20	Trae English vs McNeese (11/28/22)
FG Pct (min 5 made)	.857 (6-7)	Federiko Federiko at Pitt (11/07/22)
	.750 (9-12)	Jacob Polakovich at Southern Indiana (01/14/23)
	.750 (9-12)	Connor Guthrie vs Bethel (12/13/22)
	.750 (6-8)	Tajion Jones at UNC Asheville (12/03/22)
3-Point FG Made	7	Xavier Hall vs Champion Christian (11/12/22)
	6	Phillip Russell vs Southeast Missouri (01/05/23)
3-Point FG Att.	13	Trevor Lakes vs Southern Indiana (01/28/23)
	13	Phillip Russell vs Southeast Missouri (01/05/23)
3-Pt FG Pct (min 3 made)	1.000 (3-3)	CJ Lane at Eastern Illinois (02/09/23)
	1.000 (3-3)	Jacob Tracey at Lindenwood (02/04/23)
	1.000 (3-3)	Markise Davis at Arkansas State (11/22/22)
Free Throws Made	13	Myron Gardner at Little Rock (12/29/22)
	12	Drew Pember at UNC Asheville (12/03/22)
Free Throw Att.	19	Myron Gardner at Little Rock (12/29/22)
	12	Jr. Clay at Tennessee State (01/12/23)
	12	Drew Pember at UNC Asheville (12/03/22)
FT Pct (min 6 made)	1.000 (12-12)	Drew Pember at UNC Asheville (12/03/22)
	1.000 (6-6)	Mark Freeman vs Morehead State (12/31/22)
	1.000 (6-6)	Drew Thelwell vs Morehead State (12/31/22)
	1.000 (6-6)	Kortrijk Miles vs Prairie View A&M (11/20/22)
Rebounds	20	Jacob Polakovich vs Southern Indiana (01/28/23)
	14	Alex Gross vs Morehead State (12/31/22)
Assists	8	Caleb Donaldson at Eastern Illinois (02/09/23)
	7	Jacob Tracey at Lindenwood (02/04/23)
	7	Isaiah Swope vs Southern Indiana (01/28/23)
	7	Caleb Fields at Arkansas State (11/22/22)
	7	Jamarius Burton at Pitt (11/07/22)
	7	Nelly Cummings at Pitt (11/07/22)
Steals	6	Will Douglas vs Prairie View A&M (11/20/22)
	5	Myles Burns at Ole Miss (11/18/22)
Blocked Shots	5	Drew Pember at UNC Asheville (12/03/22)
	4	Keenon Cole at Lindenwood (02/04/23)
	4	Adong Makuoi at Tennessee State (01/12/23)
Turnovers	8	Jacob Polakovich at Southern Indiana (01/14/23)
	5	DeeJuan Pruitt vs SIUE (02/16/23)
	5	Caleb Donaldson at Eastern Illinois (02/09/23)
	5	Keenon Cole vs Lindenwood (01/26/23)
	5	Omar El-Sheikh at Arkansas State (11/22/22)
	5	Alex Nunnally vs Harris-Stowe (11/15/22)
	5	Jamarric Hammond vs Harris-Stowe (11/15/22)
	5	Ariyon Williams vs Champion Christian (11/12/22)
	5	Jason Garcia vs Champion Christian (11/12/22)



UT MARTIN SKYHAWKS

LAST TIME IT HAPPENED



FOR UT MARTIN

UTM as a team...

Scored 100+ points..... 100 at Tennessee Tech (2/18/23)
 Scored fewer than 40 points 37 at #23 Butler (12/22/14)
 Shot 60% FG or better... 61.2 percent (30-49) vs. Southeast Missouri (2/14/19)
 Shot less than 30% FG..... 29.8 percent (17-57) at Morehead State (1/23/21)
 Made 30+ free throws 30 vs. Southeast Missouri (1/5/23)
 Attempted 30+ free throws 31 vs. Southern Indiana (1/28/23)
 Had 10+ blocks 12 vs. Tennessee State (2/5/22)
 Grabbed 50+ rebounds 56 vs. Crowley's Ridge (12/19/22)
 Grabbed less than 20 rebounds 19 vs. Tennessee Tech (12/31/11)
 Grabbed 20+ offensive rebounds 20 vs. Champion Christian (11/12/22)
 Handed out 25+ assists 25 at Tennessee Tech (2/18/23)
 Made 10+ three-pointers 10 at Tennessee Tech (2/18/23)
 Did not make a 3-pointer..... vs. Murray State (2/3/01)
 Played an overtime game W, 86-83 vs. Southern Indiana (1/28/23)
 Played a multiple overtime game... W (2OT), 93-87 vs. Evansville (12/2/20)

A UTM player...

Scored 40+ points..... Lester Hudson (42) vs. Tennessee Tech (3/3/09)
 Scored 30-39 points Parker Stewart (32) at Tennessee Tech (2/18/23)
 Made 15+ free throws Cameron Holden (15) vs. Bethel (12/15/20)
 Made 10-14 free throws... Cameron Holden (11) at Eastern Illinois (2/27/21)
 Had a double-double..... KJ Simon (22 points, 10 rebounds)
 at Tennessee Tech (2/18/23)
 Had a pts-ast double-double..... Fatodd Lewis (34 points, 12 assists)
 vs. UC Clermont (12/10/17)
 Had a triple-double..... Fatodd Lewis (34 points, 16 rebounds, 12 assists)
 vs. UC Clermont (12/10/17)
 Had 5+ blocks..... KJ Simon (5) vs. Southern Indiana (1/28/23)
 Had 5+ steals..... KJ Simon (5) at Southeast Missouri (1/19/23)
 Grabbed 20+ rebounds Quintin Dove (20) vs. SIUE (2/27/20)
 Grabbed 15-19 rebounds..... KK Curry (16) vs. Morehead State (12/31/22)
 Handed out 10+ assists Preston Parks (11) vs. Brescia (12/15/18)
 Made 8+ three-pointers Parker Stewart (8) at Tennessee Tech (2/18/23)
 Made 5-7 three-pointers..... KJ Simon (5) at Little Rock (12/29/22)
 Completed a 4-point play Derek Hawthorne, Jr. vs. Belmont (1/11/20)
 Hit a GW buzzer-beater..... Ajani Kennedy vs. Austin Peay (2/8/21)

Two UT Martin players had...

25+ points Derek Hawthorne, Jr. (30) and Quintin Dove (27)
 vs. Southeast Missouri (2/29/20)
 20+ points Parker Stewart (32), KJ Simon (22) and Chris Nix (20)
 at Tennessee Tech (2/18/23)
 Double-doubles Fatodd Lewis (34 points, 16 rebounds, 12 assists)
 and Jailen Gill (10 points, 10 rebounds) vs. UC Clermont (12/10/17)

UTM had...scorers in double-figures

Seven..... Andres Irrarrazabal (15), Troy King (11), Terence Smith (11),
 Benzor Simmons (11), Mike Liabo (11), Reuben Clayton (10),
 Dane Smith (10) vs. Southeast Missouri (1/20/11)
 Six... Darius Simmons (18), KJ Simon (16), KK Curry (16), Bernie Andre (13),
 Josiah Morris (12), Chris Nix (10) vs. Carver College (11/24/21)
 Five..... Chris Nix (19), Parker Stewart (19), KJ Simon (16),
 Jordan Sears (15), Jalen Myers (10) vs. Eastern Illinois (1/21/23)
 Zero at Ole Miss (12/22/20)

AGAINST UT MARTIN

Opponent as a team...

Scored 100+ points..... 113 at Eastern Kentucky (1/21/21)
 Scored fewer than 40 points 29 vs. Champion Baptist (11/20/14)
 Shot 60% FG or better..... 61.4 percent (35-57) vs. Belmont (1/8/22)
 Shot less than 30% FG..... 26.7 percent (16-60) vs. Carver College (11/24/21)
 Made 30+ free throws 33 at Murray State (1/5/14)
 Attempted 30+ free throws 30 at Eastern Illinois (2/9/23)
 Had 10+ blocks 10 at Pitt (11/7/22)
 Grabbed 50+ rebounds 50 vs. Southern Indiana (1/28/23)
 Grabbed less than 20 rebounds..... 19 vs. Eastern Illinois (1/29/15)
 Grabbed 20+ offensive rebounds 24 vs. SIUE (1/24/22)
 Handed out 25+ assists 27 vs. Belmont (1/8/22)
 Made 10+ three-pointers 12 at Tennessee Tech (2/18/23)
 Played an overtime game L, 86-83 vs. Southern Indiana (1/28/23)
 Played a multiple overtime game..... L (2OT), 93-87 vs. Evansville (12/2/20)

An opposing player...

Scored 40+ points..... Josh Gomes (40) at Eastern Illinois (2/7/04)
 Scored 30-39 points KJ Williams (33) at Murray State (1/22/22)
 Made 15+ free throws Mike Robinson (16) vs. Eastern Illinois (2/10/07)
 Made 10-14 free throws... Kinyon Hodges (10) vs. Eastern Illinois (1/21/23)
 Had a double-double..... Jaylen Sebree (25 points, 10 rebounds)
 at Tennessee Tech (2/18/23)
 Had a pts-ast double-double..... Kejuan Clements (15 points, 10 assists)
 at Eastern Illinois (2/12/22)
 Had a triple-double..... Isacc Miles (13 points, 10 rebounds, 11 assists)
 at Murray State (2/23/09)
 Had 5+ blocks..... Drew Pember (5) at UNC Asheville (12/3/22)
 Had 5+ steals..... Will Douglas (6) vs. Prairie View A&M (11/20/22)
 Grabbed 20+ rebounds... Jacob Polakovich (20) vs. Southern Indiana (1/28/23)
 Grabbed 15-19 rebounds..... KJ Williams (15) at Murray State (1/22/22)
 Handed out 10+ assists... Kejuan Clements (10) at Eastern Illinois (2/12/22)
 Made 8+ three-pointers Trae Berhow (8) at Northern Iowa (11/19/19)
 Made 5-7 three-pointers... Jelani Simmons (5) vs. Southern Indiana (1/28/23)
 Completed a 4-point play Chris Harris vs. Southeast Missouri (1/5/23)
 Hit a GW buzzer-beater... Antonius Cleveland vs. Southeast Missouri (2/22/14)

Two opposing players had...

25+ points Zach Glotta (26) and Terry Taylor (25)
 at Austin Peay (2/23/19)
 20+ points Jaylen Sebree (25) and Brett Thompson (24)
 at Tennessee Tech (2/18/23)
 Double-doubles Ray/Sean Taylor (27 points, 10 rebounds)
 and DeJuan Pruitt (11 points, 13 rebounds) at SIUE (2/2/23)

Opponent had...scorers in double-figures

Seven..... Jared Prickett (21), Tony Delk (17), Roderick Rhodes (16),
 Antoine Walker (15), Andre Riddick (11), Mark Pope (11),
 Walter McCarty (10) at #4 Kentucky (11/26/94)
 Six..... Drew Pember (18), Tajion Jones (17), Fletcher Abee (17),
 ... Nick McMullen (13), Trent Stephney (11), Jamon Battle (11) at UNC Asheville (12/3/22)
 Five..... Jayvis Harvey (23), Jaylen Sebree (14), Ty Perry (13),
 Diante Wood (10), Brett Thompson (10) vs. Tennessee Tech (1/7/23)
 Zero vs. Cumberland (11/15/16)



UT MARTIN SKYHAWKS

SCOUTING THE OPPONENT



Game Records										Score by Periods									
Record	Overall	Home	Away	Neutral	Team	1st	2nd	OT	TOT	Team	1st	2nd	OT	TOT	Team	1st	2nd	OT	TOT
ALL GAMES	11-12	13-1	3-1	1-1	Tennessee St.	1080	1167	0	2247	Opponents	1012	1123	0	2135					
CONFERENCE	9-7	6-2	3-5	0-0															
NON-CONFERENCE	8-5	7-1	0-3	1-1															

Team Statistics					Team Results				
		TSU	OPP	Date	Opponent	Score	Att.		
Scoring	2247	2135	11/07/2022	Fisk	W	85-75	8967		
Points per game	77.5	73.6	11/12/2022	South Carolina St.	W	80-61	1307		
Scoring margin	+3.9		11/14/2022	Alabama A&M	W	87-76	5619		
Field goals-att	780-1727	725-1670	11/17/2022	at Southern Ill.	L	74-57	3760		
Field goal pct	.452	.434	11/21/2022	vs CSUN	W	74-73	321		
3 point fg-att	256-715	215-619	11/23/2022	vs High Point	L	72-77	307		
3 point FG pct	.358	.347	11/30/2022	at Saint Louis	L	63-80	5025		
3pt FG made per game	9.8	7.4	12/03/2022	at Austin Peay	L	71-77	1736		
Free throws-att	431-620	470-632	12/06/2022	Boycue	W	103-49	257		
Free throw pct	.695	.744	12/11/2022	Lipscomb	W	90-85	708		
F-Throws made per game	14.9	16.2	12/14/2022	Charleston So.	L	87-91	537		
Rebounds	1045	1028	12/17/2022	Bryan	W	89-78	378		
Rebounds per game	36.0	35.4	12/20/2022	Brescia	W	98-83	427		
Rebounding margin	+0.6		12/29/2022	Mohrhead St.	L	75-83	437		
Assists	384	359	12/31/2022	Little Rock	W	94-69	590		
Assists per game	13.2	12.4	01/05/2023	at SIUE	L	72-81	1187		
Turnovers	367	396	01/07/2023	at Lindenwood	W	60-57	1517		
Turnovers per game	12.7	13.7	01/12/2023	UT Martin	L	66-77	372		
Turnover margin	+1.0	-	01/14/2023	at Tennessee Tech	L	63-71	1573		
Assist/turnover ratio	1.0	0.9	01/26/2023	Eastern Ill.	L	69-74	631		
Steals	164	181	01/28/2023	at Little Rock	L	77-89	3446		
Steals per game	5.7	6.2	01/26/2023	at Southeast Mo. St.	L	75-92	1267		
Blocks	91	87	01/28/2023	Lindenwood	W	83-66	1285		
Blocks per game	3.1	3.0	02/01/2023	at Southern Ind.	W	70-76	1676		
Winning streak	1	-	02/04/2023	at Eastern Ill.	W	65-61	1528		
Home win streak	6	-	02/09/2023	Southeast Mo. St.	W	85-65	6691		
Attendance	42333	26135	02/11/2023	Tennessee Tech	W	67-53	4347		
Home Games-Avg/Game	16-2646	11-2376	02/14/2023	at Morehead St.	L	74-74	2468		
			02/18/2023	SIUE	W	100-85	4119		

A headshot of Brian "Penny" Collins, a Black man with short dark hair and a beard, wearing glasses and a dark suit jacket over a white shirt. He is smiling slightly and looking towards the camera. The background is a solid blue color.

HEAD COACH

Brian "Penny" Collins
Belmont, 2006

Career Record: 62-85 (Fifth Season)

School Record: Same

No.	Name	Pos.	Ht.	Wt.	Class	Hometown (Previous School)
0	Zion Griffin	F	6-7	215	Gr.	Chicago, Ill. (Illinois-Chicago)
1	Marcus Fitzgerald, Jr.	G	6-2	175	So.	Nashville, Tenn. (Pearl-Cohn HS)
2	Christian Brown	F	6-6	215	Jr.	Hopkins, SC (Georgia)
3	Ethan Riggs Abner	G	6-6	195	So.	Mt. Juliet, Tenn. (Green Hill HS)
4	Jr. Clay	G	6-0	170	Gr.	Chattanooga, Tenn. (Tennessee Tech)
5	Tajik Bartholomew	G	6-3	180	Jr.	Austin, Texas (Tohono O'odham CC)
10	Adong Makuoi	C	6-9	220	Gr.	Edmonton, Alberta, Canada (Northern Illinois)
11	Justin Williams	G	6-3	185	So.	Los Angeles, Calif. (West Los Angeles College)
12	Learic Davis	G/F	6-7	175	Fr.	Milwaukee, Wis. (Milwaukee Bradley Tech HS)
13	Zool Kueth	F	6-7	210	Gr.	Gallatin, Tenn. (Northern Illinois)
20	Dedric Boyd	G	6-4	195	R-Sr.	Brownsville, Tenn. (Illinois State)
23	Emmanuel Dowuona	F	6-10	245	R-Jr.	Miami, Fla. (Purdue)
30	Jalen Anglin	G	6-4	180	Fr.	Atwood, Tenn. (West Carroll HS)
44	David Acosta	F	6-11	245	Jr.	Santiago, Dominican Republic (Cloud County CC)
55	Knute Wood	G	6-4	185	Fr.	Killen, Ala. (Brooks HS)

ALL-TIME SERIES HISTORY BREAKDOWN

Tennessee State leads 36-30

UTM Record in Martin: 17-13

Largest UTM Win: 27 (100-73 on Feb. 7, 2009)

Largest UTM Loss: 32 (80-48 on Jan. 10, 2013)

Date	H/A/N	Result	Date	H/A/N	Result
12/5/66	A	L, 64-51	2/6/03	A	W, 95-75
12/8/76	A	W, 51-49	1/22/04	A	W, 78-69
2/8/77	H	W, 65-63	2/21/04	H	L, 81-72
12/3/77	A	L, 83-53	1/20/05	H	L, 92-76
1/4/78	H	W, 66-58	2/19/05	A	W, 74-68
1/3/79	H	L, 68-56	1/7/06	A	L, 85-82
1/15/79	A	L, 83-67	2/9/06	H	W, 71-68
1/14/80	A	L, 92-72	1/6/07	H	W, 73-65
2/6/80	A	L, 83-76	2/6/07	A	W, 76-74
12/22/80	A	L, 62-58	1/7/08	A	W, 75-74
1/20/81	H	W, 68-67	2/7/08	H	W, 91-80
1/23/92	A	L, 66-49	1/10/09	H	W, 78-65
1/25/93	A	L, 85-67	2/7/09	A	W, 100-73
2/15/93	H	L, 79-70	1/9/10	A	L, 73-59
2/2/94	A	L, 94-79	2/6/10	H	L, 74-68
2/9/94	H	L, 93-80	1/8/11	H	L, 67-64
1/7/95	A	L, 78-66	2/5/11	A	L, 56-47
2/8/95	H	L, 87-74	3/2/11*	N	W, 68-64
1/8/96	A	L, 83-78 (OT)	12/29/11	A	L, 83-67
2/3/96	H	W, 71-67	1/26/12	H	L, 72-59
1/11/97	H	W, 65-54	1/10/13	A	L, 80-48
2/10/97	A	L, 86-84 (2OT)	1/13/14	H	W, 100-81
1/22/98	A	L, 74-70	2/26/15	A	W, 69-52
2/19/98	H	L, 68-53	2/25/16	H	W, 72-56
1/23/99	H	L, 67-56	1/7/17	A	L, 76-65
2/20/99	A	L, 66-57 (OT)	12/28/17	H	W, 63-60 (OT)
1/18/00	H	W, 75-59	1/31/19	A	L, 68-67
2/21/00	A	L, 74-71	3/2/19	H	W, 91-86
1/25/01	H	L, 93-76	1/9/20	H	W, 87-74
2/6/01	A	W, 93-77	1/7/21	A	L, 74-62
1/12/02	A	W, 91-79	1/6/22	A	W, 94-78
2/7/02	H	W, 84-78	2/5/22	H	L, 69-61
1/11/03	H	W, 106-86	1/12/23	A	W, 77-66



UT MARTIN SKYHAWKS

AROUND THE OVC



LEAGUE STANDINGS

(Through Feb. 21)

CONFERENCE							OVERALL						
School.....	W.....	L.....	Pct.....	Home.....	Away.....	Strk	W.....	L.....	Pct.....	Home...	Away...	Neut...	Strk
Morehead State.....	12....	4.....	.750.....	7-1.....	5-3.....	W3	19.....	10...	.655.....	13-2.....	6-8.....	0-0.....	W3
UT Martin.....	10....	6.....	.625.....	7-1.....	3-5.....	W3	18.....	11...	.621.....	14-1.....	4-10.....	0-0.....	W3
Southeast Missouri....	10....	6.....	.625.....	7-2.....	3-4.....	W2	15.....	14...	.517.....	9-4.....	5-9.....	1-1.....	W2
Tennessee State.....	9.....	7.....	.563.....	6-2.....	3-5.....	W1	17.....	12...	.586.....	13-3.....	3-8.....	1-1.....	W1
Tennessee Tech.....	9.....	7.....	.563.....	7-2.....	2-5.....	L1	13.....	16...	.448.....	11-5.....	2-11.....	0-0.....	L1
SIUE.....	8.....	8.....	.500.....	4-3.....	4-5.....	L3	17.....	12...	.586.....	8-4.....	7-8.....	2-0.....	L3
Southern Indiana.....	8.....	8.....	.500.....	5-3.....	3-5.....	L1	15.....	14...	.517.....	10-3.....	4-11.....	1-0.....	L1
Eastern Illinois.....	5.....	11....	.313.....	4-3.....	1-8.....	L2	9.....	20...	.310.....	6-7.....	3-12.....	0-1.....	L2
Little Rock.....	5.....	11....	.313.....	4-5.....	1-6.....	W1	9.....	20...	.310.....	8-5.....	1-15.....	0-0.....	W1
Lindenwood.....	4.....	12....	.250.....	3-4.....	1-8.....	L4	9.....	20...	.310.....	7-4.....	2-14.....	0-2.....	L4

THIS WEEK'S SCHEDULE

Wednesday, February 22

*Morehead State at Eastern Illinois, 7:30 p.m.

Thursday, February 23

*Little Rock at SIUE, 7:30 p.m.

*Tennessee Tech at Southern Indiana, 7:30 p.m.

*Tennessee State at UT Martin, 8 p.m.

*Southeast Missouri at Lindenwood, 8 p.m.

Saturday, February 25

*UT Martin at Morehead State, 2 p.m.

*Little Rock at Lindenwood, 3:30 p.m.

*Tennessee Tech at Eastern Illinois, 3:30 p.m.

*Southern Indiana at Tennessee State, 3:30 p.m.

*Southeast Missouri at SIUE, 3:30 p.m.

LAST WEEK'S RESULTS

Thursday, February 16

*@Southeast Missouri 78, Eastern Illinois 64

*@Tennessee Tech 77, Lindenwood 68

*Southern Indiana 82, @Little Rock 81

*@UT Martin 90, SIUE 84

*@Morehead State 74, Tennessee State 64

Saturday, February 18

*@Morehead State 71, Lindenwood 58

*UT Martin 100, @Tennessee Tech 91

*@Little Rock 81, Eastern Illinois 77 (OT)

*@Tennessee State 100, SIUE 85

*@Southeast Missouri 85, Southern Indiana 80



UT MARTIN SKYHAWKS

INDIVIDUAL GAME-BY-GAME



#0 KK CURRY

Forward • 6-6 • 205 • Junior
Cleveland, Tenn.
South Alabama

Date	Opp	Min	FG	3FG	FT	O-D-R	PF	A	TO	B	S	PTS
N7	@Pitt	18	2-3	0-0	0-0	2-3-5	1	0	0	0	0	4
N9	@YSU	17	2-2	0-0	4-4	0-3-3	2	1	2	2	1	8
N12	Champ	19	5-7	0-0	1-2	4-4-8	2	2	0	1	0	11
N15	HStowe	17	2-3	0-0	4-4	0-4-4	2	0	0	0	0	8
N18	@OleMS	23	5-7	0-0	2-2	0-3-3	4	0	1	0	4	12
N20	PVAM	29	6-9	0-1	3-3	1-7-8	3	0	2	1	3	15
N22	@ArkSt	27	0-3	0-0	2-2	1-0-1	2	0	0	1	1	2
N28	McNeese	24	2-5	0-0	3-7	1-4-5	4	1	0	0	2	7
D3	@UNCA	31	7-10	0-0	1-1	1-4-5	2	2	3	1	2	15
D11	ChcgoSt	34	1-3	0-0	3-4	4-3-7	3	1	3	0	2	5
D13	Bethel	27	4-5	2-2	5-8	1-9-10	0	2	1	1	4	15
D17	@BGSU	30	3-7	0-1	2-2	2-2-4	4	0	0	1	1	8
D19	CrwRdg	14	3-4	0-0	1-4	2-8-10	1	1	1	0	1	7
D29	@LR	24	3-4	0-1	5-6	3-2-5	2	0	1	0	1	11
D31	MOR	30	4-8	0-0	6-8	5-11-16	3	0	1	1	0	14
J5	SEMO	33	6-8	0-0	3-5	2-11-13	1	1	2	1	1	15
J7	TTU	16	1-3	0-0	0-0	0-1-1	3	0	2	0	0	2
J12	@TSU	27	3-4	0-0	7-10	0-6-6	1	0	3	1	1	13
J14	@USI	19	2-7	1-2	2-2	1-2-3	0	0	1	0	1	7
J19	@SEMO	---	---	---	---	-DNP-	---	---	---	---	---	---
J21	EIU	---	---	---	---	-DNP-	---	---	---	---	---	---
J26	LWU	24	3-3	0-0	2-5	0-10-10	0	1	1	0	3	8
J28	USI	34	6-9	0-0	1-4	1-6-7	3	1	2	0	2	13
F2	@SIUE	22	3-6	0-1	0-0	1-4-5	2	0	1	0	0	6
F4	@LWU	24	1-3	0-0	0-0	2-5-7	2	0	1	0	1	2
F9	@EIU	10	0-1	0-0	2-2	1-4-5	1	0	1	1	0	2
F11	LR	17	3-5	0-1	2-2	2-5-7	1	0	0	0	0	8
F16	SIUE	23	4-7	1-2	0-1	2-2-4	3	1	1	0	0	9
F18	@TTU	10	2-4	0-1	3-5	3-0-3	2	1	1	0	0	7
F23	TSU											
F25	@MOR											

CAREER-HIGHS

Points..... 24 (twice), last vs. Morehead State (2/16/22)
Field Goals..... 10 vs. Morehead State (2/16/22)
Field Goal Attempts..... 18 vs. Morehead State (2/16/22)
3-Pointers Made..... 2 (twice), last vs. Bethel (12/13/22)
3-Pointers Attempted..... 3 at Tennessee Tech (2/26/22)
Free Throws Made..... *10 at Alabama A&M (12/19/20)
Free Throw Attempts..... *14 at Alabama A&M (12/19/20)
Rebounds..... 16 vs. Morehead State (12/31/22)
Assists..... 4 vs. Carver College (11/24/21)
Blocked Shots..... 3 (4 times), last vs. Eastern Illinois (1/27/22)
Steals..... 4 (twice), last vs. Bethel (12/13/22)
Minutes Played..... 35 (twice), last at Florida Atlantic (11/19/21)

*set while playing for South Alabama



#1 KOBY JEFFRIES

Guard • 6-3 • 190 • R-Sophomore
Memphis, Tenn.
UAB

Date	Opp	Min	FG	3FG	FT	O-D-R	PF	A	TO	B	S	PTS
N7	@Pitt	30	3-11	0-3	0-0	0-5-5	1	2	1	0	1	6
N9	@YSU	12	0-2	0-0	1-2	0-1-1	2	1	2	1	1	1
N12	Champ	19	2-7	0-2	0-2	0-3-3	2	6	2	0	3	4
N15	HStowe	19	2-3	1-2	3-4	0-4-4	2	2	2	0	0	8
N18	@OleMS	15	0-1	0-0	1-2	0-1-1	2	2	1	0	0	1
N20	PVAM	17	1-2	0-1	0-1	0-1-1	0	1	2	0	1	2
N22	@ArkSt	12	0-2	0-0	0-0	1-3-4	0	2	0	0	0	0
N28	McNeese	15	1-1	0-0	3-4	0-3-3	0	6	1	1	0	5
D3	@UNCA	22	5-7	0-1	1-1	0-2-2	2	3	2	0	1	11
D11	ChcgoSt	24	2-2	1-1	1-2	0-1-1	1	3	1	1	0	6
D13	Bethel	20	2-4	0-1	0-0	0-2-2	0	2	3	0	2	4
D17	@BGSU	14	0-4	0-3	2-2	1-1-2	1	1	1	0	0	2
D19	CrwRdg	27	3-7	0-3	2-2	1-6-7	2	3	0	2	0	8
D29	@LR	6	0-1	0-0	1-2	0-0-0	2	1	2	0	0	1
D31	MOR	17	2-3	1-2	0-0	0-2-2	1	1	2	0	0	5
J5	SEMO	18	1-1	0-0	9-10	0-3-3	3	2	1	0	0	11
J7	TTU	35	7-10	1-2	0-0	0-2-2	2	4	2	0	0	15
J12	@TSU	30	2-7	0-1	0-0	2-1-3	4	3	0	1	0	4
J14	@USI	25	1-4	0-1	0-0	0-4-4	2	0	2	0	1	2
J19	@SEMO	9	0-1	0-1	2-2	0-1-1	1	1	1	0	0	2
J21	EIU	---	---	---	---	-DNP-	---	---	---	---	---	---
J26	LWU	23	0-4	0-2	3-4	1-1-2	1	1	3	0	1	3
J28	USI	14	1-4	0-1	0-0	0-3-3	0	0	1	0	1	2
F2	@SIUE	26	2-4	0-1	3-4	1-2-3	2	4	2	0	1	7
F4	@LWU	12	2-5	1-3	0-0	0-0-0	1	0	1	0	0	5
F9	@EIU	5	0-0	0-0	0-0	0-0-0	0	4	0	0	1	0
F11	LR	11	1-4	0-2	0-0	0-1-1	0	2	1	0	0	2
F16	SIUE	6	1-1	0-0	0-0	0-0-0	1	0	1	0	3	2
F18	@TTU	12	0-0	0-0	0-0	0-2-2	2	1	0	0	1	0
F23	TSU											
F25	@MOR											

CAREER-HIGHS

Points..... 15 vs. Tennessee Tech (1/7/23)
Field Goals..... 7 vs. Tennessee Tech (1/7/23)
Field Goal Attempts..... 11 at Pitt (11/7/22)
3-Pointers Made..... 2 (twice), last at Eastern Illinois (2/12/22)
3-Pointers Attempted..... 3 (5 times), last at Lindenwood (2/4/23)
Free Throws Made..... 9 vs. Southeast Missouri (1/5/23)
Free Throw Attempts..... 10 vs. Southeast Missouri (1/5/23)
Rebounds..... 7 vs. Crowley's Ridge (12/19/22)
Assists..... 9 vs. Miami-Hamilton (11/13/21)
Blocked Shots..... 2 (3 times), last vs. Crowley's Ridge (12/19/22)
Steals..... 6 at Morehead State (1/12/22)
Minutes Played..... 40 vs. Morehead State (2/16/22)



UT MARTIN SKYHAWKS

INDIVIDUAL GAME-BY-GAME



#2 KJ SIMON
Guard • 6-3 • 195 • Senior
Orlando, Fla.
Bethune-Cookman

Date	Opp	Min	FG	3FG	FT	O-D-R	PF	A	TO	B	S	PTS
N7	@Pitt	26	4-11	0-2	3-7	2-3-5	3	0	5	0	0	11
N9	@YSU	30	9-16	1-2	0-5	1-4-5	4	2	4	1	2	19
N12	Champ	21	8-12	0-2	1-2	3-2-5	0	3	2	1	2	17
N15	HStowe	22	9-14	0-3	0-0	4-3-7	1	5	0	1	3	18
N18	OleMS	29	3-11	1-3	0-0	1-3-4	5	2	3	1	2	7
N20	PVAM	---	---	---	---	-DNP-	---	---	---	---	---	---
N22	@ArkSt	23	5-12	1-4	3-4	0-1-1	4	3	1	1	0	14
N28	McNeese	34	6-15	2-6	8-13	1-4-5	1	3	0	1	1	22
D3	@UNCA	31	7-17	3-5	3-4	2-3-5	1	4	1	0	4	20
D11	ChcgoSt	28	6-15	1-4	0-0	0-1-1	0	1	3	1	2	13
D13	Bethel	23	9-14	3-4	1-3	0-1-1	0	2	0	0	0	22
D17	@BGSU	18	5-8	1-2	1-2	1-3-4	3	3	1	2	2	12
D19	CrwRdg	21	7-15	0-3	2-4	1-5-6	1	3	1	1	2	16
D29	@LR	33	8-19	5-10	3-3	2-5-7	4	1	2	2	0	24
D31	MOR	36	4-14	0-3	4-6	1-3-4	4	0	0	2	2	12
J5	SEMO	29	2-9	0-2	7-8	1-3-4	0	1	2	0	1	11
J7	TTU	37	9-17	1-5	0-0	0-5-5	4	3	1	0	3	19
J12	@TSU	9	1-2	0-0	0-0	0-0-0	1	1	0	0	2	2
J14	@USI	---	---	---	---	-DNP-	---	---	---	---	---	---
J19	@SEMO	27	7-12	0-1	0-2	1-2-3	4	1	6	0	5	14
J21	EIU	32	7-13	0-2	2-2	2-4-6	3	6	3	1	1	16
J26	LWU	32	6-14	1-3	3-6	2-8-10	0	1	2	5	2	16
J28	USI	40	7-10	4-4	3-8	1-11-12	3	3	1	5	1	21
F2	@SIUE	22	4-12	0-3	5-6	1-2-3	4	0	1	0	0	13
F4	@LWU	35	6-15	1-3	1-2	5-2-7	1	2	0	2	1	14
F9	@EIU	35	5-13	0-4	2-4	0-2-2	2	4	4	1	1	12
F11	LR	32	6-12	1-2	1-2	0-5-5	1	2	1	0	1	14
F16	SIUE	23	3-8	0-1	0-2	0-4-4	1	2	2	1	0	6
F18	@TTU	34	8-12	2-3	4-4	2-8-10	5	6	1	2	0	22
F23	TSU											
F25	@MOR											

CAREER-HIGHS

Points.....30 vs. UNC Asheville (12/14/21)
Field Goals.....13 vs. UNC Asheville (12/14/21)
Field Goal Attempts.....22 vs. UNC Asheville (12/14/21)
3-Pointers Made.....5 (twice), last at Little Rock (12/29/22)
3-Pointers Attempted.....10 (twice), last at Little Rock (12/29/22)
Free Throws Made.....9 vs. SIUE (1/24/22)
Free Throw Attempts.....13 vs. McNeese (11/28/22)
Rebounds.....12 (twice), last vs. Southern Indiana (1/28/23)
Assists.....6 (twice), last at Tennessee Tech (2/18/23)
Blocked Shots.....5 (3 times), last vs. Southern Indiana (1/28/23)
Steals.....5 (twice), last at Southeast Missouri (1/19/23)
Minutes Played.....40 (twice), last vs. Southern Indiana (1/28/23)



#3 JORDAN SEARS
Guard • 5-11 • 175 • Sophomore
Daytona Beach, Fla.
Gardner-Webb

Date	Opp	Min	FG	3FG	FT	O-D-R	PF	A	TO	B	S	PTS
N7	@Pitt	26	2-8	1-5	3-4	0-2-2	4	1	1	0	1	8
N9	@YSU	33	4-11	1-2	4-6	1-1-2	3	4	3	0	1	13
N12	Champ	22	1-4	1-2	1-2	0-5-5	1	4	3	0	2	4
N15	HStowe	22	2-5	1-3	2-2	1-2-3	0	4	2	1	1	7
N18	OleMS	16	3-4	0-0	1-2	0-1-1	2	1	4	0	2	7
N20	PVAM	33	4-9	1-3	9-11	1-3-4	1	3	4	1	1	18
N22	@ArkSt	27	4-7	1-1	3-5	0-6-6	0	1	1	0	3	12
N28	McNeese	11	1-4	0-2	0-0	1-0-1	1	1	2	0	1	2
D3	@UNCA	18	5-6	2-2	1-2	2-0-2	2	1	0	0	0	13
D11	ChcgoSt	19	2-4	0-1	0-0	1-1-2	2	1	1	0	0	4
D13	Bethel	28	3-9	1-3	4-4	2-5-7	3	5	0	2	1	11
D17	@BGSU	30	6-12	3-6	3-4	1-4-5	2	4	1	0	3	18
D19	CrwRdg	19	5-7	2-3	2-2	2-2-4	2	5	0	0	2	14
D29	@LR	28	2-12	0-4	8-11	0-0-0	2	0	4	0	1	12
D31	MOR	35	8-14	0-2	2-2	0-3-3	3	5	3	0	1	18
J5	SEMO	22	3-7	1-2	3-4	0-2-2	2	0	1	1	0	10
J7	TTU	---	---	---	---	-DNP-	---	---	---	---	---	---
J12	@TSU	29	8-16	1-3	4-5	0-4-4	1	2	1	0	2	21
J14	@USI	28	6-13	0-4	5-6	0-2-2	3	0	4	0	3	17
J19	@SEMO	31	8-10	2-3	2-2	1-3-4	1	4	4	0	0	20
J21	EIU	35	6-10	1-4	2-2	1-3-4	2	5	2	0	1	15
J26	LWU	34	3-11	1-6	9-11	0-5-5	1	3	4	1	0	16
J28	USI	33	11-19	3-7	7-9	0-2-2	2	5	1	0	1	32
F2	@SIUE	36	7-17	1-4	4-6	1-6-7	3	4	2	0	1	19
F4	@LWU	36	5-19	2-9	7-9	0-2-2	2	3	1	1	4	19
F9	@EIU	35	6-9	1-3	7-7	0-2-2	2	1	3	2	1	20
F11	LR	29	5-7	1-2	1-2	0-3-3	1	4	2	0	1	12
F16	SIUE	34	11-18	0-2	8-10	1-7-8	3	3	1	1	0	30
F18	@TTU	37	3-8	0-0	6-6	1-2-3	2	8	4	0	0	12
F23	TSU											
F25	@MOR											

CAREER-HIGHS

Points.....32 vs. Southern Indiana (1/28/23)
Field Goals.....11 (twice), last vs. SIUE (2/16/23)
Field Goal Attempts.....19 (twice), last at Lindenwood (2/4/23)
3-Pointers Made.....*6 vs. High Point (1/30/21)
3-Pointers Attempted.....9 (twice), last at Lindenwood (2/4/23)
Free Throws Made.....9 (twice), last vs. Lindenwood (1/26/23)
Free Throw Attempts.....11 (3 times), last vs. Lindenwood (1/26/23)
Rebounds.....8 (twice), last vs. SIUE (2/16/23)
Assists.....8 at Tennessee Tech (2/18/23)
Blocked Shots.....2 (twice), last at Eastern Illinois (2/9/23)
Steals.....*6 vs. Charleston Southern (1/25/21)
Minutes Played.....37 at Tennessee Tech (2/18/23)

*set while playing for Gardner-Webb



UT MARTIN SKYHAWKS

INDIVIDUAL GAME-BY-GAME



#4 JOSH ENDICOTT

Forward • 6-9 • 205 • Senior

Baxter, Tenn.

North Florida

Date	Opp	Min	FG	3FG	FT	O-D-R	PF	A	TO	B	S	PTS
N7	@Pitt	11	1-2	0-0	1-3	0-2-2	0	0	1	0	0	3
N9	@YSU	16	2-3	0-0	0-0	3-2-5	2	1	2	0	0	4
N12	Champ	18	1-4	0-1	4-4	1-3-4	0	1	0	0	1	6
N15	HStowe	15	1-2	0-1	0-0	1-6-7	1	0	1	1	1	2
N18	@OleMS	2	1-1	0-0	0-0	0-0-0	1	0	0	1	0	2
N20	PVAM	---	---	---	---	-DNP-	---	---	---	---	---	---
N22	@ArkSt	13	1-1	1-1	0-0	1-1-2	1	0	0	0	0	3
N28	McNeese	14	0-2	0-2	0-0	1-3-4	1	0	2	0	0	0
D3	@UNCA	13	0-0	0-0	0-0	2-0-2	3	0	0	0	0	0
D11	ChgoSt	---	---	---	---	-DNP-	---	---	---	---	---	---
D13	Bethel	27	3-7	1-2	2-4	4-5-9	3	3	2	0	0	9
D17	@BGSU	7	0-1	0-0	0-0	0-1-1	1	0	1	0	0	0
D19	CrwRdg	18	1-4	0-3	4-4	0-3-3	2	1	0	0	0	6
D29	@LR	---	---	---	---	-DNP-	---	---	---	---	---	---
D31	MOR	12	1-1	0-0	0-0	0-2-2	1	0	0	0	0	2
J5	SEMO	3	0-1	0-0	0-0	0-0-0	0	0	0	0	0	0
J7	TTU	11	2-4	0-1	0-0	0-2-2	0	0	1	2	0	4
J12	@TSU	9	2-3	0-1	0-0	0-2-2	1	0	0	0	0	4
J14	@USI	5	1-1	0-0	0-0	1-0-1	0	0	0	0	0	2
J19	@SEMO	16	2-4	1-2	0-0	0-3-3	2	1	2	0	1	5
J21	EIU	18	3-4	1-2	2-2	1-5-6	1	1	0	0	0	9
J26	LWU	3	0-0	0-0	0-0	0-0-0	0	0	1	0	0	0
J28	USI	15	0-1	0-1	1-2	1-2-3	1	0	1	0	0	1
F2	@SIUE	8	0-2	0-1	2-2	0-1-1	0	0	0	0	0	2
F4	@LWU	6	0-0	0-0	0-0	0-2-2	1	0	0	0	0	0
F9	@EIU	10	1-1	0-0	0-0	0-3-3	3	0	1	0	1	2
F11	LR	12	1-1	0-0	2-2	1-3-4	1	1	2	1	0	4
F16	SIUE	---	---	---	---	-DNP-	---	---	---	---	---	---
F18	@TTU	---	---	---	---	-DNP-	---	---	---	---	---	---
F23	TSU	---	---	---	---	---	---	---	---	---	---	---
F25	@MOR	---	---	---	---	---	---	---	---	---	---	---

CAREER-HIGHS

Points.....*18 (3 times), last vs. North Alabama (1/30/21)
 Field Goals.....*7 (4 times), last vs. North Alabama (1/30/21)
 Field Goal Attempts.....*12 at High Point (12/5/20)
 3-Pointers Made.....2 (4 times), last at Tennessee State (1/6/22)
 3-Pointers Attempted...3 (3 times), last vs. Crowley's Ridge (12/19/22)
 Free Throws Made.....6 vs. Tennessee Tech (1/15/22)
 Free Throw Attempts.....7 vs. Tennessee Tech (1/15/22)
 Rebounds.....*12 (twice), last at Lipscomb (1/16/21)
 Assists.....3 (7 times), last vs. Bethel (12/13/22)
 Blocked Shots.....2 (5 times), last vs. Tennessee Tech (1/7/23)
 Steals.....*2 vs. Trinity Baptist (11/18/19)
 Minutes Played.....*33 (3 times), last at Lipscomb (1/16/21)

*set while playing for North Florida



#5 CHRIS NIX

Forward • 6-9 • 220 • R-Junior

Bellevue, Tenn.

Columbia State CC

Date	Opp	Min	FG	3FG	FT	O-D-R	PF	A	TO	B	S	PTS
N7	@Pitt	18	1-4	0-0	0-0	0-4-4	4	0	2	1	0	2
N9	@YSU	22	3-4	0-0	0-1	2-4-6	5	2	1	1	0	6
N12	Champ	20	11-12	0-0	0-0	4-0-4	1	3	1	0	1	22
N15	HStowe	15	3-5	0-0	0-0	1-0-1	1	2	0	0	1	6
N18	@OleMS	25	5-8	0-0	0-2	5-4-9	5	2	1	0	0	10
N20	PVAM	25	3-5	0-0	1-2	5-3-8	3	3	4	3	1	7
N22	@ArkSt	23	1-5	0-0	1-2	2-5-7	5	1	2	1	1	3
N28	McNeese	25	1-3	0-0	0-0	4-3-7	4	2	1	0	0	2
D3	@UNCA	16	3-5	0-0	1-1	1-4-5	4	1	3	0	0	7
D11	ChgoSt	37	5-9	0-0	3-4	5-5-10	1	4	1	1	0	13
D13	Bethel	---	---	---	---	-DNP-	---	---	---	---	---	---
D17	@BGSU	23	3-5	0-0	0-0	1-7-8	4	0	0	2	0	6
D19	CrwRdg	11	1-4	0-0	0-0	1-1-2	0	2	0	0	0	2
D29	@LR	28	0-1	0-0	0-0	3-3-6	4	1	0	1	1	0
D31	MOR	22	0-2	0-0	0-1	1-7-8	3	0	0	0	1	0
J5	SEMO	29	4-6	0-0	1-1	4-4-8	4	2	1	0	3	9
J7	TTU	30	2-8	0-0	3-4	4-5-9	2	1	0	3	1	7
J12	@TSU	13	1-3	0-0	0-0	1-1-2	4	0	1	1	0	2
J14	@USI	27	4-7	0-0	1-2	1-1-2	4	3	0	0	0	9
J19	@SEMO	22	1-3	0-0	2-3	0-7-7	2	1	2	0	0	4
J21	EIU	25	7-7	0-0	5-8	0-3-3	3	3	2	3	1	19
J26	LWU	30	3-4	0-0	1-4	2-2-4	3	3	2	0	2	7
J28	USI	20	1-3	0-0	0-0	3-1-4	5	1	0	0	0	2
F2	@SIUE	20	1-2	0-0	0-0	1-5-6	5	1	2	0	0	2
F4	@LWU	28	3-7	0-0	0-2	2-5-7	2	1	2	0	0	6
F9	@EIU	23	2-3	0-0	0-1	4-4-8	5	3	1	0	0	4
F11	LR	28	0-3	0-0	3-4	3-5-8	1	1	1	1	1	3
F16	SIUE	29	2-4	0-0	0-0	3-5-8	3	3	1	0	0	4
F18	@TTU	31	9-12	0-0	2-2	2-3-5	3	4	0	0	0	20
F23	TSU	---	---	---	---	---	---	---	---	---	---	---
F25	@MOR	---	---	---	---	---	---	---	---	---	---	---

CAREER-HIGHS

Points.....22 vs. Champion Christian (11/12/22)
 Field Goals.....11 vs. Champion Christian (11/12/22)
 Field Goal Attempts.....12 (twice), last at Tennessee Tech (2/18/23)
 3-Pointers Made.....None
 3-Pointers Attempted.....None
 Free Throws Made.....6 at Tennessee State (1/6/22)
 Free Throw Attempts.....8 vs. Eastern Illinois (1/21/23)
 Rebounds.....11 (twice), last vs. Morehead State (2/16/22)
 Assists.....4 (twice), last at Tennessee Tech (2/18/23)
 Blocked Shots.....4 vs. Tennessee Tech (1/15/22)
 Steals.....3 (twice), last vs. Southeast Missouri (1/5/23)
 Minutes Played.....37 vs. Chicago State (12/11/22)



UT MARTIN SKYHAWKS

INDIVIDUAL GAME-BY-GAME



#10 DESMOND WILLIAMS

Guard • 6-1 • 180 • Junior
Montgomery, Ala.
Troy

Date	Opp	Min	FG	3FG	FT	O-D-R	PF	A	TO	B	S	PTS
N7	@Pitt	30	2-6	2-6	0-0	0-3-3	4	0	0	1	2	6
N9	@YSU	22	3-7	2-6	0-0	0-3-3	0	0	0	0	0	8
N12	Champ	16	3-8	3-7	0-0	0-7-7	0	3	1	0	3	9
N15	HStowe	22	3-10	3-10	0-0	0-1-1	2	3	0	0	0	9
N18	OleMS	25	3-8	3-8	1-2	1-1-2	2	3	2	0	1	10
N20	PVAM	37	3-9	3-8	0-0	0-0-0	3	3	0	0	1	9
N22	@ArkSt	32	3-9	2-6	0-0	0-2-2	1	2	1	0	2	8
N28	McNeese	26	4-9	4-9	0-0	0-0-0	4	1	1	0	0	12
D3	@UNCA	20	2-7	1-6	0-0	1-0-1	0	1	0	0	1	5
D11	ChcgoSt	33	4-14	3-12	1-2	0-0-0	1	3	2	0	5	12
D13	Bethel	25	2-10	2-7	0-0	0-1-1	3	2	1	0	0	6
D17	@BGSU	30	5-14	5-12	0-0	0-0-0	0	1	0	0	1	15
D19	CrwRdg	22	3-10	3-10	2-2	0-1-1	1	4	2	0	0	11
D29	@LR	26	5-11	3-8	0-0	0-3-3	3	2	3	0	0	13
D31	MOR	---	---	---	---	-DNP-	---	---	---	---	---	---
J5	SEMO	18	2-6	2-6	0-0	0-2-2	0	3	0	0	0	6
J7	TTU	37	2-7	2-7	0-0	0-5-5	3	3	0	0	0	6
J12	@TSU	23	4-10	4-8	4-4	0-4-4	4	1	1	0	0	16
J14	@USI	29	1-6	1-6	0-0	0-1-1	4	0	2	0	1	3
J19	@SEMO	27	4-6	3-5	0-0	0-1-1	1	0	1	0	2	11
J21	EIU	18	1-3	0-2	0-0	0-1-1	3	2	1	0	0	2
J26	LWU	32	1-5	1-4	0-0	1-1-2	1	2	1	0	1	3
J28	USI	12	0-3	0-3	0-0	0-0-0	1	1	0	0	0	0
F2	@SIUE	34	2-6	2-4	4-4	0-2-2	3	0	1	0	2	10
F4	@LWU	36	4-12	3-10	0-0	0-3-3	2	3	0	0	1	11
F9	@EIU	16	1-3	1-3	0-0	0-1-1	2	2	1	0	1	3
F11	LR	17	2-7	1-5	3-3	0-5-5	1	1	0	0	0	8
F16	SIUE	25	4-10	4-10	4-4	1-2-3	3	0	2	0	0	16
F18	@TTU	30	1-2	0-1	3-4	0-4-4	3	4	1	0	1	5
F23	TSU											
F25	@MOR											

CAREER-HIGHS

Points.....*23 at Georgia State (2/1/20)
Field Goals.....*6 (8 times), last vs. Abilene Christian (3/20/22)
Field Goal Attempts.....14 (3 times), last at Bowling Green (12/17/22)
3-Pointers Made.....*6 (twice), last vs. Arkansas State (2/10/22)
3-Pointers Attempted.....12 (twice), last at Bowling Green (12/17/22)
Free Throws Made.....*8 at Georgia State (2/1/20)
Free Throw Attempts.....*10 at Georgia State (2/1/20)
Rebounds.....7 (3 times), last vs. Champion Christian (11/12/22)
Assists.....*6 vs. Louisiana-Monroe (2/13/20)
Blocked Shots.....1 (11 times), last at Pitt (11/7/22)
Steals.....5 (twice), last vs. Chicago State (12/11/22)
Minutes Played.....*38 (twice), last vs. Coastal Carolina (2/27/21)

*set while playing for Troy



#11 GRANT HURST

Guard • 6-2 • 180 • Sophomore
Cleveland, Tenn.
Cleveland HS

Date	Opp	Min	FG	3FG	FT	O-D-R	PF	A	TO	B	S	PTS
N7	@Pitt	---	---	---	---	-DNP-	---	---	---	---	---	---
N9	@YSU	---	---	---	---	-DNP-	---	---	---	---	---	---
N12	Champ	---	---	---	---	-DNP-	---	---	---	---	---	---
N15	HStowe	---	---	---	---	-DNP-	---	---	---	---	---	---
N18	OleMS	---	---	---	---	-DNP-	---	---	---	---	---	---
N20	PVAM	---	---	---	---	-DNP-	---	---	---	---	---	---
N22	@ArkSt	---	---	---	---	-DNP-	---	---	---	---	---	---
N28	McNeese	---	---	---	---	-DNP-	---	---	---	---	---	---
D3	@UNCA	---	---	---	---	-DNP-	---	---	---	---	---	---
D11	ChcgoSt	---	---	---	---	-DNP-	---	---	---	---	---	---
D13	Bethel	---	---	---	---	-DNP-	---	---	---	---	---	---
D17	@BGSU	---	---	---	---	-DNP-	---	---	---	---	---	---
D19	CrwRdg	---	---	---	---	-DNP-	---	---	---	---	---	---
D29	@LR	---	---	---	---	-DNP-	---	---	---	---	---	---
D31	MOR	---	---	---	---	-DNP-	---	---	---	---	---	---
J5	SEMO	---	---	---	---	-DNP-	---	---	---	---	---	---
J7	TTU	---	---	---	---	-DNP-	---	---	---	---	---	---
J12	@TSU	---	---	---	---	-DNP-	---	---	---	---	---	---
J14	@USI	---	---	---	---	-DNP-	---	---	---	---	---	---
J19	@SEMO	---	---	---	---	-DNP-	---	---	---	---	---	---
J21	EIU	---	---	---	---	-DNP-	---	---	---	---	---	---
J26	LWU	---	---	---	---	-DNP-	---	---	---	---	---	---
J28	USI	---	---	---	---	-DNP-	---	---	---	---	---	---
F2	@SIUE	---	---	---	---	-DNP-	---	---	---	---	---	---
F4	@LWU	---	---	---	---	-DNP-	---	---	---	---	---	---
F9	@EIU	---	---	---	---	-DNP-	---	---	---	---	---	---
F11	LR	---	---	---	---	-DNP-	---	---	---	---	---	---
F16	SIUE	---	---	---	---	-DNP-	---	---	---	---	---	---
F18	@TTU	---	---	---	---	-DNP-	---	---	---	---	---	---
F23	TSU											
F25	@MOR											

CAREER-HIGHS

Points.....9 at Belmont (1/29/22)
Field Goals.....4 at Belmont (1/29/22)
Field Goal Attempts.....5 at Belmont (1/29/22)
3-Pointers Made.....1 (twice), last at Belmont (1/29/22)
3-Pointers Attempted.....2 (3 times), last vs. Eastern Illinois (1/27/22)
Free Throws Made.....1 at Southeast Missouri (2/24/22)
Free Throw Attempts.....3 at Tennessee Tech (2/26/22)
Rebounds.....4 vs. Carver College (11/24/21)
Assists.....4 (twice), last vs. Southeast Missouri (2/3/22)
Blocked Shots.....1 at Murray State (1/22/22)
Steals.....2 (3 times), last at Belmont (1/29/22)
Minutes Played.....23 vs. Carver College (11/24/21)



UT MARTIN SKYHAWKS

INDIVIDUAL GAME-BY-GAME

**#13 DYLAN PUMPIAN**

Guard • 6-1 • 175 • Sophomore
Marietta, Ga.
Walton HS

Date	Opp	Min	FG	3FG	FT	O-D-R	PF	A	TO	B	S	PTS
N7	@Pitt	---	---	---	---	-DNP-	---	---	---	---	---	---
N9	@YSU	---	---	---	---	-DNP-	---	---	---	---	---	---
N12	Champ	5	3-5	2-4	0-0	0-2-2	0	1	0	0	0	8
N15	HStowe	5	1-2	1-2	0-0	0-1-1	0	0	1	0	0	3
N18	OleMS	---	---	---	---	-DNP-	---	---	---	---	---	---
N20	PVAM	---	---	---	---	-DNP-	---	---	---	---	---	---
N22	@ArkSt	---	---	---	---	-DNP-	---	---	---	---	---	---
N28	McNeese	---	---	---	---	-DNP-	---	---	---	---	---	---
D3	@UNCA	---	---	---	---	-DNP-	---	---	---	---	---	---
D11	ChcgoSt	---	---	---	---	-DNP-	---	---	---	---	---	---
D13	Bethel	3	1-2	1-2	0-0	0-0-0	0	0	0	0	0	3
D17	@BGSU	---	---	---	---	-DNP-	---	---	---	---	---	---
D19	CrwRdg	5	2-4	2-4	0-0	0-0-0	0	1	0	0	0	6
D29	@LR	---	---	---	---	-DNP-	---	---	---	---	---	---
D31	MOR	---	---	---	---	-DNP-	---	---	---	---	---	---
J5	SEMO	---	---	---	---	-DNP-	---	---	---	---	---	---
J7	TTU	---	---	---	---	-DNP-	---	---	---	---	---	---
J12	@TSU	---	---	---	---	-DNP-	---	---	---	---	---	---
J14	@USI	---	---	---	---	-DNP-	---	---	---	---	---	---
J19	@SEMO	---	---	---	---	-DNP-	---	---	---	---	---	---
J21	EIU	---	---	---	---	-DNP-	---	---	---	---	---	---
J26	LWU	---	---	---	---	-DNP-	---	---	---	---	---	---
J28	USI	---	---	---	---	-DNP-	---	---	---	---	---	---
F2	@SIUE	---	---	---	---	-DNP-	---	---	---	---	---	---
F4	@LWU	---	---	---	---	-DNP-	---	---	---	---	---	---
F9	@EIU	---	---	---	---	-DNP-	---	---	---	---	---	---
F11	LR	1	0-2	0-2	0-0	0-0-0	0	0	0	0	0	0
F16	SIUE	---	---	---	---	-DNP-	---	---	---	---	---	---
F18	@TTU	---	---	---	---	-DNP-	---	---	---	---	---	---
F23	TSU	---	---	---	---	---	---	---	---	---	---	---
F25	@MOR	---	---	---	---	---	---	---	---	---	---	---

CAREER-HIGHS

Points..... 8 vs. Champion Christian (11/12/22)
 Field Goals..... 3 vs. Champion Christian (11/12/22)
 Field Goal Attempts..... 5 vs. Champion Christian (11/12/22)
 3-Pointers Made..... 2 (twice), last vs. Crowley's Ridge (12/19/22)
 3-Pointers Attempted..... 4 (twice), last vs. Crowley's Ridge (12/19/22)
 Free Throws Made..... None
 Free Throw Attempts..... None
 Rebounds..... 2 (twice), last vs. Champion Christian (11/12/22)
 Assists..... 1 (twice), last vs. Crowley's Ridge (12/19/22)
 Blocked Shots..... None
 Steals..... None
 Minutes Played..... 5 (3 times), last vs. Crowley's Ridge (12/19/22)

**#20 JOSIAH MORRIS**

Forward • 6-6 • 215 • Sophomore
Mount Washington, Ky.
Central Kentucky HomeSchool

Date	Opp	Min	FG	3FG	FT	O-D-R	PF	A	TO	B	S	PTS
N7	@Pitt	---	---	---	---	-DNP-	---	---	---	---	---	---
N9	@YSU	---	---	---	---	-DNP-	---	---	---	---	---	---
N12	Champ	---	---	---	---	-DNP-	---	---	---	---	---	---
N15	HStowe	---	---	---	---	-DNP-	---	---	---	---	---	---
N18	OleMS	---	---	---	---	-DNP-	---	---	---	---	---	---
N20	PVAM	---	---	---	---	-DNP-	---	---	---	---	---	---
N22	@ArkSt	---	---	---	---	-DNP-	---	---	---	---	---	---
N28	McNeese	---	---	---	---	-DNP-	---	---	---	---	---	---
D3	@UNCA	---	---	---	---	-DNP-	---	---	---	---	---	---
D11	ChcgoSt	---	---	---	---	-DNP-	---	---	---	---	---	---
D13	Bethel	---	---	---	---	-DNP-	---	---	---	---	---	---
D17	@BGSU	---	---	---	---	-DNP-	---	---	---	---	---	---
D19	CrwRdg	---	---	---	---	-DNP-	---	---	---	---	---	---
D29	@LR	---	---	---	---	-DNP-	---	---	---	---	---	---
D31	MOR	---	---	---	---	-DNP-	---	---	---	---	---	---
J5	SEMO	---	---	---	---	-DNP-	---	---	---	---	---	---
J7	TTU	---	---	---	---	-DNP-	---	---	---	---	---	---
J12	@TSU	---	---	---	---	-DNP-	---	---	---	---	---	---
J14	@USI	---	---	---	---	-DNP-	---	---	---	---	---	---
J19	@SEMO	---	---	---	---	-DNP-	---	---	---	---	---	---
J21	EIU	---	---	---	---	-DNP-	---	---	---	---	---	---
J26	LWU	---	---	---	---	-DNP-	---	---	---	---	---	---
J28	USI	---	---	---	---	-DNP-	---	---	---	---	---	---
F2	@SIUE	---	---	---	---	-DNP-	---	---	---	---	---	---
F4	@LWU	---	---	---	---	-DNP-	---	---	---	---	---	---
F9	@EIU	---	---	---	---	-DNP-	---	---	---	---	---	---
F11	LR	---	---	---	---	-DNP-	---	---	---	---	---	---
F16	SIUE	---	---	---	---	-DNP-	---	---	---	---	---	---
F18	@TTU	---	---	---	---	-DNP-	---	---	---	---	---	---
F23	TSU	---	---	---	---	---	---	---	---	---	---	---
F25	@MOR	---	---	---	---	---	---	---	---	---	---	---

CAREER-HIGHS

Points..... 12 vs. Carver College (11/24/21)
 Field Goals..... 5 vs. Carver College (11/24/21)
 Field Goal Attempts..... 9 (twice), last at Eastern Illinois (2/12/22)
 3-Pointers Made..... 2 (4 times), last vs. #21 Murray State (2/19/22)
 3-Pointers Attempted..... 8 at Eastern Illinois (2/12/22)
 Free Throws Made..... 1 at Western Illinois (12/4/21)
 Free Throw Attempts..... 1 (twice), last at Western Illinois (12/4/21)
 Rebounds..... 3 at Eastern Illinois (2/12/22)
 Assists..... 2 at Southeast Missouri (2/24/22)
 Blocked Shots..... None
 Steals..... 2 at Drake (12/19/21)
 Minutes Played..... 21 vs. #21 Murray State (2/19/22)



UT MARTIN SKYHAWKS

INDIVIDUAL GAME-BY-GAME



#22 RIFEN MIGUEL

Forward • 6-8 • 240 • Senior

Luanda, Angola

Troy

Date	Opp	Min	FG	3FG	FT	O-D-R	PF	A	TO	B	S	PTS
N7	@Pitt	7	2-3	0-0	0-0	2-1-3	5	1	1	0	0	4
N9	@YSU	1	0-0	0-0	0-0	0-0-0	0	0	0	0	0	0
N12	Champ	18	1-4	0-2	0-0	4-2-6	2	2	1	1	1	2
N15	HStowe	11	2-6	0-2	2-2	5-1-6	3	2	2	0	0	6
N18	OleMS	15	2-2	1-1	1-2	0-1-1	3	1	0	0	0	6
N20	PVAM	15	3-4	0-0	2-2	2-2-4	2	0	0	0	1	8
N22	@ArkSt	17	3-6	1-3	0-0	0-3-3	1	2	1	0	0	7
N28	McNeese	15	1-3	0-0	0-0	0-3-3	2	0	0	0	0	2
D3	@UNCA	13	0-1	0-0	0-0	0-1-1	4	0	1	0	1	0
D11	ChcgoSt	---	---	---	---	-DNP-	---	---	---	---	---	---
D13	Bethel	5	0-1	0-0	2-2	1-0-1	0	0	1	0	0	2
D17	@BGSU	---	---	---	---	-DNP-	---	---	---	---	---	---
D19	CrwRdg	9	2-3	0-1	0-0	1-2-3	1	0	0	0	1	4
D29	@LR	3	0-1	0-0	0-0	1-0-1	1	0	0	1	0	0
D31	MOR	---	---	---	---	-DNP-	---	---	---	---	---	---
J5	SEMO	---	---	---	---	-DNP-	---	---	---	---	---	---
J7	TTU	---	---	---	---	-DNP-	---	---	---	---	---	---
J12	@TSU	---	---	---	---	-DNP-	---	---	---	---	---	---
J14	@USI	---	---	---	---	-DNP-	---	---	---	---	---	---
J19	@SEMO	---	---	---	---	-DNP-	---	---	---	---	---	---
J21	EIU	---	---	---	---	-DNP-	---	---	---	---	---	---
J26	LWU	4	1-1	0-0	0-0	0-0-0	1	1	0	0	0	2
J28	USI	10	2-3	0-0	2-2	0-0-0	1	1	0	0	2	6
F2	@SIUE	9	3-6	0-1	0-1	1-0-1	1	0	0	0	0	6
F4	@LWU	---	---	---	---	-DNP-	---	---	---	---	---	---
F9	@EIU	8	2-2	0-0	0-0	0-0-0	2	1	0	0	0	4
F11	LR	---	---	---	---	-DNP-	---	---	---	---	---	---
F16	SIUE	---	---	---	---	-DNP-	---	---	---	---	---	---
F18	@TTU	---	---	---	---	-DNP-	---	---	---	---	---	---
F23	TSU	---	---	---	---	---	---	---	---	---	---	---
F25	@MOR	---	---	---	---	---	---	---	---	---	---	---

CAREER-HIGHS

Points.....*17 vs. Arkansas Baptist (12/18/21)
 Field Goals.....*8 vs. Arkansas Baptist (12/18/21)
 Field Goal Attempts.....*11 vs. Arkansas Baptist (12/18/21)
 3-Pointers Made.....1 (5 times), last at Arkansas State (11/22/22)
 3-Pointers Attempted.....^4 vs. Purdue Northwest (12/10/20)
 Free Throws Made.....^7 vs. Cleveland State (12/6/20)
 Free Throw Attempts.....^8 vs. Cleveland State (12/6/20)
 Rebounds.....*10 vs. Arkansas Baptist (12/18/21)
 Assists.....2 (3 times), last at Arkansas State (11/22/22)
 Blocked Shots.....1 (7 times), last at Little Rock (12/29/22)
 Steals.....*4 vs. Rust College (12/1/21)
 Minutes Played.....*22 vs. Arkansas Baptist (12/18/21)

*set while playing for Troy

^set while playing for Ohio



#23 JALEN MYERS

Forward • 6-8 • 195 • Sophomore

Madison, Ala.

Hinds CC

Date	Opp	Min	FG	3FG	FT	O-D-R	PF	A	TO	B	S	PTS
N7	@Pitt	8	0-5	0-0	5-6	2-2-4	1	0	1	0	1	5
N9	@YSU	9	1-4	0-0	0-0	1-3-4	0	1	0	1	0	2
N12	Champ	19	11-13	0-0	1-1	2-4-6	1	3	0	1	1	23
N15	HStowe	17	3-5	2-3	2-2	0-4-4	2	2	0	1	0	10
N18	OleMS	14	0-0	0-0	0-0	0-2-2	3	0	3	0	0	0
N20	PVAM	11	0-2	0-0	0-0	1-3-4	2	0	0	0	0	0
N22	@ArkSt	---	---	---	---	-DNP-	---	---	---	---	---	---
N28	McNeese	2	0-1	0-0	0-0	0-0-0	1	0	0	0	0	0
D3	@UNCA	---	---	---	---	-DNP-	---	---	---	---	---	---
D11	ChcgoSt	9	0-1	0-0	0-0	0-6-6	0	0	0	0	0	0
D13	Bethel	---	---	---	---	-DNP-	---	---	---	---	---	---
D17	@BGSU	10	1-6	0-0	0-0	1-3-4	1	0	1	0	1	2
D19	CrwRdg	20	7-9	0-0	4-4	1-7-8	2	2	1	2	0	18
D29	@LR	13	0-0	0-0	0-0	1-3-4	1	1	2	0	0	0
D31	MOR	7	1-3	1-2	0-0	0-0-0	3	0	0	0	0	3
J5	SEMO	7	0-1	0-0	0-0	0-2-2	1	0	0	0	0	0
J7	TTU	17	3-5	1-1	0-0	1-5-6	2	0	2	0	1	7
J12	@TSU	11	1-2	0-0	0-0	0-1-1	1	0	0	0	0	2
J14	@USI	21	1-6	0-4	8-9	3-4-7	0	2	0	1	1	10
J19	@SEMO	22	1-2	0-0	2-2	0-8-8	2	0	2	0	0	4
J21	EIU	22	4-9	1-5	1-1	0-2-2	1	0	0	0	0	10
J26	LWU	16	3-6	2-3	3-4	2-1-3	0	0	3	1	0	11
J28	USI	10	0-2	0-1	3-4	1-4-5	0	1	1	0	1	3
F2	@SIUE	20	3-7	1-3	3-5	1-2-3	2	0	1	0	2	10
F4	@LWU	17	6-8	4-6	2-2	1-3-4	4	2	2	0	0	18
F9	@EIU	27	4-6	1-3	1-2	0-11-11	2	0	2	0	1	10
F11	LR	23	5-9	0-3	5-6	1-6-7	3	2	2	2	2	15
F16	SIUE	17	1-1	1-1	2-3	1-0-1	3	0	1	0	0	5
F18	@TTU	10	1-3	0-1	0-0	0-3-3	0	0	1	1	0	2
F23	TSU	---	---	---	---	---	---	---	---	---	---	---
F25	@MOR	---	---	---	---	---	---	---	---	---	---	---

CAREER-HIGHS

Points.....23 vs. Champion Christian (11/12/22)
 Field Goals.....11 vs. Champion Christian (11/12/22)
 Field Goal Attempts.....13 vs. Champion Christian (11/12/22)
 3-Pointers Made.....4 at Lindenwood (2/4/23)
 3-Pointers Attempted.....6 at Lindenwood (2/4/23)
 Free Throws Made.....8 at Southern Indiana (1/14/23)
 Free Throw Attempts.....9 at Southern Indiana (1/14/23)
 Rebounds.....11 at Eastern Illinois (2/9/23)
 Assists.....3 vs. Champion Christian (11/12/22)
 Blocked Shots.....2 (twice), last vs. Little Rock (2/11/23)
 Steals.....2 (twice), last vs. Little Rock (2/11/23)
 Minutes Played.....27 at Eastern Illinois (2/9/22)



UT MARTIN SKYHAWKS

INDIVIDUAL GAME-BY-GAME



#45 PARKER STEWART

Guard • 6-5 • 205 • Graduate
Union City, Tenn.
Indiana

Date	Opp	Min	FG	3FG	FT	O-D-R	PF	A	TO	B	S	PTS
N7	@Pitt	23	3-9	0-3	3-4	1-2-3	4	2	5	0	3	9
N9	@YSU	36	4-11	1-5	2-2	1-3-4	3	3	1	0	2	11
N12	Champ	22	6-13	2-7	4-4	1-6-7	0	4	1	1	4	18
N15	HStowe	26	5-13	4-11	0-0	1-4-5	1	3	1	0	6	14
N18	OleMS	35	4-16	2-8	3-3	2-4-6	1	1	4	0	3	13
N20	PVAM	33	6-13	2-6	7-11	1-4-5	3	2	3	0	2	21
N22	@ArkSt	25	5-12	5-10	0-0	0-3-3	3	1	4	0	0	15
N28	McNeese	35	11-15	7-10	5-5	1-6-7	0	3	1	0	0	34
D3	@UNCA	31	4-12	3-9	1-2	0-2-2	2	0	2	0	2	12
D11	ChcgoSt	32	7-13	3-6	5-6	1-4-5	4	3	2	0	0	22
D13	Bethel	24	8-14	7-11	0-0	1-2-3	2	2	2	1	0	23
D17	@BGSU	28	2-10	0-4	4-6	2-5-7	3	2	0	0	0	8
D19	CrwRdg	22	9-12	8-11	0-0	0-3-3	2	2	0	0	0	26
D29	@LR	28	5-15	1-8	2-5	3-4-7	4	4	1	0	0	13
D31	MOR	34	3-12	0-6	2-2	0-2-2	2	0	2	0	0	8
J5	SEMO	33	8-13	2-5	7-10	0-5-5	2	4	4	0	0	25
J7	TTU	39	5-14	3-11	5-5	1-2-3	1	4	2	0	3	18
J12	@TSU	32	4-12	2-8	1-2	1-5-6	2	1	0	0	0	11
J14	@USI	38	5-16	1-8	5-7	1-4-5	3	2	4	1	4	16
J19	@SEMO	29	5-12	4-9	2-2	1-4-5	4	1	2	0	1	16
J21	EIU	36	7-15	4-9	1-2	0-8-8	3	3	5	0	3	19
J26	LWU	---	---	---	---	-DNP-	---	---	---	---	---	---
J28	USI	37	2-11	1-10	1-2	0-1-1	3	2	2	0	0	6
F2	@SIUE	---	---	---	---	-DNP-	---	---	---	---	---	---
F4	@LWU	---	---	---	---	-DNP-	---	---	---	---	---	---
F9	@EIU	33	5-18	3-10	5-6	1-2-3	2	0	1	0	0	18
F11	LR	30	7-15	4-8	0-0	0-5-5	1	3	4	0	1	18
F16	SIUE	33	5-13	4-9	4-4	0-5-5	2	1	1	0	1	18
F18	@TTU	33	11-17	8-9	2-2	0-6-6	4	1	2	0	0	32
F23	TSU											
F25	@MOR											

CAREER-HIGHS

Points..... 34 vs. McNeese (11/28/22)
Field Goals..... 11 (3 times), last at Tennessee Tech (2/18/23)
Field Goal Attempts..... 24 at Western Illinois (11/13/19)
3-Pointers Made..... 8 (twice), last at Tennessee Tech (2/18/23)
3-Pointers Attempted..... ^13 at Syracuse (1/16/18)
Free Throws Made..... 10 at Murray State (1/2/20)
Free Throw Attempts..... 12 vs. Tennessee State (1/9/20)
Rebounds..... 11 at Western Illinois (11/13/19)
Assists..... 8 vs. Tennessee Tech (2/6/20)
Blocked Shots..... *2 (twice), last vs. Notre Dame (12/18/21)
Steals..... 6 vs. Harris-Stowe (11/15/22)
Minutes Played..... 40 (3 times), last vs. Jacksonville State (2/8/20)

*set while playing for Indiana

^set while playing for Pitt



#55 DAVID KAMWANGA

Forward • 6-7 • 220 • Sophomore
Kinshasa, Democratic Republic of the Congo
Fork Union Military Academy

Date	Opp	Min	FG	3FG	FT	O-D-R	PF	A	TO	B	S	PTS
N7	@Pitt	4	0-0	0-0	0-0	1-0-1	0	1	0	0	0	0
N9	@YSU	1	0-0	0-0	0-0	0-0-0	0	0	0	0	0	0
N12	Champ	---	---	---	---	-DNP-	---	---	---	---	---	---
N15	HStowe	7	2-4	0-0	1-2	2-0-2	0	0	0	0	0	5
N18	OleMS	---	---	---	---	-DNP-	---	---	---	---	---	---
N20	PVAM	---	---	---	---	-DNP-	---	---	---	---	---	---
N22	@ArkSt	---	---	---	---	-DNP-	---	---	---	---	---	---
N28	McNeese	---	---	---	---	-DNP-	---	---	---	---	---	---
D3	@UNCA	5	0-0	0-0	0-0	0-0-0	1	0	0	0	0	0
D11	ChcgoSt	8	0-0	0-0	0-0	0-0-0	2	0	0	0	0	0
D13	Bethel	18	3-4	0-0	2-2	2-2-4	3	2	0	0	2	8
D17	@BGSU	10	1-1	0-0	2-2	4-1-5	3	1	3	0	0	4
D19	CrwRdg	13	0-0	0-0	2-2	1-4-5	2	2	1	0	1	2
D29	@LR	9	0-0	0-0	0-0	0-2-2	2	0	0	1	0	0
D31	MOR	8	1-2	0-0	0-0	0-0-0	1	0	0	0	0	2
J5	SEMO	7	0-0	0-0	0-0	0-1-1	1	0	1	0	0	0
J7	TTU	4	1-2	0-0	0-0	0-0-0	0	0	0	0	0	2
J12	@TSU	18	1-4	0-0	0-0	5-2-7	3	0	3	0	2	2
J14	@USI	8	0-0	0-0	0-0	0-2-2	2	1	0	0	0	0
J19	@SEMO	16	1-2	0-0	2-3	2-4-6	3	0	0	0	0	4
J21	EIU	15	0-0	0-0	1-2	4-2-6	1	1	0	0	0	1
J26	LWU	4	0-0	0-0	0-0	0-0-0	1	0	0	0	1	0
J28	USI	---	---	---	---	-DNP-	---	---	---	---	---	---
F2	@SIUE	4	0-0	0-0	0-0	0-1-1	0	0	0	0	0	0
F4	@LWU	5	0-3	0-0	0-0	4-0-4	0	0	0	0	0	0
F9	@EIU	---	---	---	---	-DNP-	---	---	---	---	---	---
F11	LR	---	---	---	---	-DNP-	---	---	---	---	---	---
F16	SIUE	11	0-1	0-0	0-0	0-1-1	3	0	0	0	0	0
F18	@TTU	4	0-1	0-0	0-0	1-0-1	0	0	0	0	0	0
F23	TSU											
F25	@MOR											

CAREER-HIGHS

Points..... 8 vs. Bethel (12/13/22)
Field Goals..... 3 (twice), last vs. Bethel (12/13/22)
Field Goal Attempts..... 5 vs. #21 Murray State (2/19/22)
3-Pointers Made..... None
3-Pointers Attempted..... 1 at #17 Tennessee (11/9/21)
Free Throws Made..... 2 (5 times), last at Southeast Missouri (1/19/23)
Free Throw Attempts..... 3 at Southeast Missouri (1/19/23)
Rebounds..... 7 at Tennessee State (1/12/23)
Assists..... 2 (twice), last vs. Crowley's Ridge (12/19/22)
Blocked Shots..... 1 (4 times), last at Little Rock (12/29/22)
Steals..... 2 (twice), last at Tennessee State (1/12/23)
Minutes Played..... 22 vs. #21 Murray State (2/19/22)



UT MARTIN SKYHAWKS

MISCELLANEOUS STATS



UT MARTIN GAME TRENDS

Date	Opponent	Largest Lead	Largest Deficit	Ties/Lead Changes	Time Led
Nov. 7	at Pitt	0	33	3/0	0:00
Nov. 9	at Youngstown State	3	21	1/5	2:37
Nov. 12	Champion Christian	63	1	0/4	38:45
Nov. 15	Harris-Stowe	43	4	0/1	37:40
Nov. 18	at Ole Miss	12	10	4/9	24:29
Nov. 20	Prairie View A&M	6	10	9/18	16:56
Nov. 22	at Arkansas State	8	6	9/10	19:37
Nov. 28	McNeese	14	8	3/2	31:23
Dec. 3	at UNC Asheville	4	14	7/10	7:43
Dec. 11	Chicago State	22	1	4/2	41:16
Dec. 13	Bethel	33	2	1/1	38:29
Dec. 17	at Bowling Green	19	0	1/0	39:17
Dec. 19	Crowley's Ridge	61	0	0/0	39:08
Dec. 29	at Little Rock	3	27	1/1	2:32
Dec. 31	Morehead State	7	9	5/2	2:59
Jan. 5	Southeast Missouri	19	0	2/0	38:24
Jan. 7	Tennessee Tech	3	11	16/4	4:32
Jan. 12	at Tennessee State	19	8	1/1	35:21
Jan. 14	at Southern Indiana	0	18	0/0	0:00
Jan. 19	at Southeast Missouri	20	3	1/1	38:32
Jan. 21	Eastern Illinois	17	6	5/10	33:33
Jan. 26	Lindenwood	12	8	5/10	24:20
Jan. 28	Southern Indiana	10	3	10/6	33:13
Feb. 2	at SIUE	0	28	0/0	0:00
Feb. 4	at Lindenwood	15	10	3/2	27:50
Feb. 9	at Eastern Illinois	0	16	0/0	0:00
Feb. 11	Little Rock	29	5	2/5	34:43
Feb. 16	SIUE	13	3	2/6	34:38
Feb. 18	at Tennessee Tech	17	8	4/7	26:23
Feb. 23	Tennessee State				
Feb. 25	at Morehead State				

Bold italic number indicates season-high

UT MARTIN ANALYTICAL SUMMARY

The plus/minus efficiency stat reflects how the team did while that player is on the court.
If a player is a +5, it means his team outscored the opponent by five points while he was on the court.
If he has a -3, then the opposing team outscored his team by three points while he was on the court.

Player	Season	Avg/Game	Season-Best Performance
#45 Parker Stewart	+144	+5.5	+40 vs. Crowley's Ridge (Dec. 19)
#2 KJ Simon	+131	+4.9	+30 vs. Crowley's Ridge (Dec. 19)
#23 Jalen Myers	+130	+5.0	+35 vs. Crowley's Ridge (Dec. 19)
#3 Jordan Sears	+123	+4.4	+33 vs. Champion Christian (Nov. 12)
#4 Josh Endicott	+111	+4.6	+31 vs. Crowley's Ridge (Dec. 19)
#5 Chris Nix	+96	+3.4	+28 vs. Champion Christian (Nov. 12)
#10 Desmond Williams	+92	+3.3	+25 vs. Little Rock (Feb. 11)
#1 Koby Jeffries	+56	+2.0	+44 vs. Crowley's Ridge (Dec. 19)
#22 Rifen Miguel	+35	+2.2	+29 vs. Champion Christian (Nov. 12)
#0 KK Curry	+28	+1.0	+28 vs. Bethel (Dec. 13)
#55 David Kamwanga	+24	+1.1	+12 vs. Crowley's Ridge (Dec. 19)
#13 Dylan Pumpian	+20	+4.0	+14 vs. Crowley's Ridge (Dec. 19)





UT MARTIN SKYHAWKS

CAREER DIVISION I STATISTICS



CURRY, KK																		
Season	gp-gs	min/avg	Total fg-fga pct	3-Point fg-fga pct	F-Throws ft-fa pct	Rebounds off def tot avg	pf	fo	ast	to	bik	stl	Scoring pts avg					
2019-20*	23-2	215/9.3	28-45 .622	0-0 .000	10-14 .714	15 26 41 1.8	25	1	7	10	4	4	66 2.9					
2020-21*	27-6	427/15.8	46-99 .465	0-1 .000	56-73 .767	35 46 81 3.0	56	4	10	30	18	12	148 5.5					
2021-22	29-19	663/22.9	103-213 .484	5-13 .385	70-108 .648	47 96 143 4.9	68	3	28	51	27	15	281 9.7					
2022-23	27-22	523/23.1	83-140 .593	4-12 .333	64-93 .688	42 123 165 6.1	54	0	15	31	12	32	234 8.7					
TOTAL	56-41	1286/23.0	186-353 .527	9-25 .360	134-201 .667	89 219 308 5.5	122	3	43	82	39	47	515 9.2					
All*	106-49	1828/18.2	260-497 .523	9-26 .346	200-288 .694	139 291 430 4.1	203	8	60	122	61	63	729 6.9					

* Statistics from prior team/school

ENDICOTT, Josh														
Season	gp-gs	min/avg	Total fg-fga pct	3-Point fg-fga pct	F-Throws ft-fa pct	Rebounds off def tot avg	pf	fo	ast	to	bik	stl	Scoring pts avg	
2019-20*	29-0	335/11.6	45-82 .549	3-12 .250	19-29 .655	26 36 62 2.1	36	1	24	14	11	5	112 3.9	
2020-21*	17-16	409/24.1	60-113 .531	10-21 .476	18-29 .621	34 72 106 6.2	37	0	16	27	4	4	148 8.7	
2021-22	17-2	255/15.0	24-60 .400	4-15 .267	18-27 .667	24 51 75 4.4	18	0	17	15	4	5	70 4.1	
2022-23	24-2	281/11.7	24-50 .480	4-18 .222	18-23 .783	17 51 68 2.8	26	0	9	17	5	4	70 2.9	
TOTAL	41-4	536/13.1	48-110 .436	8-33 .242	36-50 .720	41 102 143 3.5	44	0	26	32	9	9	140 3.4	
All*	87-20	1280/14.7	153-305 .502	21-66 .318	73-108 .676	101 210 311 3.6	117	1	66	73	24	18	400 4.6	

* Statistics from prior team/school

HURST, Grant																					
Season	gp-gs	min/avg	Total		3-Point			F-Throws			Rebounds			pf	fo	ast	to	blk	stl	Scoring	
			fg-fga	pct	fg-fga	pct	ft-fa	pct	off	def	tot	avg	pts							avg	
2021-22	23-0	230/10.0	8-30	.267	2-14	.143	2-7	.286	8	14	22	1.0	14	0	16	12	1	10	20	0.9	
TOTAL	23-0	230/10.0	8-30	.267	2-14	.143	2-7	.286	8	14	22	1.0	14	0	16	12	1	10	20	0.9	

JEFFRIES, Koby															
Season	gp-gs	min/avg	Total fg-fga pct	3-Point fg-fga pct	F-Throws ft-fa pct	Rebounds off def tot avg	pf	fo	ast	to	bik	stl	Scoring pts avg		
2020-21*	10-0	40/4.0	1-9 .111	0-3 .000	3-6 .500	1 4 5 0.5	6	0	3	1	0	2	5 0.5		
2021-22	30-30	934/31.1	75-153 .490	9-30 .300	29-42 .690	24 74 98 3.3	93	4	89	70	8	42	188 6.3		
2022-23	28-4	494/17.6	41-102 .402	5-33 .152	32-44 .727	7 55 62 2.2	37	0	58	37	6	18	119 4.3		
TOTAL	58-34	1428/24.6	116-255 .455	14-63 .222	61-86 .709	31 129 160 2.8	130	4	147	107	14	60	307 5.3		
All*	68-34	1468/21.6	117-264 .443	14-66 .212	64-92 .696	32 133 165 2.4	136	4	150	108	14	62	312 4.6		

* Statistics from prior team/school

KAMWANGA, David																				
Season	gp-gs	min/avg	Total		3-Point		F-Throws		Rebounds				pf	fo	ast	to	blk	stl	pts	avg
			fg-fga	pct	fg-fga	pct	ft-fa	pct	off	def	tot	avg								
2021-22	16-0	143/8.9	12-25	.480	0-1	.000	3-5	.600	11	23	34	2.1	13	0	1	5	3	6	27	1.7
2022-23	21-0	183/8.7	10-24	.417	0-0	.000	13-13	.769	26	22	48	2.3	28	0	8	8	1	6	30	1.4
TOTAL	37-0	326/8.8	22-49	.449	0-1	.000	13-18	.722	37	45	82	2.2	41	0	9	13	4	12	57	1.5

MIGUEL, Rifen															
Season	gp-gs	min/avg	Total fg-fga pct	3-Point fg-fga pct	F-Throws ft-fa pct	Rebounds off def tot avg	pf	fo	ast	to	bik	stl	Scoring pts avg		
2020-21*	12-0	92/7.7	12-35 .343	3-12 .250	11-15 .733	9 12 21 1.8	27	0	0	13	2	3	38 3.2		
2021-22*	29-3	251/8.7	41-77 .532	0-7 .000	6-12 .500	21 40 61 2.1	44	0	8	21	3	8	88 3.0		
2022-23	16-0	159/9.9	24-46 .522	2-10 .200	9-11 .818	17 16 33 2.1	29	1	11	7	2	6	59 3.7		
TOTAL	16-0	159/9.9	24-46 .522	2-10 .200	9-11 .818	17 16 33 2.1	29	1	11	7	2	6	59 3.7		
All*	57-3	502/8.8	77-158 .487	5-29 .172	26-38 .684	47 68 115 2.0	100	1	19	41	7	17	185 3.2		

* Statistics from prior team/school

MORRIS, Josiah															
Season	gp-gs	min/avg	Total fg-fga pct	3-Point fg-fga pct	F-Throws ft-fa pct	Rebounds off def tot avg	pf	fo	ast	to	bik	stl	Scoring pts avg		
2021-22	23-0	233/10.1	22-64 .344	15-53 .283	1-2 .500	11 12 23 1.0	20	0	3	9	0	7	60 2.6		
TOTAL	23-0	233/10.1	22-64 .344	15-53 .283	1-2 .500	11 12 23 1.0	20	0	3	9	0	7	60 2.6		

MYERS, Jalen																
Season	gp-gs	min/avg	Total fg-fga pct	3-Point fg-fga pct	F-Throws ft-fa pct	Rebounds off def tot avg	pf	fo	ast	to	bik	stl	Scoring pts avg			
2020-21*	6-0	53/8.8	7-16 .438	3-5 .600	0-0 .000	5 8 13 2.2	11	0	4	9	2	0	17 2.8			
2022-23	26-5	381/14.7	57-116 .491	14-36 .389	42-51 .824	20 89 109 4.2	38	0	16	25	10	11	170 6.5			
TOTAL	32-5	434/13.6	64-132 .485	17-41 .415	42-51 .824	25 97 122 3.8	49	0	20	34	12	11	187 5.8			

* Statistics from prior season

* Statistics from prior team/school

NIX, Chris																			
Season	gp-gs	min/avg	Total fg-fga pct	3-Point fg-fga pct	F-Throws ft-fa pct	Rebounds off def tot avg	pf	fo	ast	to	bik	stl	Scoring pts avg						
2021-22	29-22	563/19.4	89-169 .527	0-0 .000	33-50 .660	57 94 151 5.2	83	3	25	38	30	16	211 7.3						
2022-23	28-27	665/23.8	80-144 .556	0-0 .000	24-44 .545	65 101 166 5.9	90	6	50	31	18	14	184 6.6						
TOTAL	57-49	1228/21.5	169-313 .540	0-0 .000	57-94 .606	122 195 317 5.6	173	9	75	69	48	30	395 6.9						

PUMPIAN, Dylan																		
Season	gp-gs	min/avg	Total		3-Point		F-Throws		Rebounds				Scoring					
			fg-fga	pct	fg-fga	pct	ft-fa	pct	off	def	tot	avg	pt	fo	ast	to	bik	stl
2021-22	3-0	7/2.3	0-3	.000	0-3	.000	0-0	.000	0	2	2	0.7	0	0	0	0	0	0
2022-23	5-0	19/3.8	7-15	.467	6-14	.429	0-0	.000	0	3	3	0.6	0	0	2	1	0	0
TOTAL	8-0	26/3.3	7-18	.389	6-17	.353	0-0	.000	0	5	5	0.6	0	0	2	1	0	0

SEARS, Jordan																				
	Total			3-Point		F-Throws		Rebounds				Scoring								
Season	gp-gs	min/avg	fg-fga	pct	fg-fga	pct	off	def	tot	avg	pf	fo	ast	to	bik	stl	pts	avg		
2020-21*	26-13	565/21.7	84-185	.454	37-93	.398	9	52	61	2.3	55	1	53	41	4	20	245	9.4		
2021-22*	31-11	771/24.9	84-233	.361	20-95	.211	62-79	785	5	78	83	2.7	70	0	70	54	4	29	250	8.1
2022-23	28-26	783/28.0	134-280	.479	28-88	.318	108-136	794	17	78	95	3.4	53	0	82	59	10	34	404	14.4
TOTAL	85-50	2119/24.9	302-498	.433	85-276	.308	210-262	802	31	208	239	2.8	178	1	205	154	18	63	899	10.6

* Statistics from prior team/school

SIMON, KJ

Season	gp-gs	min/avg	Total fg-fga pct	3-Point fg-fga pct	F-Throws ft-fa pct	Rebounds off def tot avg	pf	fo	ast	to	bik	stl	Scoring pts avg
2018-19*	29-1	361/12.4	39-74 .527	5-20 .250	15-31 .484	11 25 36 1.2	44	1	36	33	13	19	98 3.4
2019-20*	31-12	564/18.2	58-142 .408	12-44 .273	19-42 .452	40 70 110 3.5	50	0	41	30	6	27	147 4.7
2021-22	30-29	927/30.9	198-461 .430	42-144 .292	70-99 .707	42 106 148 4.9	77	1	53	61	41	48	508 16.9
2022-23	27-26	762/28.2	161-342 .471	28-86 .326	57-99 .576	34 97 131 4.9	60	2	64	47	31	40	407 15.1
TOTAL	57-55	1689/29.6	359-803 .447	70-230 .304	127-178 .714	76 203 279 4.9	137	3	117	108	72	88	915 16.1
All*	117-68	2614/22.3	456-1019 .447	87-294 .296	161-271 .594	127 298 425 3.6	231	4	194	171	91	134	1160 9.9

* Statistics from prior team/school

STEWART, Parker														
Season	gp-gs	min/avg	Total fg-fga pct	3-Point fg-fga pct	F-Throws ft-fa pct	Rebounds off def tot avg	pf	fo	ast	to	bik	stl	Scoring pts avg	
2017-18*	32-20	839/26.2	90-235 .383	71-184 .386	40-50 .800	16 89 105 3.3	51	0	29	19	5	14	291 9.1	
2019-20	25-24	905/36.2	157-381 .412	71-204 .348	95-124 .766	20 95 115 4.6	71	1	94	82	21	21	480 19.2	
2021-22*	34-31	833/24.5	70-187 .374	53-135 .393	18-28 .643	5 67 72 2.1	87	2	33	23	2	14	211 6.2	
2022-23*	25-25	805/31.0	140-314 .446	81-211 .384	20-30 .667	10 47 57 2.3	61	0	54	3	35	14	177 7.1	
TOTAL	51-50	1710/33.5	403-717 .562	147-347 .424	166-216 .769	40 196 236 4.6	170	3	148	138	13	56	924 18.1	
All*	117-101	3382/28.9	637-1149 .555	276-734 .376	224-294 .762	61 352 413 3.5	232	1	210	81	24	84	1426 12.2	



UT MARTIN
SKYHAWKS

OHIO VALLEY CONFERENCE-ONLY STATS



Game Records

Record	Overall	Home	Away	Neutral
ALL GAMES	10-6	7-1	3-5	0-0
CONFERENCE	10-6	7-1	3-5	0-0
NON-CONFERENCE	0-0	0-0	0-0	0-0

Score by Periods

Team	1st	2nd	OT	TOT
UT Martin	598	651	21	1270
Opponents	580	617	22	1219

Team Box Score

No.	Player				Total		3-Point		F-Throw		Rebounds													
		GP-GS	MIN	AVG	FG-FGA	FG%	3FG-3FGA	3FG%	FT-FTA	FT%	OFF	DEF	TOT	AVG	PF	DQ	A	TO	BLK	STL	PTS	AVG		
3	SEARS, Jordan	15-14	481:07	32.1	92-190	.484	14-55	.255	75-92	.815	5	46	51	3.4	30	0	47	37	6	16	273	18.2		
45	STEWART, Parker	13-13	434:44	33.4	72-183	.393	37-110	.336	37-49	.755	8	53	61	4.7	33	0	26	30	1	13	218	16.8		
2	SIMON, KJ	15-15	454:37	30.3	83-182	.456	15-46	.326	35-55	.636	18	64	82	5.5	37	1	33	26	21	20	216	14.4		
0	CURRY, KK	14-11	312:18	22.3	41-72	.569	2-8	.250	33-50	.660	23	69	92	6.6	24	0	5	18	4	11	117	8.4		
10	WILLIAMS, Desmond	15-3	378:10	25.2	34-97	.351	27-82	.329	18-19	.947	2	35	37	2.5	34	0	24	14	0	9	113	7.5		
23	MYERS, Jalen	16-5	260:23	16.3	34-70	.486	12-33	.364	30-38	.789	12	55	67	4.2	25	0	8	19	5	8	110	6.9		
5	NIX, Chris	16-16	403:24	25.2	40-75	.533	0-0	.000	18-32	.563	34	61	95	5.9	53	3	28	15	9	10	98	6.1		
1	JEFFRIES, Koby	15-3	249:52	16.7	20-49	.408	3-16	.188	18-22	.818	4	22	26	1.7	22	0	24	19	1	9	61	4.1		
22	MIGUEL, Rifen	5-0	33:03	6.6	8-13	.615	0-1	.000	2-3	.667	2	0	2	0.4	6	0	3	0	1	2	18	3.6		
4	ENDICOTT, Josh	13-0	126:49	9.8	13-23	.565	2-8	.250	7-8	.875	4	25	29	2.2	11	0	3	8	3	2	35	2.7		
55	KAMWANGA, David	13-0	114:10	8.8	4-15	.267	0-0	.000	3-5	.600	16	15	31	2.4	17	0	2	4	1	3	11	0.8		
13	PUMPIAN, Dylan	1-0	01:23	1.4	0-2	.000	0-2	.000	0-0	.000	0	0	0	0.0	0	0	0	0	0	0	0	0.0		
Team											24	33	57					6						
Total		16	3250		441-971	.454	112-361	.310	276-373	.740	152	478	630	39.4	292	4	203	196	52	103	1270	79.4		
Opponents		16	3250		426-1023	.416	125-403	.310	242-332	.729	164	425	589	36.8	302	8	229	185	51	104	1219	76.2		

Team Statistics

	UTM	OPP
Scoring	1270	1219
Points per game	79.4	76.2
Scoring margin	+3.2	-
Field goals-att	441-971	426-1023
Field goal pct	.454	.416
3 point fg-att	112-361	125-403
3-point FG pct	.310	.310
3-pt FG made per game	7.0	7.8
Free throws-att	276-373	242-332
Free throw pct	.740	.729
F-Throws made per game	17.3	15.1
Rebounds	630	589
Rebounds per game	39.4	36.8
Rebounding margin	+2.6	-
Assists	203	229
Assists per game	12.7	14.3
Turnovers	196	185
Turnovers per game	12.3	11.6
Turnover margin	-0.7	-
Assist/turnover ratio	1.0	1.2
Steals	103	104
Steals per game	6.4	6.5
Blocks	52	51
Blocks per game	3.3	3.2
Winning streak	3	-
Home win streak	5	-
Attendance	11023	13228
Home games-Avg/Game	8-1378	8-1654
Neutral site-Avg/Game	-	0-0

Team Results

Date	Opponent		Score	Att.
12/29/2022	at Little Rock	L	74-88	2709
12/31/2022	Morehead St.	W	64-57	1302
01/05/2023	Southeast Mo. St.	W	87-82	1180
01/07/2023	Tennessee Tech	Lot	80-84	1484
01/12/2023	at Tennessee St.	W	77-66	372
01/14/2023	at Southern Ind.	L	66-80	2560
01/19/2023	at Southeast Mo. St.	W	80-60	1115
01/21/2023	Eastern Ill.	W	91-78	1437
01/26/2023	Lindenwood	W	66-59	1059
01/28/2023	Southern Ind.	Wot	86-83	1927
02/02/2023	at SIUE	L	75-89	918
02/04/2023	at Lindenwood	L	75-80	1789
02/09/2023	at Eastern Ill.	L	75-77	1908
02/11/2023	Little Rock	W	84-61	1456
02/16/2023	SIUE	W	90-84	1178
02/18/2023	at Tennessee Tech	W	100-91	1857



UT MARTIN SKYHAWKS OVERALL STATISTICS



Game Records

Record	Overall	Home	Away	Neutral
ALL GAMES	18-11	14-1	4-10	0-0
CONFERENCE	10-6	7-1	3-5	0-0
NON-CONFERENCE	8-5	7-0	1-5	0-0

Score by Periods

Team	1st	2nd	OT	TOT
UT Martin	1141	1203	30	2374
Opponents	1003	1143	30	2176

Team Box Score

No.	Player				Total		3-Point		F-Throw		Rebounds													
		GP-GS	MIN	AVG	FG-FGA	FG%	3FG-3FGA	3FG%	FT-FTA	FT%	OFF	DEF	TOT	AVG	PF	DQ	A	TO	BLK	STL	PTS	AVG		
45	STEWART, Parker	26-26	806:02	31.0	146-346	.422	81-211	.384	71-92	.772	20	101	121	4.7	61	0	54	56	3	35	444	17.1		
2	SIMON, KJ	27-26	761:01	28.2	161-342	.471	28-86	.326	57-99	.576	34	97	131	4.9	60	2	64	47	31	40	407	15.1		
3	SEARS, Jordan	28-26	786:24	28.1	134-280	.479	28-88	.318	108-136	.794	17	78	95	3.4	53	0	82	59	10	34	404	14.4		
0	CURRY, KK	27-22	624:22	23.1	83-140	.593	4-12	.333	64-93	.688	42	123	165	6.1	54	0	15	31	12	32	234	8.7		
10	WILLIAMS, Desmond	28-7	719:18	25.7	74-218	.339	63-189	.333	22-25	.880	4	54	58	2.1	55	0	50	24	1	25	233	8.3		
5	NIX, Chris	28-27	663:14	23.7	80-144	.556	0-0	.000	24-44	.545	65	101	166	5.9	90	6	50	31	18	14	184	6.6		
23	MYERS, Jalen	26-5	380:48	14.6	57-116	.491	14-36	.389	42-51	.824	20	89	109	4.2	38	0	16	25	10	11	170	6.5		
1	JEFFRIES, Koby	28-4	495:40	17.7	41-102	.402	5-33	.152	32-44	.727	7	55	62	2.2	37	0	58	37	6	18	119	4.3		
13	PUMPIAN, Dylan	5-0	19:07	3.8	7-15	.467	6-14	.429	0-0	.000	0	3	3	0.6	0	0	2	1	0	0	20	4.0		
22	MIGUEL, Rifen	16-0	157:51	9.9	24-46	.522	2-10	.200	9-11	.818	17	16	33	2.1	29	1	11	7	2	6	59	3.7		
4	ENDICOTT, Josh	24-2	281:29	11.7	24-50	.480	4-18	.222	18-23	.783	17	51	68	2.8	26	0	9	17	5	4	70	2.9		
55	KAMWANGA, David	21-0	179:44	8.6	10-24	.417	0-0	.000	10-13	.769	26	22	48	2.3	28	0	8	8	1	6	30	1.4		
Team											42	55	97					8						
Total		29	5875		841-1823	.461	235-697	.337	457-631	.724	311	845	1156	39.9	531	9	419	351	99	225	2374	81.9		
Opponents		29	5875		769-1834	.419	227-713	.318	411-597	.688	317	753	1070	36.9	513	12	413	378	107	185	2176	75.0		

Team Statistics

	UTM	OPP
Scoring	2374	2176
Points per game	81.9	75.0
Scoring margin	+6.8	-
Field goals-att	841-1823	769-1834
Field goal pct	.461	.419
3 point fg-att	235-697	227-713
3-point FG pct	.337	.318
3-pt FG made per game	8.1	7.8
Free throws-att	457-631	411-597
Free throw pct	.724	.688
F-Throws made per game	15.8	14.2
Rebounds	1156	1070
Rebounds per game	39.9	36.9
Rebounding margin	+3.0	-
Assists	419	413
Assists per game	14.4	14.2
Turnovers	351	378
Turnovers per game	12.1	13.0
Turnover margin	+0.9	-
Assist/turnover ratio	1.2	1.1
Steals	225	185
Steals per game	7.8	6.4
Blocks	99	107
Blocks per game	3.4	3.7
Winning streak	3	-
Home win streak	5	-
Attendance	21130	32093
Home games-Avg/Game	15-1409	14-2292
Neutral site-Avg/Game	-	0-0

Team Results

Date	Opponent		Score	Att.
11/07/2022	at Pittsburgh	L	58-80	6055
11/09/2022	at Youngstown St.	L	72-90	1753
11/12/2022	Champion Chris.	W	124-65	1146
11/15/2022	Harris-Stowe	W	96-53	1083
11/18/2022	at Ole Miss	L	68-72	5024
11/20/2022	Prairie View	W	80-79	1037
11/22/2022	at Arkansas St.	L	64-70	3686
11/28/2022	McNeese	W	86-83	1104
12/03/2022	at UNC Asheville	L	83-90	908
12/11/2022	Chicago St.	Wot	75-74	1099
12/13/2022	Bethel (TN)	W	103-75	3572
12/17/2022	at Bowling Green	W	75-67	1439
12/19/2022	Crowley's Ridge	W	120-59	1066
12/29/2022	at Little Rock	L	74-88	2709
12/31/2022	Morehead St.	W	64-57	1302
01/05/2023	Southeast Mo. St.	W	87-82	1180
01/07/2023	Tennessee Tech	Lot	80-84	1484
01/12/2023	at Tennessee St.	W	77-66	372
01/14/2023	at Southern Ind.	L	66-80	2560
01/19/2023	at Southeast Mo. St.	W	80-60	1115
01/21/2023	Eastern Ill.	W	91-78	1437
01/26/2023	Lindenwood	W	66-59	1059
01/28/2023	Southern Ind.	Wot	86-83	1927
02/02/2023	at SIUE	L	75-89	918
02/04/2023	at Lindenwood	L	75-80	1789
02/09/2023	at Eastern Ill.	L	75-77	1908
02/11/2023	Little Rock	W	84-61	1456
02/16/2023	SIUE	W	90-84	1178
02/18/2023	at Tennessee Tech	W	100-91	1857



UT MARTIN SKYHAWKS

RADIO/TV ROSTER



#0 KK CURRY
F • 6-6 • 205 • Jr.
Cleveland, Tenn.



#1 KOBY JEFFRIES
G • 6-3 • 190 • R-So.
Memphis, Tenn.



#2 KJ SIMON
G • 6-3 • 195 • Sr.
Orlando, Fla.



#3 JORDAN SEARS
G • 5-11 • 175 • So.
Daytona Beach, Fla.



#4 JOSH ENDICOTT
F • 6-9 • 205 • Sr.
Baxter, Tenn.



#5 CHRIS NIX
F • 6-9 • 220 • R-Jr.
Bellevue, Tenn.



#10 DESMOND WILLIAMS
G • 6-1 • 180 • Jr.
Montgomery, Ala.



#11 GRANT HURST
G • 6-2 • 180 • So.
Cleveland, Tenn.



#13 DYLAN PUMPIAN
G • 6-1 • 175 • So.
Marietta, Ga.



#20 JOSIAH MORRIS
F • 6-6 • 215 • So.
Mount Washington, Ky.



#22 RIFEN MIGUEL
F • 6-8 • 240 • Sr.
Luanda, Angola



#23 JALEN MYERS
F • 6-8 • 195 • So.
Madison, Ala.



#45 PARKER STEWART
G • 6-5 • 205 • Gr.
Union City, Tenn.



#55 DAVID KAMWANGA
F • 6-7 • 220 • So.
Kinshasa, DR Congo



RYAN RIDDER
Head Coach • 2nd Year
Embry-Riddle, 2008



DENVER COBB
Asst. Coach • 2nd Year
Embry-Riddle, 2009



ERIK BUGGS
Asst. Coach • 2nd Year
Valparaiso, 2013



REED RIDDER
Asst. Coach • 1st Year
Embry-Riddle, 2016



DANTIEL DANIELS
Special Asst. • 2nd Year
Colorado State, 2016



DEONTE JOHNSON
Development • 3rd Year
UT Martin, 2018



AUSTIN NISBETT
Dir. of Ops. • 1st Year
Duke, 2021



ALSTON JONES
Grad. Asst. • 1st Year
Embry-Riddle, 2020