

# ***UT MARTIN SKYHAWKS***



***2023-24 MEN'S BASKETBALL MEDIA GUIDE***

# 2023-24 UT MARTIN SKYHAWKS MEN'S BASKETBALL



**#0 KK CURRY**  
F • 6-6 • 205 • Sr.  
Cleveland, Tenn.



**#1 KOBY JEFFRIES**  
G • 6-3 • 195 • R-Jr.  
Memphis, Tenn.



**#2 ISSA MUHAMMAD**  
F • 6-9 • 245 • Sr.  
Atlanta, Ga.



**#3 JORDAN SEARS**  
G • 5-11 • 185 • Jr.  
Daytona Beach, Fla.



**#4 JUSTUS JACKSON**  
G • 6-1 • 175 • Jr.  
Surprise, Ariz.



**#5 JALEN MYERS**  
F • 6-8 • 200 • Jr.  
Huntsville, Ala.



**#10 BRAYLON JACKSON**  
G • 6-0 • 165 • Fr.  
East Dublin, Ga.



**#11 DESMOND WILLIAMS**  
G • 6-1 • 190 • Sr.  
Montgomery, Ala.



**#13 KENNY WHITE, JR.**  
F • 6-7 • 225 • Jr.  
Madisonville, Ky.



**#15 CHRISTIAN FUSSELL**  
F • 6-10 • 220 • Jr.  
Decatur, Ga.



**#21 SEBASTIAN MENDOZA**  
G • 6-3 • 195 • Jr.  
Riverside, Calif.



**#32 YASSIN HUSSEIN**  
F • 6-9 • 235 • Jr.  
Cairo, Egypt



**#35 JACOB CREWS**  
G/F • 6-8 • 210 • Jr.  
Hilliard, Fla.



**#55 DAVID KAMWANGA**  
F • 6-7 • 220 • Jr.  
Kinshasa, DR Congo



**RYAN RIDDER**  
Head Coach • 3rd Yr.  
Embry-Riddle, 2008



**DENVER COBB**  
Asst. Coach • 3rd Yr.  
Embry-Riddle, 2009



**ERIK BUGGS**  
Asst. Coach • 3rd Yr.  
Valparaiso, 2013



**REED RIDDER**  
Asst. Coach • 2nd Yr.  
Embry-Riddle, 2016



**NASHAD MACKEY**  
Asst. Coach • 1st Yr.  
Embry-Riddle, 2019



**JAKE PERRIN**  
Asst. Coach • 1st Yr.  
Penn St. DuBois, 2019



# QUICK FACTS

## UT MARTIN QUICK FACTS

**Founded:** 1900; Senior College, 1951  
**Enrollment:** 6,873  
**Nickname:** Skyhawks  
**Colors:** Navy Blue and Orange  
**Affiliation:** NCAA Division I  
**Conference:** Ohio Valley  
**Arena (Capacity):** Kathleen and Tom Elam Center (4,300)  
**Chancellor:** Dr. Yancy Freeman  
**Director of Athletics:** Kurt McGuffin  
**Athletics Website:** www.UTMSports.com

## UT MARTIN MEN'S BASKETBALL PERSONNEL

**Head Coach:** Ryan Ridder  
**Alma Mater:** Embry-Riddle, 2008  
**Career Record:** 170-109 (10th Season)  
**NCAA Division I Record:** 75-81 (Sixth Season)  
**School Record:** 27-36 (Third Season)

**Assistant Coach:** Denver Cobb  
**Tenure at UT Martin:** Third Season  
**Alma Mater:** Embry-Riddle, 2009

**Assistant Coach/Recruiting Coordinator:** Erik Buggs  
**Tenure at UT Martin:** Third Season  
**Alma Mater:** Valparaiso, 2013

**Assistant Coach:** Reed Ridder  
**Tenure at UT Martin:** Second Season  
**Alma Mater:** Embry-Riddle, 2016

**Assistant Coach/Player Development:** Nashad Mackey  
**Tenure at UT Martin:** First Season  
**Alma Mater:** Embry-Riddle, 2019

**Assistant Coach/Director of Basketball Operations:** Jake Perrin  
**Tenure at UT Martin:** First Season  
**Alma Mater:** Penn State DuBois, 2018

## UT MARTIN BASKETBALL QUICK FACTS

**2022-23 Overall Record:** 19-14  
**2022-23 Conference Record (Finish):** 10-8 (3rd of 10)  
**Players Returning/Lost:** 6/8  
**Starters Returning/Lost:** 2/3  
**Newcomers:** 8

**First Year of Basketball:** 1951  
**All-Time Basketball Record:** 829-1083  
**All-Time OVC Record:** 207-347  
**All-Time OVC Tournament Record:** 7-14  
**OVC Tournament Appearances:** 14  
**Last OVC Tournament Appearance:** 2023 (Semifinals)  
**OVC Championships:** 1 (2008-09 Regular Season)

## UT MARTIN SPORTS INFORMATION

**Sports Information Director/MBB Contact:** Ryne Rickman  
**Email Address:** rrickman@utm.edu  
**Office Phone:** (731) 881-7632  
**Cell Phone:** (270) 703-2601  
**Mailing Address:** UT Martin Sports Information  
 1022 Elam Center  
 15 Mt. Pelia Rd.  
 Martin, TN 38238

## TABLE OF CONTENTS

Quick Facts ..... 1  
 Media Information ..... 2  
 Skyhawk Sports Network/ESPN+ ..... 3-4  
**SECTION I: MEET THE SKYHAWKS ..... 5**  
 Roster ..... 6  
 Returner Bios ..... 7-12  
 Newcomer Bios ..... 13-20  
**SECTION II: COACHING/SUPPORT STAFF ..... 21**  
 Coaching Staff ..... 22-27  
 Support Staff ..... 28  
**SECTION III: 2023-24 OUTLOOK ..... 29**  
 Season Preview ..... 30-31  
 Opponents ..... 32-35  
 OVC Tournament/Postseason History ..... 36  
 OVC Composite Schedule ..... 37-38  
 Ohio Valley Conference ..... 39-40  
**SECTION IV: 2022-23 REVIEW ..... 41**  
 Season Recap ..... 42-43  
 Overall Statistics/OVC-Only Statistics ..... 44-45  
 Game Recaps ..... 46-56  
 Superlative Statistics ..... 57-62  
**SECTION V: HISTORY AND RECORDS ..... 63**  
 Season/Career/Game Records ..... 64-65  
 All-Time Roster ..... 66-67  
 Skyhawks of Distinction/Hall of Famers/1,000 Point Club ..... 68-73  
 All-Time Head Coaches ..... 74-76  
 Yearly Results ..... 77-88  
 Series Records/Series Breakdowns ..... 89-102  
**SECTION VI: THIS IS UT MARTIN ..... 103**  
 Kathleen and Tom Elam Center ..... 104-105  
 Strength and Conditioning ..... 106-107  
 Distinguished Alumni ..... 108-110  
 OVC Academic Awards ..... 111  
 Athletic Director ..... 112

## CREDITS

The 2023-24 University of Tennessee at Martin men's basketball media guide was written, produced and laid out by sports information director Ryne Rickman using Adobe InDesign CC. Front cover design by Ryne Rickman. Photos by Steve Mantilla/Raffe Lazarian/Nathan Morgan/Trevor Ruskowski/Tyler Holmes/Katie Long/UTM Relations, Clinton Smith, Tom Via, Alex Boggis, Jake Rogers and Ryne Rickman. Special assistance by Mark Miles.

The University of Tennessee at Martin does not discriminate on the basis of race, sex, color, religion, national origin, age, disability or veteran status in provision of educational opportunities or employment opportunities and benefits. UT Martin does not discriminate on the basis of sex or disability in the education programs and activities which it operates, pursuant to requirements of Title VI of the Civil Rights Act of 1964 as codified in 42 U.S.C. 2000D; Title IX of the Educational Amendments of 1972, Public Law 92-318; Section 504 of the Rehabilitation Act of 1973, Public Law 93-112; the Americans with Disabilities Act of 1990, Public Law 101-336; and the Age Discrimination in Employment Act. This policy extends to both employment by and admission to the university. Inquiries concerning Title VI, Title IX, Section 504, the Americans with Disabilities Act, and the Age Discrimination in Employment Act should be directed to the Office of Equity and Diversity, 240 Gooch Hall, UT Martin, Martin, TN 38238-5002, 731-881-7202. Charges of violation of the above policy also should be directed to the Equity and Diversity Officer. E05-0416-00-012-24.

2023-24 SKYHAWK MEN'S BASKETBALL



# MEDIA INFORMATION



**RYAN MENLEY**  
ASSOCIATE ATHLETIC DIRECTOR  
FOR EXTERNAL OPERATIONS

ADMINISTRATIVE NEEDS, VIDEO CONTENT,  
POSTGAME HIGHLIGHTS

OFFICE PHONE: 731-881-7694  
CELL PHONE: 816-344-8799  
EMAIL: JMENLEY3@UTM.EDU



**RYNE RICKMAN**  
SPORTS INFORMATION DIRECTOR

VOLLEYBALL, BEACH VOLLEYBALL, MEN'S BASKETBALL,  
GOLF, RIFLE, RODEO, EQUESTRIAN

OFFICE PHONE: 731-881-7632  
CELL PHONE: 270-703-2601  
EMAIL: RRICKMAN@UTM.EDU



**ALEX BOGGIS**  
ASSISTANT SPORTS INFORMATION DIRECTOR

FOOTBALL, WOMEN'S BASKETBALL,  
SOFTBALL

OFFICE PHONE: 731-881-7694  
CELL PHONE: 618-357-1536  
EMAIL: DBOGGIS@UTM.EDU



**DAVIS GREGORY**  
SPORTS INFORMATION ASSISTANT

SOCCER, CROSS COUNTRY,  
TRACK AND FIELD, BASEBALL

OFFICE PHONE: 731-881-7694  
CELL PHONE: 865-399-0852  
EMAIL: DGrego18@UTM.EDU



**MAC DORAN**  
ESPN+ PRODUCTION COORDINATOR

ESPN+ LIVE PRODUCTIONS,  
POSTGAME MELTS

OFFICE PHONE: 731-881-7694  
CELL PHONE: 731-514-5583  
EMAIL: TDORAN2@UTM.EDU



## INTERVIEW POLICIES

Media interviews with student-athletes and coaches are encouraged, and every effort will be made to accommodate media requests. In-person interviews are preferred. Reach out through the sports information office for the best times to interview head coach Ryan Ridder and student-athletes.

## POSTGAME AVAILABILITIES

Players and coaches will be available for interviews after a brief cooling-off period at the conclusion of each game. Full stat packages will be available on UTMSports.com upon the completion of each game. Head coach Ryan Ridder and select student-athletes will be made available upon request. Space will be made available following postgame interviews for filing stories for home contests.

## CREDENTIALS

Media credentials are required for all Skyhawk home games and can be obtained through the sports information office. Please notify sports information director Ryne Rickman at least 24 hours in advance of home games and at least 72 hours in advance of road games. There is no designated parking for visiting media at home games.

## PRESS ROW

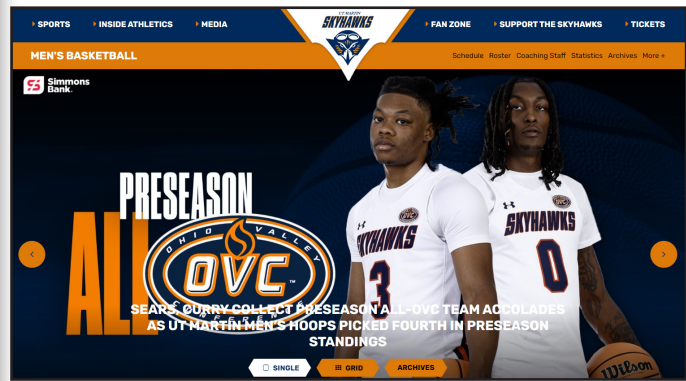
The Kathleen and Tom Elam Center press row has wireless internet access for all working members of the media under "UTM Guest". Users will be asked to enter a valid email address. Live stats, offered by StatBroadcast.com, can be found at www.UTMStats.com.

## ON THE WEB

A wealth of resources for the UT Martin sports information department can be found at www.UTMSports.com, powered by SIDEARM Sports. The website features updated schedules, rosters, player bio information, game notes and statistics.

## SKYHAWKS IN PRINT

The name of our institution is The University of Tennessee at Martin and if abbreviated, should be referred to as UT Martin. The University of Tennessee at Martin should be used as the first reference in a news story. UT Martin should be used in subsequent references and UTM is acceptable in headlines. Tennessee-Martin, UT-Martin, UT or Martin should never be used. The description Skyhawks should be used to represent all UT Martin athletic teams. Hawks should never be used.





**DAVIS GREGORY**  
**LEAD PLAY-BY-PLAY**  
**BROADCASTER**



Davis Gregory joined his alma mater as broadcaster for the Skyhawk Sports Network on Aug. 1, 2023.

In his position, the Knoxville, Tenn. native will serve as the lead play-by-play announcer for all ESPN+ streams.

Gregory graduated from UT Martin last spring and served as the Sports Director at the campus radio station WUTM 90.3 "The Hawk" for three years. During his tenure, the Knoxville native brought home numerous awards for the station. Two of the most notable are the Intercollegiate Broadcasting System awards for "Best Play-by-Play - Other" for his call of the 2022 UT Martin Rodeo and "Best Play-by-Play for a Men's Basketball Game" for his call of the Skyhawks' contest against Eastern Illinois in 2021.

In his four years at WUTM radio, Gregory called UT Martin and Westview High School football and basketball games. In 2021, he was a part of the broadcasting team that covered the TSSAA 2A Blue Cross Bowl State Championship Game where the Westview Chargers captured their first football state title.

In 2022, Gregory helped the Skyhawk athletics department win the Ohio Valley Conference's Program of Excellence "Call of the Game" award for his play-by-play description of Casey Harford's record-setting third home run of the day against Tennessee Tech.



**CHRIS BRINKLEY**  
**VOICE OF THE SKYHAWKS**  
**& BROADCASTING COORDINATOR**

Chris Brinkley enters his 23rd season as the "Voice of the Skyhawks" and broadcasting coordinator for the Skyhawk Sports Network. He will provide play-by-play analysis for women's basketball broadcasts and color commentary for men's basketball games on ESPN+ in 2023-24.

Brinkley earned the 2018-19 Ohio Valley Conference Media Award, given annually to a media member who exhibits the highest commitment to covering the OVC.

Brinkley serves as the event emcee for all athletics functions at UT Martin. That includes NCAA Tournament selection show viewing parties, OVC Tournament banquets and the annual UTMMY's.

Away from the athletics forum, Brinkley spent 20-plus years hosting the "Good Times in the Morning" radio show at WCMT 101.3 FM in Martin, where he often kept local listeners informed of the latest OVC news and notes.

Brinkley currently teaches as an adjunct professor in the UT Martin department of communications as well as the department of health and human performance.

Brinkley is a highly accomplished narrator of audiobooks, author and voice actor. He has provided the voiceover work for over 500 different projects in the last five years alone.

2023-24 SKYHAWK MEN'S BASKETBALL

**FLAGSHIP STATION: THUNDERBOLT BROADCASTING**



9:41



**ESPN+**



## Exclusive Live Sports

Stream events from leagues like the UFC, MLB, & MLS, plus international soccer, college sports, and more.

CHOOSE A PLAN:

Annual

Monthly

- ✓ \$69.99/yr
- ✓ Save over 15%\*

By clicking "Agree & Subscribe", you are enrolling in automatic payments of \$69.99/year (plus tax, where applicable) (increasing to \$99.99/year on 8/23/22) that will continue until you cancel. Cancel anytime, effective at the end of your billing period. No refunds or credits for partial months or years.

By clicking "Agree & Subscribe" below, you also agree to the [ESPN+ Subscriber Agreement](#), and acknowledge that you have read our [Privacy Policy](#). Not for commercial use.

**Agree & Subscribe**

LOG IN

RESTORE

\* Compared to monthly.

ESPN account may be required to access ESPN+



Home



Scores



Watch



Listen



Sports



# SECTION I

MEET THE SKYHAWKS



# ROSTER



**Front Row (L to R):** Jordan Sears, Koby Jeffries, Braylon Jackson, Desmond Williams, Justus Jackson, Sebastian Mendoza, KK Curry.  
**Back Row (L to R):** David Kamwanga, Jacob Crews, Yassin Hussein, Christian Fussell, Issa Muhammad, Kenny White Jr., Jalen Myers.

| No. | Name              | Pos. | Ht.  | Wt. | Class | Hometown (Previous School)                        |
|-----|-------------------|------|------|-----|-------|---|
| 0   | KK Curry          | F    | 6-6  | 205 | Sr    | Cleveland, Tenn. (South Alabama)                  |
| 1   | Koby Jeffries     | G    | 6-3  | 195 | R-Jr  | Memphis, Tenn. (UAB)                              |
| 2   | Issa Muhammad     | F    | 6-9  | 245 | Sr    | Atlanta, Ga. (New Mexico State)                   |
| 3   | Jordan Sears      | G    | 5-11 | 185 | Jr    | Daytona Beach, Fla. (Gardner-Webb)                |
| 4   | Justus Jackson    | G    | 6-1  | 175 | Jr    | Surprise, Ariz. (Hawai'i)                         |
| 5   | Jalen Myers       | F    | 6-8  | 200 | Jr    | Huntsville, Ala. (Hinds CC)                       |
| 10  | Braylon Jackson   | G    | 6-0  | 165 | Fr    | East Dublin, Ga. (Newnan HS)                      |
| 11  | Desmond Williams  | G    | 6-1  | 190 | Sr    | Montgomery, Ala. (Troy)                           |
| 13  | Kenny White, Jr.  | F    | 6-7  | 225 | Jr    | Madisonville, Ky. (Murray State)                  |
| 15  | Christian Fussell | F    | 6-10 | 220 | Jr    | Decatur, Ga. (Middle Tennessee)                   |
| 21  | Sebastian Mendoza | G    | 6-3  | 195 | Jr    | Riverside, Calif. (San Bernardino Valley College) |
| 32  | Yassin Hussein    | F    | 6-9  | 235 | Jr    | Cairo, Egypt (Lake Land College)                  |
| 35  | Jacob Crews       | G/F  | 6-8  | 210 | Jr    | Hilliard, Fla. (Daytona State College)            |
| 55  | David Kamwanga    | F    | 6-7  | 220 | Jr    | Kinshasa, DR Congo (Fork Union Military Academy)  |

**Head Coach:** Ryan Ridder (Embry-Riddle, 2008), Third Season at UT Martin, 10th Season Overall  
**Assistant Coach:** Denver Cobb (Embry-Riddle, 2009), Third Season  
**Assistant Coach/Recruiting Coordinator:** Erik Buggs (Valparaiso, 2013), Third Season  
**Assistant Coach:** Reed Ridder (Embry-Riddle, 2016), Second Season  
**Assistant Coach/Player Development:** Nashad Mackey (Embry-Riddle, 2019), First Season  
**Assistant Coach/Director of Basketball Operations:** Jake Perrin (Penn State DuBois, 2018), First Season

### PRONUNCIATION GUIDE

- 2 .....Ee-suh Moo-ha-med
- 10.....Bray-len Jackson
- 15.....Christian Fussell (like Russell)
- 21.....Suh-bass-chen Men-doe-za
- 32.....Yah-seen Hoo-sane
- 55.....David Kam-wahn-guh
- AC.....Nuh-shod Mackey



## RETURNER BIOS





KK

# CURRY

SENIOR | FORWARD

6-6 | 205

CLEVELAND, TENN. | SOUTH ALABAMA

**2022-23:** Played in 31 games, making 23 starts in the Skyhawk frontcourt...Ranked third in the Ohio Valley Conference in field goal percentage (.584) and eighth in rebounding (5.7 per contest)...Averaged 8.5 points and 1.2 steals while averaging 23.0 minutes per game...Shot 36.8 percent (7-of-19) from three-point range...Hauled in a team-best 5.9 rebounds per game in OVC play...Saved his best performance for last, topping UT Martin in scoring with 21 points (on 9-of-14 shooting) to go along with a team-high nine rebounds in a career-best 36 minutes against Tennessee Tech in the OVC Championship semifinals on March 3...Scored in double digits on 11 separate occasions and was responsible for three double-doubles...Posted a double-double in back-to-back games against eventual OVC regular season champion Morehead State (14 points, career-high 16 rebounds on Dec. 31) and against eventual OVC tournament champion Southeast Missouri (15 points, 13 rebounds on Jan. 5)...Became only the seventh Skyhawk since 2008-09 to grab at least 16 rebounds in an OVC game...Had 15 points on an efficient 7-for-10 shooting performance at UNC Asheville on Dec. 3...Buried a pair of three-pointers twice (two attempts against Bethel on Dec. 13, three tries against SIUE in the OVC Championship quarterfinals on March 2)...Went a season-best 7-for-10 from the free throw line at Tennessee State on Jan. 12...Grabbed double-digit rebounds five times and led the team in rebounding on 11 separate occasions...Distributed multiple assists three times...Produced 10 multi-steal games, including a career-best four swipes at Ole Miss (Nov. 18) and against Bethel (Dec. 13)...Was responsible for a pair of multi-block performances, including a career-high three rejections against SIUE in the OVC Championship quarterfinals on March 2.

**2021-22:** Was one of the team's best performers, starting in 19 of his 29 games played...Ranked seventh in the OVC in blocked shots (0.9 per game)...Paced the squad in free throws made (70) and free throws attempted (108)...Averaged 9.7 points, 4.9 rebounds and 1.0 assist in 22.9 minutes per contest...Shot 48.4 percent (103-for-213) from the field, including 38.5 percent (5-of-13) from three-point range...Led the team in scoring four times and also topped the squad in rebounding on four different occasions...Began his Skyhawk career with his first collegiate double-double, tallying 15 points and a season-high 11 rebounds at No. 17 Tennessee on Nov. 9...Joined Terrence Parker (2017) and two-time All-American Lester Hudson (2007) as the only UT Martin players since 2002 to snare a double-double in a season opener...Scored in double figures 15 times, including a trio of 20-plus point outings...Set career-highs with 24 points against Morehead State (career-best 10 field goals made on 18 attempts on Feb. 16) and against North Dakota (Nov. 21)...Also nearly missed a double-double (22 points, nine rebounds, career-high three blocks in 26 minutes) against Miami-Hamilton on Nov. 13...Shot 50 percent or better in 14 separate games, including a perfect 7-for-7 effort against Carver College on Nov. 24...Sank at least six free throws in six different games, including a season-best seven makes in the aforementioned Nov. 21 contest against North Dakota...Grabbed at least eight rebounds on six different occasions...Handed out a career-best four assists to go along with a career-high three blocks against Carver College on Nov. 24...Accounted for eight multi-block performances, swatting a career-best three shots in three separate games...Also had four multi-steal outings, including a season-high three swipes against Morehead State on Feb. 16...Was named OVC Newcomer of the Week on Nov. 15.

**BEFORE UTM:** Spent two seasons playing at South Alabama under head coach Richie Riley, helping the Jaguars to 37 wins and a 23-14 mark in Sun Belt Conference play...Tallied 214 points, 122 rebounds, 17 assists, 22 blocks and 16 steals over 50 career games (eight starts) during his time in Mobile, Ala., shooting 51.4 percent (74-of-144) from the floor and sinking 75.9 percent (66-for-87) of this free throw attempts...As a sophomore in 2020-21, he averaged 5.5 points and 3.0 rebounds over 15.8 minutes per game, logging six starts during the midseason...Cracked double figures in the scoring column seven times (all in the first 14 games of the season), including a season-best 20 points to go along with a season-high nine rebounds at Alabama A&M on Dec. 19, making a career-best 10 free throws in that contest...Also nearly snared double-doubles against Coastal Carolina (19 points, nine rebounds on Jan. 8), Appalachian State (16 points, nine rebounds on Jan. 15) and Georgia Southern (12 points, nine rebounds on Jan. 1)...Ranked second on the team in blocks with five multi-block performances (including a season-high three swats against Appalachian State on Jan. 16)...Also added a pair of multi-steal performances...Saw playing time in 23 games as a true freshman, averaging 2.9 points and 1.8 rebounds while connecting on 62.2 percent (28-for-45) of his field goal tries in 9.3 minutes per contest...Best game of the season came at Alabama A&M on Dec. 17 as he notched season-highs in points (15), rebounds (six) and minutes played (32), going 5-for-6 from the field...Also added 10 points in his collegiate debut against Pikeville (Nov. 6) and at Georgia Southern (Feb. 1)...Scored the game-winning bucket with a floater off an offensive rebound with 0.5 seconds remaining to help the team to a 50-49 win against Louisiana-Monroe on Feb. 15...Played his final season of high school for head coach Jere Quinn at St. Thomas More School in Oakdale, Conn., where he was named a three-star prospect and the No. 6 ranked player in Connecticut by 247Sports.com...Also played at Cleveland High School, where he was a Class AAA Tennessee State Sports Writers Association all-state honoree for the 2016-17 season...Was the No. 11 ranked high school prospect in Tennessee in his class...Guided the Blue Raiders to the District 5-3A regular season and tournament championships as a junior, helping CHS finish with a 25-4 overall record...Earned the Region Tournament MVP award...Poured in 29 points in the 2017 District 5-AAA championship game against East Hamilton.

**PERSONAL:** Born on May 8, 2000...Son of Ikjie Curry and Tameshia Hickey...Has three siblings, Tray Curry, Gmya Sheets and Jager Curry...Majoring in interdisciplinary studies.



2023-24 SKYHAWK MEN'S BASKETBALL



## RETURNER BIOS

# 11



## DESMOND WILLIAMS

SENIOR | GUARD  
6-1 | 190  
MONTGOMERY, ALA. | TROY

**2022-23:** Saw playing time in a team-high 32 contests, making nine starts...Ranked eighth in the Ohio Valley Conference in three-point field goals made (2.1 per game)...Averaged 8.1 points, 2.2 rebounds and 1.6 assists in 26.2 minutes per outing...Led the team with an .889 free throw percentage, sinking 24 of his 27 tries on the season while making 94.7 percent (18-for-19) of his attempts in league play...Swished 68 three-pointers to rank second on the squad...Nearly boasted a 2:1 assist-to-turnover ratio (51 assists against just 27 turnovers)...Scored in double figures on a dozen separate occasions, including season-highs of 16 points (in 23 minutes) at Tennessee State on Jan. 12 and against SIUE (in 25 minutes) on Feb. 16...Made at least three trifectas in 14 different games, including a season-high five triples on the way to 15 points at Bowling Green on Dec. 17...Hauled in a career-best seven rebounds in just 16 minutes of playing time against Champion Christian on Nov. 12...Distributed three or more assists on 10 separate occasions, including season-highs of four dimes (in 22 minutes) against Crowley's Ridge on Dec. 19 and at Tennessee Tech on Feb. 18...Swiped 30 steals on the season, thanks in large part to eight multi-steal performances (including a career-high five swipes against Chicago State on Dec. 11)...Equaled a career-high with 38 minutes played in the OVC Championship semifinals against Tennessee Tech on March 3.

**BEFORE UTM:** Started 60 out of his 84 career games under head coach Scott Cross at Troy, where he scored 641 points and played alongside former Skyhawk teammate Rifen Miguel...Averaged 7.6 points, 2.3 rebounds and 1.5 assists per contest while adding 66 steals and 10 blocks over three seasons, shooting 36 percent (132-of-367) from three-point range and 74.3 percent (81-for-109) from the charity stripe...Was one of only two Trojans to play in all 32 games in 2021-22, logging a team-best 29 starts for a squad that went 20-12 overall and made an appearance in the College Basketball Invitational...Set season career-highs in free throw percentage (.792) and steals (32) while averaging 7.0 points per game...Season-high of 21 points came at Mercer on Dec. 22, which was one of his eight double-digit scoring efforts...Made at least three

3-pointers on eight different occasions – including a career-best 6-of-9 performance on Feb. 10 against Arkansas State...Added nine multi-steal games...Topped Troy in three-point field goals made (37) and three-point field goal percentage (.327) while averaging 6.5 points per contest during the 2020-21 campaign...Produced five double-digit scoring performances, including a season-high 20 points (aided by a 6-for-9 effort from three-point range) and a career-best seven rebounds in the Sun Belt Conference Championship quarterfinals against UT Arlington on March 5, 2021...Originally was slated to redshirt the 2019-20 campaign but played his way into a big role as a true freshman, leading the Trojans in three-point percentage (.389) while averaging career-bests of 9.7 points, 2.5 rebounds and 2.0 assists per game...Was responsible for 11 double figure scoring games, including a career-best 23 points at Georgia State on Feb. 1, 2020...In that game, he swished five of his 10 three-point attempts while also established career-high in free throws made (eight) and free throws attempted (10)...Distributed a career-best six assists on Feb. 13, 2020 against UL Monroe while swiping a career-high five steals against Louisiana on Feb. 15, 2020...Accounted for a school record 2,500 career points at Brewbaker Tech High School under head coach Chauncey Shines...Was a finalist for 5A Alabama Player of the Year and was named all-state during his senior season...Was a second team all-state honoree as a junior and notched all-district honors in all four years in a Ram uniform...Participated in the Alabama/Mississippi All-Star Game and the Alabama North/South All-Star Game...Displayed a knack for big games, once scoring 45 points while also accumulating a triple-double during his high school career.



**PERSONAL:** Born on Sept. 11, 2000...Son of Barbara Williams and Paris Davis...Majoring in interdisciplinary studies.

2023-24 UT MARTIN MEN'S BASKETBALL



## RETURNER BIOS





KOBY

JEFFRIES

R-JUNIOR | GUARD

6-3 | 195

MEMPHIS, TENN. | UAB

**2022-23:** Played in a team-high 32 games while making four starts...Averaged 4.7 points, 2.2 rebounds and 2.0 assists over 18.2 minutes per outing...Knocked down 75.4 percent (43-for-57) of his free throw attempts and improved that number to 81.5 percent (22-of-27) in Ohio Valley Conference play...Scored in double figures four times, including a career-best 15 points (on 7-of-10 shooting) in a season-high 35 minutes against Tennessee Tech on Jan. 7...Also came up big with 14 clutch points (4-of-8 shooting, a perfect 6-for-6 from the free throw line) in 24 minutes against SIUE in the OVC Championship quarterfinals on March 2...Set career-highs with nine free throws made and 10 free throw tries in only 18 minutes against Southeast Missouri on Jan. 5...Set career-highs in rebounds (seven) and blocked shots (two) in only 27 minutes against Crowley's Ridge on Dec. 19...Distributed at least four assists in five different games, including season-highs of six assists (in 19 minutes) against Champion Christian on Nov. 12 and against McNeese (15 minutes played) on Nov. 28...Came away with three multi-steal performances, including a season-high three swipes against Champion Christian on Nov. 12 and against SIUE on Feb. 16...Was named to the Athletic Director's Honor Roll for both the fall and spring semesters.

**2021-22:** Was a steady contributor at the point guard position, becoming the only Skyhawk to start in all 30 games...Ranked in the top-10 in the OVC in steals (1.4 per game, sixth) and minutes played (31.1 per outing, 10th)...Ranked fourth in the league with 1.5 steals per contest in league play...Topped UT Martin in minutes played (934) and assists (89)...Averaged 6.3 points, 3.3 rebounds, 3.0 assists and 1.4 steals per outing while shooting 49 percent (75-of-153) from the field...Scored in double figures seven times, including season-highs of 14 points against Middle Tennessee (Dec. 11) and Austin Peay (Jan. 20)...Shot 50 percent or better in 18 different games, including all four contests where he made a season-best five field goals...Sank a pair of three-pointers in back-to-back games (going a combined 4-for-5) at SIUE on Feb. 10 and at Eastern Illinois on Feb. 12...Shot 76.7 percent from the free throw line in OVC play, including a perfect 6-for-6 performance against SIUE on Jan. 24...Hauled in a season-high six rebounds on four different occasions...Distributed a career-best nine assists (against zero turnovers) against Miami-Hamilton on Nov. 13...Had a pair of multi-block outings, swatting away a pair of shots against Middle Tennessee (Dec. 11) and No. 21 Murray State (Feb. 19)...Boasted 11 multi-steal performances, including a career-high six swipes at Morehead State on Jan. 12 (the most by any UT Martin player against a Division I opponent since Nov. 12, 2017 – a span of 130 games)...Logged a career-high 40 minutes against Morehead State on Feb. 16...Was named to the Athletic Director's Honor Roll for both the fall and spring semester.

**BEFORE UTM:** Played the 2020-21 season for head coach Andy Kennedy at UAB as the Blazers went 22-7 overall with a 13-5 mark in Conference USA play...Played in 10 games, tallying five points, five rebounds, three assists and two steals in 40 minutes of action...Scored four points with a rebound, an assist and a steal in only 11 minutes in his collegiate debut against Alcorn State on Nov. 25...Attended The Skill Factory prep school located in Woodstock, Ga., where he was selected to participate in the Nike Global Jam in Gran Canaria, Spain as well as the prestigious All-American Jamboree and National Prep Showcase events...Captured first team all-tournament accolades and earned the "Best Point Guard" award after averaging 17.6 points, 9.3 rebounds, 4.0 assists and 3.9 steals per contest at the Nike Global Jam...Graduated from First Assembly Christian School in Cordova, Tenn....Guided the Crusaders to a 41-11 record and a pair of District 2 championships in his two seasons, collecting back-to-back TSSAA District 2 Player of the Year honors under head coach Dee Wilkes...Was also a first team all-region selection after averaging 19 points, eight rebounds and eight assists per game for the Crusaders...One of his best performances came in a district contest against Sacred Heart of Jesus when he pumped in 40 points...His successful run at FACS came after he spent his first two high school seasons at Lausanne Collegiate High School.

**PERSONAL:** Born on Feb. 13, 2001...Son of Anthony and Kobra Jeffries...Has two siblings, Anthony II and Landon...Majoring in interdisciplinary studies.



2023-24 SKYHAWK MEN'S BASKETBALL



## RETURNER BIOS

55



DAVID

KAMWANGA

JUNIOR | FORWARD

6-7 | 220

KINSHASA, DR CONGO | FORK UNION MILITARY ACADEMY

**2022-23:** Played in 25 games off the bench, tallying 30 points, 52 rebounds, eight assists, seven steals and one block in 206 minutes (8.2 per game)... Shot 76.9 percent (10-for-13) from the free throw line...Best all-around performance of the season came on Dec. 13 against Bethel, tallying career-highs of eight points (on 3-of-4 shooting), two assists and two steals while tacking on four rebounds in just 18 minutes...Established a career-high in rebounds (seven) and steals (two) while logging a season-best 18 minutes at Tennessee State on Jan. 12...Hauled in at least four rebounds on seven separate occasions, including back-to-back six-rebound games in Ohio Valley Conference play (16 minutes at Southeast Missouri on Jan. 19, 15 minutes against Eastern Illinois on Jan. 21)...Was named to the Athletic Director's Honor Roll for both the fall and spring semesters...Was named to the OVC Commissioner's Honor Roll.

**2021-22:** Saw his minutes increase towards the end of the season, playing in 16 contests overall...Averaged 1.7 points and 2.1 rebounds over 8.9 minutes per game, shooting 48 percent (12-for-25) from the floor...Tallied 19 points and 21 rebounds in 82 minutes of OVC play...Scored in eight different contests, including a season-best six points in a career-high 22 minutes against No. 21 Murray State on Feb. 19, as he was a major contributor down the stretch of that game...Also posted a season-best six points (on 3-of-4 shooting) in the Feb. 26 season finale at Tennessee Tech...Snared at least three rebounds on seven different occasions, including a season-best six boards in only 12 minutes at Southeast Missouri on Feb. 24...Swiped a steal in six total contests, including four of his first five collegiate appearances...Was named to the Athletic Director's Honor Roll for both the fall and spring semesters...Was named to the OVC Commissioner's Honor Roll.

**BEFORE UTM:** Attended Fork Union Military Academy in Fork Union, Va., where he played for head coach Seth Wilson...Helped the Blue Devils go 12-8 during the 2020-21 campaign against a challenging schedule that included matchups against several top prep schools...Secured double-doubles against TPLS Christian Academy (13 points, 14 rebounds, three blocks on Nov. 10) and against Mt. Zion Prep (10 points, 12 rebounds, two blocks on Jan. 30)...Before Fork Union, he played under head coach Joe Klazas at Lancaster Catholic High School in Pennsylvania, where he helped guide the Crusaders to the Pennsylvania Interscholastic Athletic Association District 3 championship with a 25-3 record in 2019-20...Averaged a team-best 11.7 points per contest as a senior, helping lead LCHS to its 20th state tournament appearance in school history...Scored 19 points in the Crusaders' second round PIAA state tournament victory over Belle Vernon...Sank the game-winning jumper – a 12-foot pull-up leaner – just before time expired in overtime of the District 3 Class 4A championship game against No. 2 seeded Bishop McDevitt, capping off a team-high 15-point, nine-rebound performance...Also helped power the Crusaders to the PIAA state tournament during his junior campaign, collecting Lancaster-Lebanon League All-Star accolades...Knocked down a pair of go-ahead, game-winning free throws with 0.1 seconds remaining in the Lancaster-Lebanon League semifinals as a sophomore.

**PERSONAL:** Born on Aug. 5, 2001...Son of Augustin/Annie Kamwanga and Doug/Terry Kraft...Has five siblings, Jonathan Kamwanga, Celeste Kamwanga, Divine Kamwanga, Justin Kraft and Jordan Kraft...First learned to play basketball in March of 2016 at the Serge Ibaka Dreams Academy Camp in the Democratic Republic of Congo...Majoring in business management.



2023-24 UT MARTIN MEN'S BASKETBALL



## RETURNER BIOS



**2022-23:** Displayed immense potential, cracking the starting lineup in eight of his 29 games played...Was one of just two Skyhawks to play in all 18 OVC games (joining Chris Nix)...Averaged 6.3 points and 3.9 rebounds in just 14.3 minutes per contest, shooting a team-best .385 (15-for-39) from beyond the three-point arc while canning 83.6 percent (46-of-55) of his free throw attempts...Scored in double figures 11 times and accumulated one double-double (10 points, career-best 11 rebounds in a career-high 27 minutes at Eastern Illinois on Feb. 9)...Went off for a career-best and team-high 23 points (on 11-of-13 shooting) with six rebounds, a career-high three assists, a block and a steal in just 19 minutes against Champion Christian on Nov. 12...Reached double digits in the scoring column in seven out of nine OVC games from Jan. 14 through Feb. 11, including an 18-point performance (on 6-of-8 shooting, including a career-high four 3-pointers in six tries) in just 17 minutes at Lindenwood on Feb. 4...Topped the squad in rebounding on three separate occasions, snaring at least six rebounds in eight games...Accounted for multiple assists in six different contests...Boasted a pair of multi-block performances, swatting away two shots against Crowley's Ridge (Dec. 19) and Little Rock (Feb. 11)...Had two multi-steal efforts, swiping a pair of steals at SIUE on Feb. 2 and against Little Rock on Feb. 11...Was named to the Athletic Director's Honor Roll for both the fall and spring semesters.

**BEFORE UTM:** Earned Mississippi Association of Community Colleges Conference (MACCC) Most Valuable Player and first team accolades at Hinds Community College in 2021-22 under head coach Jonathan Nevol...Ranked in the top-five in the nation in free throw percentage (.890, fourth) and rebounding (11.4 boards per contest, fifth) while also leading the Bulldogs in scoring (19.0 points per game) and blocked shots (1.1 per outing)...Shot 48.8 percent (164-of-336) from the floor while adding 2.0 assists per game and 23 steals over 25 games played in 2021-22...Was the NJCAA National Player of the Week on Feb. 16 and also brought home a pair of MACCC Player of the Week accolades...Racked up 19 double-doubles in 2021-22 and also recorded a triple-double (20 points, career-high 22 rebounds, career-best 10 assists) against Jones on Feb. 14...Scored in double figures on 23 separate occasions, pumping in 20 or more points in 10 different contests...Had a pair of 30-plus point performances (career-best 35 points on 13-of-24 shooting, including a career-high seven trifectas against Delgado on Jan. 13 and 34 points on 12-for-18 shooting against East Mississippi on Feb. 7)...Season-high 75 percent field goal percentage (9-of-12) came on an efficient 28-point outing at Copiah-Lincoln on Feb. 3 while he sank double-digit free throws three times (including a season-high 11 makes in 13 tries at East Mississippi on Nov. 18)...Provided five multi-block performances (including a career-high four swats at Delgado on Nov. 4) and four multi-steal efforts (career-best three swipes at Holmes on Feb. 10)...Began his collegiate career playing for head coach Willis Wilson at Texas A&M Corpus Christi, a member of the Southland Conference...Compiled 17 points, 13 rebounds, four assists and two blocks in 53 minutes over six games for the Islanders in 2020-21...Set season-highs in points (six) and rebounds (five) in only eight minutes against Our Lady of the Lake on Dec. 19 while also tying a season-high with five boards at New Orleans on Jan. 20...Was a first team all-state honoree at Bob Jones High School, where he was ranked as the best wing in the state and No. 3 overall prospect in the state of Alabama...Playing under head coach Luther Tiggs, he collected Alabama 7A Defensive Player of the Year honors and was a second team All-Super State honoree...Joined the Patriots' 1,000 Point Club and averaged 18.5 points, 12.6 rebounds, 2.6 assists, 1.9 blocks and 1.3 steals per game as a senior.

**PERSONAL:** Born on Nov. 12, 2001...Son of Herman and Latoya Myers...Has one sibling, Jada...Majoring in sport management.



2023-24 SKYHAWK MEN'S BASKETBALL



## RETURNER BIOS

# 3



### JORDAN SEARS

JUNIOR | GUARD  
5-11 | 185

DAYTONA BEACH, FLA. | GARDNER-WEBB

**2022-23:** Emerged as one of the best players in the Ohio Valley Conference, earning All-OVC first team and OVC All-Newcomer accolades...Ranked in the top-10 in the OVC in scoring (15.3 points per game, eighth), free throw percentage (.800, eighth) and field goal percentage (.489, 10th)...Upped his scoring average in league play to 18.2 points per contest, which ranked fourth in the OVC...Played in a team-high 32 contests, making 30 starts...Topped the squad in points (489), assists (91, 2.8 per game), free throws made (132) and free throws attempted (165)...Also averaged 3.4 rebounds and 1.2 steals over 28.7 minutes per contest...Led team in scoring a team-high 14 times, including 12 times out of his 16 games played in OVC play...Scored in double figures on 26 separate occasions, including each of his final 22 outings...Piled up a trio of 30-plus point games (all against OVC opposition), including a career-high 33-point effort on 8-of-13 shooting (plus a career-best 15-for-16 performance from the free throw line) in the OVC Championship quarterfinals against SIUE on March 2...Also went off for 32 points (on 11-of-19 shooting) against Southern Indiana on Jan. 28 and for 30 points (on 11-for-18 shooting) against SIUE on Feb. 16...Scored at least 20 points seven times (all coming against OVC teams)...Tossed in 20 points on an efficient 9-for-10 shooting against Tennessee State on Feb. 23...Made multiple three-pointers seven times, draining a season-best three triples at Bowling Green (Dec. 17) and in the aforementioned Jan. 28 outing against Southern Indiana...Displayed a knack for getting to the charity stripe, making at least seven free throws in eight different games...Snared a career-high eight rebounds in his 30-point effort against SIUE on Feb. 16...Handed out at least four assists in 14 different games, including a career-best eight dimes at Tennessee Tech on Feb. 18...Boasted nine multi-steal contests, including a season-high four swipes at Lindenwood on Feb. 4...Also owned a pair of multi-block performances, swatting away a pair of shots against Bethel on Dec. 13 and at Eastern Illinois on Feb. 9...Logged a career-high 38 minutes at Morehead State in the Feb. 25 regular season finale...Was named OVC Newcomer of the Week on Jan. 30.

**BEFORE UTM:** Played in 57 games (24 starts) under head coach Tim Craft over two seasons at Gardner-Webb University, pouring in 493 points (8.6 per game), 2.5 rebounds and 2.2 assists per contest while shooting 81 percent (102-for-126) from the free throw line...Helped the Runnin' Bulldogs to an 18-13 record and 11-5 mark in Big South Conference play in 2021-22...Averaged 8.1 points, 2.7 rebounds and 2.3 assists per outing, cracking double figures in the scoring column on 10 different occasions...Season-high of 17 points came in just 23 minutes against Western Carolina on Nov. 27, shooting 7-of-13 from the field with a season-high three 3-pointers...Nearly secured a double-double (10 points, career-best eight rebounds) in only 25 minutes at Campbell on Feb. 9...Also posted 15 points and a season-high six assists at NC Central on Dec. 15 before an impressive 16 points (behind a season-best 6-of-7 effort from the free throw line) in the Big South Tournament semifinals against Winthrop on March 5...Collected eight multi-steal games, including a season-high three swipes against UNC Asheville on Feb. 23...Was responsible for 9.4 points, 2.3 rebounds and 2.1 assists in just 21.7 minutes per game as a freshman, shooting 39.8 percent (37-for-93) from three-point range and 85.1 percent (40-of-47) from the free throw line...Piled up 11 double-digit scoring performances (all in the final 17 games) – including a season-high 20 points on 7-of-9 shooting in the Big South Tournament quarterfinals against Campbell on March 1...Also pumped in 18 points (on 6-of-9 shooting from three-point range) to go along with a season-best five assists against High Point on Jan. 30 and 18 points on 7-of-11 shooting against Winthrop on Jan. 9...Also scored 18 points with a season-high seven rebounds at USC Upstate on Feb. 22...Accounted for six multi-steal performances – including a career-best six swipes on Jan. 25 against Charleston Southern...Was a prep standout at Mainland High School under head coach Joe Giddens...Won Daytona News Journal Player of the Year accolades twice, becoming the first player in school history to accomplish that feat since eight-time NBA All-Star Vince Carter in 1994 and 1995...Tallied 1,454 points in his last three high school seasons alone, capped off with averages of 20.2 points, 6.0 rebounds, 4.4 assists and 2.8 steals per game as a senior...Was spotlighted by the Daytona News Journal as a three-time All-Area honoree and Area Player of the Year in 2019, the same season he was named a Class 7A all-state first team selection by the Associated Press...Had several big games while playing for one of the best high school programs in Florida, including a 30-point effort against Osceola and a near triple-double of 29 points, 11 rebounds and seven assists against Naples.



**PERSONAL:** Born on Sept. 5, 2001...Son of Erica Jones...Has two siblings, Lee Williams and Lauren Jones...Majoring in sport management.

2023-24 UT MARTIN MEN'S BASKETBALL



## NEWCOMER BIOS

2



ISSA  
MUHAMMAD

SENIOR | FORWARD  
6-9 | 245  
ATLANTA, GA. | NEW MEXICO STATE

**BEFORE UTM:** Joins the Skyhawks from New Mexico State, who competes in the Western Athletic Conference...Previously played at Northwest Florida State College, where he was the No. 28 ranked junior college prospect in the nation who helped the Raiders win the 2021-22 NJCAA national championship...Started in 18 of his 23 games played last season with the Aggies, tallying 9.3 points and 4.9 rebounds in just 24.4 minutes per game, shooting 58.2 percent (92-of-158) from the floor...Scored in double figures 11 times last season with his season-high of 20 points (on 9-of-11 shooting in 24 minutes) coming in the Nov. 7 season opener against New Mexico Highlands...Produced a pair of double-doubles (17 points, 10 rebounds against eventual Mid-American Conference champion Kent State on Dec. 21; 12 points, season-best 11 rebounds against Stephen F. Austin on Feb. 1)...Shot over 50 percent from the floor in 17 of his 23 contests, including a perfect 7-of-7 shooting performance on his way to 17 points in just 19 minutes of playing time at Duquesne...Had 15 points with season-highs of three steals and two blocks against UTEP on Nov. 30...Equaled a career-high with three swipes while distributing a season-best three assists to go along with 11 points and seven rebounds at Seattle on Jan. 12...Was an All-Panhandle Conference performer at NFSC, helping the squad go 31-5 en route to the program's third national championship...Averaged 10.0 points and 6.5 rebounds with a team-high 26 blocks, connecting on 51.3 percent (138-for-269) of his field goal tries...Reached double-digits in the scoring column on 18 separate occasions, including a pair of 20-plus point outings (season-highs of 24 points on 12-of-17 shooting, 13 rebounds and five blocks against Marion Military Institute on Dec. 10; 22 points, 10 rebounds against Eastern Florida State College on March 2)...Shot over 50 percent in 20 different games...Registered six double-doubles, including an 18-point (9-of-14 shooting) and 12-rebound performance in the NJCAA Final Four national semifinals against Triton College...Grabbed at least 10 rebounds in eight separate contests and had multiple blocks in six different games...Earned Florida College System Activities Association/NJCAA Region 8 All-Tournament team honors...Began his collegiate career at Daytona State College under head coach Martin McCann...Claimed All-Central Conference first team accolades in 2020-21, averaging 15.9 points and team-highs of 11.1 rebounds and 1.7 blocks over 18 games (all starts)...Shot 34.3 percent (23-of-67) from three-point range...Reached double figures in the scoring column 14 times in 2020-21, including two games of at least 30 points (season-high 31 points on 11-of-16 shooting against Polk State College on March 15; 30 points, 12 rebounds at Santa Fe College on March 24)...Dialed up 10 double-doubles, including a pair of monster efforts on the glass (17 points, season-high 23 rebounds at Indian River State College on Jan. 30; 16 points, 21 rebounds at Hillsborough on March 18...Hauled in at least a dozen rebounds on eight separate occasions and reached double-digits in the rebounding column 11 times...Had nine multi-block games, swatting away a season-high four blocks at St. Petersburg College on March 29...Made multiple trifectas in six games, including a season-best 5-of-6 performance from beyond the three-point arc in the aforementioned March 15 contest against Polk State College...Sank a season-best nine free throws in the previously mentioned March 29 outing at St. Petersburg College...Started in 26 out of 30 games as a freshman in 2019-20, averaging 9.1 points, 6.4 rebounds and 1.4 assists per outing...Pumped in double figure point tallies in 13 games as a freshman, which includes high-scoring affairs against Florida Coastal Prep (27 points on Dec. 4) and against PHS Academy (26 points on 11-of-13 shooting with 10 rebounds on Nov. 19)...Had four double-doubles in 2019-20 and shot 50 percent or better from the floor 15 times...Posted 16 points and a season-best 15 rebounds on Dec. 15 against Northwest Florida State College...Sank multiple three-pointers on five different occasions, including a perfect 3-for-3 from deep at ASA College on Jan. 4...Distributed a season-best five assists on Nov. 9 against State College of Florida, Manatee-Sarasota...Had four multi-steal games, including a season-high three swipes against College of Central Florida on Feb. 5...Also was responsible for six multi-block performances, including a career-high four rejections on Dec. 29 against Oakton...Prepped at Norcross High School, where he helped the squad to a 22-9 record and a No. 5 ranking in the state of Georgia during his senior campaign.

**PERSONAL:** Born on Feb. 4, 2001...Son of Issa Muhammad...Majoring in interdisciplinary studies.



2023-24 SKYHAWK MEN'S BASKETBALL



## NEWCOMER BIOS

35



JACOB  
CREWS

JUNIOR | GUARD/FORWARD  
6-8 | 210  
HILLIARD, FLA. | DAYTONA STATE COLLEGE

**BEFORE UTM:** Coming off a remarkable season at Daytona State College, where he earned NJCAA second team All-American and Central Conference Player of the Year accolades under head coach Joey Cantens and assistant coach Nashad Mackey (who is now a Skyhawk assistant coach)...Helped the Falcons win the Central Conference championship, rack up the most wins in school history (27, against just four losses), earn its highest end-of-season ranking in school history (8th) and go 14-1 in conference play with an unblemished 14-0 mark at home...Averaged team-highs of 19.9 points, 6.9 rebounds and 1.1 blocks per game while adding 1.3 assists and 1.1 steals per contest...Shot 48.6 percent (214-of-440) from the floor, including a 37 percent clip (88-for-232) from three-point range...Knocked down a team-best 89.1 percent (82-of-92) of his free throw chances...Went off for a pair of 30-plus point games as part of his 17 games with at least 20 points in 2022-23...Scored a career-best 34 points on 16-of-24 shooting against Santa Fe College on Jan. 21 and also poured in 30 points on Nov. 16 against Indian River State College...Accumulated four double-doubles, including a career-high 15-point rebound outing (to go along with 19 points) against Florida State College Jacksonville on Jan. 18...Shot over 50 percent in 17 different games...Buried multiple three-pointers in 23 separate contests, including six treys on five different occasions...Set a season-high in free throws made by going a perfect 7-for-7 in three separate outings...Handed out a season-best four assists twice in the span of six days (Nov. 11 against Palm Beach State College, Nov. 16 in the aforementioned outing against Indian River State College)...Registered eight multi-steal games, including a season-best four swipes against Mid Florida Academy on Dec. 30...Rejected multiple blocks in nine different games, swatting away a season-high three shots on three separate occasions...Began his collegiate career under head coach Matthew Driscoll at North Florida, who competes in the ASun Conference...Played in 31 contests from 2020-22, compiling 123 points, 58 rebounds, 11 assists, eight blocks and eight steals in 12.5 minutes per outing while sinking 80 percent (8-for-10) of his free throw attempts...Played alongside former UT Martin forward Josh Endicott as a freshman and cracked the starting lineup in



each of the final three games of the season...Pumped in a career-best 12 points (on 4-of-6 shooting from three-point range) in just 20 minutes at Florida State on Dec. 2 and also scored in double figures (10 points with five rebounds) in 18 minutes on Dec. 21 against Edward Waters...Knocked down multiple three-pointers on seven separate occasions while hauling in a career-high six rebounds against Jacksonville on Jan. 9...Additionally excelled on the defensive end, posting a career-high three steals against Liberty on Feb. 12 and a pair of blocks at Stetson on Feb. 27...His sophomore campaign included season-highs of 10 points and four rebounds in only 18 minutes against Webber International on Nov. 20...Equaled a season-high with four rebounds against UCLA on Nov. 17...Was a highly touted prep standout at Hilliard High School under head coach Myron Saunders, tossing in over 2,500 career points...Set the Flashes' single-game scoring record with 53 points against Union County on Jan. 10, 2020, helping the squad to the State 1A runner-up finish...Was a three-time All-First Coast honoree while winning County MVP accolades three times over his storied career...Averaged a double-double in all four years - including 23.4 points and 10.8 rebounds per game as a senior, 27.7 points and 12.8 rebounds as a junior, 28.7 points and 13.6 rebounds as a sophomore and 19.0 points and 10.0 rebounds as a freshman.

**PERSONAL:** Born on July 17, 2000...Grandson of Douglas and Cheryl Davis...Has one sibling, Gavin...Majoring in interdisciplinary studies.

2023-24 UT MARTIN MEN'S BASKETBALL



**BEFORE UTM:** Joins the Skyhawks after playing 58 games over three seasons under head coach Nick McDevitt at Middle Tennessee...Helped the Blue Raiders to 50 victories during his tenure, including a 45-25 record over his final two seasons in Murfreesboro...Was responsible for 144 points, 103 rebounds, 31 assists, 12 blocks and 11 steals while averaging 9.8 minutes per contest...Shot 76.9 percent (30-for-39) from the free throw line...Connected on a career-best 47.1 percent of his field goal tries – including an even 50 percent clip (4-of-8) from three-point range – during the 2022-23 campaign...Set season-highs in points (five) and minutes played (16) while handing out a career-high four assists against Rice on Nov. 15, 2022...Played in all 37 contests during the 2021-22 campaign, helping Middle Tennessee to 26 wins, the Conference USA East division championship and a runner-up finish at the College Basketball Invitational...Tallied career-highs in points (11), rebounds (six) and minutes played (22) against Bryan on Nov. 27, 2021...Also registered 10 points and five rebounds in just 21 minutes in the Nov. 9 season opener against Brescia...Hauled in at least five rebounds on eight separate occasions...Had nine points on 4-of-6 shooting in 17 minutes at Chattanooga on Dec. 22, 2021...Sank a pair of three-pointers at Western Kentucky on Jan. 29...Had his first career multi-steal game with a pair of swipes at North Texas on Jan. 8...Best game of his freshman season came on Feb. 21, 2021 at Marshall, delivering five points and three rebounds in just five minutes of playing time...Prepped at Greenforest Christian Academy, where he was spotlighted as a three-star prospect by Rivals.com and the 18th best prospect in Georgia (No. 35 ranked center in the country) by 247Sports...Averaged a double-double of 16 points and 14 rebounds as a senior under head coach Rory Griffin, following a junior campaign where he averaged 17 points and eight rebounds...Began his high school career under head coach Rodney Latham at Stockbridge High School.

**PERSONAL:** Born on Nov. 28, 2001...Son of Taura and Chandra Fussell...Has two siblings, Garrison and Jailon...Majoring in interdisciplinary studies.



2023-24 SKYHAWK MEN'S BASKETBALL



## NEWCOMER BIOS

32



YASSIN  
HUSSEIN

JUNIOR | FORWARD  
6-9 | 235  
CAIRO, EGYPT | LAKE LAND COLLEGE

**BEFORE UTM:** Played on the Egyptian National Team in the summer of 2023...Joins the Skyhawks out of Lake Land College in Mattoon, Ill., where he pumped in 701 career points in three seasons under head coach Julian Larry...Started in all 32 games in 2022-23, leading the Great Rivers Athletic Conference with 2.5 blocked shots per game while ranking third in the league in rebounding (7.0 per contest)...Averaging 12.7 points per outing, shooting 52.9 percent (157-of-297) from the field and connecting on 72.8 percent (91-for-125) of his free throw attempts...Scored in double figures 21 times as a sophomore, including six 20-plus point games...Poured in a career-high 25 points on 10-of-14 shooting at Kaskaskia on Dec. 3...Was responsible for seven double-doubles, three of which he scored at least 20 points...Hauled in a career-best 18 rebounds (to go along with 15 points) at Olney Central on Dec. 10...Shot 50 percent or better in 20 separate games with a season-high of 80 percent (8-for-10) at Southeastern on Nov. 25...Sank a career-high 13 free throws (in 16 tries) on his way to 23 points at Vincennes on Dec. 17...Registered 23 multi-block outings, including nine games of at least four swats...Rejected a career-high five shots and handed out a career-best six assists against Shawnee on Dec. 14...Equaled a career-high with five blocks at Southeastern Illinois on Jan. 21...Tallied four multi-steal performances...Developed into an impact player during conference play of the 2021-22 season, scoring 10.5 points with team-high averages of 6.9 rebounds, 2.1 blocks and 54.9 percent shooting (56-for-102)...Averaged 8.1 points, 5.5 rebounds (10th in GRAC ranks) and 1.7 blocks per contest (ranking second in the GRAC) overall during his debut collegiate campaign...Racked up double-digit points in eight different games, including a season-high 24 points against both Rend Lake (7-of-8 shooting, 10-for-12 from the free throw line on Feb. 5) and Kaskaskia (nine field goals made plus 6-for-8 shooting on Feb. 22)...Managed three double-doubles, all coming via season-best 11-rebound performances...Knocked down at least 50 percent of his field goal attempts in 16 outings...Had 16 multi-block efforts, setting a season-high with four swats on four separate occasions...Played in 15 games during the abbreviated 2020-21 season, averaging 4.0 points and 2.8 rebounds while shooting a team-best 62.8 percent (27-of-43)...Sank 70.6 percent of his shots (24-for-34) during GRAC play...Tallied double figures in the scoring column three times as a true freshman, including a season-high 11 points (on 5-of-6 shooting) against Lincoln Trail on Feb. 1...Set season-highs in rebounds (nine) and assists (three) against Shawnee on Feb. 8...Swatted away multiple shots in three different contests, tying a career-high with five blocks against Wabash Valley on Jan. 29...Swiped a career-high three steals against Lewis & Clark on March 17...Prepped at West Oaks Academy in Orlando, Fla....Boasts extensive international experience, helping Egypt to a bronze medal at the FIBA U18 Africa Championship in 2018...Averaged 9.1 points and 5.6 rebounds while shooting 50.9 percent over eight games in the prestigious event.




**PERSONAL:** Born on Nov. 12, 2000...Son of Neven Sophy...Majoring in interdisciplinary studies.

2023-24 UT MARTIN MEN'S BASKETBALL



**BEFORE UTM:** Comes to UT Martin after 39 games spread out over two seasons at Hawai'i, where he played for head coach Eran Ganot...Was part of a 22-win season last year (the program's most in seven years), helping the Rainbow Warriors go 13-7 in Big West Conference play...Amassed 109 points, 33 rebounds, 30 assists and eight steals while averaging 11.4 minutes per outing...Appeared in 29 games in 2022-23, scoring in double figures on three separate occasions...Poured in a career-best 16 points on 6-of-8 shooting (including a 4-for-5 performance from three-point land) in only 25 minutes at CSU Bakersfield on Feb. 20...Also dialed up 12 points in a season-best 27 minutes against UC Davis on Dec. 29 and 10 points against Saint Francis on Dec. 11...Canned multiple trifectas in six different contests...Dished out a career-high four assists against UNLV on Dec. 7...Joined the Rainbow Warriors during midseason of the 2021-22 campaign, playing in 10 games...Prepped at DME Academy in Melbourne, Fla. during the fall of 2021 before joining Hawai'i...Spent one season at Eduprize Prep in Gilbert, Ariz., averaging 19.6 points and 2.9 assists per contest while connecting on 84 percent of his free throw attempts...Began his prep career at Millennium High School, helping guide the Tigers to two appearances in the 5A state championship game while scoring over 1,000 career points...Averaged 14 points per game during his three-year MHS career, receiving all-state, all-region and all-conference honors...Was responsible for averages of 14.3 points, 5.4 assists and 2.9 rebounds per game as a junior, helping MHS to 24 victories... Was named the 2018 6A Offensive Player of the Year.

**PERSONAL:** Born on Sept. 3, 2002...Son of Chris and Michelle Jackson...Has two siblings, Deyton and Almani...Father Chris is a former NFL wide receiver who is currently the passing game coordinator and wide receivers coach at the University of Texas...Major is undecided.



2023-24 SKYHAWK MEN'S BASKETBALL



## NEWCOMER BIOS

21



SEBASTIAN

MENDOZA

JUNIOR | GUARD

6-3 | 195

RIVERSIDE, CALIF. | SAN BERNARDINO VALLEY COLLEGE

**BEFORE UTM:** Joins the Skyhawks out of San Bernardino Valley College, where he played last season under head coach Quincy Brewer...Averaged 13.7 points, 6.8 rebounds, 2.7 assists and 2.3 steals while starting all 31 games last season at SBVC, helping the Wolverines go 27-4 overall en route to a 16-0 league record and an Inland Empire Athletic Conference championship...Shot 36.7 percent (65-of-177) from three-point range and knocked down 80.3 percent (53-for-66) of his free throw attempts while boasting a 1.9 assist-to-turnover ratio...Numbers improved across the board in conference play to the tune of 14.5 points, 7.6 rebounds, 3.3 assists and 2.4 steals per contest while sinking 38.8 percent (38-of-98) of his three-point tries and shooting 90 percent (18-for-20) from the charity stripe, jumping his assist-to-turnover ratio to 2.4...Scored in double figures 25 times in 2022-23, including four games of at least 20 points...Season-high of 22 points came in the Nov. 11 season opener against Compton (10-of-18 shooting) and at Victor Valley (10-for-16 shooting with a season-best six assists) on Jan. 11...Was efficient in 20-point performances against Fullerton (6-of-9 shooting on Nov. 29) and against Barstow (7-for-11 shooting – including a season-best six three-pointers and six assists – on Jan. 18)...Canned multiple three-pointers on 21 separate occasions, including 10 instances of three-plus triples...Accounted for six double-doubles, including a 19-point, season-best 11-rebound effort at Palo Verde on Feb. 11...Equaled a season-high with 11 rebounds against Mt. San Jacinto on Jan. 7...Dished out at least three assists in 14 games and was a menace defensively, piling up 15 multi-steal games and a pair of multi-block performances...Recorded at least four steals on separate occasions, including a season-high seven swipes in a near triple-double (17 points, nine rebounds) against Copper Mountain on Dec. 14...Spent his first two collegiate seasons at San Jose State University under head coaches Tim Miles and Jean Prioleau...Broke through as a starter as a true freshman – appearing in all 21 games and making four starts (including the final three contests of the season) in 2020-21...Averaged 7.0 points and swished a team-high 38.7 percent (29-for-75) of his attempts from three-point land that season...Scored in double figures six times – all against Mountain West Conference competition – as a freshman, including a career-best 16 points (on 5-for-5 shooting, including 4-of-4 from three-point range) in just 24 minutes against New Mexico on Jan. 23, 2021...Added 15 points against Colorado State (Jan. 16), 14 points against UNLV (Feb. 21), 14 points at San Diego State (Feb. 10), 13 points against Air Force (Jan. 30) and 11 points at Utah State (Dec. 21)...Sank multiple three-pointers in eight separate games, tying his career-high with four makes while tacking on a career-best seven rebounds and two blocks in the aforementioned Feb. 10 road contest at San Diego State...Added four multi-steal performances (all coming in the final 10 games of the season)...Saw playing time in two games in 2021-22 with his best game coming against Bethesda (six points, career-high seven assists, five rebounds, two steals in 21 minutes) on Jan. 8...Averaged 17.5 points, 8.3 rebounds, 3.2 assists and 1.9 steals per game as a senior at Hillcrest High School...Earned MaxPreps Division 3 all-state, All-California Interscholastic Federation 3AA and Press-Enterprise all-area accolades in his final high school season...Had a 30-point, 13-rebound performance against Redlands East Valley and also posted 41 points against San Gabriel and a near triple-double (25 points, nine rebounds, nine assists) against Beaumont...Earned CIF Southern Section All-3AA team honors during his junior season, averaging a double-double of 29.1 points and 10.5 rebounds per game...Best game of his prep career came during his junior season against Grand Terrace as he went off for 49 points and 20 rebounds.



**PERSONAL:** Born on April 17, 2002...Son of Brian and Indira Mendoza...Has two siblings, Brian and Briana...Majoring in interdisciplinary studies.

2023-24 UT MARTIN MEN'S BASKETBALL



## NEWCOMER BIOS

13



Kenny

WHITE, JR.

JUNIOR | FORWARD

6-7 | 225

MADISONVILLE, KY. | MURRAY STATE

**BEFORE UTM:** Has scored 621 points over three collegiate Division I seasons, including a pair of years competing in the OVC at Tennessee Tech (2020-22)...Most recently played at Murray State under head coach Steve Prohm in 2022-23...Averaged 7.7 points, 3.9 rebounds and 1.1 assists in 29 games (18 starts) while also posting a team-best 25 blocks last season, helping the Racers go 17-15 overall with an 11-9 mark in the Missouri Valley Conference...Scored in double figures 11 different times in 2022-23, including a season-best 18 points (plus a team-high six rebounds and season-highs of four assists, two steals and two blocks) against Texas A&M on Nov. 17... Also scored 16 points twice (Nov. 20 against Tulsa and Feb. 15 at Illinois State) while tossing in 15 points on 6-of-9 shooting against Austin Peay on Dec. 16...Shot a season-best 70 percent (7-for-10) in the aforementioned game at Illinois State...Splashed multiple three-pointers on three separate occasions...Grabbed at least five rebounds in 13 games, including a career-best nine boards at Northern Iowa on Jan. 10...Accounted for seven multi-block games and five multi-steal performances...Played in 42 games (25 starts) over two seasons at Tennessee Tech under head coach John Pelphrey...Averaged 10.2 points, 3.9 rebounds, 1.4 assists and 1.0 steals per outing in 2021-22, ranking fourth in the OVC in three-point field goal percentage (.398, 37-for-93)...Shot 46.6 percent (124-of-266) from the field during his last season in Cookeville...Generated 19 double-digit scoring games in 2021-22, leading the Golden Eagles in scoring seven times...Went off for a pair of 20-point outbursts, scoring career-best 24 points on 10-of-12 shooting, including 3-for-3 from three-point range at Wright State (Dec. 18) and 23 points on 8-of-13 shooting including a 4-of-6 effort from beyond the three-point arc against SIUE on (Jan. 20)...Swished multiple three-pointers on 12 different occasions, including a career-high five treys (in only seven attempts) to go along with a career-best five assists against Eastern Illinois on Feb. 7...Went a career-best 8-of-9 from the free throw line on his way to 18 points against UT Martin on Feb. 26...Snared at least five rebounds in a dozen separate games, including a season-high eight boards three times (all in OVC play)...Has nine multi-steal outings (including a career-best five swipes against Southeast Missouri on Feb. 17) and rejected a career-high three blocks at Belmont on Jan. 13...Saw playing time in 10 games as a true freshman before suffering a season-ending injury, leading the team in scoring twice in the first seven games of the season...Scored in double digits four times, tossing in a season-high 13 points twice (accomplishing that feat in his collegiate debut at Indiana on Nov. 25, 2020 and again at Xavier on Dec. 2, 2020...Led the team in points in the previously mentioned Xavier contest and again on Dec. 16 with 12 points against then-OVC rival Jacksonville State...Hauled in a season-best eight rebounds on Dec. 6 at Western Carolina...Recorded 11 points, seven rebounds and a season-high three assists at Northern Kentucky on Dec. 3...Prepped at Madisonville North Hopkins High School under head coach Matt Beshear, finishing seventh in program history with 1,616 points...Piled up three triple-doubles during his accomplished career as he was named a finalist for the Mr. Basketball Award and led the Maroons to four straight District 7 championships...Was a first team all-state honoree and Region 2 Player of the Year after averaging 18.4 points, 8.2 rebounds, 4.0 assists and 2.7 steals per outing during his senior campaign, shooting 61.1 percent from the floor and 35.2 percent from three-point range...Helped MNHHS to a 31-3 record (the most wins at the tradition-rich program since 1984, ending the season on a 20-game winning streak), posting 27 points and 17 rebounds in the Region 2 championship game victory...Junior season included a 30-6 record, a state tournament victory for the first time since 1989 and the school's first Region 2 championship since 2001...Averaged 14.2 points and 8.4 rebounds per contest as a junior, securing all-state second team honors... Was part of the Kentucky/Ohio Senior All-Star Game roster as a senior and the Kentucky/Indiana All-Star Game after his junior season...Was a three-time All-Region 2 performer.

**PERSONAL:** Born on Nov. 13, 2001...Son of Dory Stone and Kenny White, Sr...Has three siblings, Haven Stone, Kendrea White and Davalin White...Majoring in interdisciplinary studies.



2023-24 SKYHAWK MEN'S BASKETBALL



## NEWCOMER BIOS

10



BRAYLON JACKSON

FRESHMAN | GUARD

6-0 | 165

EAST DUBLIN, GA. | NEWMAN HS

**BEFORE UTM:** Prepped at Newnan High School under head coach Trent Gayzemeyer, helping the Cougars to a winning season in 2022-23...Tossed in 1,181 points, 592 assists, 288 rebounds, 171 steals and 28 blocked shots over 81 games in his final three seasons at the high school level...Captured Class 6A All-Region 5 accolades as a senior, averaging 14.8 points, 3.7 rebounds, 3.0 assists and 2.2 steals per outing...Best games of his senior campaign included a 28-point, 5-assist effort against Harris County (Dec. 30) and a 25-point, 7-assist performance against East Paulding (Dec. 6)...Played for his father Dewayne Jackson at Rock Springs Christian Academy in Milner, Ga. as a junior, earning all-state and MaxPreps Player of the Year accolades after accumulating 20.6 points (seventh in Georgia’s AAA ranks), 8.6 assists, 5.0 rebounds and 2.7 steals per contest...Posted three double-doubles as a junior, including a near triple-double (career-high 32 points, 12 assists, nine rebounds) against Central Georgia Arts on Jan. 21, 2022...Went off for 29 points and six assists against St. George’s Christian Academy on Dec. 7, 2021...Attended Camp Jewell House Academy in Conyers, Ga. during his sophomore campaign, once again playing for his father Dewayne Jackson...Helped the squad to a 17-15 record with an unblemished 6-0 mark in the region standings...Secured averages of 10.1 points, 9.8 assists, 2.4 rebounds and 1.7 steals per game as a sophomore...Scored a season-best 25 points to go along with eight assists against Sunrise Christian Academy on March 13, 2021...Nearly came away with a double-double (24 points, nine assists) against Halo Christian Academy on Jan. 7, 2021.



**PERSONAL:** Born on Feb. 8, 2005...Son of Dewayne and Asheley Jackson...Has one sibling, Makinney...Father Dewayne played collegiate basketball at Columbus State University and is currently the head coach at Gordon State College in Barnesville, Ga....Majoring in business management.

2023-24 UT MARTIN MEN'S BASKETBALL



# SECTION II

COACHING/SUPPORT STAFF



## COACHING STAFF



## RYAN RIDDER

HEAD COACH

THIRD SEASON AT UTM | 10TH SEASON OVERALL  
LEXINGTON, KY. | EMBRY-RIDDLE, 2008

### HEAD COACHING RECORD

| Year          | School          | Record (Conf)                                |
|---------------|-----------------|--|
| 2013-14       | Daytona State   | 24-6 (7-2)                                   |
| 2014-15       | Daytona State   | 21-8 (8-1)                                   |
| 2015-16       | Daytona State   | 25-7 (6-3)                                   |
| 2016-17       | Daytona State   | 25-7 (7-2)                                   |
| 2017-18       | Bethune-Cookman | 18-14 (12-4)                                 |
| 2018-19       | Bethune-Cookman | 14-17 (9-7)                                  |
| 2019-20       | Bethune-Cookman | 16-14 (10-6)                                 |
| 2021-22       | UT Martin       | 8-22 (4-14)                                  |
| 2022-23       | UT Martin       | 19-14 (10-8)                                 |
| <b>TOTALS</b> | <b>9 YEARS</b>  | <b>170-109 (73-47)</b><br><b>.609 (.608)</b> |

Ryan Ridder enters his third season as the University of Tennessee at Martin head men's basketball coach in 2023-24. He was announced as the 12th head coach in program history on March 30, 2021 and received a five-year contract extension in July 2023 that will keep him on the Skyhawk sidelines through the 2027-28 campaign.

Last season, Ridder engineered the second-biggest turnaround in school history – increasing UT Martin's win total up to 19. That marked the fifth-most victories since the program transitioned into the NCAA Division I ranks in 1992. The Skyhawks additionally advanced to their fifth all-time appearance in the Ohio Valley Conference Championship semifinals.

UT Martin tied for its third-most OVC victories in school history last season, piling up 10 league wins while defeating each OVC school at least once (including a season sweep of eventual OVC Tournament champion Southeast Missouri). The Skyhawks got off to their best home start to a season in program history as their 14 victories inside the Kathleen and Tom Elam Center were tied for the most in the UT Martin's NCAA Division I Era.

The 2022-23 version of the Skyhawks ranked second in school history in scoring (2,658 points) and rebounding (1,293). UT Martin ranked in the top-15 nationally and led the OVC in defensive rebounding per game (28.7, seventh), fast break points (15.09 per game, ninth), scoring offense (80.5 points per contest, 14th) and rebounding per game (39.18, 15th). The Skyhawks also topped the OVC in scoring margin (+5.1), field goal percentage (.459) and field goal percentage defense (.422) a year ago.

Individually, UT Martin set a school record for most All-OVC recipients in a single season (three) and was one of only a dozen NCAA Division I programs to produce multiple National Association of Basketball Coaches All-District first team performers in 2022-23 (Parker Stewart and KJ Simon).

In Ridder's debut season as a Skyhawk, he led a team that was the first NCAA Division I squad to not return a single player from the previous season since the 2014-15 campaign. As a direct result, UT Martin produced seven of the OVC's 16 Newcomer of the Week award winners - marking the second-most honorees in that category in school history (just one shy of the 2014-15 squad).

Ridder's 2021-22 Skyhawks faced a grueling schedule that shaped up to be the one of the toughest in recent memory. Eight of UT Martin's nine nonconference NCAA Division I opponents owned a .500 record or better, combining for a 175-126 mark (.581 winning percentage). Overall, the Skyhawks played in 12 games against opponents who would eventually play in the postseason.

UT Martin showed glimpses of breaking through in 2021-22, starting the OVC season with a 2-0 record for just the third time in school history (first time since 2002-03). The Skyhawks won their first two conference road games for the first time in the school's Division I Era (since 1992). UT Martin defeated eventual College Basketball Insider participant UNC Asheville by double figures and led for 25:43 of clock time against a nationally ranked Murray State squad that ended the season boasting the best winning percentage (.912, 31-3 record) in the NCAA Division I ranks before eventually falling by a narrow 62-60 margin on Feb. 19.

Ridder coached Simon (who was a part of his Bethune-Cookman squad but sat out the previous season) in his debut season as the Skyhawks' bench leader. Simon racked up All-OVC first team and OVC All-Newcomer honors, joining two-time All-American Lester Hudson as the only players in school history to win both of those awards in the same season. Simon also chalked up National Association of Basketball Coaches All-District 18 second team accolades as he was the only NCAA Division I player in the country to average at least 16.5 points, 4.5 rebounds, 1.5 assists, 1.5 steals and 1.4 blocks per game.

Off the court, UT Martin earned the NABC Team Academic Excellence Award in 2021-22. The Skyhawks were the only current OVC institution to earn the honor as UT Martin posted a cumulative 3.22 Grade Point Average for the year.

Ridder joined the Skyhawks after four successful seasons as head coach at Bethune-Cookman University, a NCAA Division I member of the Mid-Eastern Athletic Conference. During his tenure in Daytona Beach, Fla., Ridder set numerous school records, posted a .646 winning percentage in league play and won the 2017-18 MEAC regular season championship. He was spotlighted by ESPN to its top "40 Under 40" list



2023-24 UT MARTIN MEN'S BASKETBALL



of the nation's head and assistant coaches in May 2020.

A Lexington, Ky. native, Ridder owns a 170-109 record as a collegiate head coach, which also includes four seasons at Daytona State College. He boasted the most wins (48) in the first three years in Bethune-Cookman history before the school opted out of all sports for the 2020-21 campaign. From 2017-20, Ridder's Wildcat squads posted a winning MEAC record for three consecutive seasons for the first time in school history, going 31-17 during that span.

Ridder's first season as a Division I head coach was historical as he helped guide Bethune-Cookman to just the second MEAC regular season championship in its 38-year history. For his efforts, he was named the Joe B. Hall Award winner, defeating candidates from schools such as Miami, Louisville, Oklahoma State and Washington for the honor that recognizes the top first-year head coach in the Division I ranks.

Overall, Ridder tutored five All-MEAC players, one MEAC Player of the Year, two MEAC Defensive Players of the Year and one MEAC All-Rookie team member at Bethune-Cookman. He led the Wildcats to their first-ever win over a Conference USA opponent (FAU) and increased the school's NCAA RPI rating by over 60 points while in charge of the program.

Ridder, 38, began his head coaching career in 2013-14 at Daytona State College - accumulating a 95-28 overall record at the NJCAA level. He brought home Mid-Florida Conference championships in each of his four seasons after inheriting a program that went 6-25 during the previous season.

The Falcons were consistently ranked regionally and nationally under Ridder as he earned four consecutive conference Coach of the Year accolades. He mentored 25 all-conference performers, 16 players who advanced to play at four-year institutions and two NJCAA All-Americans while boasting a 96 percent graduation rate amongst his student-athletes.

Ridder got his start at the Division I level with three seasons as an assistant working under head coach Robbie Laing at Campbell University, located in Buies Creek, NC. He was an integral part of a Fighting Camels staff that signed the highest ranked recruiting class (64th nationally) in the ASUN Conference in 2013-14.

By the time Ridder departed to accept his first head coaching gig, Campbell was tabbed as the Big South Conference preseason favorite and had defeated Power 5 opponents such as Iowa and Auburn. The Fighting Camels got off to their best start in school history in 2011-12 and produced the Big South Freshman of the Year.

Ridder's first collegiate job came at Embry-Riddle University, where he was a volunteer assistant under his father Steve Ridder in 2009-10. The Eagles collected a 30-6 overall record and continued its tradition as a national college basketball powerhouse at the NAIA Division II level. Steve is still the head coach at Embry-Riddle and has tallied 759 career victories to go along with a .705 winning percentage (ninth-best amongst active head collegiate coaches with at least 600 career wins).

Ridder began his collegiate playing career at the College of Wooster in 2003-05 before finishing up under his father at Embry-Riddle. After graduating with a degree in aerospace studies in 2008, he moved to North Carolina to embark on a coaching career. He was an assistant at North Raleigh Christian, trained youth players while working for the Hoop City U basketball training academy and additionally was the head coach for numerous teams engaged in international competition with 365 Sports for the 2008-09 academic year. He earned his Master's degree in sport management with a concentration in intercollegiate athletic administration from California University of Pennsylvania in 2009.

Ridder and his wife, the former Jen Calnan of Daytona Beach, Fla., have three daughters - Brixton, Remi and Marlee.



2023-24 SKYHAWK MEN'S BASKETBALL



## COACHING STAFF




**DENVER COBB**

ASSISTANT COACH  
THIRD SEASON

DAYTONA BEACH, FLA. | EMBRY-RIDDLE, 2009

Denver Cobb is in his third season as an assistant coach on the University of Tennessee at Martin men's basketball staff in 2023-24.

Cobb is no stranger to Skyhawk head coach Ryan Ridder as the two were college teammates at Embry-Riddle and served on the same staff for three years at Bethune-Cookman before coming to UT Martin.

Last season, the Skyhawks posted the second-largest turnaround in school history, piling up 19 victories - the fifth-most for the program since transitioning into the NCAA Division I ranks in 1992. UT Martin tied for its third-most Ohio Valley Conference wins (10) in school history, defeating every OVC school at least once (including a season sweep of eventual NCAA Tournament participant Southeast Missouri). The Skyhawks advanced to the OVC Championship semifinals for just the fifth time in program history while equaling the most home victories (14) in the school's NCAA Division I Era.

UT Martin ranked second in school history in scoring (2,658 points) and rebounding (1,293) in 2022-23. Additionally, the Skyhawks ranked in the top-15 in NCAA Division I men's basketball and topped the OVC in defensive rebounding per game (28.7, seventh), fast break points (15.09 per game, ninth), scoring offense (80.5 points per outing, 14th) and rebounding per game (39.18, 15th). UT Martin also led the OVC in scoring margin (+5.1), field goal percentage (.459) and field goal percentage defense (.422).

The Skyhawks set a school record for most single-season All-OVC honorees (three) a season ago in Parker Stewart (first team), Jordan Sears (first team and All-Newcomer) and KJ Simon (second team). UT Martin was also one of just 12 NCAA Division I programs to generate multiple National Association of Basketball Coaches All-District recipients in 2022-23 as Stewart and Simon brought home those accolades.

In 2021-22, the Skyhawks combined for seven OVC Newcomer of the Week honorees - accounting for nearly half of the league's yearly total. The seven winners were the second-most in that category in UT Martin history, trailing only the eight honorees from 2014-15.

With a roster that did not return a single player from the previous season (marking the first NCAA Division I program to accomplish that feat since 2014), the Skyhawks faced a tough slate in 2021-22. UT Martin played a dozen contests against eventual postseason participants as eight of the Skyhawks' nine nonconference opponents posted a record of .500 or better.

Simon, who was a part of the Bethune-Cookman squad under Ridder and Cobb but sat out because of NCAA transfer rules, shined in his first season at UT Martin. The junior guard collected All-OVC first team and OVC All-Newcomer accolades, joining two-time All-American Lester Hudson as the only players in Skyhawk history to sweep those honors in the same season. Simon was the only NCAA Division I player in the nation to average at least 16.5 points, 4.5 rebounds, 1.5 assists, 1.5 steals and 1.4 blocks per game, also achieving National Association of Basketball Coaches All-District 18 second team recognition.

During the offseason, UT Martin was the only current OVC program to win the NABC Team Academic Excellence Award for the 2021-22 campaign. The Skyhawks posted a 3.22 Grade Point Average for the year.

While at Bethune-Cookman as an assistant and defensive coordinator from 2018-21, Cobb helped the Wildcats to 31 wins and back-to-back winning seasons in the Mid-Eastern Athletic Conference before the school opted out of the 2020-21 campaign. His squad in 2019-20 ranked third nationally in three-point field goal percentage defense while his 2018-19 team was No. 14 in the country in defensive points per possession. Cobb coached four separate All-MEAC performers at Bethune-Cookman, a list that includes two-time MEAC Defensive Player of the Year Cletrrell Pope.

Cobb was the assistant director of player development and assistant defensive coordinator at Texas Tech University in 2017-18, working under head coach Chris Beard. The Red Raiders went 27-10 and made an appearance in the Elite 8 during Cobb's stop in Lubbock, finishing with a No. 6 national ranking for the best season in program history. Texas Tech won a school-record nine games against top-25 ranked squads behind a stifling defense that KenPom ranked as the third-best in NCAA Division I basketball. Beard captured Big 12 Conference Co-Coach of the Year honors as the Red Raiders touted second team All-American Keenan Evans, first round NBA Draft pick Zhaire Smith and current Minnesota Timberwolves swingman Jarrett Culver (the sixth overall pick in the 2019 NBA Draft).


From 2015-17, Cobb served as an assistant coach and assistant to the athletic director at Rocky Mountain College in Billings, Mont. He aided the Battlin' Bears to 36 victories over two seasons as his squad ranked in the top-15 in the national NAIA ranks in free throw percentage, three-point field goal percentage, three-point field goals made and total rebounding. He coached three honorable mention All-Americans, two different Frontier Conference Defensive Players of the Year and eight all-conference selections at Rocky Mountain College.

Cobb additionally spent three seasons as an assistant at Bethany College in Lindsborg, Kan., serving the 2014-15 campaign as the associate head coach. The Swedes shattered numerous school records while dialing up 39 wins in Cobb's last two seasons. He oversaw second team All-American Idris Ibn Idris (who signed a professional contract after he was the second-leading scorer in the nation at 27.4 points per outing) as part of seven all-conference performers, including a Newcomer of the Year and Defensive Player of the Year.

Hailing from Daytona Beach, Fla., Cobb got his Division I start at the University of South Florida as a graduate assistant in 2011-12. The Bulls went 22-14 that season, finishing with their best Big East record in school history (12-6). USF equaled its most single-season victories in program history and not only reached its first NCAA Tournament since 1992 but won a pair of games against California and Temple. Cobb worked under Big East Coach of the Year Stan Heath as the Bulls set a conference record with 56.6 points allowed per contest.

Cobb's first collegiate coaching job came at his alma mater, Embry-Riddle. As an assistant coach alongside Steve Ridder - UT Martin head coach Ryan Ridder's father - Cobb helped pace the Eagles to a 29-5 overall record, winning the conference regular season and tournament championships. Embry-Riddle topped the country in field goal percentage defense (.375), aided by second team All-American David Butler (a two-time conference Defensive Player of the Year) and another first team all-conference recipient.

After a two-time all-conference playing career, Cobb graduated from Embry-Riddle with a bachelor's degree in aerospace studies in 2009. He then earned his Master's degree in physical education from South Florida in 2012.



2023-24 UT MARTIN MEN'S BASKETBALL



## COACHING STAFF

**ERIK BUGGS**  
**ASSISTANT COACH/RECRUITING COORDINATOR**  
**THIRD SEASON**  
**MEMPHIS, TENN. | VALPARAISO, 2013**

Erik Buggs is in his third season as an assistant coach on the University of Tennessee at Martin men's basketball staff in 2023-24. He was also promoted to the program's recruiting coordinator in June 2022.

Last season, the Skyhawks reeled off the second-largest turnaround in school history, accumulating 19 victories - the fifth-most for the school in the NCAA Division I Era (since 1992). UT Martin equaled its third-most Ohio Valley Conference wins (10) in school history, defeating every OVC school at least once (including a season sweep of eventual NCAA Tournament participant Southeast Missouri). The Skyhawks advanced to the OVC Championship semifinals for only the fifth time in school history while tying for the most home wins (14) since the program transitioned to the NCAA Division I ranks in 1992.

UT Martin ranked second in school history in scoring (2,658 points) and rebounding (1,293) in 2022-23. The Skyhawks also found themselves in the top-15 in NCAA Division I men's basketball ranks and atop the OVC in defensive rebounding per game (28.7, seventh), fast break points (15.09 per game, ninth), scoring offense (80.5 points per outing, 14th) and rebounding per game (39.18, 15th). UT Martin additionally topped the OVC in scoring margin (+5.1), field goal percentage (.459) and field goal percentage defense (.422).

The Skyhawks shattered a school record for most single-season All-OVC performers (three) a season ago in Parker Stewart (first team), Jordan Sears (first team and All-Newcomer) and KJ Simon (second team). UT Martin was also one of only a dozen NCAA Division I schools to boast multiple National Association of Basketball Coaches All-District honorees in 2022-23 as Stewart and Simon collected those awards.

In Buggs' first season, the Skyhawks did not return a single player from the previous season - marking the first time an NCAA Division I squad could say that since 2014-15. UT Martin wasted no time showcasing its talent as the program combined to win seven of the 16 Ohio Valley Conference Newcomer of the Week awards.

The Skyhawks were matched up against a tough 2021-22 schedule as eight of their nine nonconference NCAA Division I opponents combined for a 175-126 record (.581 winning percentage). UT Martin wound up playing 12 games against opposition who played in the 2022 postseason.

Buggs coached Simon, who established himself as an OVC Player of the Year candidate in 2021-22. The junior was crowned to the All-OVC first team as well as earning a spot on the OVC All-Newcomer squad, becoming the first Skyhawk since two-time All-American Lester Hudson to accomplish that feat. Simon was the only NCAA Division I player in the country to average at least 16.5 points, 4.5 rebounds, 1.5 assists, 1.5 steals and 1.4 blocks per contest and was named to the National Association of Basketball Coaches All-District 18 second team in the process.

In the classroom, UT Martin was the only current OVC program to receive the NABC Team Academic Excellence Award last season. The Skyhawks managed a cumulative 3.22 Grade Point Average.

Buggs has been a member of championship squads as a collegiate student-athlete and as a coach at the high school level. In 2020-21, he was the associate head coach under two-time NBA champion Mike Miller at Houston High School in Germantown, Tenn. The Mustangs ranked as high as No. 8 in the national prep polls on their way to a 26-3 record and state, sectional, regional and district championships. As the lead assistant at Houston, Buggs handled player development of multiple collegiate prospects while also overseeing academics and college recruitment.

Before his stint at HHS, Buggs also spent time in his hometown of Memphis, Tenn. as the head coach at both Kingsbury High School (2018-20) and Memphis Catholic High School (2016-18).

Beginning in 2016, Buggs served as the head coach and recruitment coordinator for Hoop City Basketball Club, an adidas Gauntlet organization based out of Memphis. He established direct relationships with NCAA, NAIA and junior college coaches and successfully placed players at every level of collegiate basketball - most of which went on to enter the NBA Draft pool and sign professional contracts overseas.

Buggs carved out a remarkable collegiate career on the hardwood, as he is the all-time leader in games played (138) while ranking fourth in assists (425) and sixth in steals (157) at Valparaiso University. Playing under head coaches Homer Drew (2008-11) and Bryce Drew (2011-13), Buggs was a part of 95 wins, a pair of Horizon League regular season championships, one Horizon League tournament title and three postseason appearances (2013 NCAA Tournament, 2012 National Invitation Tournament, 2011 CollegeInsider.com Postseason Tournament).

Starting in 122 games during his career, Buggs shined in the biggest moments. He was named Horizon League Tournament Most Valuable Player after scoring a career-high 22 points (on 9-of-13 shooting) with four steals in the championship victory over Wright State. He followed that with 14 points (on 7-of-11 shooting) and a career-best five steals against Michigan State in the first round of the 2013 NCAA Tournament. That same season, he was also named to the Horizon League All-Defensive Team after swiping 55 steals (ranking in the top-10 for a single season in Valparaiso history).

Buggs followed his collegiate days with a professional playing career, spending time in Switzerland and Chile from 2013-16. He helped guide the Club Deportes Universidad Catolica squad to a playoff berth during his tenure in Santiago, Chile.

In high school, Buggs captured all-state honors and was a McDonald's All-American nominee as a senior at Mitchell High School, helping lead the Tigers to a berth in the state championship game with a 30-5 record. He was a four-time All-Region 16 AA and All-District 16 honoree, garnering Region MVP status as a junior while spending his first three seasons at White Station High School.

Buggs is married to the former Destiny Corbin from Chicago, Ill. and the couple has four children - Kyleigh, Elias, Egypt and Emery. He earned his bachelor's degree in sports management from Valparaiso in 2013 before obtaining his Master's degree in education from Memphis in 2020.



2023-24 SKYHAWK MEN'S BASKETBALL



## COACHING STAFF

Reed Ridder is in his second season as an assistant coach on the University of Tennessee at Martin men's basketball staff in 2023-24.

The younger brother of Skyhawk head coach Ryan Ridder, Reed was part of a highly successful campaign in his first season on the Skyhawk bench in 2022-23. UT Martin pieced together its second-biggest turnaround in school history, notching 19 victories (the fifth-most since the program transitioned into the NCAA Division I ranks in 1992) and tied for its third-most Ohio Valley Conference victories (10) in school history. The Skyhawks defeated every OVC school at least once (including a season sweep of eventual NCAA Tournament participant Southeast Missouri) and advanced to the OVC Championship semifinals for just the fifth time ever. UT Martin also tied for its most home victories (14) in the Kathleen and Tom Elam Center since the school transitioned into the NCAA Division I Era.

In 2022-23, the Skyhawks finished second in school history in scoring (2,658 points) and rebounding (1,293) while ranking in the top-15 in NCAA Division I men's basketball and topping the OVC in defensive rebounding per game (28.7, seventh), fast break points (15.09 per game, ninth), scoring offense (80.5 points per outing, 14th) and rebounding per game (39.18, 15th). UT Martin also led the OVC in scoring margin (+5.1), field goal percentage (.459) and field goal percentage defense (.422).

The Skyhawks set a school record for most single-season All-OVC honorees (three) in 2022-23 in Parker Stewart (first team), Jordan Sears (first team and All-Newcomer) and KJ Simon (second team). UT Martin was also one of only 12 NCAA Division I programs to produce multiple National Association of Basketball Coaches All-District recipients in 2022-23 as Stewart and Simon each earned that prestigious accolade.

Reed came to the Skyhawks from Daytona State College in Daytona Beach, Fla., where he was an assistant last season for head coach Joey Cantens. Reed also spent time as a director of player development and recruiting at Georgia Southern (2020-21) under head coach Brian Burg after serving as a graduate assistant on head coach Tom Crean's staff at Georgia from 2018-20.

Last season at Daytona State, Ridder was instrumental in the development of a trio of NJCAA All-Central Conference honorees. Reggie Quezada tallied first team accolades while Johan Crafoord and Ky Statmann each collected second team honors for the Falcons, who ranked third in the country in three-point field goals per game (10.2).

During his lone year at Georgia Southern, Ridder helped the squad to a 13-13 season in the first year of a rebuilding process. After the Eagles returned just two scholarship players from the previous season (the fourth least amount in NCAA Division I), Georgia Southern led the Sun Belt Conference with 15.8 forced turnovers per contest.

At Georgia, Ridder worked closely with a pair of eventual NBA Draft picks in Anthony Edwards (No. 1 overall pick in 2020) and Nicolas Claxton (No. 31 overall pick in 2019). Edwards was crowned as Southeastern Conference Freshman of the Year before the Minnesota Timberwolves made him the first Bulldog to become the top pick in the NBA Draft.

As a player, Ridder racked up 1,003 career points at a pair of NCAA Division II universities. He spent his freshman season at Lynn University in Boca Raton, Fla. before transferring to play his final three years for his father Steve Ridder at Embry-Riddle University in Daytona Beach, Fla.

During his junior campaign, Reed helped the Eagles to a 35-2 overall record, a championship in The Sun Conference and a Final Four appearance in the NAIA national tournament. He averaged a career-best 13.0 points per game as a senior as the school transitioned into the NCAA Division II ranks, capping off his Eagle career with averages of 10.0 points, 2.7 rebounds, 2.7 assists and 1.2 steals over 94 games played. In just three seasons, he ranked eighth in program history with 181 three-pointers made – converting 37.6 percent of his career attempts from beyond the arc.

Ridder played professionally for two seasons following his collegiate career, competing in Spain (2017-18) and Australia (2016-17).

Coaching runs in the Ridder family as Reed's father Steve is still the head coach at Embry-Riddle. Steve has tallied 759 career victories and a .705 winning percentage over 38 seasons, which ranks ninth amongst active head collegiate coaches with at least 600 career wins. Reed's brother Ryan has compiled a 170-109 career record and a .609 winning percentage over 10 seasons - the last six coming at the NCAA Division I level.

An Ormond Beach, Fla. native, Ridder graduated from Embry-Riddle with a degree in business administration in 2016. He later earned his Master's degree in sports administration from Georgia in 2020.



2023-24 UT MARTIN MEN'S BASKETBALL



## COACHING STAFF




**NASHAD  
MACKEY**

ASSISTANT COACH/PLAYER DEVELOPMENT  
FIRST SEASON  
NASSAU, BAHAMAS | EMBRY-RIDDLE, 2019

Nashad Mackey is in his first season on the University of Tennessee at Martin men's basketball coaching staff as an assistant coach in charge of player development.

Mackey comes to the Skyhawks from Daytona State College in Florida, where he coached current UT Martin junior guard/forward Jacob Crews last season. As an assistant for the Falcons under head coach Joey Cantens, the program won the Central Conference championship, racked up the most wins in school history (27, against just four losses), earned its highest end-of-season ranking in school history (eighth) and went 14-1 in league play to go along with an unblemished 14-0 mark at home.

The previous two seasons, Mackey served as a graduate assistant under head coach Steve Ridder (UT Martin head coach Ryan Ridder's father) at Embry-Riddle Aeronautical University in Daytona Beach, Fla. After the program did not compete during the 2020-21 campaign, the Eagles soared to a 24-10 and NCAA Division II Sweet 16 appearance in Mackey's final year on the bench.

Mackey's call to coach came after a stellar playing career where he pumped in 1,663 points at two familiar locations. He played his first two seasons at Daytona State College, earning All-American, conference Player of the Year, first team all-conference and all-region accolades after averaging 15.3 points and 12.3 rebounds per contest. He then transferred to Embry-Riddle where he became the only Eagle to average a double-double in a career (17.2 points, 12.2 rebounds per game). He was a two-time Sunshine State Conference honoree and left as the program's single-season leader in rebounding (350, 12.5 per outing in 2017-18) and second-most accurate career free throw shooter (.870 in 270 attempts).

A Nassau, Bahamas native, Mackey also boasts international experience as he took part in the 2022 and 2020 FIBA Americup Qualifiers as well as the 2018 Central American and Caribbean Games as part of the Bahamas National Team.

Mackey earned his bachelor's degree in human factors psychology from Embry-Riddle in 2019 before obtaining his Master's degree in leadership from the same institution in 2022. He and his wife Simone have three children, Noah, Malayah and Oaklynn.




**JAKE  
PERRIN**

ASSISTANT COACH/DIRECTOR OF BASKETBALL OPERATIONS  
FIRST SEASON  
BROCKWAY, PA. | PENN STATE DUBOIS, 2018

Jake Perrin is in his first season on the University of Tennessee at Martin men's basketball staff as an assistant coach who is also serving as the director of basketball operations.

Perrin joins UT Martin after a record-setting 2022-23 season on the coaching staff at Indiana University of Pennsylvania. Serving as a graduate assistant under school all-time wins leader Joe Lombardi, the Hawks went 32-2 with a 21-1 record in Pennsylvania State Athletic Conference play. IUP was ranked No. 1 nationally in the National Association of Basketball Coaches poll for four weeks, tallied its fourth consecutive conference championship and secured the No. 1 seed in the NCAA Division II Atlantic Region Tournament.

At IUP, Perrin worked with PSAC Athlete of the Year Shawndale Jones, who also received All-American accolades and a spot in the NCAA Division II Reese's All-Star Game in March 2023. He joined Dave Morris and Tomiwa Sulaiman as All-PSAC West first team recipients.

Before his stint at IUP, Perrin was the head boys varsity coach at Punxsutawney High School for three seasons. Inheriting a team that went 0-10 in league play, he implemented gradual improvement – wrapping up his tenure with a 2021-22 squad that went 10-11 overall and advanced to the District 9 championship game.

Hailing from Brockway, Pa., Perrin also spent four years with the Dubois Dream semiprofessional organization. After he was the starting point guard for the team, he filled a variety of roles before eventually assuming the role of head coach. He assisted in landing multiple NCAA Division I and Division II student-athletes on his roster.

Perrin graduated from Penn State University DuBois with a bachelor's degree in business administration and management in 2018. He earned his Master's degree in business administration from Indiana University of Pennsylvania in 2023.

2023-24 SKYHAWK MEN'S BASKETBALL



## SUPPORT STAFF



### SAVANNAH WARNER

ATHLETIC TRAINER  
SECOND SEASON  
COBDEN, ILL. | UT MARTIN, 2017

Savannah Warner returned to her alma mater in the summer of 2022, serving as an assistant athletic trainer. She works primarily with the Skyhawk soccer and baseball teams while assisting with all other sports. She was promoted to associate athletic trainer in July 2023.

Warner previously worked in Texas under the Brock Independent School District and Seminole Independent School District from 2020-22. During that time, she was also a preceptor for the Tarleton State University Master of Science in Athletic Training program.

As an undergraduate, Warner was a member of the UT Martin rodeo team under head coach John Luthi. She worked as a student athletic trainer for the Skyhawk football team before graduating from UT Martin with a degree in health and human performance in December 2017.

A Cobden, Ill. native, Warner earned her Master of Science degree in athletic training from Tarleton State in May 2020.



### RYNE RICKMAN

SPORTS INFORMATION DIRECTOR  
16TH SEASON  
BENTON, KY. | MURRAY STATE, 2008

Ryne Rickman has worked in the UT Martin sports information office since 2008. At UT Martin, Rickman is the media contact for the men's basketball, volleyball, beach volleyball, golf, rifle, equestrian and rodeo teams. Rickman also serves as official statistician at most Skyhawk home events, produces media guides, game day programs, press releases, and serves as a media host and coordinating event operations.

While at UT Martin, Rickman has taken part in several other sports information ventures. In April 2014, he earned the role of official statistician at the 2014 NCAA Women's Basketball Final Four in Nashville, serving in that role for all three games. He was the official statistician for the national championship game which involved two undefeated teams in Notre Dame and Connecticut.

Since 2010, he has served as the official statistician at the Ohio Valley Conference men's and women's basketball championship, where he was solely responsible for all stats from the tournament. He also served in that same role for the 2012 NCAA Men's Basketball Tournament Second/Third Rounds and the 2018 NCAA Men's Basketball Tournament First/Second Rounds, both of which were held in Nashville.

Rickman was also Tournament Director of the 2011 OVC Tennis Tournament, held in Paducah, Ky. In 2009 and 2017, Rickman was a media relations assistant at the NCAA men's basketball South Regional tournament in Memphis, arranging press conferences and post-game interviews in the Sweet 16/Elite 8 rounds. He also served as official scorer of the 2008 Major/60 12 Year Old Cal Ripken World Series in Martin from Aug. 7-14, 2008, overseeing the four-day, 10-team national Babe Ruth Little League tournament.

A native of Benton, Ky., Rickman came to UT Martin from Murray State, where he graduated with a degree in journalism and a minor in recreation in May 2008. He worked part-time as a student worker in the Athletics Media Relations office for four years and was the media contact for track and field and cross country, and also the head researcher for football and basketball media guides. He was a co-contributor to Murray State's 2007 football media guide, which was named by the College Sports Information Directors of America (CoSIDA) as the Best in the Nation for Football Bowl Subdivision universities.

Rickman married the former Allison Jones of Columbia, Tenn. in June 2018. The couple has one daughter, Millie.

2023-24 UT MARTIN MEN'S BASKETBALL



# SECTION III

2023-24 OUTLOOK



SEASON PREVIEW

Last March, approximately 20 minutes had passed after a grueling Ohio Valley Conference Championship semifinals loss for the University of Tennessee at Martin when head men's basketball coach Ryan Ridder took the stage for his postgame press conference.

The assembled media in attendance asked many questions about his team's grit in a season that saw the Skyhawks win 19 games before ending the program's fifth OVC semifinal appearance with seven healthy scholarship players. Ridder then delivered this message as a closing statement that resonated throughout the room: "We're still building this thing – I love the foundation we set last year. We saw the wins add up this year and next year I think we'll take one step further."



KK CURRY

Nearly eight months later, those words remain the mindset for a UT Martin program that is clearly on the rise. Six returning players and eight talented newcomers in 2023-24 have the Skyhawks once again back on the radar for contention atop the OVC standings.

"Winning 19 games and finishing third place last year, the overall theme for our team right now is probably excitement," Ridder said. "The first year we struggled – we were 8-22 and it wasn't a lot of fun but it set the foundation in the locker room. Sometimes you have to look at what's beneath the wins and losses – we've understood how to win and now we're figuring out how to be the best version of ourselves. We have guys who have bought in to playing one more day in March and putting others before yourself. From what I've seen from the summer until now, this is as excited about a group as I've ever been in my 10 years of coaching."

UT Martin is coming off a season where it ranked in the top-15 in NCAA Division I men's basketball in scoring offense (80.5 points per game), fast break points (15.09 per game) and rebounding per game (39.18). The Skyhawks piled up the second-most points (2,658) and rebounding (1,293) totals in school history while leading the OVC in scoring margin (+5.1), field goal percentage (.459) and field goal percentage defense (.422).

"We play an exciting brand and an up-tempo style," Ridder said. "With that said, we've always been defensive minded. We're long, we're athletic and we have some real toughness to

us. My most successful teams in the past have always loved to rebound the basketball and it looks like our group is put together to rebound at a high level once again this year."

Ridder believes that the key to the season's success is the off-court intangibles. That winning frame of mind has carried over during his tenure and is now a priority while scouring the country for the right fit at UT Martin.

"We've recruited some really special human beings," Ridder said. "We made it a point in recruiting that every player we look at has come from a winning program – that being at Division I, junior college, high school, anywhere. There's always going to be a learning adjustment – it doesn't matter how talented you are. We didn't choose boxing or wrestling – this is not an individual sport. We have to have great cohesion and be able to respond to adversity in the right manner. At this point, we have unbelievable chemistry."

Both Skyhawk returning starters claimed Preseason All-OVC accolades last week in junior guard **Jordan Sears** and senior forward **KK Curry**. Sears was voted to the All-OVC first team last season after leading UT Martin in total points (489) and assists (91) – pumping in 18.2 points per contest in league play to rank fourth in the OVC. Curry ranked third in the OVC in field goal percentage (.584) and eighth in rebounding (5.7 per outing) a year ago, averaging 8.5 points per game.

Senior **Desmond Williams** (8.1 points per outing, eighth in the OVC with 2.1 three-point field goals made



per game a year ago) and redshirt junior **Koby Jeffries** (34 career starts, 153 assists over two seasons in a Skyhawk uniform) return in the backcourt while the junior duo of **Jalen Myers** (11 double-digit scoring games in 2022-23) and **David Kamwanga** (41 career games in two seasons) give UT Martin two experienced frontcourt options.

Newcomers **Issa Muhammad** (6-9, 245 pounds), **Christian Fussell** (6-10, 220) and **Yassin Hussein** (6-9, 235) give the Skyhawks a size dimension the program has not had in the past. Muhammad was once the No. 28 ranked junior college prospect in the country who tallied 9.3 points and 4.9 rebounds in only 24.4 minutes per game last season at New Mexico State, starting 18 of his 23 games. Fussell played 58 games at Middle Tennessee, where he was part of 45 victories

over the last two seasons. Hussein is coming off a stint with the Egyptian National Team this summer after averaging 12.7 points, 7.0 rebounds and 2.5 blocks per game at Lake Land College.

A trio of incoming guards bring NCAA Division I experience to UT Martin. A 6-8 wing who began his career at North Florida, **Jacob Crews** was a junior college All-American after averaging 19.9 points per game at Daytona State College last season. **Justus Jackson** played in 39 games over two years at Hawai'i, helping the Rainbow Warriors to a 22-win campaign in 2022-23. **Sebastian Mendoza** accumulated 13.7 points, 6.8 rebounds, 2.7 assists and 2.3 steals per game last year at San Bernardino Valley College, which followed a pair of seasons at San Jose State.

Freshman walk-on **Braylon Jackson** (1,181 career high school points as a Georgia prep standout) is the lone underclassman on the Skyhawk roster. **Kenny White, Jr.** (621 career points in stops at Tennessee Tech and Murray State) is eligible to practice all season but has to sit out this season due to NCAA transfer rules.

A challenging schedule awaits UT Martin in 2023-24 as the Skyhawks will play 15 games against teams who earned a winning record last season. Eight of those squads made postseason appearances in 2022-23, including NCAA Tournament participants Mississippi State (Nov. 11), NC State (Dec. 12) and Southeast Missouri (Jan. 25 and Feb. 24).

The Skyhawks will visit seven

different states for eight nonconference road/neutral-site contests. The nonconference slate includes 2023 College Basketball Invitational participants Eastern Kentucky (Nov. 17), North Alabama (Nov. 22) and Rice (Nov. 30).

UT Martin will face OVC rivals Eastern Illinois, Lindenwood, Little Rock, Morehead State, Southeast Missouri, Tennessee State, Tennessee Tech and league newcomer Western Illinois for home-and-home series while playing SIUE (away) and Southern Indiana (home) one time apiece during the 2023-24 campaign. The 10-week OVC season runs from Dec. 28 through March 2 before the league's top eight teams will advance to the OVC Championship tournament, which will be hosted once again by the Ford Center in Evansville, Ind. on March 6-9.

A loaded roster combined with the rapid ascension of the Skyhawk program has led to lofty expectations in 2023-24. UT Martin was picked to finish fourth in the OVC preseason poll as its 149 points trailed Morehead State (200), SIUE (162) and Tennessee State (153).

"I thought we were right there in the thick of it this past year," Ridder said. "We had a nice conference tournament run but unfortunately had some injuries late. I think the most important thing we can take from that is all six of our returners got real game experience in that tournament atmosphere. Throw in our recruiting class and we've got a talented mix. We're really looking forward to seeing what this team has to offer."

2023-24 SKYHAWK MEN'S BASKETBALL



# OPPONENTS

## CHAMPION CHRISTIAN



Location.....Hot Springs, Ark.  
 Nickname.....Tigers  
 Conference.....Independent (NCCAA)  
 Home Arena ...Champion Community Center (N/A)  
 Head Coach .....Mo Capaci  
 Alma Mater.....Champion Christian, 2013  
 HC Career Record (Years) .....35-27 (3)  
 HC Record At School (Years).....Same  
 Assistant Coach .....Brendan Hatfield  
 Student Assistant .....Parker Gravitt  
 2022-23 Record .....17-5  
 Conference Record (Finish).....N/A  
 All-Time Series.....UTM leads 2-0  
 Last Meeting.....Nov. 12, 2022  
 Game Result.....@UTM 124, CCC 65  
 Streak.....UTM W2  
 First Meeting.....Nov. 20, 2014  
 UTM vs. CCC in Hot Springs .....0-0  
 UTM vs. CCC in Martin.....2-0

## MISSISSIPPI STATE



Location.....Starkville, Miss.  
 Nickname.....Bulldogs  
 Conference.....Southeastern  
 Home Arena .....Humphrey Coliseum (10,575)  
 Head Coach .....Chris Jans  
 Alma Mater.....Loras College, 1991  
 HC Career Record (Years) .....164-57 (7)  
 HC Record At School (Years).....21-13 (1)  
 Associate Head Coach .....James Miller  
 Assistant Coach .....David Anwar  
 Assistant Coach .....George Brooks  
 2022-23 Record .....21-13  
 Conference Record (Finish).....8-10 (9th)  
 All-Time Series.....MSU leads 9-1  
 Last Meeting.....Dec. 16, 2017  
 Game Result.....@MSU 92, UTM 61  
 Streak.....MSU W8  
 First Meeting.....Dec. 17, 1980  
 UTM vs. MSU in Starkville .....1-8  
 UTM vs. MSU in Martin.....0-0

## BRESCIA



Location.....Owensboro, Ky.  
 Nickname.....Bearcats  
 Conference.....River States (NAIA)  
 Home Arena .....Moore Center (750)  
 Head Coach .....Sarah Gayler  
 Alma Mater.....New Orleans, 2008  
 HC Career Record (Years) .....16-36 (2)  
 HC Record At School (Years).....Same  
 Assistant Coach .....Nick Chaykowsky  
 Assistant Coach .....Colin Doss  
 2022-23 Record .....9-14  
 Conference Record (Finish).....6-12 (10th)  
 All-Time Series.....UTM leads 3-0  
 Last Meeting.....Dec. 15, 2018  
 Game Result.....@UTM 108, BU 79  
 Streak.....UTM W3  
 First Meeting.....Feb. 8, 1999  
 UTM vs. BU in Owensboro .....0-0  
 UTM vs. BU in Martin.....3-0

## EASTERN KENTUCKY



Location.....Richmond, Ky.  
 Nickname.....Colonels  
 Conference.....Atlantic Sun  
 Home Arena .....Baptist Health Arena (6,500)  
 Head Coach .....AW Hamilton  
 Alma Mater.....Marshall, 2005  
 HC Career Record (Years) .....87-74 (5)  
 HC Record At School (Years).....Same  
 Assistant Coach .....Mike Allen  
 Assistant Coach .....Steve Lepore  
 Assistant Coach .....Ambrose Mosley  
 2022-23 Record .....23-14  
 Conference Record (Finish).....12-6 (3rd)  
 All-Time Series.....EKU leads 32-20  
 Last Meeting.....Feb. 18, 2021  
 Game Result.....EKU 89, @UTM 72  
 Streak.....EKU W4  
 First Meeting.....Feb. 1, 1992  
 UTM vs. EKU in Richmond .....7-21  
 UTM vs. EKU in Martin.....13-11

## PRAIRIE VIEW A&M



Location.....Prairie View, Texas  
 Nickname.....Panthers  
 Conference.....Southwestern Athletic  
 Home Arena .....William Nicks Building (4,000)  
 Head Coach .....Byron Smith  
 Alma Mater.....Houston, 1991  
 HC Career Record (Years) .....114-130 (8)  
 HC Record At School (Years).....113-111 (7)  
 Assistant Coach .....Spencer Robertson  
 Assistant Coach .....Johnnie Williams  
 2022-23 Record .....13-17  
 Conference Record (Finish).....9-9 (6th)  
 All-Time Series.....UTM leads 1-0  
 Last Meeting.....Nov. 20, 2022  
 Game Result.....@UTM 80, PVAMU 79  
 Streak.....UTM W1  
 First Meeting.....Nov. 20, 2022  
 UTM vs. PVAMU in Prairie View .....0-0  
 UTM vs. PVAMU in Martin.....1-0

## NORTH ALABAMA



Location.....Florence, Ala.  
 Nickname.....Lions  
 Conference.....Atlantic Sun  
 Home Arena .....CB&S Bank Arena (2,229)  
 Head Coach .....Tony Pujol  
 Alma Mater.....Sterling College, 1989  
 HC Career Record (Years) .....63-86 (5)  
 HC Record At School (Years).....Same  
 Associate Head Coach .....Ahmad Smith  
 Assistant Coach .....Carter Heston  
 Assistant Coach .....Austin Burnette  
 2022-23 Record .....18-15  
 Conference Record (Finish).....10-8 (6th)  
 All-Time Series.....UNA leads 28-21  
 Last Meeting.....Feb. 4, 1991  
 Game Result.....UNA 89, @UTM 79  
 Streak.....UNA W2  
 First Meeting.....Jan. 30, 1961  
 UTM vs. UNA in Florence .....7-15  
 UTM vs. UNA in Martin.....14-13





## CHICAGO STATE




**Location**.....Chicago, Ill.  
**Nickname**.....Cougars  
**Conference**.....Independent  
**Home Arena** ...Jones Convocation Center (7,000)  
**Head Coach** ..... Gerald Gillion  
**Alma Mater**..... Florida State, 2008  
**HC Career Record (Years)** ..... 18-45 (2)  
**HC Record At School (Years)**..... Same  
**Associate Head Coach**.....Barontony Terry  
**Assistant Coach** .....Jelani Hewitt  
**2022-23 Record** ..... 11-20  
**Conference Record (Finish)**.....N/A  
**All-Time Series**.....UTM leads 1-0  
**Last Meeting**.....Dec. 11, 2022  
**Game Result**..... @UTM 75, CSU 74 (OT)  
**Streak**..... UTM W1  
**First Meeting**.....Dec. 11, 2022  
**UTM vs. CSU in Chicago**..... 0-0  
**UTM vs. CSU in Martin**..... 1-0

## RICE

**Location**..... Houston, Texas  
**Nickname**..... Owls  
**Conference**..... American Athletic  
**Home Arena** ..... Tudor Fieldhouse (5,208)  
**Head Coach** ..... Scott Pera  
**Alma Mater**..... Penn State Harrisburg, 1989  
**HC Career Record (Years)**.....85-96 (6)  
**HC Record At School (Years)**..... Same  
**Assistant Coach** ..... Van Green  
**Assistant Coach** ..... Greg Howell  
**Assistant Coach** ..... Russ Pennell  
**2022-23 Record** ..... 19-16  
**Conference Record (Finish)**.....8-12 (6th C-USA)  
**All-Time Series**..... First Meeting  
**Last Meeting**..... N/A  
**Game Result**..... N/A  
**Streak**..... N/A  
**First Meeting**..... N/A  
**UTM vs. RU in Houston** ..... 0-0  
**UTM vs. RU in Martin** ..... 0-0

## MCNEESE






**Location**..... Lake Charles, La.  
**Nickname**..... Cowboys  
**Conference**..... Southland  
**Home Arena** ..... Legacy Center (4,300)  
**Head Coach** ..... Will Wade  
**Alma Mater**..... Clemson, 2005  
**HC Career Record (Years)** .....196-96 (9)  
**HC Record At School (Years)**.....0-0 (1st)  
**Assistant Coach** ..... Brandon Chambers  
**Assistant Coach** ..... Vernon Hamilton  
**2022-23 Record** ..... 11-23  
**Conference Record (Finish)**..... 6-12 (8th)  
**All-Time Series**..... UTM leads 1-0  
**Last Meeting**.....Nov. 28, 2022  
**Game Result**.....@UTM 86, MSU 83  
**Streak**..... UTM W1  
**First Meeting**.....Nov. 28, 2022  
**UTM vs. MSU in Lake Charles**..... 0-0  
**UTM vs. MSU in Martin**..... 1-0

## ECCLESIA




**Location**.....Springdale, Ark.  
**Nickname**..... Royals  
**Conference**..... Independent (NCAA)  
**Home Arena** ..... Jones Center (N/A)  
**Head Coach** ..... Vlad Chira  
**Alma Mater**..... Ecclesia, 2021  
**HC Career Record (Years)** .....0-0 (1st)  
**HC Record At School (Years)**..... Same  
**2022-23 Record** ..... 13-21  
**Conference Record (Finish)**.....N/A  
**All-Time Series**..... First Meeting  
**Last Meeting**..... N/A  
**Game Result**..... N/A  
**Streak**..... N/A  
**First Meeting**..... N/A  
**UTM vs. EC in Ecclesia** ..... 0-0  
**UTM vs. EC in Martin** ..... 0-0

## NC STATE

**Location**..... Raleigh, NC  
**Nickname**..... Wolfpack  
**Conference**..... Atlantic Coast  
**Home Arena** ..... PNC Arena (19,700)  
**Head Coach** ..... Kevin Keatts  
**Alma Mater**..... Marshall, 2011  
**HC Career Record (Years)** ..... 185-107 (9)  
**HC Record At School (Years)**..... 113-79 (6)  
**Assistant Coach** ..... Joel Justus  
**Assistant Coach** ..... Kareem Richardson  
**Assistant Coach** ..... Levi Watkins  
**Assistant Coach** ..... Larry Dixon  
**Assistant Coach** ..... Steve Snell  
**2022-23 Record** ..... 23-11  
**Conference Record (Finish)**..... 12-8 (6th)  
**All-Time Series**..... First Meeting  
**Last Meeting**..... N/A  
**Game Result**..... N/A  
**Streak**..... N/A  
**First Meeting**..... N/A  
**UTM vs. NCSU in Raleigh** ..... 0-0  
**UTM vs. NCSU in Martin** ..... 0-0

## EVANSVILLE




**Location**..... Evansville, Ind.  
**Nickname**..... Purple Aces  
**Conference**..... Missouri Valley  
**Home Arena** ..... Ford Center (11,000)  
**Head Coach** ..... David Ragland  
**Alma Mater**..... Southern Indiana, 2003  
**HC Career Record (Years)** .....5-27 (1)  
**HC Record At School (Years)**..... Same  
**Associate Head Coach** ..... Craig Snow  
**Assistant Coach** ..... George Swanson  
**Assistant Coach** ..... Roosevelt Jones  
**Assistant Coach** ..... Peter Funk  
**2022-23 Record** ..... 5-27  
**Conference Record (Finish)**..... 1-19 (12th)  
**All-Time Series**..... UE leads 11-2  
**Last Meeting**.....Dec. 2, 2020  
**Game Result**.....@UTM 93, UE 87 (2OT)  
**Streak**..... UTM W1  
**First Meeting**.....Jan. 26, 1994  
**UTM vs. UE in Evansville** ..... 1-7  
**UTM vs. UE in Martin**..... 1-4

2023-24 SKYHAWK MEN'S BASKETBALL



# OPPONENTS

## WILLIAM WOODS



Location..... Fulton, Mo.  
 Nickname..... Owls  
 Conference..... American Midwest (NAIA)  
 Home Arena ..... Anderson Arena (N/A)  
 Head Coach ..... Jordan Ashton  
 Alma Mater..... Iowa State, 2016  
 HC Career Record (Years) .....27-3 (1)  
 HC Record At School (Years).....0-0 (1st)  
 Assistant Coach ..... Colden Hutton  
 2022-23 Record ..... 15-13  
 Conference Record (Finish)..... 8-8 (5th)  
 All-Time Series..... UTM leads 1-0  
 Last Meeting..... Dec. 19, 2010  
 Game Result..... @UTM 87, WWU 57  
 Streak..... UTM W1  
 First Meeting ..... Dec. 19, 2010  
 UTM vs. WWU in Fulton ..... 0-0  
 UTM vs. WWU in Martin ..... 1-0

## TENNESSEE STATE



Location..... Nashville, Tenn.  
 Nickname..... Tigers  
 Conference..... Ohio Valley  
 Home Arena ..... Gentry Center (9,100)  
 Head Coach ..... Brian "Penny" Collins  
 Alma Mater ..... Belmont, 2006  
 HC Career Record (Years) .....63-87 (5)  
 HC Record At School (Years)..... Same  
 Assistant Coach ..... Jeremy Lewis  
 Assistant Coach ..... Russ Willemssen  
 Assistant Coach ..... Joshua Bone, Jr.  
 2022-23 Record ..... 18-14  
 Conference Record (Finish).....10-8 (3rd)  
 All-Time Series..... TSU leads 37-30  
 Last Meeting..... Feb. 23, 2023  
 Game Result..... TSU 88, @UTM 82  
 Streak..... TSU W1  
 First Meeting ..... Dec. 5, 1966  
 UTM vs. TSU in Nashville..... 12-23  
 UTM vs. TSU in Martin ..... 17-14

## TENNESSEE TECH



Location..... Cookeville, Tenn.  
 Nickname..... Golden Eagles  
 Conference..... Ohio Valley  
 Home Arena .....Hooper Eblen Center (7,500)  
 Head Coach .....John Pelphrey  
 Alma Mater.....Kentucky, 1992  
 HC Career Record (Years) .....190-208 (13)  
 HC Record At School (Years).....41-82 (4)  
 Assistant Coach ..... Alex Fain  
 Assistant Coach ..... Blake Gray  
 Assistant Coach ..... Andrew Steele  
 2022-23 Record ..... 16-17  
 Conference Record (Finish)..... 11-7 (2nd)  
 All-Time Series..... TTU leads 42-17  
 Last Meeting..... March 3, 2023  
 Game Result..... TTU 78, UTM 63  
 Streak..... TTU W1  
 First Meeting ..... Dec. 14, 1968  
 UTM vs. TTU in Cookeville..... 7-23  
 UTM vs. TTU in Martin ..... 10-17

## EASTERN ILLINOIS



Location..... Charleston, Ill.  
 Nickname..... Panthers  
 Conference..... Ohio Valley  
 Home Arena ..... Lantz Arena (5,400)  
 Head Coach ..... Marty Simmons  
 Alma Mater..... Evansville, 1987  
 HC Career Record (Years) .....296-296 (19)  
 HC Record At School (Years).....14-48 (2)  
 Assistant Coach ..... Marlon London  
 Assistant Coach ..... Kylen Butler  
 Assistant Coach ..... Rich McBride  
 Assistant Coach ..... Bob Lockart  
 Assistant Coach ..... Jalen Hutton  
 2022-23 Record ..... 9-22  
 Conference Record (Finish)..... 5-13 (10th)  
 All-Time Series..... EIU leads 30-27  
 Last Meeting..... Feb. 9, 2023  
 Game Result..... @EIU 77, UTM 75  
 Streak..... EIU W1  
 First Meeting ..... Dec. 3, 1994  
 UTM vs. EIU in Charleston ..... 8-20  
 UTM vs. EIU in Martin ..... 18-10

## WESTERN ILLINOIS



Location..... Macomb, Ill.  
 Nickname..... Fighting Leathernecks  
 Conference..... Ohio Valley  
 Home Arena ..... Western Hall (5,139)  
 Head Coach ..... Chad Boudreau  
 Alma Mater..... Hannibal-LaGrange, 1995  
 HC Career Record (Years) .....76-31 (3)  
 HC Record At School (Years).....0-0 (1st)  
 Associate Head Coach ..... Kyle Heikkinen  
 Assistant Coach ..... Chris Hill  
 Assistant Coach ..... John Clancy  
 Assistant Coach ..... Kamrein Street  
 Assistant Coach ..... Kris Glover  
 2022-23 Record ..... 16-14  
 Conference Record (Finish)..... 9-9 (4th Summit)  
 All-Time Series..... UTM leads 3-2  
 Last Meeting..... Dec. 4, 2021  
 Game Result..... @WIU 81, UTM 64  
 Streak..... WIU W2  
 First Meeting ..... Nov. 18, 2003  
 UTM vs. WIU in Macomb ..... 1-1  
 UTM vs. WIU in Martin ..... 1-1

## LITTLE ROCK



Location..... Little Rock, Ark.  
 Nickname..... Trojans  
 Conference..... Ohio Valley  
 Home Arena ..... Jack Stephens Center (5,600)  
 Head Coach ..... Darrell Walker  
 Alma Mater..... Arkansas, 2012  
 HC Career Record (Years) .....106-104 (7)  
 HC Record At School (Years).....61-86 (5)  
 Assistant Coach ..... Charles Baker  
 Assistant Coach ..... Preston Laird  
 Assistant Coach ..... Julius Hodge  
 2022-23 Record ..... 10-21  
 Conference Record (Finish)..... 6-12 (8th)  
 All-Time Series..... LR leads 5-1  
 Last Meeting..... Feb. 11, 2023  
 Game Result..... @UTM 84, LR 61  
 Streak..... UTM W1  
 First Meeting ..... Dec. 16, 1992  
 UTM vs. LR in Little Rock ..... 0-4  
 UTM vs. LR in Martin ..... 1-1



## MOREHEAD STATE



Location..... Morehead, Ky.  
 Nickname..... Eagles  
 Conference..... Ohio Valley  
 Home Arena ..... Ellis T. Johnson Arena (6,500)  
 Head Coach ..... Preston Spradlin  
 Alma Mater..... Alice Lloyd, 2009  
 HC Career Record (Years) ..... 114-100 (7)  
 HC Record At School (Years)..... Same  
 Associate Head Coach ..... Scott Combs  
 Assistant Coach ..... Dominic Lombardi  
 Assistant Coach ..... Cason Burk  
 Assistant Coach ..... Ky Klingsick  
 2022-23 Record ..... 22-12  
 Conference Record (Finish)..... 14-4 (1st)  
 All-Time Series..... MSU leads 43-17  
 Last Meeting..... Feb. 25, 2023  
 Game Result..... @MSU 72, UTM 58  
 Streak..... MSU W1  
 First Meeting..... Dec. 16, 1991  
 UTM vs. MSU in Morehead..... 4-25  
 UTM vs. MSU in Martin..... 12-14

## SOUTHEAST MISSOURI



Location..... Cape Girardeau, Mo.  
 Nickname..... Redhawks  
 Conference..... Ohio Valley  
 Home Arena ..... Show Me Center (7,000)  
 Head Coach ..... Brad Korn  
 Alma Mater..... Southern Illinois, 2004  
 HC Career Record (Years) ..... 44-51 (3)  
 HC Record At School (Years)..... Same  
 Assistant Coach ..... JR Reynolds  
 Assistant Coach ..... Connor Wheeler  
 Assistant Coach ..... LaDon Champagne  
 2022-23 Record ..... 19-17  
 Conference Record (Finish)..... 10-8 (3rd)  
 All-Time Series..... SEMO leads 52-38  
 Last Meeting..... Jan. 19, 2023  
 Game Result..... UTM 80, @SEMO 60  
 Streak..... UTM W2  
 First Meeting..... Dec. 14, 1962  
 UTM vs. SEMO in Cape Girardeau..... 9-37  
 UTM vs. SEMO in Martin ..... 29-14

## LINDENWOOD



Location..... St. Charles, Mo.  
 Nickname..... Lions  
 Conference..... Ohio Valley  
 Home Arena ..... Robert F. Hyland Arena (3,270)  
 Head Coach ..... Kyle Gerdeman  
 Alma Mater..... Southeast Missouri, 1998  
 HC Career Record (Years) ..... 45-64 (4)  
 HC Record At School (Years)..... Same  
 Associate Head Coach ..... Anthony Beane  
 Assistant Coach ..... Kyle Campbell  
 Assistant Coach ..... Brandon Shingles  
 Assistant Coach ..... Scott Gauthier  
 2022-23 Record ..... 11-21  
 Conference Record (Finish)..... 6-12 (8th)  
 All-Time Series..... UTM leads 2-1  
 Last Meeting..... Feb. 4, 2023  
 Game Result..... @LU 80, UTM 75  
 Streak..... LU W1  
 First Meeting..... Nov. 29, 1980  
 UTM vs. LU in St. Charles..... 0-1  
 UTM vs. LU in Martin..... 2-0

## SIUE



Location..... Edwardsville, Ill.  
 Nickname..... Cougars  
 Conference..... Ohio Valley  
 Home Arena ..... First Community Arena (4,000)  
 Head Coach ..... Brian Barone  
 Alma Mater..... Marquette, 2000  
 HC Career Record (Years) ..... 47-75 (4)  
 HC Record At School (Years)..... Same  
 Associate Head Coach ..... Colin Schneider  
 Assistant Coach ..... Ryan Hellenthal  
 Assistant Coach ..... Angres Thorpe  
 Assistant Coach ..... Darreon Reddick  
 2022-23 Record ..... 19-14  
 Conference Record (Finish)..... 9-9 (6th)  
 All-Time Series..... UTM leads 17-13  
 Last Meeting..... March 2, 2023  
 Game Result..... UTM 81, SIUE 75  
 Streak..... UTM W2  
 First Meeting..... Dec. 18, 1970  
 UTM vs. SIUE in Edwardsville..... 7-7  
 UTM vs. SIUE in Martin..... 9-6

## SOUTHERN INDIANA



Location..... Evansville, Ind.  
 Nickname..... Screaming Eagles  
 Conference..... Ohio Valley  
 Home Arena ..... Screaming Eagles Arena (4,800)  
 Head Coach ..... Stan Gouard  
 Alma Mater..... Southern Indiana, 1999  
 HC Career Record (Years) ..... 274-147 (15)  
 HC Record At School (Years)..... 46-30 (3)  
 Assistant Coach ..... John Spruance  
 Assistant Coach ..... Jon Aldridge  
 Assistant Coach ..... Chris Moore  
 Assistant Coach ..... Doug Novsek  
 2022-23 Record ..... 19-17  
 Conference Record (Finish)..... 9-9 (6th)  
 All-Time Series..... UTM leads 6-4  
 Last Meeting..... Jan. 28, 2023  
 Game Result..... @UTM 86, USI 83 (OT)  
 Streak..... UTM W1  
 First Meeting..... Dec. 12, 1970  
 UTM vs. USI in Evansville..... 1-4  
 UTM vs. USI in Martin ..... 5-0

## OVC CHAMPIONSHIP



Tournament Dates ..... March 6-9, 2024  
 Tournament Location ..... Evansville, Ind.  
 Tournament Venue..... Ford Center (11,000)

UTM All-Time OVCT Appearances..... 14  
 UTM Last OVCT Appearances..... 2023  
 UTM OVCT Record at Ford Center..... 2-2

OVC Location ..... Brentwood, Tenn.  
 Founded ..... 1948  
 Member Institutions..... 11  
 Commissioner..... Beth DeBauche

Men's Basketball SID..... Kyle Schwartz  
 SID Email..... kschwartz@ovc.org  
 SID Phone..... (615) 690-6685  
 Website..... www.OVCSports.com  
 Twitter/X..... @OVCSports  
 Instagram ..... /OVCSports  
 Facebook..... /OVCSports

2023-24 SKYHAWK MEN'S BASKETBALL



# OVC TOURNAMENT/POSTSEASON HISTORY

## SKYHAWKS ALL-TIME IN THE OVC TOURNAMENT

| Date          | Seed | Round    | Opponent                 | Location            | Result          | Coach           |
|---------------|------|----------|--------------------------|---------------------|-----------------|-----------------|
| Feb. 29, 2000 | 7    | Quarters | No. 2 Southeast Missouri | Cape Girardeau, Mo. | L, 76-74        | Bret Campbell   |
| Feb. 27, 2001 | 8    | Quarters | No. 1 Tennessee Tech     | Cookeville, Tenn.   | L, 69-58        | Bret Campbell   |
| Feb. 26, 2002 | 5    | Quarters | No. 4 Austin Peay        | Clarksville, Tenn.  | L, 72-69        | Bret Campbell   |
| March 4, 2003 | 6    | Quarters | No. 3 Tennessee Tech     | Cookeville, Tenn.   | L, 76-62        | Bret Campbell   |
| Feb. 28, 2006 | 8    | Quarters | No. 1 Murray State       | Murray, Ky.         | L, 65-52        | Bret Campbell   |
| March 4, 2008 | 4    | Quarters | No. 5 Samford            | Martin, Tenn.       | W, 101-94 (3OT) | Bret Campbell   |
| March 7, 2008 | 4    | Semis    | No. 1 Austin Peay        | Nashville, Tenn.    | L, 78-77        | Bret Campbell   |
| March 3, 2009 | 1    | Quarters | No. 8 Tennessee Tech     | Martin, Tenn.       | W, 93-75        | Bret Campbell   |
| March 6, 2009 | 1    | Semis    | No. 4 Morehead State     | Nashville, Tenn.    | L, 63-55        | Bret Campbell   |
| March 2, 2011 | 8    | First    | No. 5 Tennessee State    | Nashville, Tenn.    | W, 68-64        | Jason James     |
| March 3, 2011 | 8    | Quarters | No. 4 Tennessee Tech     | Nashville, Tenn.    | L, 83-59        | Jason James     |
| March 6, 2013 | 8    | First    | No. 5 Morehead State     | Nashville, Tenn.    | L, 73-66        | Jason James     |
| March 5, 2015 | 4    | Quarters | No. 5 Morehead State     | Nashville, Tenn.    | L, 76-65        | Heath Schroyer  |
| March 4, 2016 | 2    | Semis    | No. 3 Morehead State     | Nashville, Tenn.    | W, 83-70        | Heath Schroyer  |
| March 5, 2016 | 2    | Champ    | No. 8 Austin Peay        | Nashville, Tenn.    | L, 83-73        | Heath Schroyer  |
| March 3, 2017 | 2    | Semis    | No. 7 Murray State       | Nashville, Tenn.    | W, 73-67        | Anthony Stewart |
| March 4, 2017 | 2    | Champ    | No. 4 Jacksonville State | Nashville, Tenn.    | L, 66-55        | Anthony Stewart |
| March 6, 2019 | 7    | First    | No. 6 Eastern Illinois   | Evansville, Ind.    | W, 78-71        | Anthony Stewart |
| March 7, 2019 | 7    | Quarters | No. 3 Jacksonville State | Evansville, Ind.    | L, 88-81        | Anthony Stewart |
| March 2, 2023 | 3    | Quarters | No. 6 SIUE               | Evansville, Ind.    | W, 81-75        | Ryan Ridder     |
| March 3, 2023 | 3    | Semis    | No. 2 Tennessee Tech     | Evansville, Ind.    | L, 78-63        | Ryan Ridder     |

As No. 1 Seed: 1-1  
 As No. 2 Seed: 2-2  
 As No. 3 Seed: 1-1  
 As No. 4 Seed: 1-2  
 As No. 5 Seed: 0-1  
 As No. 6 Seed: 0-1  
 As No. 7 Seed: 1-2  
 As No. 8 Seed: 1-4

vs. APSU: 0-3  
 vs. EIU: 1-0  
 vs. JSU: 0-2  
 vs. MOR: 1-3  
 vs. MUR: 1-1  
 vs. SAM: 1-0  
 vs. SEMO: 0-1  
 vs. SIUE: 1-0  
 vs. TSU: 1-0  
 vs. TTU: 1-4

On Neutral Floor: 5-9  
 In First Round: 2-1  
 In Quarterfinals Round: 3-8  
 In Semifinals Round: 2-3  
 In Championship Round: 0-2  
 As Favored Seed: 5-4  
 As Underdog Seed: 2-10  
 Most Points: Lester Hudson (42 vs. TTU, 2009)  
 Most Rebounds: Jared Newson (12 vs. MUR, 2006)  
 Most Assists: Delrico Lane (9 vs. TTU, 2009)

## UT MARTIN POSTSEASON HISTORY

| Event   | Year | Opponent           | Site | Result       | Head Coach      |
|---|------|--------------------|------|--------------|-----------------|
| CIT   | 2017 | Campbell           | A    | L 73-56      | Anthony Stewart |
| <i>A Skyhawk rally down the stretch comes up just short as UT Martin's record-setting season comes to a close despite a game-high 27 points out of Jacobby Mobley</i>           |      |                    |      |              |                 |
| CIT   | 2017 | UNC Asheville      | H    | W 89-75      | Anthony Stewart |
| <i>UT Martin never trails in the program's first-ever postseason home game as Jacobby Mobley pumps in a game-high 29 points against the Big South Conference co-champions</i>   |      |                    |      |              |                 |
| CIT   | 2016 | Ball State         | A    | L 83-80 (OT) | Heath Schroyer  |
| <i>Twymond Howard scores a game-high 26 points for the Skyhawks, who lead by 11 points with 1:56 left in regulation before Ball State storms back to win in overtime.</i>       |      |                    |      |              |                 |
| CIT   | 2016 | Central Michigan   | A    | W 76-73      | Heath Schroyer  |
| <i>Alex Anderson scores 21 points - including a go-ahead three-pointer with 45 seconds left - to help UT Martin to a road win over the Mid-American Conference West champs</i>  |      |                    |      |              |                 |
| CIT   | 2015 | Evansville         | A    | L 79-66      | Heath Schroyer  |
| <i>Deville Smith (career-high six 3-pointers) and Twymond Howard (17 points, 10 rebounds) lead the Skyhawks but Evansville shoots 57.1 percent for the contest</i>              |      |                    |      |              |                 |
| CIT   | 2015 | Eastern Kentucky   | A    | W 70-69      | Heath Schroyer  |
| <i>Marshun Newell buries a go-ahead trey with 3.3 seconds left and Twymond Howard adds 23 points to help UT Martin overcome a seven-point second half deficit</i>               |      |                    |      |              |                 |
| CIT   | 2015 | USC Upstate        | A    | W 60-49      | Heath Schroyer  |
| <i>Twymond Howard leads UT Martin with 15 points as the Skyhawks end the game on a 14-3 run and hold USC Upstate to 29.6 percent shooting for the contest</i>                   |      |                    |      |              |                 |
| CIT   | 2015 | Northwestern State | A    | W 104-79     | Heath Schroyer  |
| <i>Alex Anderson (30 points) and Deville Smith (21 points, 12 rebounds, 11 assists) lead UT Martin as the Skyhawks connect on a school-record 16 three-pointers in the CIT</i>  |      |                    |      |              |                 |
| NIT   | 2009 | Auburn             | A    | L 87-82      | Bret Campbell   |
| <i>Lester Hudson concludes his career with 33 points, 12 rebounds and seven assists in UT Martin's Division-I postseason debut at the NIT</i>                                   |      |                    |      |              |                 |
| NCAAT   | 1983 | Stephen F. Austin  | N    | L 83-70      | Tom Hancock     |
| <i>Gulf South Conference Player of the Year Jerry Davis has 26 points as UT Martin wraps up the season at the NCAA Division II Tournament after winning its first GSC title</i> |      |                    |      |              |                 |
| NCAAT   | 1983 | Southeast Missouri | A    | L 83-71      | Tom Hancock     |
| <i>Gus Rudolph (21 points and 18 rebounds) and Mitch Stentiford (21 points) lead UT Martin as it falls just short in overtime at the NCAA Division II Tournament</i>            |      |                    |      |              |                 |
| NCAAT   | 1982 | Southeast Missouri | N    | L 56-53      | Art Tolis       |
| <i>Mitch Stentiford's 20 points and Larry Brooks' 12 rebounds pace the program's first 20-win squad at the NCAA Division II Tournament in Warrensburg, Mo.</i>                  |      |                    |      |              |                 |
| NCAAT   | 1982 | Central Missouri   | A    | W 47-43      | Art Tolis       |
| <i>All-Gulf South Conference first teamer Larry Brooks leads UT Martin with 14 points as UT Martin claims its first-ever postseason win in the NCAA Division II Tournament</i>  |      |                    |      |              |                 |



# OVC COMPOSITE SCHEDULE

## Monday, November 6

Tennessee Tech at Tennessee, 5:30 p.m.  
 SIUE at Dayton, 6 p.m.  
 Champion Christian at UT Martin, 6 p.m.  
 Western Illinois at UTSA, 7 p.m.  
 Texas State at Little Rock, 7 p.m.  
 Eastern Illinois at Illinois, 7 p.m.  
 Morehead State at Alabama, 7 p.m.  
 Lindenwood at Nebraska, 7 p.m.  
 Southern Indiana at Saint Louis, 7 p.m.  
 Fisk at Tennessee State, 7:30 p.m.  
 Southeast Missouri at Grand Canyon, 9 p.m.

## Wednesday, November 8

Western Illinois at SMU, 6 p.m.  
 Shawnee State at Morehead State, 6 p.m.  
 Monmouth College at Eastern Illinois, 7 p.m.

## Thursday, November 9

Southern Indiana at Michigan State, 6 p.m.  
 Kentucky State at Tennessee State, 7 p.m.  
 Lindenwood at Iowa State, 7 p.m.  
 North Park at SIUE, 7:30 p.m.

## Friday, November 10

Morehead State at Purdue, 6 p.m.  
 Tennessee Tech at Murray State, 7 p.m.  
 Southeast Missouri at Butler, 7:30 p.m.  
 Little Rock at UIC, 7:30 p.m.

## Saturday, November 11

UT Martin at Mississippi State, 4 p.m.  
 Eastern Illinois at Loyola Chicago, 7 p.m.

## Sunday, November 12

St. Ambrose at Western Illinois, 3:30 p.m.  
 Chicago State at Southern Indiana, 3:30 p.m.

## Monday, November 13

Brescia at UT Martin, 6 p.m.  
 Hannibal-LaGrange at Lindenwood, 7 p.m.  
 SIUE at Missouri, 7 p.m.

## Tuesday, November 14

Mercer at Morehead State, 5 p.m.  
 Lipscomb at Tennessee Tech, 6 p.m.  
 Tiffin at Southern Indiana, 7 p.m.

## Wednesday, November 15

Evansville at Southeast Missouri, 6:30 p.m.  
 Eastern Illinois at Illinois State, 7 p.m.  
 Tennessee State at Portland, 8 p.m.  
 1-SIUE vs. Denver, TBA

## Thursday, November 16

Lindenwood at Air Force, 5:30 p.m.  
 Midway at Tennessee Tech, 6 p.m.

## Friday, November 17

2-Lindenwood vs. Omaha, 3 p.m.  
 Morehead State at Penn State, 6 p.m.  
 1-SIUE vs. Nicholls, 6 p.m.  
 UT Martin at Eastern Kentucky, 6 p.m.  
 Southern at Western Illinois, 7 p.m.  
 Tennessee State at Oregon, 8 p.m.

## Saturday, November 18

3-Little Rock at Northern Illinois, 1 p.m.  
 Southern Indiana at La Salle, 1 p.m.  
 Eastern Illinois vs. Coppin State, 2:30 p.m.

## Sunday, November 19

5-UT Martin vs. Prairie View A&M, 12 p.m.  
 Eastern Illinois at Miami (Ohio), 12 p.m.  
 SIUE at South Alabama, 12 p.m.  
 2-Lindenwood vs. William & Mary, 12:30 p.m.  
 Little Rock at Georgia State, 1 p.m.  
 Tennessee Tech at Chattanooga, 1 p.m.

## Monday, November 20

Morehead State at Bellarmine, 5:30 p.m.  
 Southern Indiana at Bucknell, 6 p.m.  
 Central Arkansas at Southeast Missouri, 6:30 p.m.  
 Midway at Tennessee State, 7 p.m.

## Tuesday, November 21

Western Illinois at Valparaiso, 7 p.m.

## Wednesday, November 22

Georgia State at Little Rock, 12 p.m.  
 Tennessee Tech at Presbyterian, 1 p.m.  
 North Alabama at UT Martin, 2 p.m.  
 Midway at Morehead State, TBA

## Friday, November 24

6-Tennessee State vs. Mercer, 11 a.m.  
 Southern Indiana at Duke, 5 p.m.  
 Western Illinois at Illinois, 8 p.m.

## Saturday, November 25

Detroit Mercy at SIUE, 1 p.m.  
 7-Southeast Missouri vs. Evansville, 1 p.m.  
 Eureka at Eastern Illinois, 2 p.m.  
 Tulsa at Little Rock, 2 p.m.  
 UT Martin at Chicago State, 2 p.m.  
 6-Tennessee State vs. TBA, TBA

## Monday, November 27

Southeast Missouri at Chattanooga, 1 p.m.  
 Utah Tech at Lindenwood, 7 p.m.  
 Western Illinois at Wisconsin, 6 p.m.

## Tuesday, November 28

Western Carolina at Tennessee Tech, 6 p.m.  
 Ball State at Little Rock, 6:30 p.m.  
 Eastern Illinois at Kansas, 7 p.m.  
 East-West at Southern Indiana, 7 p.m.  
 Missouri Baptist at SIUE, 7 p.m.

## Wednesday, November 29

Tennessee State at Alabama A&M, 7 p.m.  
 Morehead State at Austin Peay, 7 p.m.

## Thursday, November 30

Hannibal-LaGrange at Western Illinois, 7 p.m.  
 Tennessee Tech at North Alabama, 7 p.m.  
 Southeast Missouri at Kansas City, 7 p.m.  
 UT Martin at Rice, 7 p.m.

## Friday, December 1

SIUE at Troy, 6 p.m.  
 Arkansas State at Little Rock, 6:30 p.m.

## Saturday, December 2

UT Martin at McNeese, 2 p.m.  
 UHSP at Eastern Illinois, 2 p.m.  
 Bowling Green at Southern Indiana, 3 p.m.  
 Austin Peay at Tennessee State, 6 p.m.  
 Lindenwood at Idaho State, 7 p.m.

## Sunday, December 3

South Dakota at Western Illinois, 1 p.m.  
 Alice Lloyd at Tennessee Tech, 3 p.m.  
 Missouri Baptist at Southeast Missouri, 3 p.m.  
 Chattanooga at Morehead State, 3 p.m.

## Wednesday, December 6

Harris-Stowe at Southeast Missouri, 6:30 p.m.  
 Coe at Western Illinois, 7 p.m.  
 Purdue Fort Wayne at Southern Indiana, 7 p.m.  
 Green Bay at SIUE, 7 p.m.

## Thursday, December 7

Little Rock at Central Arkansas, 6:30 p.m.  
 IUPUI at Eastern Illinois, 7 p.m.

## Saturday, December 9

Southern Indiana at Indiana State, 1 p.m.  
 Kansas City at Lindenwood, 3 p.m.  
 Western Illinois at Green Bay, 6 p.m.  
 Purdue Fort Wayne at Southeast Missouri, 6 p.m.

## Sunday, December 10

Winthrop at Little Rock, 12 p.m.  
 SIUE at Ball State, 1 p.m.  
 Ecclesia at UT Martin, 2 p.m.  
 Morehead State at North Alabama, 2 p.m.  
 Central Arkansas at Eastern Illinois, 2 p.m.  
 Tennessee Tech at ETSU, 3 p.m.  
 Tennessee State at Lipscomb, 4 p.m.

## Tuesday, December 12

Bethel at Tennessee Tech, 6 p.m.  
 Avila at Lindenwood, 7 p.m.  
 UT Martin at NC State, 6 p.m.

## Wednesday, December 13

UTSA at Little Rock, 6:30 p.m.  
 Tennessee State at Liberty, 7 p.m.

## Thursday, December 14

Saint Mary-of-the-Woods at Morehead State, 6 p.m.

## Saturday, December 16

Lindenwood at IUPUI, 11 a.m.  
 Boyce at Tennessee State, 2 p.m.  
 North Alabama at Tennessee Tech, 3 p.m.

## Sunday, December 17

Blackburn at Eastern Illinois, 2 p.m.  
 Lindsey Wilson at Southeast Missouri, 3 p.m.

## Monday, December 18

Murray State at Little Rock, 6:30 p.m.  
 Eureka at Western Illinois, 7 p.m.  
 Central Christian at SIUE, 7 p.m.  
 UT Martin at Evansville, 7 p.m.

2023-24 SKYHAWK MEN'S BASKETBALL



# OVC COMPOSITE SCHEDULE

## Tuesday, December 19

Morehead State at Indiana, 5:30 p.m.  
 Tennessee State at Indiana State, 6 p.m.  
 St. Francis (IL) at Southern Indiana, 7 p.m.  
 Lindenwood at Missouri State, 7 p.m.

## Wednesday, December 20

Western Illinois at Central Arkansas, 12 p.m.  
 William Woods at UT Martin, 2 p.m.  
 Tennessee Tech at Evansville, 7 p.m.

## Thursday, December 21

Alice Lloyd at Morehead State, 11 a.m.  
 Jacksonville State at Little Rock, 2 p.m.  
 Eastern Illinois at Iowa State, 7 p.m.  
 Southeast Missouri at Illinois State, 7 p.m.  
 SIUE at Bradley, 7 p.m.

## Friday, December 22

Southern Indiana at Southern Illinois, 6 p.m.  
 Rockford at Lindenwood, 7 p.m.

## Thursday, December 28

\*UT Martin at Tennessee State, 7:30 p.m.  
 \*Little Rock at Tennessee Tech, 7:30 p.m.

## Friday, December 29

\*Eastern Illinois at SIUE, 7:30 p.m.  
 \*Southern Indiana at Southeast Missouri, 7:30 p.m.

## Saturday, December 30

\*UT Martin at Tennessee Tech, 3 p.m.  
 \*Little Rock at Tennessee State, 3:30 p.m.

## Sunday, December 31

\*Southern Indiana at Lindenwood, 2:30 p.m.  
 \*Morehead State at Southeast Missouri, 3:15 p.m.  
 \*Western Illinois at SIUE, 3:30 p.m.

## Thursday, January 4

\*Tennessee Tech at Morehead State, 6 p.m.  
 \*SIUE at Little Rock, 7 p.m.  
 \*Eastern Illinois at UT Martin, 7:30 p.m.  
 \*Southeast Missouri at Western Illinois, 7:30 p.m.  
 \*Tennessee State at Southern Indiana, 7:30 p.m.

## Saturday, January 6

\*Tennessee State at Morehead State, 2 p.m.  
 Bethel at Southeast Missouri, 3 p.m.  
 \*Eastern Illinois at Little Rock, 3 p.m.  
 \*Lindenwood at Western Illinois, 3:30 p.m.  
 \*Tennessee Tech at Southern Indiana, 7:30 p.m.

## Thursday, January 11

\*Southern Indiana at SIUE, 7 p.m.  
 \*Morehead State at Eastern Illinois, 7:30 p.m.  
 \*Western Illinois at UT Martin, 7:30 p.m.  
 \*Lindenwood at Southeast Missouri, 7:30 p.m.

## Saturday, January 13

\*Southeast Missouri at Tennessee Tech, 3 p.m.  
 \*Western Illinois at Eastern Illinois, 3:30 p.m.  
 \*Lindenwood at Tennessee State, 3:30 p.m.  
 \*Morehead State at SIUE, 3:30 p.m.  
 \*Little Rock at UT Martin, 3:30 p.m.

## Thursday, January 18

\*UT Martin at Morehead State, 6 p.m.  
 \*SIUE at Lindenwood, 7:30 p.m.  
 \*Little Rock at Southern Indiana, 7:30 p.m.  
 \*Tennessee Tech at Tennessee State, 7:30 p.m.

## Saturday, January 20

\*Tennessee State at Western Illinois, 3:30 p.m.  
 \*Eastern Illinois at Lindenwood, 3:30 p.m.  
 \*Morehead State at Southern Indiana, 3:30 p.m.  
 \*SIUE at Southeast Missouri, 3:45 p.m.

## Thursday, January 25

\*Lindenwood at Little Rock, 7 p.m.  
 \*Tennessee Tech at Eastern Illinois, 7:30 p.m.  
 \*Southeast Missouri at UT Martin, 7:30 p.m.  
 \*Western Illinois at Southern Indiana, 7:30 p.m.

## Saturday, January 27

\*Western Illinois at Morehead State, 2 p.m.  
 \*Southeast Missouri at Little Rock, 3 p.m.  
 \*Tennessee State at Eastern Illinois, 3:30 p.m.  
 \*Tennessee Tech at SIUE, 3:30 p.m.  
 \*Lindenwood at UT Martin, 3:30 p.m.

## Tuesday, January 30

\*Southeast Missouri at Lindenwood, 7:30 p.m.

## Thursday, February 1

\*UT Martin at Eastern Illinois, 7:30 p.m.  
 \*Western Illinois at Lindenwood, 7:30 p.m.  
 \*Little Rock at SIUE, 7:30 p.m.  
 \*Morehead State at Tennessee State, 7:30 p.m.  
 \*Southern Indiana at Tennessee Tech, 7:30 p.m.

## Saturday, February 3

\*Morehead State at Tennessee Tech, 3 p.m.  
 \*Little Rock at Eastern Illinois, 3:30 p.m.  
 \*Southern Indiana at Tennessee State, 3:30 p.m.  
 \*UT Martin at SIUE, 3:30 p.m.  
 \*Western Illinois at Southeast Missouri, 3:45 p.m.

## Tuesday, February 6

\*UT Martin at Little Rock, 7 p.m.

## Thursday, February 8

\*SIUE at Morehead State, 6 p.m.  
 \*Eastern Illinois at Southern Indiana, 7:30 p.m.  
 \*Tennessee State at Lindenwood, 7:30 p.m.  
 \*Little Rock at Western Illinois, 7:30 p.m.  
 \*Tennessee Tech at Southeast Missouri, 7:30 p.m.

## Saturday, February 10

\*Eastern Illinois at Morehead State, 2 p.m.  
 \*UT Martin at Western Illinois, 3:30 p.m.  
 \*Tennessee Tech at Lindenwood, 3:30 p.m.  
 \*Tennessee State at Southeast Missouri, 3:45 p.m.  
 \*SIUE at Southern Indiana, 7:30 p.m.

## Tuesday, February 13

\*Tennessee State at Tennessee Tech, 7:30 p.m.

## Thursday, February 15

\*Morehead State at Little Rock, 7 p.m.  
 \*Southeast Missouri at Eastern Illinois, 7:30 p.m.  
 \*Lindenwood at SIUE, 7:30 p.m.

\*Southern Indiana at UT Martin, 7:30 p.m.  
 \*Western Illinois at Tennessee Tech, 7:30 p.m.

## Saturday, February 17

\*Southern Indiana at Little Rock, 3 p.m.  
 \*Lindenwood at Eastern Illinois, 3:30 p.m.  
 \*Western Illinois at Tennessee State, 3:30 p.m.  
 \*Southeast Missouri at SIUE, 3:30 p.m.  
 \*Morehead State at UT Martin, 3:30 p.m.

## Tuesday, February 20

\*Southern Indiana at Morehead State, 6 p.m.

## Thursday, February 22

\*Eastern Illinois at Tennessee State, 7:30 p.m.  
 \*UT Martin at Lindenwood, 7:30 p.m.  
 \*Little Rock at Southeast Missouri, 7:30 p.m.  
 \*Morehead State at Western Illinois, 7:30 p.m.  
 \*SIUE at Tennessee Tech, 7:30 p.m.

## Saturday, February 24

\*Eastern Illinois at Tennessee Tech, 3 p.m.  
 \*Southern Indiana at Western Illinois, 3:30 p.m.  
 \*Little Rock at Lindenwood, 3:30 p.m.  
 \*SIUE at Tennessee State, 3:30 p.m.  
 \*UT Martin at Southeast Missouri, 3:45 p.m.

## Tuesday, February 27

\*SIUE at Eastern Illinois, 7:30 p.m.

## Thursday, February 29

\*Southeast Missouri at Morehead State, 6 p.m.  
 \*Tennessee State at Little Rock, 7 p.m.  
 \*Eastern Illinois at Western Illinois, 7:30 p.m.  
 \*Lindenwood at Southern Indiana, 7:30 p.m.  
 \*Tennessee Tech at UT Martin, 7:30 p.m.

## Saturday, March 2

\*Lindenwood at Morehead State, 2 p.m.  
 \*Tennessee Tech at Little Rock, 3 p.m.  
 \*SIUE at Western Illinois, 3:30 p.m.  
 \*Tennessee State at UT Martin, 3:30 p.m.  
 \*Southeast Missouri at Southern Indiana, 7:30 p.m.

## Wednesday, March 6

8-OVC Tournament First Round, 6:30/9 p.m.

## Thursday, March 7

8-OVC Tournament Quarterfinals, 6:30/9 p.m.

## Friday, March 8

8-OVC Tournament Semifinals, 7/9:30 p.m.

## Saturday, March 9

8-OVC Tournament Championship, 7 p.m.

*All Times Listed as Central  
 Subject to Change  
 \* - Ohio Valley Conference Game  
 1 - Mobile, Ala.  
 2 - United States Air Force Academy, Colo.  
 3 - Atlanta, Ga.  
 4 - Oxford, Ohio  
 5 - Richmond, Ky.  
 6 - Niceville, Fla.  
 7 - Chattanooga, Tenn.  
 8 - Evansville, Ind.*



**BETH DEBAUCHE**  
OVC COMMISSIONER

(95-84) in the 1956 tournament.

Fifteen years later, Western Kentucky became the first and only Conference team to reach the Final Four. The Hilltoppers defeated Jacksonville, Kentucky and Ohio State before losing to Villanova in double overtime in the national semifinals. WKU went on to finish in third place after beating Kansas 77-75 in the consolation game.

Since that time, the OVC has recorded some of the biggest upsets in the history of the NCAA Tournament. Perhaps the most famous moment came in 1987, when Austin Peay came from fourth place in the regular season to win the OVC Tournament and earn the league's automatic bid. The Governors drew powerful Illinois, and were such big underdogs, that ESPN broadcaster Dick Vitale promised to stand on his head if APSU won the game. After a 68-67 victory over the Illini, and a narrow 90-87 overtime loss to eventual Final Four participant Providence in the second round, Vitale made good on his promise in a visit to Clarksville two months later.

Murray State added to the OVC's string of upsets in 1988 when it knocked off 14th-ranked North Carolina State, 78-75. The Racers' M&M Boys - Jeff Martin and Don Mann - combined for 39 points in the win. MSU nearly went on to the Sweet 16 that year, losing to eventual national champion Kansas, 61-58. A bank shot by Mann that would've given the Racers a one-point lead rolled off the rim with three seconds left. In 1990 as a No. 16 seed, Murray State took No. 1 seed Michigan State into overtime before falling 75-71.

After former member Middle Tennessee State won a first round game in 1989, the league had a drought as no other OVC team won a NCAA Tournament game for the next 19 years. But Morehead State, coming off a thrilling double overtime OVC Tournament victory over Austin Peay, topped Alabama State 58-43 in the 2009 Opening Round game at University of Dayton Arena in Dayton, Ohio. The game was played in front of an Opening Round record crowd of 11,346 and included many MSU fans who made the three-hour drive from Morehead for the game.

In 2009-10, Murray State made OVC history by winning a record 31 games (31-5) on its way to the league's regular season and tournament championships. In the first round of the NCAA Tournament, the No. 13 seed Racers topped Vanderbilt in thrilling fashion when senior Danero Thomas hit a jumper as time expired to lift MSU to a 66-65 victory. It marked the first OVC team to advance to the second round of the NCAA Tournament since 1989 and snapped a skid of 71-straight losses to Southeastern Conference foes (dating back to 2000-01). In the second round, the Racers pushed eventual national runner-up Butler to the brink before losing 54-52.

In 2010-11 Morehead State would make it three NCAA Tournament wins in as many years for the league and got a bit of revenge for the 2009 tournament loss to Louisville in the process. After finishing second in the regular season and winning the OVC Tournament Championship, the No. 13 seeded Eagles were shipped to Denver to play the in-state foe Cardinals. MSU jumped out to a 15-2 advantage but were down four points (61-57) with just over a minute to play in regulation. After two free throws from two-time OVC Player of the Year Kenneth Faried, the Eagles held for one final shot attempt and senior Demonte Harper pulled up off a cross-over dribble to nail a 3-pointer with 4.3 seconds left that gave Morehead State a 62-61 lead. UofL had one last attempt but Faried blocked the Cardinals last shot, giving MSU the win, its first over Louisville since the 1956-57 season.

In 2011-12 Murray State put together one of the greatest seasons in OVC history, beginning the year 23-0 (an all-time OVC best) and being ranked as high as No. 7 in the coaches poll on Feb. 6. The squad was the first OVC team to be nationally-ranked since Murray State was ranked in 1997-98; in addition, the top 10 ranking was the first for an OVC team since the 1970-71 campaign (WKU). The Racers would top nationally-ranked Memphis and Saint Mary's during the season and win the league's regular season and tournament championships. MSU earned a No. 6 seed in NCAA Tournament, the highest-ever seed for an OVC team since the NCAA began seeding the field in 1979. The Racers would top Colorado State 58-41 in the second round before falling to Marquette in the third round. Murray State would win 31 games overall, tying the OVC all-time record the Racers set in 2009-10.

After the Murray State win in 2011-12, the league had won NCAA Tournament games in four-straight seasons, something that had never happened in league history (three-game winning streaks from 1960-62 and 1987-89 had been the previous best streaks). Over that time period (2009-12) the OVC was one of just nine conferences nationally to win a NCAA Tournament game in each season and one of only three non-BCS leagues (joining the Atlantic 10 and WCC) to do so.

In 2013-14 Murray State won five games to claim the CollegeInsider.com Postseason Tournament (CIT) and in the process became the first OVC men's basketball team to ever play games in the month of April.

The 2014-15 season saw five OVC men's basketball teams earn postseason bids, the most in league history, and a year later (2015-16) that number was eclipsed with six teams making national postseason tournaments.

For just the second time in league history (the other being 1987), the OVC placed two teams in the NCAA Tournament in 2019, as Murray State won the OVC Tournament crown for the second-straight season and Belmont earned an at-large bid after going 26-5 overall (16-2 OVC) with a NET ranking of 47. As a No. 11 seed, Belmont would

After celebrating its 75th anniversary a year ago, the Ohio Valley Conference continues to build on the success that has made it the nation's eighth-oldest NCAA Division I conference as it enters 2023-24.

This year the conference welcomes Western Illinois to give the league 11 full time members. The OVC has had just 25 full-time members in its now 76-year history.

Beth DeBauche, who was named one of nine voting members of the new NCAA Board of Governors in June 2022, was named the seventh full-time Commissioner in league history on July 28, 2009. The last three commissioners of the OVC have moved onto jobs as the commissioner of the Big Ten, Big 12 and the Mid-American Conferences.

The OVC's proud history dates back to 1948, but seeds for the new league were actually planted in 1941. It was then that Roy Stewart, the athletics director at Murray State, Charles "Turkey" Hughes, the athletics director at Eastern Kentucky, and Kelly Thompson, the public relations director at Western Kentucky, first broached the idea of forming a new conference. Discussions were put on hold by World War II, but reemerged February 27-28, 1948 at the Kentucky Hotel in Louisville as the three original institutions combined with Morehead State, Louisville and Evansville to form the OVC.

In 1955, the OVC became only the second six-member league nationally to earn an automatic bid to the prestigious NCAA Men's Basketball Tournament, which, at that time, was limited to only 24 participants. The Conference quickly proved worthy of that bid, as Morehead State defeated Marshall (107-92) and Wayne State



## 2023-24 School Directory

### *Eastern Illinois University*

Location: Charleston, Ill.  
Enrollment: 8,630  
Member Since: 1996

### *Lindenwood University*

Location: St. Charles, Mo.  
Enrollment: 7,003  
Member Since: 2022

### *Morehead State University*

Location: Morehead Ky.  
Enrollment: 9,561  
Member Since: 1948

### *Southeast Missouri State University*

Location: Cape Girardeau, Mo.  
Enrollment: 11,502  
Member Since: 1991

### *Southern Illinois University Edwardsville*

Location: Edwardsville, Ill.  
Enrollment: 12,860  
Member Since: 2008

### *Tennessee State University*

Location: Nashville, Tenn.  
Enrollment: 7,774  
Member Since: 1986

### *Tennessee Technological University*

Location: Cookeville, Tenn.  
Enrollment: 10,177  
Member Since: 1949

### *University of Arkansas at Little Rock*

Location: Little Rock, Ark.  
Enrollment: 8,063  
Member Since: 2022

### *University of Southern Indiana*

Location: Evansville, Ind.  
Enrollment: 9,758  
Member Since: 2022

### *University of Tennessee at Martin*

Location: Martin, Tenn.  
Enrollment: 6,873  
Member Since: 1992

### *Western Illinois University*

Location: Macomb, Ill.  
Enrollment: 7,490  
Member Since: 2023

2023-24 SKYHAWK MEN'S BASKETBALL



top Temple in the Opening Round in Dayton (its first-ever NCAA Tournament victory) before narrowly falling to Maryland in the next round, while No. 12 seed Murray State crushed Marquette 83-64 in the first round (the second-biggest margin of victory ever by a 12 seed over a No. 5 seed in tournament history) before losing to Florida State. It marked the first time since 1971 that the OVC had two wins in the same NCAA Tournament and marked the first time two different OVC teams won a tournament game in the same year.

In 2021-22, Murray State capped the year with an 18-0 OVC record, just the sixth perfect league mark in OVC history. The 18 wins also tied the OVC record for Conference wins in a season. They would go on to win two games and capture the OVC Championship, making them the only team in OVC history to go undefeated during the regular season and win the tournament crown in the same year. The Racers earned a No. 7 seed in the NCAA Tournament and topped San Francisco in the first round; MSU finished the year ranked No. 20 in the AP poll and No. 22 in the Coaches Poll.

In 2007-08, UT Martin guard Lester Hudson became the first men's Division I player to record a quadruple-double in a game, when he registered 25 points, 12 rebounds, 10 assists and 10 steals in a victory over Central Baptist College. Hudson, who ranked fourth in scoring nationally as a junior, returned for his senior season in 2008-09 and was second nationally in scoring (behind Davidson's Stephen Curry) at 27.5 points a contest. Hudson earned numerous honors (including OVC Player of the Year and OVC Male Athlete of the Year in each 2008 and 2009 and All-American status from several outlets) before being drafted by the Boston Celtics with the No. 58 pick of the 2009 NBA Draft.

During the 2010-11 year, Kenneth Faried, the nation's leading rebounder during the season, became the NCAA's Modern Era (since 1973) career rebounding leader, totaling 1,673 rebounds which passed Tim Duncan for the record (he is 11th all-time in NCAA history). Faried also finished his career with 86 double-doubles, second all-time to only Duncan. At the time he was one of only six players in NCAA history to finish with 2,000-plus career points (2,009) and 1,600-plus career rebounds. Faried was drafted 22nd overall by the Denver Nuggets in the 2011 NBA Draft, becoming the first OVC player selected in the first round since Tennessee State's Carlos Rogers in 1994.

Murray State guard Isaiah Canaan, a first-team All-American in 2011-12, capped his illustrious career in 2012-13 by becoming just the 17th player in OVC history to score 2,000 or more career points. Canaan, who was a key part of Murray State NCAA Tournament victories in both 2010 and 2012, earned a pair of OVC Player of the Year honors (2012 and 2013) during his career as well as being named OVC Freshman of the Year (2010), OVC Tournament MVP (2010) and OVC Male Athlete of the Year (2012). He was drafted by the Houston Rockets with the 34th overall pick (No. 2 pick of the second round) of the 2013 NBA Draft.

In 2014-15 Murray State became just the fifth OVC men's team to complete a perfect Conference season (16-0). The Racers were led by sophomore Cameron Payne who was named OVC Men's Basketball Player of the Year, OVC Male Athlete of the Year and earned third-team All-American honors. Following the season Payne declared for the NBA Draft, becoming the first sophomore in OVC history to do so and one of just four OVC players all-time to enter and stay in the draft with eligibility remaining. Payne was selected in the lottery by the Oklahoma City Thunder (pick No. 14 overall), making him just the ninth First Round NBA Draft pick in OVC history.

Murray State guard Ja Morant put together arguably the greatest season in League history in 2018-19, earning first-team consensus All-American honors (only the third player in OVC history to achieve that feat joining WKU's Clem Haskins in 1967 and WKU's Jim McDaniel's in 1971) while becoming the first player since the NCAA began officially tracking assists (1983-84) to average 20-plus points (24.5) and 10-plus assists (10.0) in the same season. Morant, who won the Bob Cousy Award as the nation's top point guard, finished the year with 331 assists, the sixth-most in NCAA single-season history. During the year he had three triple-doubles (including just the ninth in NCAA Tournament history) and became the first Division I player in 20 years to record 40 points, 11 assists and five steals in a regulation game.

Morant was picked No. 2 overall by the Memphis Grizzlies in the 2019 NBA Draft, equaling the highest-ever draft pick in OVC history (tied with Eastern Kentucky's Jim Baechtold who went No. 2 in 1952). Overall he was just the third NBA Lottery Pick (which began in 1985) in OVC history. Belmont senior Dylan Windler was selected by the Cleveland Cavaliers No. 26 overall in the 2019 NBA Draft, giving the OVC two First Round picks in the same draft for only the second time in history (Western Kentucky's Tom Marshall and Jack Turner were selected with the seventh and eighth picks of the First Round in 1954).

Morant was named the 2019-20 NBA Rookie of the Year after averaging 17.8 points, 7.3 assists, 3.9 rebounds and 0.9 steals per game in 67 contests. He hit 47.7 percent from the field and 77.6 percent at the free throw line in leading the Grizzlies to more wins and a ninth place finish in the Western Conference (after the team finished 12th the previous year). Dating back to 1983-84, he is one of just three players to attend a non-Power 5 college to win the award, joining Damian Lillard of Weber State (2012-13) and Larry Johnson of UNLV (1991-92).

Through its 75 years, 13 teams have won or shared the league's regular season men's basketball title. Murray State heads the list with a Conference-record 28 outright or shared basketball crowns. Other past champions include Western Kentucky (19), Morehead State (9), Austin Peay (8), Tennessee Tech (7), Belmont (7), Eastern Kentucky (6), Middle Tennessee (5), Tennessee State (2), East Tennessee State (2), Southeast Missouri State (2), UT Martin (1) and Akron (1).

The OVC sponsors the following sports: baseball, basketball, cross country, football, golf, soccer and track for men, and basketball, cross country, golf, soccer, softball, tennis, track, volleyball and beach volleyball for women. In addition, the OVC also sponsors the combined men's and women's sport of rifle. For men's tennis, in July 2022 the OVC and Horizon League partnered to combine their teams to compete for the NCAA AQ at the Horizon League Championship. This season the OVC and the Big South Conference begin a joint partnership for the sport of football.

The OVC has grown significantly from its humble beginnings while increasing the number of athletics opportunities it provides for students. Current league representatives include Eastern Illinois University, Lindenwood University, University of Arkansas at Little Rock, Morehead State University (charter member), Southeast Missouri State University, Southern Illinois University Edwardsville, University of Southern Indiana, Tennessee State University, Tennessee Technological University, the University of Tennessee at Martin and Western Illinois University.

#OVCIT





# SECTION IV

2022-23 REVIEW



# SEASON RECAP

The 2022-23 University of Tennessee at Martin men's basketball campaign began with high expectations and lived up to the billing as the Skyhawks returned to OVC contender status.

Several national men's college basketball preview magazines forecasted success in Year Two of the Ryan Ridder Era as UT Martin was tabbed as the OVC preseason favorites by Chris Dortch's Blue Ribbon College Basketball Yearbook and The Almanac publications.

On an individual basis, KJ Simon was voted OVC Preseason Player of the Year by the league's head coaches and communication directors. He became just the second Skyhawk to earn that title, joining Lester Hudson in 2008-09. Simon was joined on the Preseason All-OVC squad by Parker Stewart, who was returning to UT Martin after a season at Indiana.

The season began with a pair of tough road tests as the Skyhawks fell at Pitt out of the Atlantic Coast Conference and Youngstown State, who won 19 games and made it to the postseason in the year prior.

Stewart achieved a personal

milestone at Youngstown State as he reached the 1,000 career point plateau.

UT Martin easily won its next two outings, starting with a 124-65 home victory over Champion Christian. In that contest, the Skyhawks converted a program record 52 field goals in 89 tries (58.4 percent), shattering the previous school record of 51 field goals set against Lambuth on Nov. 22, 1982 and against Union on Feb. 27, 1973. UT Martin followed with a 96-53 home triumph against Harris-Stowe. The 220 points tied a school record for most points over a two-game span (previously done three times, most currently the 1986-87 season).

The Skyhawks nearly pulled off an upset at Southeastern Conference member Ole Miss on Nov. 18. UT Martin led by seven points at the halftime break and stretched its lead out to a dozen in the second half before the Rebels snuck away with a 72-68 win.

The next outing was an 80-79 home win over Prairie View A&M, who was coming off a win at Pac 12 opponent Washington State. The game came down to the final possession as a Skyhawk defensive stand sealed the victory.

UT Martin led for over 15 minutes of the second half at Arkansas State on Nov. 22 but the Red Wolves ended the contest on an 8-0 run to steal a 70-64 win.

The following day, Stewart was identified as one of 50 players on the Lou Henson National Player of the Year Award watch list, recognizing the top mid-major player in NCAA Division I men's basketball.

The Skyhawks recovered with a thrilling 86-83 home win over McNeese to close out the month of November. In that game, Stewart went off for a career-high 34 points on an 11-for-15 shooting performance (including a 7-of-10 effort from three-point range).

After a 90-83 road setback against a UNC Asheville squad that would eventually win 27 games and make the NCAA Tournament, Stewart garnered OVC Player of the Week accolades for the first time in his career.

UT Martin then reeled off four consecutive victories. That stretch began with yet another tight nonconference home battle as the Skyhawks defeated

Chicago State by a 75-74 margin in overtime. UT Martin raced out to a 22-point halftime advantage but held on for the victory after once again thwarting a potential game-winning bucket in the waning seconds.

The next home victory came against local NAIA foe Bethel as the Skyhawks drained a school record 17 three-pointers in 32 tries (53.1 percent) for a 103-75 win in front of 3,572 fans as part of the "Character Counts" initiative.

A gutsy 75-67 road victory at Bowling Green followed as the Skyhawks never trailed in the contest while building up as much as a 19-point lead.

UT Martin defeated Crowley's Ridge at home on Dec. 19, wrapping up the nonconference slate. Stewart sank eight 3-pointers - one shy of the school's NCAA Division I record.

A 10-day layoff followed and the Skyhawks looked visibly rusty in their OVC opener against Little Rock. UT Martin struggled in an 88-74 road setback in the Trojans' first game as OVC members.

The Skyhawks immediately bounced back with an impressive 64-57 triumph over eventual OVC regular season champion Morehead State on New Year's Eve. UT Martin trailed by seven points with under five minutes remaining but finished the contest on an 18-4 run to defeat the Eagles for the first time in exactly six years.

The home winning streak reached nine after an 87-82 victory over eventual OVC Tournament champion Southeast Missouri. The Skyhawks never trailed and accumulated a lead as large as 19 points. The

Unfortunately, the success in the Kathleen and Tom Elam Center was snapped two days later after an 84-80 overtime setback against Tennessee Tech in a contest where Jordan Sears missed due to injury. The nine straight home wins marked the longest overall winning streak in the Elam Center since nine consecutive victories from Dec. 31, 2016 through Nov. 15, 2017.

Despite the setback, Simon scored his 1,000th career collegiate point in the Jan. 7 matchup against Tennessee Tech.

UT Martin bounced back in a big way, cruising to a 77-66 road victory at



JORDAN SEARS



## SEASON RECAP



JALEN MYERS

Tennessee State. A tough shooting night followed in an 80-66 road loss at OVC newcomer Southern Indiana before the Skyhawks completed a season sweep of eventual NCAA Tournament participant Southeast Missouri, trouncing the Redhawks via an 80-60 road win on Jan. 19. The win resulted in just the sixth season sweep of Southeast Missouri since UT Martin joined the OVC in 1992 and was also the largest margin of victory for the Skyhawks in the Show Me Center in a series that began in 1962.

Chris Nix was the hero of the Skyhawks' 91-78 home win against Eastern Illinois as he went a perfect 7-for-7 from the floor on the way to 19 points.

UT Martin knocked off Lindenwood by a 66-59 margin on Jan. 26 as the stingy Skyhawk defense held the Lions to 0-for-15 shooting to start the game before their first bucket at the 10:40 mark of the first half.

The winning streak was extended to four after an exhilarating 86-83 overtime home win over Southern Indiana to wrap up the month of January. Sears exploded for 32 points - eight of which came in the overtime period. He picked up an OVC Newcomer of the Week accolade on Jan. 30.

A three-game road trip coincided with three consecutive losses. UT Martin fell 89-75 at SIUE before dropping an 80-75 decision at Lindenwood. The grueling road trip ended with a disappointing 77-75 loss at Eastern Illinois.

The Skyhawks then won three straight decisions, starting with an 84-61 home rout of Little Rock - a victory that doubled their win total from the previous season. In the win over the Trojans, UT Martin held Little Rock to 10.5 percent (2-of-19) shooting from beyond the three-point arc, including an 0-for-16 effort in the last 35-plus minutes of the contest. It marked the Skyhawks' lowest opponent field goal percentage from three-point land since March 6, 2013 - a span of 307 games.

Sears scored 20 points in the second half on the way to a 30-point performance in UT Martin's 90-84 home triumph over SIUE.

The Skyhawks lit up the scoreboard for a 100-91 road victory at Tennessee Tech on Feb. 18, putting up triple digits on an OVC opponent for the first time since Jan. 13, 2014. A trio of UT Martin players scored at least 20 points, paced by Stewart's 32 points (including an 8-of-9 effort from three-point land).

After being picked by ESPN as the OVC's "Wild Card" game nine days earlier, the Skyhawks hosted Tennessee State for the first men's basketball game on the ESPN family of networks from the Elam Center since Jan. 21, 2016. Unfortunately, the Tigers spoiled UT Martin's Senior Night outing with an 88-82 setback - only the second time the Skyhawks lost on their home floor in 2022-23.

UT Martin made a long trip to Morehead State for a single game to conclude the regular season, falling 72-58 to the OVC's season champions.

The Skyhawks entered the OVC Championship tournament as the No. 3 seed, making their first appearance in that event since 2019.

The OVC Championship quarterfinals featured no shortage of drama. Amidst plenty of adversity that included Simon being sidelined with a season-ending injury suffered at Morehead State and a pair of UT Martin players out after defending a wounded

teammate in the first half, the Skyhawks ended the contest with seven healthy bodies. However, Sears helped UT Martin overcome a double-digit deficit with under four minutes remaining as he pumped in a career-high 33 points as the Skyhawks ended the game on a 17-1 run in an 81-75 triumph en route to the program's fifth OVC Championship semifinals appearance.

Still down to just seven scholarship players, UT Martin appeared to run out of gas when it appeared less than 24 hours later, falling 78-63 in the semifinals to No. 2 seed Tennessee Tech.

For his efforts, Sears became only the fourth Skyhawk to ever receive that award.

UT Martin finished with a 19-14 overall record and a 10-8 mark in OVC play. Ridder engineered the second-biggest turnaround in school history - increasing the Skyhawk win total by 11 from his first season. That marked the fifth-most victories since the program transitioned into the NCAA Division I ranks in 1992.

UT Martin tied for its third-most OVC victories in school history last season, defeating each OVC school at least once. The Skyhawks got off to their best home start to a season in program history as their 14 victories inside the Elam Center were tied for the most in the UT Martin's NCAA Division I Era.

The 2022-23 version of the Skyhawks ranked second in school history in scoring (2,658 points) and rebounding (1,293). UT Martin ranked in the top-15 nationally and led the OVC in defensive rebounding per game (28.7, seventh), fast break points (15.09 per game, ninth), scoring offense (80.5 points per contest, 14th) and rebounding per game (39.18, 15th). The Skyhawks also topped the OVC in scoring margin (+5.1), field goal percentage (.459) and field goal percentage defense (.422) in 2022-23.

Individually, UT Martin set a school record for most All-OVC recipients in a single season (three as Stewart and Sears were on the first team while Simon was on the second team) and was one of only a dozen NCAA Division I programs to produce multiple NABC All-District first team performers in 2022-23 (Stewart and Simon).

2023-24 SKYHAWK MEN'S BASKETBALL



# OVERALL STATISTICS

### Game Records

| Record         | Overall | Home | Away | Neutral |
|----------------|---------|------|------|---------|
| ALL GAMES      | 19-14   | 14-2 | 4-11 | 1-1     |
| CONFERENCE     | 10-8    | 7-2  | 3-6  | 0-0     |
| NON-CONFERENCE | 9-6     | 7-0  | 1-5  | 1-1     |

### Score by Periods

| Team      | 1st  | 2nd  | OT | TOT  |
|-----------|------|------|----|------|
| UT Martin | 1259 | 1369 | 30 | 2658 |
| Opponents | 1138 | 1321 | 30 | 2489 |

### Team Box Score

| No.       | Player            | GP-GS |    |        | Total |          | 3-Point |          | F-Throw |         | Rebounds |     |     |      | Other Stats |     |    |     |     |     |     |      |      |
|-----------|-------------------|-------|----|--------|-------|----------|---------|----------|---------|---------|----------|-----|-----|------|-------------|-----|----|-----|-----|-----|-----|------|------|
|           |                   | GP    | GS | MIN    | AVG   | FG-FA    | FG%     | 3FG-3FGA | 3FG%    | FT-FTA  | FT%      | OFF | DEF | TOT  | AVG         | PF  | DQ | A   | TO  | BLK | STL | PTS  | AVG  |
| 45        | STEWART, Parker   | 30    | 30 | 947:15 | 31.6  | 160-401  | .399    | 87-234   | .372    | 76-101  | .752     | 24  | 121 | 145  | 4.8         | 72  | 0  | 63  | 66  | 6   | 39  | 483  | 16.1 |
| 3         | SEARS, Jordan     | 32    | 30 | 919:16 | 28.7  | 163-333  | .489    | 31-98    | .316    | 132-165 | .800     | 18  | 91  | 109  | 3.4         | 65  | 0  | 91  | 67  | 11  | 38  | 489  | 15.3 |
| 2         | SIMON, KJ         | 29    | 28 | 809:37 | 27.9  | 170-360  | .472    | 28-88    | .318    | 61-106  | .575     | 34  | 104 | 138  | 4.8         | 63  | 2  | 64  | 52  | 32  | 42  | 429  | 14.8 |
| 0         | CURRY, KK         | 31    | 23 | 713:32 | 23.0  | 94-161   | .584    | 7-19     | .368    | 68-103  | .660     | 45  | 133 | 178  | 5.7         | 57  | 0  | 15  | 33  | 16  | 36  | 263  | 8.5  |
| 10        | WILLIAMS, Desmond | 32    | 9  | 838:51 | 26.2  | 83-243   | .342    | 68-208   | .327    | 24-27   | .889     | 7   | 63  | 70   | 2.2         | 65  | 0  | 51  | 27  | 3   | 30  | 258  | 8.1  |
| 5         | NIX, Chris        | 32    | 31 | 766:24 | 24.0  | 92-166   | .554    | 0-0      | .000    | 25-49   | .510     | 77  | 113 | 190  | 5.9         | 107 | 8  | 54  | 36  | 22  | 16  | 209  | 6.5  |
| 23        | MYERS, Jalen      | 29    | 8  | 414:40 | 14.3  | 61-125   | .488    | 15-39    | .385    | 46-55   | .836     | 20  | 94  | 114  | 3.9         | 41  | 0  | 18  | 27  | 10  | 12  | 183  | 6.3  |
| 1         | JEFFRIES, Koby    | 32    | 4  | 581:29 | 18.2  | 51-125   | .408    | 5-41     | .122    | 43-57   | .754     | 7   | 64  | 71   | 2.2         | 45  | 1  | 64  | 40  | 6   | 19  | 150  | 4.7  |
| 22        | MIGUEL, Rifien    | 18    | 0  | 176:04 | 9.8   | 30-52    | .577    | 4-12     | .333    | 10-12   | .833     | 17  | 24  | 41   | 2.3         | 32  | 1  | 11  | 9   | 2   | 6   | 74   | 4.1  |
| 13        | PUMPIAN, Dylan    | 6     | 0  | 20:31  | 3.4   | 7-15     | .467    | 6-14     | .429    | 0-0     | .000     | 0   | 3   | 3    | 0.5         | 0   | 0  | 2   | 1   | 0   | 0   | 20   | 3.3  |
| 4         | ENDICOTT, Josh    | 24    | 2  | 281:29 | 11.7  | 24-50    | .480    | 4-18     | .222    | 18-23   | .783     | 17  | 51  | 68   | 2.8         | 26  | 0  | 9   | 17  | 5   | 4   | 70   | 2.9  |
| 55        | KAMWANGA, David   | 25    | 0  | 205:52 | 8.2   | 10-27    | .370    | 0-0      | .000    | 10-13   | .769     | 29  | 23  | 52   | 2.1         | 30  | 0  | 8   | 9   | 1   | 7   | 30   | 1.2  |
| Team      |                   |       |    |        |       |          |         |          |         |         |          | 51  | 63  | 114  |             |     |    |     |     |     |     |      |      |
| Total     |                   | 33    |    | 6675   |       | 945-2058 | .459    | 255-771  | .331    | 513-711 | .722     | 346 | 947 | 1293 | 39.2        | 603 | 12 | 450 | 394 | 114 | 249 | 2658 | 80.5 |
| Opponents |                   | 33    |    | 6675   |       | 877-2076 | .422    | 270-838  | .322    | 465-679 | .685     | 361 | 865 | 1226 | 37.2        | 590 | 14 | 474 | 426 | 128 | 208 | 2489 | 75.4 |

### Team Statistics

|                        | UTM             | OPP             |
|------------------------|-----------------|-----------------|
| <b>Scoring</b>         | <b>2658</b>     | <b>2489</b>     |
| Points per game        | 80.5            | 75.4            |
| Scoring margin         | +5.1            | -               |
| <b>Field goals-att</b> | <b>945-2058</b> | <b>877-2076</b> |
| Field goal pct         | .459            | .422            |
| <b>3 point fg-att</b>  | <b>255-771</b>  | <b>270-838</b>  |
| 3-point FG pct         | .331            | .322            |
| 3-pt FG made per game  | 7.7             | 8.2             |
| <b>Free throws-att</b> | <b>513-711</b>  | <b>465-679</b>  |
| Free throw pct         | .722            | .685            |
| F-Throws made per game | 15.5            | 14.1            |
| <b>Rebounds</b>        | <b>1293</b>     | <b>1226</b>     |
| Rebounds per game      | 39.2            | 37.2            |
| Rebounding margin      | +2.0            | -               |
| <b>Assists</b>         | <b>450</b>      | <b>474</b>      |
| Assists per game       | 13.6            | 14.4            |
| <b>Turnovers</b>       | <b>394</b>      | <b>426</b>      |
| Turnovers per game     | 11.9            | 12.9            |
| Turnover margin        | +1.0            | -               |
| Assist/turnover ratio  | 1.1             | 1.1             |
| <b>Steals</b>          | <b>249</b>      | <b>208</b>      |
| Steals per game        | 7.5             | 6.3             |
| <b>Blocks</b>          | <b>114</b>      | <b>128</b>      |
| Blocks per game        | 3.5             | 3.9             |
| <b>Winning streak</b>  | <b>0</b>        | <b>-</b>        |
| Home win streak        | 0               | -               |
| <b>Attendance</b>      | <b>24548</b>    | <b>34765</b>    |
| Home games-Avg/Game    | 16-1534         | 15-2318         |
| Neutral site-Avg/Game  | -               | 2-1070          |

### Team Results

| Date       | Opponent             | Score     | Att. |
|------------|----------------------|-----------|------|
| 11/07/2022 | at Pittsburgh        | L 58-80   | 6055 |
| 11/09/2022 | at Youngstown St.    | L 72-90   | 1753 |
| 11/12/2022 | Champion Chris.      | W 124-65  | 1146 |
| 11/15/2022 | Harris-Stowe         | W 96-53   | 1083 |
| 11/18/2022 | at Ole Miss          | L 68-72   | 5024 |
| 11/20/2022 | Prairie View         | W 80-79   | 1037 |
| 11/22/2022 | at Arkansas St.      | L 64-70   | 3686 |
| 11/28/2022 | McNeese              | W 86-83   | 1104 |
| 12/03/2022 | at UNC Asheville     | L 83-90   | 908  |
| 12/11/2022 | Chicago St.          | Wot 75-74 | 1099 |
| 12/13/2022 | Bethel (TN)          | W 103-75  | 3572 |
| 12/17/2022 | at Bowling Green     | W 75-67   | 1439 |
| 12/19/2022 | Crowley's Ridge      | W 120-59  | 1066 |
| 12/29/2022 | at Little Rock       | L 74-88   | 2709 |
| 12/31/2022 | Morehead St.         | W 64-57   | 1302 |
| 01/05/2023 | Southeast Mo. St.    | W 87-82   | 1180 |
| 01/07/2023 | Tennessee Tech       | Lot 80-84 | 1484 |
| 01/12/2023 | at Tennessee St.     | W 77-66   | 372  |
| 01/14/2023 | at Southern Ind.     | L 66-80   | 2560 |
| 01/19/2023 | at Southeast Mo. St. | W 80-60   | 1115 |
| 01/21/2023 | Eastern Ill.         | W 91-78   | 1437 |
| 01/26/2023 | Lindenwood           | W 66-59   | 1059 |
| 01/28/2023 | Southern Ind.        | Wot 86-83 | 1927 |
| 02/02/2023 | at SIUE              | L 75-89   | 918  |
| 02/04/2023 | at Lindenwood        | L 75-80   | 1789 |
| 02/09/2023 | at Eastern Ill.      | L 75-77   | 1908 |
| 02/11/2023 | Little Rock          | W 84-61   | 1456 |
| 02/16/2023 | SIUE                 | W 90-84   | 1178 |
| 02/18/2023 | at Tennessee Tech    | W 100-91  | 1857 |
| 02/23/2023 | Tennessee St.        | L 82-88   | 3418 |
| 02/25/2023 | at Morehead St.      | L 58-72   | 2672 |
| 03/02/2023 | vs SIUE              | W 81-75   | 968  |
| 03/03/2023 | vs Tennessee Tech    | L 63-78   | 1172 |

2023-24 UT MARTIN MEN'S BASKETBALL



**Game Records**

| Record         | Overall | Home | Away | Neutral |
|----------------|---------|------|------|---------|
| ALL GAMES      | 10-8    | 7-2  | 3-6  | 0-0     |
| CONFERENCE     | 10-8    | 7-2  | 3-6  | 0-0     |
| NON-CONFERENCE | 0-0     | 0-0  | 0-0  | 0-0     |

**Score by Periods**

| Team      | 1st | 2nd | OT | TOT  |
|-----------|-----|-----|----|------|
| UT Martin | 655 | 734 | 21 | 1410 |
| Opponents | 653 | 704 | 22 | 1379 |

**Team Box Score**

| No.              | Player            | Total     |             |      |                 |             | 3-Point        |             | F-Throw        |             | Rebounds   |            |            |             | PF         | DQ       | A          | TO         | BLK       | STL        | PTS         | AVG         |
|------------------|-------------------|-----------|-------------|------|-----------------|-------------|----------------|-------------|----------------|-------------|------------|------------|------------|-------------|------------|----------|------------|------------|-----------|------------|-------------|-------------|
|                  |                   | GP-GS     | MIN         | AVG  | FG-FGA          | FG%         | 3FG-3FGA       | 3FG%        | FT-FTA         | FT%         | OFF        | DEF        | TOT        | AVG         |            |          |            |            |           |            |             |             |
| 3                | SEARS, Jordan     | 17-16     | 544:27      | 32.0 | 107-215         | .498        | 15-57          | .263        | 81-101         | .802        | 5          | 53         | 58         | 3.4         | 36         | 0        | 50         | 42         | 6         | 17         | 310         | 18.2        |
| 45               | STEWART, Parker   | 15-15     | 503:56      | 33.6 | 82-212          | .387        | 39-119         | .328        | 39-54          | .722        | 9          | 63         | 72         | 4.8         | 39         | 0        | 32         | 38         | 3         | 15         | 242         | 16.1        |
| 2                | SIMON, KJ         | 17-17     | 503:14      | 29.6 | 92-200          | .460        | 15-48          | .313        | 39-62          | .629        | 18         | 71         | 89         | 5.2         | 40         | 1        | 33         | 31         | 22        | 22         | 238         | 14.0        |
| 0                | CURRY, KK         | 16-11     | 339:53      | 21.2 | 41-73           | .562        | 2-8            | .250        | 35-54          | .648        | 23         | 71         | 94         | 5.9         | 24         | 0        | 5          | 19         | 4         | 11         | 119         | 7.4         |
| 10               | WILLIAMS, Desmond | 17-3      | 426:02      | 25.1 | 39-111          | .351        | 28-91          | .308        | 18-19          | .947        | 4          | 39         | 43         | 2.5         | 39         | 0        | 24         | 14         | 0         | 12         | 124         | 7.3         |
| 23               | MYERS, Jalen      | 18-7      | 286:26      | 15.9 | 37-76           | .487        | 13-35          | .371        | 34-42          | .810        | 12         | 59         | 71         | 3.9         | 27         | 0        | 9          | 20         | 5         | 8          | 121         | 6.7         |
| 5                | NIX, Chris        | 18-18     | 459:17      | 25.5 | 48-87           | .552        | 0-0            | .000        | 19-36          | .528        | 42         | 63         | 105        | 5.8         | 60         | 3        | 32         | 17         | 10        | 11         | 115         | 6.4         |
| 22               | MIGUEL, Rifien    | 6-0       | 46:53       | 7.8  | 11-16           | .688        | 1-2            | .500        | 3-4            | .750        | 2          | 5          | 7          | 1.2         | 8          | 0        | 3          | 1          | 1         | 2          | 26          | 4.3         |
| 1                | JEFFRIES, Koby    | 17-3      | 287:13      | 16.9 | 22-55           | .400        | 3-18           | .167        | 22-27          | .815        | 4          | 26         | 30         | 1.8         | 24         | 0        | 26         | 19         | 1         | 10         | 69          | 4.1         |
| 4                | ENDICOTT, Josh    | 13-0      | 126:49      | 9.8  | 13-23           | .565        | 2-8            | .250        | 7-8            | .875        | 4          | 25         | 29         | 2.2         | 11         | 0        | 3          | 8          | 3         | 2          | 35          | 2.7         |
| 55               | KAMWANGA, David   | 15-0      | 124:27      | 8.3  | 4-16            | .250        | 0-0            | .000        | 3-5            | .600        | 16         | 15         | 31         | 2.1         | 19         | 0        | 2          | 4          | 1         | 4          | 11          | 0.7         |
| 13               | PUMPIAN, Dylan    | 1-0       | 01:23       | 1.4  | 0-2             | .000        | 0-2            | .000        | 0-0            | .000        | 0          | 0          | 0          | 0.0         | 0          | 0        | 0          | 0          | 0         | 0          | 0           | 0.0         |
| Team             |                   |           |             |      |                 |             |                |             |                |             | 29         | 38         | 67         |             |            |          | 7          |            |           |            |             |             |
| <b>Total</b>     |                   | <b>18</b> | <b>3650</b> |      | <b>496-1086</b> | <b>.457</b> | <b>118-388</b> | <b>.304</b> | <b>300-412</b> | <b>.728</b> | <b>168</b> | <b>528</b> | <b>696</b> | <b>38.7</b> | <b>327</b> | <b>4</b> | <b>219</b> | <b>220</b> | <b>56</b> | <b>114</b> | <b>1410</b> | <b>78.3</b> |
| <b>Opponents</b> |                   | <b>18</b> | <b>3650</b> |      | <b>482-1145</b> | <b>.421</b> | <b>146-466</b> | <b>.313</b> | <b>269-373</b> | <b>.721</b> | <b>184</b> | <b>479</b> | <b>663</b> | <b>36.8</b> | <b>339</b> | <b>8</b> | <b>264</b> | <b>206</b> | <b>66</b> | <b>119</b> | <b>1379</b> | <b>76.6</b> |

**Team Statistics**

|                        | UTM             | OPP             |
|------------------------|-----------------|-----------------|
| <b>Scoring</b>         | <b>1410</b>     | <b>1379</b>     |
| Points per game        | 78.3            | 76.6            |
| Scoring margin         | +1.7            | -               |
| <b>Field goals-att</b> | <b>496-1086</b> | <b>482-1145</b> |
| Field goal pct         | .457            | .421            |
| <b>3 point fg-att</b>  | <b>118-388</b>  | <b>146-466</b>  |
| 3-point FG pct         | .304            | .313            |
| 3-pt FG made per game  | 6.6             | 8.1             |
| <b>Free throws-att</b> | <b>300-412</b>  | <b>269-373</b>  |
| Free throw pct         | .728            | .721            |
| F-Throws made per game | 16.7            | 14.9            |
| <b>Rebounds</b>        | <b>696</b>      | <b>663</b>      |
| Rebounds per game      | 38.7            | 36.8            |
| Rebounding margin      | +1.8            | -               |
| <b>Assists</b>         | <b>219</b>      | <b>264</b>      |
| Assists per game       | 12.2            | 14.7            |
| <b>Turnovers</b>       | <b>220</b>      | <b>206</b>      |
| Turnovers per game     | 12.2            | 11.4            |
| Turnover margin        | -0.8            | -               |
| Assist/turnover ratio  | 1.0             | 1.3             |
| <b>Steals</b>          | <b>114</b>      | <b>119</b>      |
| Steals per game        | 6.3             | 6.6             |
| <b>Blocks</b>          | <b>56</b>       | <b>66</b>       |
| Blocks per game        | 3.1             | 3.7             |
| <b>Winning streak</b>  | <b>0</b>        | <b>-</b>        |
| Home win streak        | 0               | -               |
| <b>Attendance</b>      | <b>14441</b>    | <b>15900</b>    |
| Home games-Avg/Game    | 9-1605          | 9-1767          |
| Neutral site-Avg/Game  | -               | 0-0             |

**Team Results**

| Date       | Opponent             | Score     | Att. |
|------------|----------------------|-----------|------|
| 12/29/2022 | at Little Rock       | L 74-88   | 2709 |
| 12/31/2022 | Morehead St.         | W 64-57   | 1302 |
| 01/05/2023 | Southeast Mo. St.    | W 87-82   | 1180 |
| 01/07/2023 | Tennessee Tech       | Lot 80-84 | 1484 |
| 01/12/2023 | at Tennessee St.     | W 77-66   | 372  |
| 01/14/2023 | at Southern Ind.     | L 66-80   | 2560 |
| 01/19/2023 | at Southeast Mo. St. | W 80-60   | 1115 |
| 01/21/2023 | Eastern Ill.         | W 91-78   | 1437 |
| 01/26/2023 | Lindenwood           | W 66-59   | 1059 |
| 01/28/2023 | Southern Ind.        | Wot 86-83 | 1927 |
| 02/02/2023 | at SIUE              | L 75-89   | 918  |
| 02/04/2023 | at Lindenwood        | L 75-80   | 1789 |
| 02/09/2023 | at Eastern Ill.      | L 75-77   | 1908 |
| 02/11/2023 | Little Rock          | W 84-61   | 1456 |
| 02/16/2023 | SIUE                 | W 90-84   | 1178 |
| 02/18/2023 | at Tennessee Tech    | W 100-91  | 1857 |
| 02/23/2023 | Tennessee St.        | L 82-88   | 3418 |
| 02/25/2023 | at Morehead St.      | L 58-72   | 2672 |

2023-24 SKYHAWK MEN'S BASKETBALL



# GAME RECAPS

## GAME 1

|   | 1  | 2  | F  |
|---|----|----|----|
|  | 24 | 34 | 58 |
|  | 37 | 43 | 80 |

Monday, Nov. 7  
 Petersen Events Center • Pittsburgh, Pa.  
 UTM: 0-1 • PITT: 1-0

**UTM** ..... **HIGH** ..... **PITT**  
 Simon (11).....Points.....Hinson (27)  
 3 Tied (5).....Rebounds.....Hinson (13)  
 Jeffries/Stewart (2).....Assists.....Cummings/Burton (7)  
 Stewart (3).....Steals.....Burton (2)  
 Nix/Williams (1).....Blocks.....Federiko (3)

**UT MARTIN FALLS  
 80-58 IN SEASON OPENER  
 AT PITT**

UT Martin began the 2022-23 campaign at Pitt, falling by an 80-58 margin to the Atlantic Coast Conference foe.

The Skyhawks held the host Panthers to 36.6 percent shooting (26-of-71) – including a 26.8 percent accuracy (11-for-41) from three-point range. However, UT Martin could only connect on 32.3 percent (20-of-62) of its field goal tries and made 15.8 percent (3-for-19) of its attempts from beyond the three-point arc.

KJ Simon collected team-highs of 11 points and five rebounds for the Skyhawks as the senior lefty was the only UT Martin player in double figures in the scoring column. Parker Stewart chipped in nine points, a game-high three steals, three rebounds and two assists while Jordan Sears provided eight points in his Skyhawk debut.

Pitt placed four scorers in double figures, led by a double-double of 27 points and 13 rebounds out of Blake Hinson. Federiko Federiko (13), Greg Elliott (11) and Jamarius Burton (10) also scored in double digits for the Panthers.

## GAME 2

|   | 1  | 2  | F  |
|---|----|----|----|
|  | 29 | 43 | 72 |
|  | 37 | 53 | 90 |

Wednesday, Nov. 9  
 Beeghly Center • Youngstown, Ohio  
 UTM: 0-2 • YSU: 2-0

**UTM** ..... **HIGH** ..... **YSU**  
 Simon (19).....Points.....Cohill (19)  
 Nix (6).....Rebounds.....Nelson (12)  
 Sears (4).....Assists.....Cohill (5)  
 Simon/Stewart (2).....Steals.....McBride (3)  
 Curry (2).....Blocks.....Lovelace, Jr. (2)

**STEWART REGISTERS 1,000TH CAREER  
 POINT BUT SKYHAWKS DROP ROAD  
 CONTEST AT YOUNGSTOWN STATE**

Graduate guard Parker Stewart collected the 1,000th point of his collegiate career at Youngstown State but UT Martin fell 90-72 to the host Penguins in nonconference action.

Stewart canned a pair of free throws at the 5:05 mark of the second half, reaching the milestone in the 93rd game of his collegiate career.

KJ Simon topped UT Martin in scoring with 19 points while also adding five rebounds, two assists, two steals and a block. Jordan Sears contributed 13 points and a team-high four assists while Stewart ended his night with 11 points, four rebounds, three assists and two steals for the Skyhawks, who outscored Youngstown State by a 17-6 margin in fast break points and outshot the host squad (46.7 percent to 45.1 percent).

Coming off a 19-win season and a postseason berth in 2021-22, the Penguins improved to 2-0 thanks to a balanced scoring attack. Dwayne Cohill led the way with 19 points while the trio of Malek Green, Garrett Covington and Brandon Rush each scored 12 points apiece. Adrian Nelson had a double-double of 10 points and 12 rebounds while John Lovelace, Jr. gave Youngstown State its sixth double-digit scorer with 10 points.

## GAME 3

|   | 1  | 2  | F   |
|---|----|----|-----|
|  | 29 | 36 | 65  |
|  | 58 | 66 | 124 |

Saturday, Nov. 12  
 Kathleen and Tom Elam Center • Martin, Tenn.  
 UTM: 1-2 • CCC: 1-0

**UTM** ..... **HIGH** ..... **CCC**  
 Myers (23).....Points.....Hall (29)  
 Curry (8).....Rebounds.....Garcia/Hall (5)  
 Jeffries (6).....Assists.....Williams (4)  
 Stewart (4).....Steals.....Garcia (2)  
 5 Tied (1).....Blocks.....Walpole (2)

**DYNAMIC FRONTCOURT DUO GUIDES  
 UT MARTIN TO FIRST VICTORY,  
 124-65 OVER CHAMPION CHRISTIAN**

Forwards Jalen Myers and Chris Nix combined for 45 points on 22-of-25 shooting in 39 minutes of playing time as UT Martin coasted to its first win of the 2022-23 campaign, 124-65 over Champion Christian.

All 11 Skyhawks who saw playing time scored as the team's 124 points were only five shy of the school record and were the most for a UT Martin squad since lighting up the scoreboard for 127 points against UC Clermont on Dec. 10, 2017. The Skyhawks converted a program record 52 field goals in 89 tries (58.4 percent) and held an 84-16 advantage on points in the paint. The 52 field goals broke the previous record of 51 set against Lambuth on Nov. 22, 1982 and against Union on Feb. 27, 1973.

Myers sank 11 of his 13 field goal attempts on the way to a career-highs of 23 points, six rebounds and three assists in 19 minutes. Nix was nearly perfect from the floor, shooting 11-for-12 for 22 points, four rebounds and three assists in 20 minutes.

Parker Stewart (18 points, seven rebounds, four assists, game-high four steals), KJ Simon (17 points, five rebounds, three assists, two steals) and KK Curry (11 points, team-best eight rebounds) also shined for UT Martin.

Champion Christian was led by Xavier Hall's 29 points as the junior guard went 7-of-11 from three-point range. The Tigers were forced into 23 turnovers and shot 35.8 percent (24-of-67) from the floor.



## GAME 4

|  | 1  | 2  | F  |
|--|----|----|----|
|  | 32 | 21 | 53 |
|  | 49 | 47 | 96 |

Tuesday, Nov. 15  
Kathleen and Tom Elam Center • Martin, Tenn.  
UTM: 2-2 • HSSU: 0-4

### UTM ..... HIGH ..... HSSU

Simon (18).....Points.....Nunnally (14)  
Simon/Endicott (7).....Rebounds.....Hammond (7)  
Simon (5).....Assists.....Hammond (3)  
Stewart (6).....Steals.....Campbell (2)  
4 Tied (1).....Blocks.....4 Tied (1)

### IMPRESSIVE PERFORMANCE FROM LONG RANGE AIDS SKYHAWKS IN 96-53 ROUT OF HARRIS-STOWE

After combining to make 16 three-pointers in its first three games of the 2022-23 season, UT Martin connected on a dozen trifectas alone in a 96-53 triumph over Harris-Stowe.

KJ Simon pieced together a great all-around performance with team-highs in points (18), rebounds (seven) and assists (five) while contributing three steals in 22 minutes to lead the Skyhawks. It marked the third time in four chances this season that the senior guard out of Orlando, Fla. has topped the team in scoring.

Parker Stewart scored 14 points with a career-best six steals, five rebounds and three assists while Jalen Myers tallied 10 points in 17 minutes off the bench. The Skyhawks shot 87.5 percent (14-for-16) from the free throw line, committed only nine turnovers and held a 25-7 advantage in fast break points.

Harris-Stowe, a NAIA school located in St. Louis, Mo., placed Alex Nunnally (14 points) and Ken Martin (11) in double figures in the scoring column. The Hornets were forced into 19 turnovers and shot just 22.6 percent (7-of-31) in the final 20 minutes.

## GAME 5

|  | 1  | 2  | F  |
|--|----|----|----|
|  | 39 | 29 | 68 |
|  | 32 | 40 | 72 |

Friday, Nov. 18  
The Sandy and John Black Pavilion at Ole Miss • Oxford, Miss.  
UTM: 2-3 • OM: 4-0

### UTM ..... HIGH ..... OM

Stewart (13).....Points.....Murrell (16)  
Nix (9).....Rebounds.....Burns (8)  
Williams (3).....Assists.....Caldwell (4)  
Curry (4).....Steals.....Burns (5)  
Simon/Endicott (1).....Blocks.....Akwuba (2)

### UT MARTIN FALLS VICTIM TO SECOND-HALF RALLY IN NARROW 72-68 SETBACK TO OLE MISS

UT Martin took a seven-point advantage into the halftime break and stretched its lead out to a dozen in the second half but Ole Miss snuck away with a 72-68 victory.

Defense was the Skyhawks' calling card as UT Martin limited the Rebels to just 38.9 percent shooting (21-of-54) for the contest – including a 26.3 percent clip (5-for-19) from three-point land. However, Ole Miss was able to go on a 33-11 run and convert 25 of its 38 free throw tries (compared to 9-of-15 for the Skyhawks from the charity stripe).

UT Martin, who led for 24:29 of clock time, put four scorers in double-digits, led by Parker Stewart's 13 points. KK Curry was very active as the junior forward from Cleveland, Tenn. posted a stat line of 12 points, three rebounds and a team-high four steals in 23 minutes of play. Chris Nix (10 points, game-high nine rebounds) and Desmond Williams (10 points thanks in large part to three trifectas) gave the Skyhawks noticeable offensive balance.

Matthew Murrell scored 16 points while Myles Burns (13 points) was the only other double-digit scorer for the Rebels out of the Southeastern Conference.

## GAME 6

|  | 1  | 2  | F  |
|--|----|----|----|
|  | 36 | 43 | 79 |
|  | 37 | 43 | 80 |

Sunday, Nov. 20  
Kathleen and Tom Elam Center • Martin, Tenn.  
UTM: 3-3 • PVAMU: 3-1

### UTM ..... HIGH ..... PVAMU

Stewart (21).....Points.....Douglas (22)  
Nix/Curry (8).....Rebounds.....Rasas (7)  
3 Tied (3).....Assists.....Douglas/Nelson (6)  
Curry (3).....Steals.....Douglas (6)  
Nix (3).....Blocks.....Rasas/Miles (2)

### LATE DEFENSIVE STAND SEALS SKYHAWKS' 80-79 HOME VICTORY OVER PRAIRIE VIEW A&M

A game that featured 18 lead changes and nine tie scores fittingly came down to the final possession as UT Martin held on for an 80-79 triumph over Prairie View A&M.

Facing a Panther squad that was coming off a win over Pac 12 opponent Washington State, the Skyhawks took the 80-79 lead when Parker Stewart knocked down a go-ahead step-back jumper from the left wing with 1:29 to go. Neither side would score on its next two trips down the floor, setting up the dramatic final possession coming out of a timeout with 12.7 seconds left. Prairie View A&M's leading scorer Will Douglas – already accounting for 22 points in the game – was bottled up by Stewart and was forced to take an off-balance fadeaway jumper that caromed off the rim and right into Stewart's hands for the rebound as soon as the final buzzer sounded.

Stewart finished with a team-high 21 points, five rebounds, two assists and two steals. He was joined in double figures scoring by Jordan Sears (season-high 18 points) and KK Curry (15 points, team-highs of eight rebounds and three steals).

Four Panthers combined for 72 of Prairie View A&M's 79 points. Following Douglas' team-high scoring effort was Jeremiah Gambrell (19 points), Kortrijk Miles (16) and Yahuza Rasas (15).

2023-24 SKYHAWK MEN'S BASKETBALL



## GAME 7

|   | 1  | 2  | F  |
|---|----|----|----|
|  | 29 | 35 | 64 |
|  | 29 | 41 | 70 |

Tuesday, Nov. 22  
 First National Bank Arena • Jonesboro, Ark.  
 UTM: 3-4 • ASU: 3-2

**UTM** ..... **HIGH** ..... **ASU**  
 Stewart (15).....Points.....Fields (17)  
 Nix (7).....Rebounds.....El-Sheikh (11)  
 Simon (3).....Assists.....Fields (7)  
 Sears (3).....Steals.....Felts (4)  
 3 Tied (1).....Blocks.....3 Tied (1)

### LEAD SLIPS AWAY IN FINAL MINUTES AS UT MARTIN DROPS A TOUGH ROAD OUTING AT ARKANSAS STATE, 70-64

UT Martin led for over 15 minutes of the second half but Arkansas State staged a late comeback to hand the Skyhawks a 70-64 setback.

In an evenly matched game that was competitive throughout, UT Martin went on a 9-1 run midway through the second half and saw its lead stretch out to eight points with 7:29 remaining. The Skyhawks weathered multiple Red Wolves' comeback tries and still held a lead with under a minute to play but Arkansas State ended the contest with eight unanswered points.

Parker Stewart topped UT Martin in scoring for the second straight game as the graduate out of Union City, Tenn. poured in 15 points thanks to a 5-of-10 effort from beyond the three-point arc. KJ Simon made his return after a one-game injury absence and scored 14 points with a team-high three assists in 23 minutes off the bench. Jordan Sears (12 points, six rebounds, team-best three steals) completed the double-digit scorers for the Skyhawks, who shot 11-for-25 (44 percent) from three-point range.

The Red Wolves were led by 17 points and seven assists out of Caleb Fields while Markise Davis posted 15 points. Malcolm Farrington scored 14 points – including the go-ahead three-pointer with 40 seconds remaining that gave Arkansas State the lead for good – and Omar El-Sheikh (11 points, 11 rebounds) also heavily contributed to the Red Wolves' attack.

## GAME 8

|   | 1  | 2  | F  |
|---|----|----|----|
|  | 32 | 51 | 83 |
|  | 39 | 47 | 86 |

Monday, Nov. 28  
 Kathleen and Tom Elam Center • Martin, Tenn.  
 UTM: 4-4 • MSU: 2-5

**UTM** ..... **HIGH** ..... **MSU**  
 Stewart (34).....Points.....English (29)  
 Nix/Stewart (7).....Rebounds.....Shumate (11)  
 Jeffries (6).....Assists.....English/Massie (5)  
 Curry (2).....Steals.....English/Blackwell (2)  
 Simon/Jeffries (1).....Blocks.....3 Tied (1)

### STEWART'S CAREER-HIGH SCORING EFFORT PACES TREMENDOUS GUARD PLAY IN 86-83 WIN OVER MCNEESE

Parker Stewart poured in a career-best 34 points – including a pair of clutch free throws with five seconds remaining – to boost UT Martin to an 86-83 triumph over McNeese.

Stewart's 34 points came on a remarkably efficient 11-of-15 shooting performance, which included a 7-for-10 effort from three-point range to tie a career-high in treys. He was a perfect 5-of-5 from the charity stripe while adding a team-high seven rebounds and three assists in 35 minutes of playing time.

KJ Simon tossed in 17 of his season-high 22 points in the second half while Desmond Williams swished four 3-pointers on his way to 12 points for the Skyhawks. Koby Jeffries provided a game-high six assists in 15 minutes off the bench for UT Martin, who won its fourth straight home decision after shooting 44.8 percent (13-of-29) from three-point range and committing only eight turnovers.

McNeese was led by 29 points and five assists out of Trae English while Christian Shumate tallied a double-double of 17 points and 11 rebounds. Johnathan Massie rounded out the double-digit scorers with 11 points, five rebounds and five assists for the Cowboys, who shot 29.6 percent (8-of-27) from the free throw line.

## GAME 9

|   | 1  | 2  | F  |
|---|----|----|----|
|  | 38 | 45 | 83 |
|  | 46 | 44 | 90 |

Saturday, Dec. 3  
 Kimmel Arena • Asheville, NC  
 UTM: 4-5 • UNCA: 5-3

**UTM** ..... **HIGH** ..... **UNCA**  
 Simon (20).....Points.....Pember (18)  
 3 Tied (5).....Rebounds.....Pember (11)  
 Simon (4).....Assists.....Stephney (6)  
 Simon (4).....Steals.....Pember/Stephney (2)  
 Curry (1).....Blocks.....Pember (5)

### EVENLY DISTRIBUTED SCORING NOT ENOUGH AS SKYHAWKS DROP A TIGHT 90-83 ROAD CONTEST AT UNC ASHEVILLE

For the second time this season, UT Martin boasted five scorers in double figures but the Skyhawks fell by a 90-83 margin on the road at UNC Asheville.

KJ Simon put together his second straight high-scoring game, tossing in a game-best 20 points with team-highs of five rebounds, four assists and four steals in 31 minutes of action. The senior lefty from Orlando, Fla. has now scored at least 20 points 14 times in 38 career games at UT Martin.

Simon was followed by KK Curry (season-best 15 points, team-high five rebounds), Jordan Sears (13 points on 5-for-6 shooting in 18 minutes), Parker Stewart (12 points) and Koby Jeffries (season-high 11 points on 5-of-7 shooting). The Skyhawks (4-5) connected on 50.8 percent (33-for-65) of their field goal attempts – including a 9-of-23 effort from three-point range (39.1 percent) – and outscored the host Bulldogs 23-11 in points off turnovers.

UNC Asheville placed six players in double digits in the scoring column, led by Drew Pember's 18 points (aided by a 12-for-12 effort from the free throw line), 11 rebounds, five blocks and four assists. Tajion Jones and Fletcher Abee each scored 17 points apiece while Nick McMullen (13 points), Trent Stephney (11 points, game-high six assists) and Jamon Battle (11 points) also pitched in notable scoring performances for the Bulldogs, who overcame 16 turnovers by shooting 87.5 percent (21-for-24) from the charity stripe.

2023-24 UT MARTIN MEN'S BASKETBALL



# GAME RECAPS

## GAME 10

|   | 1  | 2  | OT | F  |
|---|----|----|----|----|
|  | 25 | 41 | 8  | 74 |
|  | 47 | 19 | 9  | 75 |

Sunday, Dec. 11  
 Kathleen and Tom Elam Center • Martin, Tenn.  
 UTM: 5-5 • CSU: 3-8

**UTM** ..... **HIGH** ..... **CSU**  
 Stewart (22).....Points..... Cardet, Jr. (25)  
 Nix (10).....Rebounds.....Corbett (10)  
 Nix (4).....Assists..... Cardet, Jr./Corbett (4)  
 Williams (5).....Steals.....Davis (3)  
 3 Tied (1).....Blocks..... Cardet, Jr. (2)

### UT MARTIN PUSHES HOME WIN STREAK OUT TO FIVE GAMES, OUTLASTING CHICAGO STATE 75-74 IN OVERTIME



UT Martin built a large halftime lead before staving off a furious Chicago State rally, holding on for a 75-74 overtime triumph.

Chris Nix delivered the Skyhawks' first double-double of the season as the junior from Bellevue, Tenn. posted 13 points, 10 rebounds and a career-best four assists. He was 5-of-9 from the floor while nabbing five offensive rebounds to go along with a blocked shot in a career-high 37 minutes, earning the second double-double of his UT Martin career.

Parker Stewart rattled off a team-best 22 points – including seven of the Skyhawks' nine points in overtime – to go along with five rebounds and three assists. KJ Simon added 13 points while Desmond Williams recorded 12 points, three assists and a career-best five steals for UT Martin, who led for 41:16 of clock time on the way to its fifth straight home victory.

Chicago State was led by Wesley Cardet, Jr.'s game-high 25 points while Jahsean Corbett hauled in 23 points and 10 rebounds. Brent Davis additionally scored 12 points for the Cougars, who were forced into 16 turnovers and were held to 27.6 percent shooting (8-of-29) from three-point range.

## GAME 11

|   | 1  | 2  | F   |
|---|----|----|-----|
|  | 32 | 43 | 75  |
|  | 52 | 51 | 103 |

Tuesday, Dec. 13  
 Kathleen and Tom Elam Center • Martin, Tenn.  
 UTM: 6-5 • BU: 7-5

**UTM** ..... **HIGH** ..... **BU**  
 Stewart (23).....Points..... Guthrie (20)  
 Curry (10).....Rebounds..... Gadson (5)  
 Sears (5).....Assists..... Neely/Stojanovic (4)  
 Curry (4).....Steals..... Neely/Gadson (1)  
 Sears (2).....Blocks.....6 Tied (1)

### SKYHAWKS KNOCK DOWN A SCHOOL-RECORD 17 TREYS IN 103-75 HOME VICTORY OVER BETHEL

For the second time this season, UT Martin topped the century mark on the scoreboard as the Skyhawks boasted a lethal shooting touch in a 103-75 triumph over Bethel.

Playing in front of 3,572 fans as part of the "Character Counts" initiative that involved field trips for 20 local elementary, middle and high schools, UT Martin came out on fire and never let up – leading for 38:29 of clock time. The Skyhawks sank 17 three-pointers in 32 tries for a sizzling 53.1 percent effort, shattering the program record for most triples in a single game (previously set three times from 2015-16).

Parker Stewart led UT Martin in scoring for the sixth time in the last seven games, accumulating 23 points thanks in large part to a 7-of-11 performance from three-point range in 24 minutes of playing time. KJ Simon equaled a season-high with 22 points while KK Curry (15 points, 10 rebounds, career-best four steals) posted the second double-double of his Skyhawk career.

Jordan Sears added 11 points to go along with season-highs of seven rebounds, five assists and two blocks while Josh Endicott narrowly missed a double-double (nine points, nine rebounds) in his first start since Nov. 9. David Kamwanga collected a career-best eight points as all 10 UT Martin players who were dressed out scored.

Located 27 miles away in McKenzie, Tenn., Bethel was led by Connor Guthrie's 20 points. Querrion Gadson and Jose Nazario chipped in 14 and 13 points, respectively, for the Wildcats.

## GAME 12

|   | 1  | 2  | F  |
|---|----|----|----|
|  | 39 | 36 | 75 |
|  | 23 | 44 | 67 |

Saturday, Dec. 17  
 Stroh Center • Bowling Green, Ohio  
 UTM: 7-5 • BGSU: 4-7

**UTM** ..... **HIGH** ..... **BGSU**  
 Sears (18).....Points..... Ayers III/Lightfoot (15)  
 Nix (8).....Rebounds.....Agee (8)  
 Sears (4).....Assists..... Lightfoot (4)  
 Sears (3).....Steals.....3 Tied (1)  
 Nix/Simon (2).....Blocks.....Agee (3)

### UT MARTIN TOPPLES BOWLING GREEN FOR A 75-67 NONCONFERENCE ROAD TRIUMPH

UT Martin never trailed, building up a 19-point lead before hanging on down the stretch for an impressive 75-67 victory at Bowling Green.

A 12-0 run and a hard-nosed defensive effort helped the Skyhawks take a 39-23 advantage into the locker room at the halftime break. The Falcons clawed back to get within two points with nine minutes remaining in the contest but UT Martin fended off the hosts and posted its first road victory of the season in the process.

Jordan Sears tied a season-high with 18 points to lead all scorers. The sophomore guard out of Daytona Beach, Fla. added five rebounds, a team-high four assists and season-best three steals in 30 minutes for the Skyhawks.


Backcourt teammates Desmond Williams (season-high 15 points on five 3-pointers) and KJ Simon (12 points, four rebounds, three assists, two steals, two blocks) also reached double figures in the scoring column for UT Martin. Chris Nix grabbed a game-high eight rebounds to help the Skyhawks win the battle on the glass by a 44-39 margin.

Bowling Green was led by 15 points apiece from Leon Ayers III and Willie Lightfoot. Kaden Metheny's 12 points and Samari Curtis' 10 points completed the double-digit scorers for the Falcons, who were held to 37.9 percent (22-of-58) shooting and 8-for-27 (29.6 percent) from three-point land.

2023-24 SKYHAWK MEN'S BASKETBALL



### GAME 13

|   | 1  | 2  | F   |
|---|----|----|-----|
|  | 33 | 26 | 59  |
|  | 63 | 57 | 120 |

Monday, Dec. 19

Kathleen and Tom Elam Center • Martin, Tenn.  
UTM: 8-5 • CRC: 3-10

**UTM ..... HIGH ..... CRC**

Stewart (26).....Points..... B. Roberson (17)  
Curry (10).....Rebounds..... Cousins (8)  
Sears (5).....Assists..... K. Roberson (4)  
Simon/Sears (2).....Steals.....4 Tied (1)  
Jeffries/Myers (2).....Blocks..... Robinson/K. Roberson (2)

**STEWART BURIES EIGHT TREYS AS SKYHAWKS SPEED PAST CROWLEY'S RIDGE, 120-59**

Parker Stewart pumped in a game-high 26 points behind a career-best eight 3-pointers as UT Martin passed its final nonconference test with flying colors, claiming a 120-59 win against Crowley's Ridge.

Stewart's 26 points came on 9-of-12 shooting, including an 8-of-11 performance from three-point land. His eight treys were the most by any Skyhawk since Alex Anderson made eight 3-pointers against FIU on Nov. 21, 2015 as the graduate from Union City, Tenn. finished only one trifecta shy of UT Martin's Division I record of nine set by Marquis Weddle against Samford on March 4, 2008.

Jalen Myers (18 points, career-high eight rebounds), KJ Simon (16 points, six rebounds, three assists, two steals), Jordan Sears (14 points, game-high five assists, four rebounds, two steals) and Desmond Williams (11 points, season-best four assists) additionally scored in double figures for the Skyhawks, who shot 54.4 percent (43-of-79) from the field, led for 39:08 of clock time, boasted an assist-to-turnover ratio of 26:6, splashed 15 three-pointers and held a 37-2 advantage in fast break points.

The Pioneers were led by Bo Roberson's 17 points while JD Smith added 11 points for the NAIA program located in Paragould, Ark.

### GAME 14

|   | 1  | 2  | F  |
|---|----|----|----|
|  | 29 | 45 | 74 |
|  | 46 | 42 | 88 |

Thursday, Dec. 29

Simmons Bank Arena • North Little Rock, Ark.  
UTM: 8-6 (0-1) • LR: 5-9 (1-0)

**UTM ..... HIGH ..... LR**

Simon (24).....Points..... Gardner (23)  
Stewart/Simon (7).....Rebounds..... Gordon (12)  
Stewart (4).....Assists..... Gardner (5)  
3 Tied (1).....Steals..... Gordon (4)  
Simon (2).....Blocks..... Gordon/Walker (1)

**SLOW OPENING HALF COSTS UT MARTIN IN 88-74 SETBACK AT LITTLE ROCK**

UT Martin made a late comeback attempt but ultimately it wasn't enough as the Little Rock Trojans claimed an 88-74 win.

In the waning stages of the second half, the Skyhawks went on a 16-0 run to get within striking distance (11 points with 2:59 remaining) but time ran out on UT Martin's comeback attempt.

KJ Simon posted a game-high 24 points to go along with a team-best seven rebounds, two blocks and an assist for the Skyhawks. Parker Stewart added 13 points with team-highs of seven rebounds and four assists while Desmond Williams (13 points), Jordan Sears (12 points) and KK Curry (11 points) gave UT Martin five double-digit scorers.

Little Rock was led by double-doubles from Myron Gardner (23 points, 10 rebounds) and DeAntoni Gordon (16 points, 12 rebounds). Jordan Jefferson tacked on 19 points while Chris Walker tallied 11 points for the Trojans, who were making their OVC debut.

### GAME 15

|   | 1  | 2  | F  |
|---|----|----|----|
|  | 33 | 24 | 57 |
|  | 31 | 33 | 64 |

Saturday, Dec. 31

Kathleen and Tom Elam Center • Martin, Tenn.  
UTM: 9-6 (1-1) • MSU: 8-7 (1-1)

**UTM ..... HIGH ..... MSU**

Sears (18).....Points..... Freeman (18)  
Curry (16).....Rebounds..... Gross (14)  
Sears (5).....Assists..... Maughmer (3)  
Simon (2).....Steals.....3 Tied (2)  
Simon (2).....Blocks.....3 Tied (1)

**SKYHAWKS EXTEND HOME WINNING STREAK TO EIGHT AFTER THRILLING 64-57 OVC WIN OVER MOREHEAD STATE**

Jordan Sears and KK Curry each had huge performances to lift UT Martin to an exciting 64-57 victory against Ohio Valley Conference rival Morehead State.

The Skyhawks trailed by seven points with under five minutes remaining but closed out the contest on an 18-4 run to defeat the Eagles for the first time in exactly six years. The trio of Sears, Curry and KJ Simon tallied 31 of UT Martin's 33 second-half points as the duo of Sears and Curry combined to score 10 of the Skyhawks' last 12 points.

Sears tied season-highs with 18 points and a game-best five assists, converting eight of his 14 field goal attempts. Curry accumulated his second double-double of the season with 14 points and a career-high 16 rebounds – eclipsing his previous high by five boards. Simon added 12 points, four rebounds, two blocks and two steals for UT Martin, who passed last season's victory total while winning its eighth consecutive decision inside the Kathleen and Tom Elam Center.

Morehead State placed a pair of players in double digits in the scoring column as Mark Freeman posted 18 points and Drew Thelwell provided 10 points. The Eagles were held to 19.2 percent (5-of-26) shooting in the second half and 4-for-18 (22.2 percent) from three-point range for the game.



# GAME RECAPS

## GAME 16

|   | 1  | 2  | F  |
|---|----|----|----|
|  | 36 | 46 | 82 |
|  | 44 | 43 | 87 |

Thursday, Jan. 5  
 Kathleen and Tom Elam Center • Martin, Tenn.  
 UTM: 10-6 (2-1) • SEMO: 6-10 (1-2)

**UTM** ..... **HIGH** ..... **SEMO**  
 Stewart (25).....Points.....Russell (28)  
 Curry (13).....Rebounds.....Clark (10)  
 Stewart (4).....Assists.....3 Tied (4)  
 Nix (3).....Steals.....Russell (4)  
 Curry/Sears (1).....Blocks.....Branson (1)

**FIVE SCORE IN DOUBLE DIGITS AS  
 UT MARTIN HOLDS ON FOR AN 87-82  
 OVC WIN OVER SOUTHEAST MISSOURI**

UT Martin's home winning streak reached nine games after the Skyhawks earned an 87-82 victory over Southeast Missouri in Ohio Valley Conference action.



UT Martin never trailed and led by as many as 19 points with under nine minutes to play but were forced to withstand a Redhawk rally. Southeast Missouri pulled within a single possession (84-82) with 45 seconds to go before Koby Jeffries and Parker Stewart combined to swish three free throws inside the final 23 seconds to officially seal the win.

Stewart (25 points, five rebounds and game-high four assists) and KK Curry (15 points, game-high 13 rebounds for his second consecutive double-double) paved the way for the Skyhawks. KJ Simon added 11 points while Jeffries tied a season-high with 11 points thanks to a 9-of-10 effort from the free throw line. Jordan Sears provided 10 points for UT Martin.

The Skyhawks shot an even 50 percent (26-of-52) from the floor and made 30 free throws (in 38 tries) for the first time since Jan. 24, 2011 at SIUE – a span of 369 games. In the process, UT Martin extended its NCAA Division I record with its ninth straight home win to open the 2022-23 season and owns its longest home winning streak since nine consecutive victories from Dec. 31, 2016 through Nov. 15, 2017.

Phillip Russell generated a game-high 28 points with four assists, four steals and three rebounds to navigate the Redhawks. Israel Barnes (14 points) and Chris Harris (12 points) also produced notable scoring efforts for Southeast Missouri, who made 13 three-pointers but were held to 39.5 percent shooting (30-of-76) overall.

## GAME 17

|   | 1  | 2  | OT | F  |
|---|----|----|----|----|
|  | 46 | 25 | 13 | 84 |
|  | 40 | 31 | 9  | 80 |

Saturday, Jan. 7  
 Kathleen and Tom Elam Center • Martin, Tenn.  
 UTM: 10-7 (2-2) • TTU: 6-11 (2-2)

**UTM** ..... **HIGH** ..... **TTU**  
 Simon (19).....Points.....Harvey (23)  
 Nix (9).....Rebounds.....Slatten (10)  
 Stewart/Jeffries (4).....Assists.....Wood (5)  
 Simon/Stewart (3).....Steals.....4 Tied (1)  
 Nix (3).....Blocks.....Wood (2)

**SIMON TOSSES IN 1,000TH CAREER  
 COLLEGIATE POINT BUT SKYHAWKS  
 FALL TO TENNESSEE TECH IN OVERTIME**

KJ Simon, a senior guard at UT Martin, scored the 1,000th point of his collegiate career but the Skyhawks dropped a tough 84-80 decision to Tennessee Tech in overtime.

Simon scored a team-high 19 points to go along with five rebounds, three assists and three steals for UT Martin. The 6-3, 195-pound lefty, who has scored 760 of his points over the last two seasons in a Skyhawk uniform after spending his first two years at Troy, reached the 1,000-point milestone with a dunk at the 4:56 mark of the first half.

Parker Stewart collected 18 points, four assists, three rebounds and three steals while Koby Jeffries registered a career-best 15 points (on 7-of-10 shooting) and team-high four assists for UT Martin. The Skyhawks also received seven points, a team-best nine rebounds and game-high three blocked shots out of Chris Nix but were defeated inside the Kathleen and Tom Elam Center for the first time in 10 tries this season.

Tennessee Tech put five scorers in double figures, led by 23 points from Jayvis Harvey. The Golden Eagles additionally saw Jaylen Sebree (14), Ty Perry (13), Diante Wood (10) and Brett Thompson (10) score in double digits as they shot 43.3 percent (13-of-30) from three-point range.

## GAME 18

|   | 1  | 2  | F  |
|---|----|----|----|
|  | 38 | 39 | 77 |
|  | 29 | 37 | 66 |

Thursday, Jan. 12  
 Gentry Center • Nashville, Tenn.  
 UTM: 11-7 (3-2) • TSU: 10-8 (2-3)

**UTM** ..... **HIGH** ..... **TSU**  
 Sears (21).....Points.....Clay (21)  
 Kamwanga (7).....Rebounds.....Makuoi (8)  
 Jeffries (3).....Assists.....Clay (3)  
 3 Tied (2).....Steals.....Kueth (2)  
 3 Tied (1).....Blocks.....Makuoi (4)

**UT MARTIN CRUISES TO IMPRESSIVE  
 77-66 OVC ROAD VICTORY  
 OVER TENNESSEE STATE**

Jordan Sears returned from a one-game injury absence to boost UT Martin as the Skyhawks defeated Tennessee State on its home floor for the second straight season with a 77-66 victory.

Sears scored 15 of his career-best 21 points in the second half, adding four rebounds, two assists and two steals in 29 minutes off the bench for UT Martin. Desmond Williams also registered a season-high 16 points while KK Curry (13 points, six rebounds) and Parker Stewart (11 points, six rebounds) each scored in double digits. David Kamwanga also gave the Skyhawks big minutes off the bench, posting team-highs in rebounds (seven) and steals (two) in 18 minutes.

Tennessee State was paced by Jr. Clay's 21 points while Adong Makuoi had 13 points to go along with game-highs of eight rebounds and four blocked shots. The Tigers were stifled by UT Martin's defense throughout the contest as Tennessee State shot 33.9 percent (19-of-56) and 20.8 percent (5-for-24) from behind the three-point arc.

2023-24 SKYHAWK MEN'S BASKETBALL



### GAME 19

|   | 1  | 2  | F  |
|---|----|----|----|
|  | 29 | 37 | 66 |
|  | 39 | 41 | 80 |

Saturday, Jan. 14

Screaming Eagles Arena • Evansville, Ind.  
UTM: 11-8 (3-3) • USI: 10-9 (3-3)

**UTM ..... HIGH ..... USI**

Sears (17).....Points.....Swope (21)  
Myers (7).....Rebounds.....Polakovich (12)  
Nix (3).....Assists.....Swope/Campion (4)  
Stewart (4).....Steals.....Simmons/Swope (3)  
Stewart/Myers (1).....Blocks.....Mielke (3)

**TOUGH SHOOTING NIGHT FOR SKYHAWKS LEADS TO 80-66 SETBACK AT SOUTHERN INDIANA**

It was an offensive struggle for UT Martin as the Skyhawks fell by an 80-66 margin at Ohio Valley Conference rival Southern Indiana.

UT Martin forced the Screaming Eagles into 19 turnovers but shot a season-low 12 percent (3-for-25) from beyond the three-point arc, connecting on 21 of its 60 field goal attempts (35 percent) overall.

Jordan Sears led the Skyhawks in scoring for the fourth time in the last eight games as the sophomore guard tallied 17 points to go along with three steals in 28 minutes of playing time. Parker Stewart posted 16 points, five rebounds and four steals while Jalen Myers generated 10 points and a team-best seven rebounds for UT Martin.

Southern Indiana placed three scorers in double figures, headlined by the duo of Isaiah Swope (game-high 21 points, four assists, three rebounds, three steals) and Jacob Polakovich (19 points, game-best 12 rebounds). Jelani Simmons tacked on 14 points for the Screaming Eagles, who improved to 8-1 at home.

### GAME 20

|   | 1  | 2  | F  |
|---|----|----|----|
|  | 38 | 42 | 80 |
|  | 24 | 36 | 60 |

Thursday, Jan. 19

Show Me Center • Cape Girardeau, Mo.  
UTM: 12-8 (4-3) • SEMO: 9-11 (4-3)

**UTM ..... HIGH ..... SEMO**

Sears (20).....Points.....Harris (16)  
Myers (8).....Rebounds.....Branson (6)  
Sears (4).....Assists.....Barnes/Harris (2)  
Simon (5).....Steals.....Clark (4)  
None.....Blocks.....Johnson (2)

**UT MARTIN ROLLS TO DOMINANT 80-60 OVC ROAD VICTORY OVER SOUTHEAST MISSOURI**

UT Martin came out hot at Southeast Missouri and never looked back, soaring to an 80-60 triumph over the Redhawks.

The victory completed the Skyhawks' season sweep of Southeast Missouri, accomplishing that feat for just the sixth time since joining the Ohio Valley Conference in 1992. The win was also the largest margin of victory for UT Martin in the Show Me Center in a series that started in 1962.

The Skyhawks put together a sound performance on both ends of the floor. UT Martin shot 55.8 percent (29-of-52) – its highest mark against a NCAA Division I opponent this season – including a blazing 65.2 percent clip (15-of-23) in the second half. On the flipside, the Skyhawks held the Redhawks to 31.7 percent (20-for-63) shooting, including a 3-of-22 mark (13.6 percent) from long distance.

Jordan Sears led all scorers with 20 points on 8-for-10 shooting while distributing a game-high four assists with four rebounds. Parker Stewart collected 16 points and five rebounds while KJ Simon posted 14 points and equaled a career-high with five steals. Desmond Williams completed UT Martin's double-digit scorers with 11 points while Jalen Myers hauled in a career-high eight rebounds in his first start as a Skyhawk – helping the squad win the battle on the glass by a commanding 38-24 margin.

Southeast Missouri was paced by Chris Harris' 16 points while Dylan Branson was responsible for 10 points.

### GAME 21

|   | 1  | 2  | F  |
|---|----|----|----|
|  | 43 | 35 | 78 |
|  | 46 | 45 | 91 |

Saturday, Jan. 21

Kathleen and Tom Elam Center • Martin, Tenn.  
UTM: 13-8 (5-3) • EIU: 7-14 (3-5)

**UTM ..... HIGH ..... EIU**

Nix/Stewart (19).....Points.....Hodges (25)  
Stewart (8).....Rebounds.....Thomas/Malone (7)  
Simon (6).....Assists.....Donaldson (6)  
Stewart (3).....Steals.....Hodges (4)  
Nix (3).....Blocks.....Malone (1)

**NIX'S PERFECT SHOOTING PERFORMANCE HELPS SKYHAWKS PULL AWAY FOR 91-78 OVC WIN OVER EASTERN ILLINOIS**

Chris Nix, a redshirt junior forward, muscled up for 19 points on 7-of-7 shooting from the floor as the Skyhawks claimed a 91-78 victory over Eastern Illinois.

Nix also added a season-high three blocks, three assists and three rebounds as he was one of five UT Martin double-digit scorers. The Skyhawks led for 33:33 of clock time but found themselves trailing by six points with just under 11 minutes to go. The 6-9, 220-pound Bellevue, Tenn. native then scored five of UT Martin's next seven points and later scored five of nine Skyhawk points in crunch time – wrapping up his scoring run with 1:32 to go as UT Martin had the game in hand.

Parker Stewart tied Nix for the team lead in scoring with 19 points while adding a game-high eight rebounds, three assists and three steals. KJ Simon posted 16 points, a career-best six assists and six rebounds while Jordan Sears (15 points, season-high five assists) and Jalen Myers (10 points) aided a dynamic Skyhawk offensive effort that set a season-high for field goal percentage against a NCAA Division I opponent (.574) for the second straight game.

The Panthers were led by Kinyon Hodges, who scored 19 of his game-high 25 points in the first half. Cameron Haffner provided 15 points off the bench for an Eastern Illinois squad that was limited to 22.7 percent shooting (5-of-22) from three-point range.



# GAME RECAPS

## GAME 22

|   | 1  | 2  | F  |
|---|----|----|----|
|  | 27 | 32 | 59 |
|  | 26 | 40 | 66 |

Thursday, Jan. 26  
 Kathleen and Tom Elam Center • Martin, Tenn.  
 UTM: 14-8 (6-3) • LU: 7-15 (2-7)

**UTM** ..... **HIGH** ..... **LU**  
 Simon/Sears (16) ..... **Points** ..... Cole (19)  
 Simon/Curry (10) ..... **Rebounds** ..... Burrell/Cole (8)  
 Sears/Nix (3) ..... **Assists** ..... Caldwell, Jr. (4)  
 Curry (3) ..... **Steals** ..... Burrell (4)  
 Simon (5) ..... **Blocks** ..... Williams (2)

### STIFLING DEFENSE SENDS UT MARTIN TO 66-59 OVC HOME TRIUMPH OVER LINDENWOOD

A stingy performance on the defensive end propelled UT Martin to victory as the Skyhawks grinded out a 66-59 win over Lindenwood.

UT Martin held the visiting Lions scoreless through 6:42 while Lindenwood started the game 0-for-15 from the floor before its first bucket at the 10:40 mark. Although the Lions would eventually charge back to lead by eight points midway through the second half, the Skyhawks went on a 15-0 run and limited Lindenwood to 10 points over the final 10:24 of the contest. The 59 points were the second-lowest scoring output by a UT Martin NCAA Division I opponent in 2022-23.

KJ Simon was responsible for his first double-double of the season and third of his two-year Skyhawk career, piling up team-highs of 16 points, 10 rebounds, a career-best five blocks and two steals. Jordan Sears tied Simon for the team lead with 16 points while Jalen Myers provided 11 points in 16 minutes off the bench. KK Curry narrowly missed a double-double with eight points, a game-high 10 rebounds and team-best three steals for UT Martin.

Lindenwood was led by Keenon Cole's 19 points and eight rebounds. Tommie Williams added 11 points for the Lions, who were forced into 16 turnovers while shooting 38.5 percent from the floor (including 28 percent from three-point range).

## GAME 23

|   | 1  | 2  | OT | F  |
|---|----|----|----|----|
|  | 28 | 46 | 9  | 83 |
|  | 28 | 46 | 12 | 86 |

Saturday, Jan. 28  
 Kathleen and Tom Elam Center • Martin, Tenn.  
 UTM: 15-8 (7-3) • USI: 13-10 (6-4)

**UTM** ..... **HIGH** ..... **USI**  
 Sears (32) ..... **Points** ..... Simmons (26)  
 Simon (12) ..... **Rebounds** ..... Polakovich (20)  
 Sears (5) ..... **Assists** ..... Swope (7)  
 Curry/Miguel (2) ..... **Steals** ..... Simmons/Swope (2)  
 Simon (5) ..... **Blocks** ..... Lakes/Mielke (1)

### BACKCOURT TANDEM CARRIES SKYHAWKS TO FINISH LINE, DEFEATING SOUTHERN INDIANA IN OVERTIME

Extraordinary performances out of Jordan Sears and KJ Simon helped UT Martin stay in a three-way tie atop the Ohio Valley Conference standings following an 86-83 overtime win over Southern Indiana.

Sears exploded for a career-high 32 points – eight of which came in overtime – on 11-of-19 shooting and distributed a season-best five assists in 33 minutes. Simon registered his second consecutive double-double (21 points, career-high 12 rebounds) to go along with a career-best five blocked shots, connecting on seven of his 10 field goal tries with a perfect 4-for-4 effort from three-point land.

KK Curry added 13 points and seven rebounds for the Skyhawks, who led for over 33 minutes while holding the Screaming Eagles to 36.5 percent shooting (27-of-74).

Southern Indiana forced overtime with seven unanswered points in the final 95 seconds of regulation but ultimately saw its five-game winning streak snapped. Jelani Simmons scored a game-high 26 points while Jacob Polakovich accumulated 12 points and 20 rebounds. Trevor Lakes (17 points) and Tyler Henry (12 points) also guided the Screaming Eagles.

## GAME 24

|   | 1  | 2  | F  |
|---|----|----|----|
|  | 27 | 48 | 75 |
|  | 49 | 40 | 89 |

Thursday, Feb. 2  
 First Community Arena • Edwardsville, Ill.  
 UTM: 15-9 (7-4) • SIUE: 15-9 (6-5)

**UTM** ..... **HIGH** ..... **SIUE**  
 Sears (19) ..... **Points** ..... Taylor (27)  
 Sears (7) ..... **Rebounds** ..... Pruitt (13)  
 Sears/Jeffries (4) ..... **Assists** ..... Taylor (4)  
 Williams/Myers (2) ..... **Steals** ..... 3 Tied (2)  
 None ..... **Blocks** ..... SWright (1)

### EARLY DEFICIT TOO MUCH TO OVERCOME IN UT MARTIN'S 89-75 SETBACK AT SIUE

UT Martin could not shake off a slow start at SIUE, falling by an 89-75 margin.

Jordan Sears collected team-highs of 19 points, a season-best seven rebounds and four assists for the Skyhawks. KJ Simon scored 13 points while Desmond Williams and Jalen Myers both posted 10 points apiece for UT Martin, who shot 75 percent (21-for-28) from the free throw line and outscored the host Cougars by a 24-8 margin in fast break points.

SIUE received double-doubles out of Ray/Sean Taylor (game-high 27 points, 10 rebounds) and DeeJuan Pruitt (11 points, game-high 13 rebounds). Damarco Minor and Shamar Wright added 16 and 15 points, respectively, for the Cougars, who were held to 23.8 percent shooting (5-of-21) from the three-point range but began the game on a 23-4 run.

2023-24 SKYHAWK MEN'S BASKETBALL



# GAME RECAPS

## GAME 25

|   | 1  | 2  | F  |
|---|----|----|----|
|  | 44 | 31 | 75 |
|  | 32 | 48 | 80 |

Saturday, Feb. 4  
 Robert F. Hyland Arena • St. Charles, Mo.  
 UTM: 15-10 (7-5) • LU: 9-16 (4-8)

**UTM** ..... **HIGH** ..... **LU**  
 Sears (19).....Points..... Williams (21)  
 3 Tied (7).....Rebounds..... Tracey (8)  
 Sears/Williams (3).....Assists..... Tracey (7)  
 Sears (4).....Steals.....3 Tied (1)  
 Simon (2).....Blocks..... Cole (4)

**DOUBLE-DIGIT HALFTIME ADVANTAGE NOT ENOUGH AS SKYHAWKS DROP 80-75 ROAD DECISION AT LINDENWOOD**

UT Martin's contest at Lindenwood came down to the wire but the Skyhawks could not pull through in a narrow 80-75 setback.

UT Martin led by as many as 15 points in the first half but the Lions went on a 23-3 run in the second half to take a 10-point lead. The Skyhawks scrapped and shaved their deficit down to one point with 1:21 to go but couldn't quite get over the hump.

For the seventh time in the last eight games, Jordan Sears led UT Martin in scoring as the sophomore guard had 19 points to go along with team-highs of three assists and a season-best four steals. Trailing closely behind was Jalen Myers' 18 points on 6-of-8 shooting, including a 4-for-6 effort from three-point range.

KJ Simon (14 points, team-high seven rebounds, two blocks) and Desmond Williams (11 points, team-best three assists) also reached double figures in the scoring column for the Skyhawks, who were playing without leading scorer Parker Stewart for the third time in the last four games.

Lindenwood was guided by Tommie Williams' game-high 21 points off the bench. Keenon Cole (18 points) and Brandon Trimble (16 points) additionally scored double digits for a Lion squad that shot 60.7 percent (17-of-28) in the second half and went 10-for-21 (47.6 percent) overall from behind the three-point line.

## GAME 26

|   | 1  | 2  | F  |
|---|----|----|----|
|  | 32 | 43 | 75 |
|  | 43 | 34 | 77 |

Thursday, Feb. 9  
 Lantz Arena • Charleston, Ill.  
 UTM: 15-11 (7-6) • EIU: 8-18 (4-9)

**UTM** ..... **HIGH** ..... **EIU**  
 Sears (20).....Points..... Hodges (14)  
 Myers (11).....Rebounds..... Thomas (7)  
 Simon/Jeffries (4).....Assists..... Donaldson (8)  
 6 Tied (1).....Steals.....3 Tied (2)  
 Sears (2).....Blocks..... Ellington (2)

**RALLY COMES UP JUST SHORT FOR UT MARTIN IN HEARTBREAKING 77-75 SETBACK AT EASTERN ILLINOIS**

UT Martin nearly erased a 16-point second half deficit but Eastern Illinois was able to escape with the 77-75 win in Ohio Valley Conference action.

The Skyhawks scored 10 of the final 12 points of the contest, flipping a 10-point deficit with 2:21 to go to a one-possession game. After forcing a turnover with seven seconds remaining, UT Martin had a contested look at an eventual game-winning three-pointer just before time expired but the attempt was off target.

Jordan Sears scored a game-high 20 points on 6-of-9 shooting plus a perfect 7-for-7 effort from the free throw line for the Skyhawks. Jalen Myers registered his first career double-double with 10 points and a career-best 11 rebounds in 27 minutes off the bench while Parker Stewart returned from an injury to score 18 points. KJ Simon posted 12 points and a team-high four assists for UT Martin, who won the rebounding battle (38-32) and outscored the Panthers by a 30-24 margin in the paint.

Eastern Illinois was led by 14 points out of Kinyon Hodges while Cameron Haffner (12), CJ Lane (11) and Kyle Thomas (10) also scored in double figures.

## GAME 27

|   | 1  | 2  | F  |
|---|----|----|----|
|  | 22 | 39 | 61 |
|  | 46 | 38 | 84 |

Saturday, Feb. 11  
 Kathleen and Tom Elam Center • Martin, Tenn.  
 UTM: 16-11 (8-6) • LR: 8-19 (4-10)

**UTM** ..... **HIGH** ..... **LR**  
 Stewart (18).....Points..... Palermo (19)  
 Nix (8).....Rebounds..... White (8)  
 Sears (4).....Assists..... Smith/White (6)  
 Myers (2).....Steals..... Smith (2)  
 Myers (2).....Blocks..... 3 Tied (1)

**SKYHAWKS DOUBLES WIN TOTAL FROM LAST SEASON, COASTING PAST LITTLE ROCK BY AN 84-61 MARGIN**

The home success for UT Martin continued in a big way today as the Skyhawks dialed up an impressive 84-61 Ohio Valley Conference victory over Little Rock.

The triumph gave UT Martin its 16th victory of the 2022-23 campaign, doubling up its win total from last season under head coach Ryan Ridder. It also improved the Skyhawks to 13-1 in the Kathleen and Tom Elam Center, which is only one victory shy of tying the program's single-season home wins record in the NCAA Division I Era (since 1992).

Parker Stewart topped UT Martin in scoring for the 10th time this season, generating 18 points to go along with five rebounds and three assists. Jalen Myers continued his stellar stretch of play with 15 points, seven rebounds, two assists, two steals and two blocks while KJ Simon (14 points, five rebounds) and Jordan Sears (12 points, team-high four assists) also helped guide the Skyhawks, who went on a 24-0 run in the first half.

The Trojans were led by 19 points off the bench from Isaiah Palermo. CJ White and Ethan Speaker added 10 points apiece but Little Rock was held to 10.5 percent shooting (2-of-19) from three-point range, including an 0-for-16 stretch over the final 35:55 of the contest.



## GAME 28

|   | 1  | 2  | F  |
|---|----|----|----|
|  | 39 | 45 | 84 |
|  | 44 | 46 | 90 |

Thursday, Feb. 16

Kathleen and Tom Elam Center • Martin, Tenn.  
UTM: 17-11 (9-6) • SIUE: 17-11 (8-7)

### UTM ..... HIGH ..... SIUE

Sears (30).....Points.....Minor (20)  
Sears/Nix (8).....Rebounds.....Pruitt (10)  
Sears/Nix (3).....Assists.....Minor/Taylor (4)  
Jeffries (3).....Steals.....3 Tied (1)  
Simon/Sears (1).....Blocks.....LWright/Kurtas (2)

### SEARS' SECOND-HALF SCORING SPREE SENDS SKYHAWKS PAST SIUE, 90-84

Sophomore Jordan Sears poured in a game-best 30 points plus tacked on team-highs of eight rebounds and three assists as UT Martin bested SIUE by a 90-84 margin.

A Daytona Beach, Fla. native, Sears reached the 30-point plateau for the second time this season in Ohio Valley Conference play while his eight boards equaled his career-high. The 5-11, 175-pound speedster knocked down 11 of his 18 field goal tries and went 8-for-10 from the free throw line to lead the team in scoring for the ninth time in the past 11 games.

Parker Stewart accounted for 18 points while Desmond Williams tied a season-high with 16 points off the bench to aid the Skyhawks, who led for 34:38 of clock time.

With the victory, UT Martin improved to 14-1 inside the Elam Center in 2022-23 – tying the program's NCAA Division I Era (since 1992) record for most home wins in a single season. The triumph also clinched a winning season for the Skyhawks – the seventh such campaign since UT Martin transitioned to the NCAA Division I level.

SIUE received 20 points out of Damarco Minor while Ray'Sean Taylor provided 18 points. DeeJuan Pruitt came away with a double-double (12 points, 10 rebounds) and Jalen Hodge tallied 13 points but the Skyhawks tripled up the Cougars in fast break points (18 to six).

## GAME 29

|   | 1  | 2  | F   |
|---|----|----|-----|
|  | 56 | 44 | 100 |
|  | 44 | 47 | 91  |

Saturday, Feb. 18

Hooper Eblen Center • Cookeville, Tenn.  
UTM: 18-11 (10-6) • TTU: 13-16 (9-7)

### UTM ..... HIGH ..... TTU

Stewart (32).....Points.....Sebree (25)  
Simon (10).....Rebounds.....Sebree (10)  
Sears (8).....Assists.....Sebree (5)  
Jeffries/Williams (1).....Steals.....Harvey (2)  
Simon (2).....Blocks.....3 Tied (1)

### UT MARTIN LIGHTS UP THE SCOREBOARD IN THRILLING 100-91 OVC ROAD VICTORY AT TENNESSEE TECH

For the first time in nine years, UT Martin poured in triple digits on the scoreboard against an Ohio Valley Conference opponent as the Skyhawks put on an offensive clinic in a 100-91 victory at Tennessee Tech.

The result was UT Martin's first 100-plus point performance in OVC play since a 100-81 triumph over Tennessee State on Jan. 13, 2014.

The Skyhawks also accomplished a rare individual scoring feat as three players scored at least 20 points for the first time since Jan. 11, 2020. Parker Stewart shot 8-of-9 from three-point range on his way to a 32-point outing, just two point shy of his career-best tally set against McNeese earlier this season. KJ Simon posted his third double-double of the season with 22 points, 10 rebounds while also adding a career-best six assists and two blocks. Chris Nix was also huge in the post, piling up 20 points (on 9-of-12 shooting) with five rebounds and a career-best four assists.

Jordan Sears rounded out UT Martin's double-digit scorers with 12 points and a career-high eight assists. The Skyhawks established season-highs in field goal percentage (.593, 35-of-59) and three-point field goal percentage (.667, 10-for-15) – the latter of which is a school record in a game with double-digit makes. UT Martin also shot 87 percent (20-of-23) from the free throw line.

Tennessee Tech produced four scorers in double figures as Jaylen Sebree's 25 points and 10 rebounds led the way. Brett Thompson chipped in 24 points while Jayvis Harvey and Ty Perry finished with 13 and 10 points, respectively, for the Golden Eagles.

## GAME 30

|   | 1  | 2  | F  |
|---|----|----|----|
|  | 41 | 47 | 88 |
|  | 33 | 49 | 82 |

Thursday, Feb. 23

Kathleen and Tom Elam Center • Martin, Tenn.  
UTM: 18-12 (10-7) • TSU: 18-12 (10-7)

### UTM ..... HIGH ..... TSU

Sears (20).....Points.....Griffin (19)  
Stewart (7).....Rebounds.....Makuoi (8)  
Stewart (5).....Assists.....Clay (11)  
6 Tied (1).....Steals.....Clay (5)  
Stewart (2).....Blocks.....5 Tied (1)

### SKYHAWKS DEALT A CRUSHING 88-82 SETBACK BY TENNESSEE STATE ON SENIOR DAY

UT Martin withstood an 18-point deficit to take a lead with six minutes remaining but could not hang on as Tennessee State escaped with an 88-82 win.

It was a game of runs as the Skyhawks raced out to a 12-4 lead a little over four minutes into the contest. The Tigers responded with a 33-7 run before UT Martin closed out the first half on a 12-2 surge. Trailing by seven points with 11:49 to go, the Skyhawks went on a 16-8 run to take their aforementioned lead at 67-66 with 6:08 left to play. However, Tennessee State scored eight of the next nine points and did not trail the rest of the way.

Jordan Sears was responsible for a game-high 20 points on 9-of-10 shooting while Parker Stewart (16 points plus team-highs of seven rebounds, five assists and two blocks), KJ Simon (16 points) and Jalen Myers (11 points) completed the double-digit scorers for UT Martin, who shot 54.2 percent but only connected on 3-of-15 three-point tries and 15 of its 26 attempts from the free throw stripe.

The Tigers were led by Zion Griffin's 19 points. Adong Makuoi added 16 points and was joined in double figures by Marcus Fitzgerald, Jr. (15 points) and Dedric Boyd (12 points). Jr. Clay also tallied nine points, a game-high 11 assists, five steals and four rebounds as Tennessee State made 12 treys.

2023-24 SKYHAWK MEN'S BASKETBALL



# GAME RECAPS

## GAME 31

|   | 1  | 2  | F  |
|---|----|----|----|
|  | 24 | 34 | 58 |
|  | 32 | 40 | 72 |

Saturday, Feb. 25  
 Ellis T. Johnson Arena • Morehead, Ky.  
 UTM: 18-13 (10-8) • MSU: 21-10 (14-4)

|                    |                   |             |
|--------------------|-------------------|-------------|
| <b>UTM</b> .....   | <b>HIGH</b> ..... | <b>MSU</b>  |
| Sears (17).....    | Points.....       | Wolfe (17)  |
| Miguel (5).....    | Rebounds .....    | Gross (17)  |
| Sears (2).....     | Assists .....     | Freeman (7) |
| Williams (2) ..... | Steals .....      | 4 Tied (1)  |
| None .....         | Blocks .....      | Gross (7)   |

**UT MARTIN FALLS 72-58 AT OVC REGULAR SEASON CHAMPION MOREHEAD STATE**

UT Martin received a game-high scoring effort out of Jordan Sears but it wasn't enough as the Skyhawks fell 72-58 at Ohio Valley Conference regular season champion Morehead State.

UT Martin trailed by eight at the halftime break and pulled within four points (48-44) on a Parker Stewart layup with 11:44 remaining on the clock. However, that was as close as the Skyhawks would get the rest of the way.

Sears paced UT Martin in scoring for the 13th time in 2022-23 – all coming in the final 20 games – with 17 points. Chris Nix joined him in double figures scoring with 10 points while the Skyhawks also received a lift off the bench from Rifen Miguel (eight points, team-high five rebounds in 14 minutes).

Morehead State received 17 points out of Jake Wolfe while Alex Gross managed a double-double (16 points, 17 rebounds) to go along with seven blocks. Drew Thelwell and Mark Freeman also reached double figures scoring with 15 and 13 points, respectively.

## GAME 32

|   | 1  | 2  | F  |
|---|----|----|----|
|  | 36 | 39 | 75 |
|  | 35 | 46 | 81 |

Thursday, March 2  
 Ford Center • Evansville, Ind.  
 UTM: 19-13 • SIUE: 19-14

|                       |                   |             |
|-----------------------|-------------------|-------------|
| <b>UTM</b> .....      | <b>HIGH</b> ..... | <b>SIUE</b> |
| Sears (33).....       | Points.....       | Minor (32)  |
| Nix (6).....          | Rebounds .....    | Minor (9)   |
| Sears (4).....        | Assists .....     | Minor (6)   |
| Sears/Curry (2) ..... | Steals .....      | 5 Tied (1)  |
| Curry (3).....        | Blocks .....      | Sakenis (4) |

**SKYHAWKS HEADED TO OVC FINAL FOUR AFTER DRAMATIC 81-75 TRIUMPH OVER SIUE**

UT Martin rallied from a double-digit deficit with under four minutes to play to post a thrilling 81-75 victory against SIUE in the Ohio Valley Conference Men's Basketball Championship quarterfinal round.



Jordan Sears put on a masterful career-high 33-point performance after leaving the game for three minutes in the second half because of an injury. However, the Skyhawks found a way to get it done, wrapping up the night on a 17-1 run while holding the Cougars to 0-of-their-last-7 shooting down the stretch.

Sears was the maestro in UT Martin's comeback as the All-OVC first teamer recorded 24 points in the second half alone. His old-fashioned three-point play with 36 seconds remaining gave UT Martin a lead it would not relinquish the rest of the way. The sophomore from Daytona Beach, Fla. ended his spectacular evening with an 8-of-13 effort from the field while going 15-for-16 from the free throw line. He also added a team-high four assists, two steals and a block.

Koby Jeffries came up huge with 14 points in 24 minutes off the bench while Desmond Williams contributed 11 points – including a clutch trey with 1:15 to go and a pair of free throws with 17 seconds remaining to extend the Skyhawk lead out to two possessions.

SIUE was led by Damarco Minor's 32 points, nine rebounds and six assists. Lamar Wright also managed 22 points but the fresh Skyhawk legs outscored the Cougars by a 20-2 margin in fast break points.

## GAME 33

|   | 1  | 2  | F  |
|---|----|----|----|
|  | 26 | 37 | 63 |
|  | 26 | 52 | 78 |

Friday, March 3  
 Ford Center • Evansville, Ind.  
 UTM: 19-14 • TTU: 16-16

|                          |                   |             |
|--------------------------|-------------------|-------------|
| <b>UTM</b> .....         | <b>HIGH</b> ..... | <b>TTU</b>  |
| Curry (21).....          | Points.....       | Sebree (28) |
| Curry (9).....           | Rebounds .....    | Sebree (14) |
| Sears/Jeffries (2) ..... | Assists .....     | Harvey (6)  |
| 3 Tied (2).....          | Steals .....      | Wood (2)    |
| Nix (2).....             | Blocks .....      | None        |

**REMARKABLE UT MARTIN SEASON COMES TO AN END IN OVC CHAMPIONSHIP SEMIFINALS**

UT Martin battled throughout the Ohio Valley Conference Championship semifinals but unfortunately the 2022-23 Skyhawk season closed out with a 78-63 setback to No. 2 seed Tennessee Tech.

Dressing out only eight players, UT Martin went on a run just before the halftime break to tie the score up at 26-all. However, the Golden Eagles shot 57.1 percent (16-of-28) and made seven three-pointers over the final 20 minutes and the Skyhawks could not keep pace.

KK Curry was UT Martin's leading scorer, topping the team in that column for the first time all season. The junior forward from Cleveland, Tenn. piled up 21 points and a team-best nine rebounds, knocking down nine of his 14 field goal tries while adding two steals and a block.

Jordan Sears (15 points) and Parker Stewart (11 points, eight rebounds) also scored in double digits for the Skyhawks, who only committed nine turnovers but were held to 17.9 percent (5-for-28) shooting from the three-point arc.

Playing its first game since last Saturday's regular season finale, Tennessee Tech received 28 points and 14 rebounds out of Jaylen Sebree while Brett Thompson chipped in 19 points.



# SUPERLATIVE STATISTICS

## UT Martin - TEAM GAME HIGHS

|                       |              |                                  |
|-----------------------|--------------|----------------------------------|
| POINTS                | 124          | CHAMPION CHRISTIAN (11/12/22)    |
|                       | 120          | CROWLEY'S RIDGE (12/19/22)       |
|                       | 103          | BETHEL (12/13/22)                |
|                       | 100          | at Tennessee Tech (02/18/23)     |
|                       | 96           | HARRIS-STOWE (11/15/22)          |
| FIELD GOALS MADE      | 52           | CHAMPION CHRISTIAN (11/12/22)    |
|                       | 43           | CROWLEY'S RIDGE (12/19/22)       |
| FIELD GOAL ATTEMPTS   | 89           | CHAMPION CHRISTIAN (11/12/22)    |
|                       | 79           | CROWLEY'S RIDGE (12/19/22)       |
| FIELD GOAL PERCENTAGE | .593 (35-59) | at Tennessee Tech (02/18/23)     |
|                       | .584 (52-89) | CHAMPION CHRISTIAN (11/12/22)    |
| 3 PT FIELD GOALS MADE | 17           | BETHEL (12/13/22)                |
|                       | 15           | CROWLEY'S RIDGE (12/19/22)       |
| 3 PT FG ATTEMPTS      | 38           | CROWLEY'S RIDGE (12/19/22)       |
|                       | 37           | HARRIS-STOWE (11/15/22)          |
| 3 PT FG PERCENTAGE    | .667 (10-15) | at Tennessee Tech (02/18/23)     |
|                       | .531 (17-32) | BETHEL (12/13/22)                |
| FREE THROWS MADE      | 30           | SOUTHEAST MISSOURI (01/05/23)    |
|                       | 24           | vs SIUE (03/02/23)               |
| FREE THROW ATTEMPTS   | 38           | SOUTHEAST MISSOURI (01/05/23)    |
|                       | 34           | LINDENWOOD (01/26/23)            |
| FREE THROW PERCENTAGE | .889 (24-27) | vs SIUE (03/02/23)               |
|                       | .889 (8-9)   | TENNESSEE TECH (01/07/23)        |
| REBOUNDS              | 58           | CHAMPION CHRISTIAN (11/12/22)    |
|                       | 56           | CROWLEY'S RIDGE (12/19/22)       |
| ASSISTS               | 32           | CHAMPION CHRISTIAN (11/12/22)    |
|                       | 26           | CROWLEY'S RIDGE (12/19/22)       |
| STEALS                | 18           | CHAMPION CHRISTIAN (11/12/22)    |
|                       | 12           | at Ole Miss (11/18/22)           |
| BLOCKED SHOTS         | 12           | HARRIS-STOWE (11/15/22)          |
|                       | 7            | vs SIUE (03/02/23)               |
| TURNOVERS             | 7            | LINDENWOOD (01/26/23)            |
|                       | 21           | at Southeast Missouri (01/19/23) |
| FOULS                 | 19           | at Ole Miss (11/18/22)           |
|                       | 28           | at Ole Miss (11/18/22)           |
|                       | 27           | at Pitt (11/07/22)               |

2023-24 SKYHAWK MEN'S BASKETBALL



# SUPERLATIVE STATISTICS

## Opponent - GAME HIGHS

|                       |              |                                  |
|-----------------------|--------------|----------------------------------|
| POINTS                | 91           | at Tennessee Tech (02/18/23)     |
|                       | 90           | at UNC Asheville (12/03/22)      |
|                       | 90           | at Youngstown State (11/09/22)   |
|                       | 89           | at SIUE (02/02/23)               |
|                       | 88           | TENNESSEE STATE (02/23/23)       |
|                       | 88           | at Little Rock (12/29/22)        |
| FIELD GOALS MADE      | 33           | at SIUE (02/02/23)               |
|                       | 32           | at Tennessee Tech (02/18/23)     |
|                       | 32           | MCNEESE (11/28/22)               |
|                       | 32           | at Youngstown State (11/09/22)   |
| FIELD GOAL ATTEMPTS   | 77           | LITTLE ROCK (02/11/23)           |
|                       | 76           | SOUTHEAST MISSOURI (01/05/23)    |
| FIELD GOAL PERCENTAGE | .564 (31-55) | at UNC Asheville (12/03/22)      |
|                       | .509 (29-57) | at Lindenwood (02/04/23)         |
| 3 PT FIELD GOALS MADE | 13           | SOUTHERN INDIANA (01/28/23)      |
|                       | 13           | TENNESSEE TECH (01/07/23)        |
|                       | 13           | SOUTHEAST MISSOURI (01/05/23)    |
|                       | 13           | CHAMPION CHRISTIAN (11/12/22)    |
| 3 PT FG ATTEMPTS      | 43           | SOUTHERN INDIANA (01/28/23)      |
|                       | 41           | at Pitt (11/07/22)               |
| 3 PT FG PERCENTAGE    | .476 (10-21) | at Lindenwood (02/04/23)         |
|                       | .438 (7-16)  | at Little Rock (12/29/22)        |
| FREE THROWS MADE      | 25           | at Little Rock (12/29/22)        |
|                       | 25           | at Ole Miss (11/18/22)           |
| FREE THROW ATTEMPTS   | 38           | at Little Rock (12/29/22)        |
|                       | 38           | at Ole Miss (11/18/22)           |
| FREE THROW PERCENTAGE | .923 (12-13) | at Lindenwood (02/04/23)         |
|                       | .913 (21-23) | MOREHEAD STATE (12/31/22)        |
| REBOUNDS              | 51           | at Pitt (11/07/22)               |
|                       | 50           | SOUTHERN INDIANA (01/28/23)      |
| ASSISTS               | 21           | at Pitt (11/07/22)               |
|                       | 20           | EASTERN ILLINOIS (01/21/23)      |
|                       | 20           | PRAIRIE VIEW A&M (11/20/22)      |
| STEALS                | 11           | TENNESSEE STATE (02/23/23)       |
|                       | 11           | at Southeast Missouri (01/19/23) |
|                       | 11           | at Ole Miss (11/18/22)           |
| BLOCKED SHOTS         | 10           | at Morehead State (02/25/23)     |
|                       | 10           | at Pitt (11/07/22)               |
| TURNOVERS             | 23           | CHAMPION CHRISTIAN (11/12/22)    |
|                       | 19           | at Southern Indiana (01/14/23)   |
|                       | 19           | HARRIS-STOWE (11/15/22)          |
| FOULS                 | 25           | SOUTHEAST MISSOURI (01/05/23)    |
|                       | 23           | LINDENWOOD (01/26/23)            |
|                       | 23           | at Little Rock (12/29/22)        |

2023-24 UT MARTIN MEN'S BASKETBALL



# SUPERLATIVE STATISTICS

## UT Martin - GAME LOWS

|                       |              |                                  |
|-----------------------|--------------|----------------------------------|
| POINTS                | 58           | at Pitt (11/07/22)               |
|                       | 58           | at Morehead State (02/25/23)     |
|                       | 63           | vs Tennessee Tech (03/03/23)     |
|                       | 64           | at Arkansas State (11/22/22)     |
|                       | 64           | MOREHEAD STATE (12/31/22)        |
| FIELD GOALS MADE      | 20           | at Pitt (11/07/22)               |
|                       | 20           | LINDENWOOD (01/26/23)            |
| FIELD GOAL ATTEMPTS   | 48           | LINDENWOOD (01/26/23)            |
|                       | 52           | SOUTHEAST MISSOURI (01/05/23)    |
|                       | 52           | at Southeast Missouri (01/19/23) |
| FIELD GOAL PERCENTAGE | .323 (20-62) | at Pitt (11/07/22)               |
|                       | .350 (21-60) | at Southern Indiana (01/14/23)   |
| 3 PT FIELD GOALS MADE | 2            | MOREHEAD STATE (12/31/22)        |
|                       | 3            | at Pitt (11/07/22)               |
|                       | 3            | at Southern Indiana (01/14/23)   |
|                       | 3            | TENNESSEE STATE (02/23/23)       |
|                       | 3            | at Morehead State (02/25/23)     |
| 3 PT FG ATTEMPTS      | 12           | at Morehead State (02/25/23)     |
|                       | 15           | at Youngstown State (11/09/22)   |
|                       | 15           | MOREHEAD STATE (12/31/22)        |
|                       | 15           | SOUTHEAST MISSOURI (01/05/23)    |
|                       | 15           | at Tennessee Tech (02/18/23)     |
|                       | 15           | TENNESSEE STATE (02/23/23)       |
| 3 PT FG PERCENTAGE    | .120 (3-25)  | at Southern Indiana (01/14/23)   |
|                       | .133 (2-15)  | MOREHEAD STATE (12/31/22)        |
| FREE THROWS MADE      | 8            | at UNC Asheville (12/03/22)      |
|                       | 8            | TENNESSEE TECH (01/07/23)        |
|                       | 8            | vs Tennessee Tech (03/03/23)     |
| FREE THROW ATTEMPTS   | 9            | TENNESSEE TECH (01/07/23)        |
|                       | 11           | at UNC Asheville (12/03/22)      |
| FREE THROW PERCENTAGE | .550 (11-20) | at Youngstown State (11/09/22)   |
|                       | .571 (8-14)  | vs Tennessee Tech (03/03/23)     |
| REBOUNDS              | 27           | at UNC Asheville (12/03/22)      |
|                       | 29           | at Arkansas State (11/22/22)     |
| ASSISTS               | 5            | vs Tennessee Tech (03/03/23)     |
|                       | 6            | MOREHEAD STATE (12/31/22)        |
|                       | 6            | at Morehead State (02/25/23)     |
| STEALS                | 2            | at Tennessee Tech (02/18/23)     |
|                       | 3            | at Little Rock (12/29/22)        |
| BLOCKED SHOTS         | 0            | at Southeast Missouri (01/19/23) |
|                       | 0            | at SIUE (02/02/23)               |
|                       | 0            | at Morehead State (02/25/23)     |
| TURNOVERS             | 6            | CROWLEY'S RIDGE (12/19/22)       |
|                       | 7            | at Lindenwood (02/04/23)         |
| FOULS                 | 8            | LINDENWOOD (01/26/23)            |
|                       | 9            | CHAMPION CHRISTIAN (11/12/22)    |

2023-24 SKYHAWK MEN'S BASKETBALL



# SUPERLATIVE STATISTICS

## Opponent - GAME LOWS

|                       |              |                                  |
|-----------------------|--------------|----------------------------------|
| POINTS                | 53           | HARRIS-STOWE (11/15/22)          |
|                       | 57           | MOREHEAD STATE (12/31/22)        |
|                       | 59           | CROWLEY'S RIDGE (12/19/22)       |
|                       | 59           | LINDENWOOD (01/26/23)            |
|                       | 60           | at Southeast Missouri (01/19/23) |
| FIELD GOALS MADE      | 16           | MOREHEAD STATE (12/31/22)        |
|                       | 19           | at Tennessee State (01/12/23)    |
| FIELD GOAL ATTEMPTS   | 52           | MOREHEAD STATE (12/31/22)        |
|                       | 54           | at Ole Miss (11/18/22)           |
| FIELD GOAL PERCENTAGE | .308 (16-52) | MOREHEAD STATE (12/31/22)        |
|                       | .317 (20-63) | at Southeast Missouri (01/19/23) |
| 3 PT FIELD GOALS MADE | 2            | LITTLE ROCK (02/11/23)           |
|                       | 3            | CROWLEY'S RIDGE (12/19/22)       |
|                       | 3            | at Southeast Missouri (01/19/23) |
| 3 PT FG ATTEMPTS      | 15           | BETHEL (12/13/22)                |
|                       | 16           | at Little Rock (12/29/22)        |
| 3 PT FG PERCENTAGE    | .105 (2-19)  | LITTLE ROCK (02/11/23)           |
|                       | .136 (3-22)  | at Southeast Missouri (01/19/23) |
| FREE THROWS MADE      | 2            | LINDENWOOD (01/26/23)            |
|                       | 3            | LITTLE ROCK (02/11/23)           |
| FREE THROW ATTEMPTS   | 4            | LINDENWOOD (01/26/23)            |
|                       | 6            | CHAMPION CHRISTIAN (11/12/22)    |
|                       | 6            | LITTLE ROCK (02/11/23)           |
| FREE THROW PERCENTAGE | .296 (8-27)  | MCNEESE (11/28/22)               |
|                       | .462 (6-13)  | HARRIS-STOWE (11/15/22)          |
| REBOUNDS              | 24           | at Southeast Missouri (01/19/23) |
|                       | 24           | at Tennessee Tech (02/18/23)     |
| ASSISTS               | 6            | at Tennessee State (01/12/23)    |
|                       | 7            | at Southeast Missouri (01/19/23) |
| STEALS                | 2            | BETHEL (12/13/22)                |
|                       | 3            | at Bowling Green (12/17/22)      |
|                       | 3            | at Lindenwood (02/04/23)         |
|                       | 3            | SIUE (02/16/23)                  |
|                       | 3            | vs Tennessee Tech (03/03/23)     |
| BLOCKED SHOTS         | 0            | vs Tennessee Tech (03/03/23)     |
|                       | 1            | SOUTHEAST MISSOURI (01/05/23)    |
|                       | 1            | EASTERN ILLINOIS (01/21/23)      |
|                       | 1            | at SIUE (02/02/23)               |
| TURNOVERS             | 4            | at Tennessee Tech (02/18/23)     |
|                       | 7            | SOUTHEAST MISSOURI (01/05/23)    |
| FOULS                 | 11           | HARRIS-STOWE (11/15/22)          |
|                       | 11           | TENNESSEE TECH (01/07/23)        |

2023-24 UT MARTIN MEN'S BASKETBALL



# SUPERLATIVE STATISTICS

## UT Martin - INDIVIDUAL GAME HIGHS

|                          |              |   |
|--------------------------|--------------|---|
| Points                   | 34           | STEWART, Parker vs McNeese (11/28/22)           |
|                          | 33           | SEARS, Jordan vs SIUE (03/02/23)                |
|                          | 32           | STEWART, Parker at Tennessee Tech (02/18/23)    |
|                          | 32           | SEARS, Jordan vs Southern Indiana (01/28/23)    |
|                          | 30           | SEARS, Jordan vs SIUE (02/16/23)                |
| Field Goals Made         | 11           | STEWART, Parker at Tennessee Tech (02/18/23)    |
|                          | 11           | SEARS, Jordan vs SIUE (02/16/23)                |
|                          | 11           | SEARS, Jordan vs Southern Indiana (01/28/23)    |
|                          | 11           | STEWART, Parker vs McNeese (11/28/22)           |
|                          | 11           | NIX, Chris vs Champion Christian (11/12/22)     |
|                          | 11           | MYERS, Jalen vs Champion Christian (11/12/22)   |
| Field Goal Att.          | 19           | SEARS, Jordan at Lindenwood (02/04/23)          |
|                          | 19           | SEARS, Jordan vs Southern Indiana (01/28/23)    |
|                          | 19           | SIMON, KJ at Little Rock (12/29/22)             |
| FG Pct (min 5 made)      | 1.000 (7-7)  | NIX, Chris vs Eastern Illinois (01/21/23)       |
|                          | .917 (11-12) | NIX, Chris vs Champion Christian (11/12/22)     |
| 3-Point FG Made          | 8            | STEWART, Parker at Tennessee Tech (02/18/23)    |
|                          | 8            | STEWART, Parker vs Crowley's Ridge (12/19/22)   |
| 3-Point FG Att.          | 12           | WILLIAMS, Desmond at Bowling Green (12/17/22)   |
|                          | 12           | WILLIAMS, Desmond vs Chicago State (12/11/22)   |
| 3-Pt FG Pct (min 3 made) | 1.000 (4-4)  | SIMON, KJ vs Southern Indiana (01/28/23)        |
|                          | .889 (8-9)   | STEWART, Parker at Tennessee Tech (02/18/23)    |
| Free Throws Made         | 15           | SEARS, Jordan vs SIUE (03/02/23)                |
|                          | 9            | SEARS, Jordan vs Lindenwood (01/26/23)          |
|                          | 9            | JEFFRIES, Koby vs Southeast Missouri (01/05/23) |
|                          | 9            | SEARS, Jordan vs Prairie View A&M (11/20/22)    |
| Free Throw Att.          | 16           | SEARS, Jordan vs SIUE (03/02/23)                |
|                          | 13           | SIMON, KJ vs McNeese (11/28/22)                 |
|                          | 1.000 (7-7)  | SEARS, Jordan at Eastern Illinois (02/09/23)    |
| FT Pct (min 6 made)      | 1.000 (6-6)  | JEFFRIES, Koby vs SIUE (03/02/23)               |
|                          | 1.000 (6-6)  | SEARS, Jordan at Tennessee Tech (02/18/23)      |
|                          | 1.000 (6-6)  | SEARS, Jordan at Tennessee Tech (02/18/23)      |
| Rebounds                 | 16           | CURRY, KK vs Morehead State (12/31/22)          |
|                          | 13           | CURRY, KK vs Southeast Missouri (01/05/23)      |
| Assists                  | 8            | SEARS, Jordan at Tennessee Tech (02/18/23)      |
|                          | 6            | SIMON, KJ at Tennessee Tech (02/18/23)          |
|                          | 6            | SIMON, KJ vs Eastern Illinois (01/21/23)        |
|                          | 6            | JEFFRIES, Koby vs McNeese (11/28/22)            |
|                          | 6            | JEFFRIES, Koby vs Champion Christian (11/12/22) |
|                          | 6            | STEWART, Parker vs Harris-Stowe (11/15/22)      |
| Steals                   | 5            | SIMON, KJ at Southeast Missouri (01/19/23)      |
|                          | 5            | WILLIAMS, Desmond vs Chicago State (12/11/22)   |
|                          | 5            | SIMON, KJ vs Southern Indiana (01/28/23)        |
| Blocked Shots            | 5            | SIMON, KJ vs Lindenwood (01/26/23)              |
|                          | 5            | SIMON, KJ vs Lindenwood (01/26/23)              |
| Turnovers                | 6            | SIMON, KJ at Southeast Missouri (01/19/23)      |
|                          | 5            | STEWART, Parker vs Eastern Illinois (01/21/23)  |
|                          | 5            | STEWART, Parker at Pitt (11/07/22)              |
|                          | 5            | SIMON, KJ at Pitt (11/07/22)                    |

2023-24 SKYHAWK MEN'S BASKETBALL



# SUPERLATIVE STATISTICS

## OPPONENT INDIVIDUAL GAME HIGHS

|                          |               |  |
|--------------------------|---------------|--|
| Points                   | 32            | Damarco Minor vs SIUE (03/02/23)                 |
|                          | 29            | Trae English vs McNeese (11/28/22)               |
|                          | 29            | Xavier Hall vs Champion Christian (11/12/22)     |
|                          | 28            | Jaylen Sebree vs Tennessee Tech (03/03/23)       |
|                          | 28            | Phillip Russell vs Southeast Missouri (01/05/23) |
| Field Goals Made         | 11            | Damarco Minor vs SIUE (03/02/23)                 |
|                          | 11            | Jahsean Corbett vs Chicago State (12/11/22)      |
|                          | 11            | Trae English vs McNeese (11/28/22)               |
| Field Goal Att.          | 21            | Alex Nunnally vs Harris-Stowe (11/15/22)         |
|                          | 20            | Phillip Russell vs Southeast Missouri (01/05/23) |
|                          | 20            | Trae English vs McNeese (11/28/22)               |
| FG Pct (min 5 made)      | .857 (6-7)    | Federiko Federiko at Pitt (11/07/22)             |
|                          | .750 (9-12)   | Jacob Polakovich at Southern Indiana (01/14/23)  |
|                          | .750 (9-12)   | Connor Guthrie vs Bethel (12/13/22)              |
|                          | .750 (6-8)    | Adong Makuoi vs Tennessee State (02/23/23)       |
|                          | .750 (6-8)    | Tajion Jones at UNC Asheville (12/03/22)         |
| 3-Point FG Made          | 7             | Xavier Hall vs Champion Christian (11/12/22)     |
|                          | 6             | Phillip Russell vs Southeast Missouri (01/05/23) |
| 3-Point FG Att.          | 13            | Trevor Lakes vs Southern Indiana (01/28/23)      |
|                          | 13            | Phillip Russell vs Southeast Missouri (01/05/23) |
|                          | 1.000 (3-3)   | CJ Lane at Eastern Illinois (02/09/23)           |
| 3-Pt FG Pct (min 3 made) | 1.000 (3-3)   | Jacob Tracey at Lindenwood (02/04/23)            |
|                          | 1.000 (3-3)   | Markise Davis at Arkansas State (11/22/22)       |
|                          | 1.000 (3-3)   | Myron Gardner at Little Rock (12/29/22)          |
|                          | 1.000 (3-3)   | Drew Pember at UNC Asheville (12/03/22)          |
| Free Throws Made         | 13            | Myron Gardner at Little Rock (12/29/22)          |
|                          | 12            | Drew Pember at UNC Asheville (12/03/22)          |
|                          | 19            | Myron Gardner at Little Rock (12/29/22)          |
|                          | 12            | Brett Thompson vs Tennessee Tech (03/03/23)      |
|                          | 12            | Jr. Clay at Tennessee State (01/12/23)           |
| Free Throw Att.          | 12            | Drew Pember at UNC Asheville (12/03/22)          |
|                          | 1.000 (12-12) | Drew Pember at UNC Asheville (12/03/22)          |
|                          | 1.000 (6-6)   | Jaylen Sebree vs Tennessee Tech (03/03/23)       |
|                          | 1.000 (6-6)   | Mark Freeman vs Morehead State (12/31/22)        |
|                          | 1.000 (6-6)   | Drew Thelwell vs Morehead State (12/31/22)       |
|                          | 1.000 (6-6)   | Kortrijk Miles vs Prairie View A&M (11/20/22)    |
| Rebounds                 | 20            | Jacob Polakovich vs Southern Indiana (01/28/23)  |
|                          | 17            | Alex Gross at Morehead State (02/25/23)          |
| Assists                  | 11            | Jr. Clay vs Tennessee State (02/23/23)           |
|                          | 8             | Caleb Donaldson at Eastern Illinois (02/09/23)   |
| Steals                   | 6             | Will Douglas vs Prairie View A&M (11/20/22)      |
|                          | 5             | Jr. Clay vs Tennessee State (02/23/23)           |
|                          | 5             | Myles Burns at Ole Miss (11/18/22)               |
| Blocked Shots            | 7             | Alex Gross at Morehead State (02/25/23)          |
|                          | 5             | Drew Pember at UNC Asheville (12/03/22)          |
| Turnovers                | 8             | Jacob Polakovich at Southern Indiana (01/14/23)  |
|                          | 5             | DeeJuan Pruitt vs SIUE (02/16/23)                |
|                          | 5             | Caleb Donaldson at Eastern Illinois (02/09/23)   |
|                          | 5             | Keenon Cole vs Lindenwood (01/26/23)             |
|                          | 5             | Omar El-Sheikh at Arkansas State (11/22/22)      |
|                          | 5             | Alex Nunnally vs Harris-Stowe (11/15/22)         |

2023-24 UT MARTIN MEN'S BASKETBALL



# SECTION V

HISTORY AND RECORDS



# SEASON/CAREER RECORDS

## INDIVIDUAL SEASON

|                                      |                                |  |                               |
|--------------------------------------|--------------------------------|--|-------------------------------|
| <b>POINTS</b>                        |                                |  | 8. 134 Benzor Simmons 2010-11 |
| 1. 880 Lester Hudson 2008-09         | t9. 133 Twymond Howard 2015-16 |  | t9. 133 Jeremy Kelly 2005-06  |
| 2. 847 Lester Hudson 2007-08         |                                |  |                               |
| 3. 664 Mike Meschede 1987-88         |                                |  |                               |
| 4. 625 Marcus Glass 1985-86          |                                |  |                               |
| 5. 616 Michael Hart 1995-96          |                                |  |                               |
| 6. 586 Quintin Dove 2019-20          |                                |  |                               |
| 7. 573 Jerry Davis 1982-83           |                                |  |                               |
| 8. 566 Jacolby Mobley 2016-17        |                                |  |                               |
| 9. 565 Marquis Weddle 2007-08        |                                |  |                               |
| 10. 546 Mitch Stentiford 1983-84     |                                |  |                               |
| <b>FREE THROWS ATTEMPTED</b>         |                                |  |                               |
| 1. 210 Marcus Glass 1985-86          |                                |  |                               |
| 2. 194 Myles Taylor 2012-13          |                                |  |                               |
| 3. 190 Jared Newson 2004-05          |                                |  |                               |
| 4. 188 Tim Britt 1991-92             |                                |  |                               |
| t5. 182 Mike Meschede 1987-88        |                                |  |                               |
| t5. 182 Jared Newson 2005-06         |                                |  |                               |
| 7. 180 Twymond Howard 2015-16        |                                |  |                               |
| 8. 179 Quintin Dove 2019-20          |                                |  |                               |
| 9. 176 Jerry Davis 1982-83           |                                |  |                               |
| 10. 173 Jeremy Kelly 2005-06         |                                |  |                               |
| <b>FIELD GOALS MADE</b>              |                                |  |                               |
| 1. 313 Lester Hudson 2008-09         |                                |  |                               |
| 2. 291 Lester Hudson 2007-08         |                                |  |                               |
| 3. 246 Michael Hart 1995-96          |                                |  |                               |
| 4. 235 Marcus Glass 1985-86          |                                |  |                               |
| 5. 227 Jerry Davis 1982-83           |                                |  |                               |
| t6. 214 Mitch Stentiford 1983-84     |                                |  |                               |
| t6. 214 Gus Rudolph 1982-83          |                                |  |                               |
| t8. 213 Quintin Dove 2019-20         |                                |  |                               |
| t8. 213 Larry Carter 1976-77         |                                |  |                               |
| t8. 213 Don McDonald 1969-70         |                                |  |                               |
| <b>FIELD GOALS ATTEMPTED</b>         |                                |  |                               |
| 1. 697 Lester Hudson 2008-09         |                                |  |                               |
| 2. 627 Lester Hudson 2007-08         |                                |  |                               |
| 3. 506 Marcus Glass 1985-86          |                                |  |                               |
| 4. 487 Marquis Weddle 2007-08        |                                |  |                               |
| 5. 469 Mike Meschede 1987-88         |                                |  |                               |
| 6. 461 KJ Simon 2021-22              |                                |  |                               |
| 7. 456 Don McDonald 1969-70          |                                |  |                               |
| 8. 450 Matthew Butler 2017-18        |                                |  |                               |
| 9. 449 Mitch Stentiford 1983-84      |                                |  |                               |
| 10. 448 Mike Liabo 2011-12           |                                |  |                               |
| <b>3-POINT FIELD GOALS MADE</b>      |                                |  |                               |
| 1. 124 Lester Hudson 2007-08         |                                |  |                               |
| 2. 106 Lester Hudson 2008-09         |                                |  |                               |
| 3. 99 Marquis Weddle 2007-08         |                                |  |                               |
| 4. 98 Earl Bullock 2002-03           |                                |  |                               |
| 5. 95 Jacolby Mobley 2016-17         |                                |  |                               |
| t6. 94 Alex Anderson 2015-16         |                                |  |                               |
| t6. 94 Alex Anderson 2014-15         |                                |  |                               |
| t6. 94 Mike Meschede 1987-88         |                                |  |                               |
| 9. 92 Marquis Weddle 2008-09         |                                |  |                               |
| 10. 91 DeWayne Powell 1995-96        |                                |  |                               |
| <b>3-POINT FIELD GOALS ATTEMPTED</b> |                                |  |                               |
| 1. 320 Lester Hudson 2007-08         |                                |  |                               |
| 2. 299 Lester Hudson 2008-09         |                                |  |                               |
| 3. 294 Marquis Weddle 2007-08        |                                |  |                               |
| 4. 278 Earl Bullock 2002-03          |                                |  |                               |
| 5. 273 Marquis Weddle 2008-09        |                                |  |                               |
| 6. 261 Alex Anderson 2015-16         |                                |  |                               |
| 7. 259 Jacolby Mobley 2016-17        |                                |  |                               |
| 8. 258 Matthew Butler 2017-18        |                                |  |                               |
| 9. 251 DeWayne Powell 1995-96        |                                |  |                               |
| 10. 234 Parker Stewart 2022-23       |                                |  |                               |
| <b>FREE THROWS MADE</b>              |                                |  |                               |
| 1. 150 Marcus Glass 1985-86          |                                |  |                               |
| 2. 148 Lester Hudson 2008-09         |                                |  |                               |
| 3. 147 Mike Meschede 1987-88         |                                |  |                               |
| 4. 145 Myles Taylor 2012-13          |                                |  |                               |
| t5. 141 Jared Newson 2004-05         |                                |  |                               |
| t5. 141 Lester Hudson 2007-08        |                                |  |                               |
| 7. 140 Quintin Dove 2019-20          |                                |  |                               |

## INDIVIDUAL CAREER

|                                      |                               |  |                                 |
|--------------------------------------|-------------------------------|--|---------------------------------|
| <b>POINTS</b>                        |                               |  | 6. 289 Lester Hudson 2007-09    |
| 1. 1734 Myles Taylor 2011-16         | 7. 284 Cleve Woodfork 2003-07 |  | 8. 282 Mitch Stentiford 1981-84 |
| 2. 1729 Mike Meschede 1984-88        | 9. 280 DeWayne Powell 1992-96 |  | 10. 263 Don Hubbard 1978-82     |
| 3. 1727 Lester Hudson 2007-09        |                               |  |                                 |
| 4. 1626 DeWayne Powell 1992-96       |                               |  |                                 |
| 5. 1523 Mike Liabo 2010-14           |                               |  |                                 |
| 6. 1347 Jared Newson 2003-06         |                               |  |                                 |
| 7. 1332 Mitch Stentiford 1981-84     |                               |  |                                 |
| 8. 1304 Marquis Weddle 2007-10       |                               |  |                                 |
| 9. 1213 Jeremy Kelly 2001-06         |                               |  |                                 |
| 10. 1130 Benzor Simmons 2007-11      |                               |  |                                 |
| <b>FREE THROWS ATTEMPTED</b>         |                               |  |                                 |
| 1. 705 Myles Taylor 2011-16          |                               |  |                                 |
| 2. 526 Jared Newson 2003-06          |                               |  |                                 |
| 3. 510 Mike Meschede 1984-88         |                               |  |                                 |
| 4. 420 Benzor Simmons 2007-11        |                               |  |                                 |
| 5. 412 Cleve Woodfork 2003-07        |                               |  |                                 |
| 6. 378 Jeremy Kelly 2001-06          |                               |  |                                 |
| 7. 361 Terence Smith 2010-14         |                               |  |                                 |
| t8. 348 Tim Britt 1991-93            |                               |  |                                 |
| t8. 348 Don Hubbard 1978-82          |                               |  |                                 |
| 10. 344 Mitch Stentiford 1981-84     |                               |  |                                 |
| <b>FIELD GOALS MADE</b>              |                               |  |                                 |
| 1. 604 Lester Hudson 2007-09         |                               |  |                                 |
| 2. 588 Myles Taylor 2011-16          |                               |  |                                 |
| 3. 575 Mike Meschede 1984-88         |                               |  |                                 |
| 4. 529 Mike Liabo 2010-14            |                               |  |                                 |
| 5. 525 Mitch Stentiford 1981-84      |                               |  |                                 |
| 6. 522 DeWayne Powell 1992-96        |                               |  |                                 |
| 7. 458 Marquis Weddle 2007-10        |                               |  |                                 |
| 8. 452 Jared Newson 2003-06          |                               |  |                                 |
| 9. 443 Michael Hart 1994-96          |                               |  |                                 |
| 10. 432 Don Hubbard 1978-82          |                               |  |                                 |
| <b>FIELD GOALS ATTEMPTED</b>         |                               |  |                                 |
| 1. 1421 Mike Liabo 2010-14           |                               |  |                                 |
| 2. 1324 Lester Hudson 2007-09        |                               |  |                                 |
| 3. 1272 Mike Meschede 1984-88        |                               |  |                                 |
| 4. 1206 DeWayne Powell 1992-96       |                               |  |                                 |
| 5. 1186 Marquis Weddle 2007-10       |                               |  |                                 |
| 6. 1128 Myles Taylor 2011-16         |                               |  |                                 |
| 7. 1054 Mitch Stentiford 1981-84     |                               |  |                                 |
| 8. 1016 Jared Newson 2003-06         |                               |  |                                 |
| 9. 1003 Jeremy Kelly 2001-06         |                               |  |                                 |
| 10. 913 Don Hubbard 1978-82          |                               |  |                                 |
| <b>REBOUNDS</b>                      |                               |  |                                 |
| 1. 794 Mike Rudolph 1967-70          |                               |  |                                 |
| 2. 765 Myles Taylor 2011-16          |                               |  |                                 |
| 3. 649 Ryan DeMichael 1995-00        |                               |  |                                 |
| 4. 592 Will Lewis 2003-07            |                               |  |                                 |
| 5. 567 Darrell Smith 1980-82         |                               |  |                                 |
| 6. 564 Marcus Glass 1984-86          |                               |  |                                 |
| 7. 545 Cleve Woodfork 2003-07        |                               |  |                                 |
| 8. 535 Jared Newson 2003-06          |                               |  |                                 |
| 9. 513 Lester Hudson 2007-09         |                               |  |                                 |
| 10. 512 Javier Martinez 2013-17      |                               |  |                                 |
| <b>ASSISTS</b>                       |                               |  |                                 |
| 1. 424 Kyle Herrin 1983-87           |                               |  |                                 |
| 2. 369 Larry Martin 1981-83          |                               |  |                                 |
| 3. 359 Jeremy Kelly 2001-06          |                               |  |                                 |
| 4. 339 Arthur Boykin 1972-75         |                               |  |                                 |
| 5. 330 DeWayne Powell 1992-96        |                               |  |                                 |
| 6. 287 Terry Pearcy 1974-78          |                               |  |                                 |
| 7. 283 Lester Hudson 2007-09         |                               |  |                                 |
| 8. 260 Andrae Betts 1998-00          |                               |  |                                 |
| 9. 257 Mike Meschede 1984-88         |                               |  |                                 |
| 10. 247 Mike Liabo 2010-14           |                               |  |                                 |
| <b>3-POINT FIELD GOALS MADE</b>      |                               |  |                                 |
| 1. 302 DeWayne Powell 1992-96        |                               |  |                                 |
| 2. 246 Mike Liabo 2010-14            |                               |  |                                 |
| 3. 239 Marquis Weddle 2007-10        |                               |  |                                 |
| 4. 230 Lester Hudson 2007-09         |                               |  |                                 |
| 5. 188 Alex Anderson 2014-16         |                               |  |                                 |
| 6. 172 Matthew Butler 2016-18        |                               |  |                                 |
| 7. 160 Jacolby Mobley 2015-17        |                               |  |                                 |
| 8. 158 Parker Stewart 2019-20, 22-23 |                               |  |                                 |
| 9. 152 Earl Bullock 2002-05          |                               |  |                                 |
| 10. 147 Demarko Wright 1993-97       |                               |  |                                 |
| <b>3-POINT FIELD GOALS ATTEMPTED</b> |                               |  |                                 |
| 1. 763 DeWayne Powell 1992-96        |                               |  |                                 |
| 2. 723 Mike Liabo 2010-14            |                               |  |                                 |
| 3. 704 Marquis Weddle 2007-10        |                               |  |                                 |
| 4. 619 Lester Hudson 2007-09         |                               |  |                                 |
| 5. 477 Matthew Butler 2016-18        |                               |  |                                 |
| 6. 470 Earl Bullock 2002-05          |                               |  |                                 |
| 7. 457 Alex Anderson 2014-16         |                               |  |                                 |
| 8. 448 Jacolby Mobley 2015-17        |                               |  |                                 |
| 9. 438 Parker Stewart 2019-20, 22-23 |                               |  |                                 |
| 10. 423 Jeremy Kelly 2001-06         |                               |  |                                 |
| <b>BLOCKS</b>                        |                               |  |                                 |
| 1. 183 Jack Bendure 1969-72          |                               |  |                                 |
| 2. 126 Jeremy Sargent 2000-02        |                               |  |                                 |
| t2. 126 Ryan DeMichael 1995-99       |                               |  |                                 |
| 4. 88 Roy Cotton 1986-88             |                               |  |                                 |
| 5. 84 Myles Taylor 2011-16           |                               |  |                                 |
| 6. 77 Fred Sanders 1971-73           |                               |  |                                 |
| 7. 73 KJ Simon 2021-23               |                               |  |                                 |
| 8. 70 Marcus Glass 1984-86           |                               |  |                                 |
| 9. 64 Will Lewis 2003-07             |                               |  |                                 |
| 10. 60 Kenan Asceric 2000-04         |                               |  |                                 |
| <b>STEALS</b>                        |                               |  |                                 |
| 1. 263 DeWayne Powell 1992-96        |                               |  |                                 |
| 2. 175 Jeremy Kelly 2001-06          |                               |  |                                 |
| 3. 169 Lester Hudson 2007-09         |                               |  |                                 |
| 4. 154 Mike Meschede 1984-88         |                               |  |                                 |
| 5. 132 Andrae Betts 1998-00          |                               |  |                                 |
| 6. 131 Larry Martin 1981-83          |                               |  |                                 |
| 7. 128 Jared Newson 2003-06          |                               |  |                                 |
| 8. 120 Marcus Washington 1988-92     |                               |  |                                 |
| 9. 117 Jon Roos 1999-03              |                               |  |                                 |
| 10. 116 Reuben Clayton 2008-11       |                               |  |                                 |



# SEASON/CAREER/GAME RECORDS

## TEAM GAME RECORDS

- **Most Points:** 129 vs. Miles (12-17-86)
- **Most Field Goals Made:** 52 vs. Champion Christian (11-12-22)
- **Most Field Goals Attempted:** 98 vs. North Central (12-3-80)
- **Best Field Goal Percentage:** .672 (41-of-61) vs. Tennessee State (1-11-03)
- **Most 3-Point Field Goals Made:** 17 (32 attempted) vs. Bethel (12-13-22)
- **Most 3-Point Field Goals Attempted:** 41 (15 made) at Eastern Illinois (1-3-19)
- **Most Free Throws Made:** 48 (of 67) vs. Cumberland (11-30-87)
- **Most Free Throws Attempted:** 67 (48 made) vs. Cumberland (11-30-87)
- **Best Free Throw Percentage:** 1.000 (16-of-16) at Southeast Missouri (2-26-05); (16-of-16) vs. Christian Brothers (11-29-99)
- **Most Rebounds:** 68 vs. Troy (2-24-79); vs. Union (2-19-74)
- **Most Assists:** 37 vs. Bethel (12-14-02)
- **Most Blocks:** 12 vs. Tennessee State (2-5-22)
- **Most Steals:** 24 vs. Maryville (11-14-08)
- **Largest Victory:** 86 points (115-29) vs. Champion Baptist (11-20-14)
- **Largest Defeat:** 74 points (124-50) at Kentucky (11-26-94)

## TEAM SEASON RECORDS

- **Most Points:** 2,693 (2016-17)
- **Most Field Goals Made:** 966 (of 2,066), 2016-17
- **Most Field Goals Attempted:** 2,066 (966 made), 2016-17
- **Best Field Goal Percentage:** .521 (826-of-1,585), 1984-85
- **Most 3-Point Field Goals Made:** 309 (of 897), 2007-08
- **Most 3-Point Field Goals Attempted:** 897 (309 made), 2007-08
- **Most Free Throws Made:** 557 (of 776), 1983-84
- **Most Free Throws Attempted:** 776 (557 made), 1983-84
- **Best Free Throw Percentage:** .754 (398-of-528), 2018-19
- **Most Rebounds:** 1,312, 2016-17
- **Most Assists:** 555, 2016-17
- **Most Blocks:** 133, 1969-70
- **Most Steals:** 310, 2001-02

## INDIVIDUAL GAME RECORDS

- **Most Points:** 44, Okechi Egbe vs. Bethel (11-20-00)
- **Most Field Goals Made:** 18 (of 25), Larry Carter vs. Freed-Hardeman (1-29-76)
- **Most Field Goals Attempted:** 31 (15 made) Jim Martin vs. Chattanooga (2-13-74)
- **Best Field Goal Percentage:** 1.000 (10-of-10), Jack King vs. Christian Brothers (11-27-57)
- **Most 3-Point Field Goals Made:** 10 (of 14), Mike Meschede vs. Mississippi College (1-16-88)
- **Most 3-Point Field Goals Attempted:** 21 (9 made), Marquis Weddle vs. Samford (3-4-08)
- **Most Free Throws Made:** 17 (of 19), Mitch Stentiford vs. Southeast Missouri (1-3-84)
- **Most Free Throws Attempted:** 24, Marcus Glass vs. Bethel (12-2-85)

- **Best Free Throw Percentage:** 1.000 (14-of-14), Benzor Simmons at Eastern Kentucky (12-4-10)
- **Most Rebounds:** 27, Darrell Smith vs. Maryville (12-20-80)
- **Most Assists:** 16, Kyle Herrin vs. Miles (12-17-86)
- **Most Blocked Shots:** 11, Jack Bendure vs. Union (1-17-70)
- **Most Steals:** 10, Lester Hudson vs. Central Baptist (11-13-07)
- **Quadruple Doubles:** 1, Lester Hudson (25 points, 12 rebounds, 10 assists and 10 steals) vs. Central Baptist (11-13-07)
- **Triple-Doubles:** 4, Lester Hudson (26 points, 12 rebounds, 10 assists) vs. Southeast Missouri (2-16-08); Deville Smith (21 points, 12 rebounds, 11 assists) at Northwestern State (3-19-15); Kedar Edwards (15 points, 10 rebounds, 11 assists) vs. Bethune-Cookman (12-17-16); Fatodd Lewis (34 points, 16 rebounds, 12 assists) vs. UC Clermont (12-10-17)

## MISCELLANEOUS RECORDS

- **Most Consecutive Free Throws:** 27, Alex Anderson (2014-15); Dee Oldham (2013-14); Lester Hudson (2008-09)
- **Most Victories in a Season:** 22 (2016-17); (2008-09)
- **Longest Winning Streak at Home:** 25 (1983-84 to 1984-85; 1981-82 to 1982-83)
- **Highest Scoring Average:** 84.4 (1985-86)
- **Lowest Scoring Average:** 57.4 (1981-82)
- **Lowest Scoring Game:** UT Martin 17, Delta State 11 (3-1-83)
- **Most Home Wins in a Season:** 18 (1985-86)
- **Most Road Wins in a Season:** 12 (2014-15)
- **School's Longest Winning Streak:** 11 (2008-09 and 1985-86)

*\*Only includes performances against four-year colleges*



LESTER HUDSON

2023-24 SKYHAWK MEN'S BASKETBALL



# ALL-TIME ROSTER

## A

Abney, Norman: 1972-76  
 Aguiar, Isaac: 2019-20  
 Akinbobola, Wale: 2011-12  
 Anderson, Alex: 2014-16  
 Andre, Bernie: 2021-22  
 Apple, Jessie: 1981-84  
 Armstrong, John: 1965-69  
 Armstrong, Ronnie: 1962-66  
 Asceric, Kenan: 2000-04  
 Ashcraft, Caleb: 2011-12

## B

Bailey, Dante: 2016-17  
 Bailey, Joe: 2005-09  
 Baker, Mike: 1972-76  
 Barger, Robert: 1964-68  
 Barker, Sherrill: 1966-67  
 Barnett, Reggie: 1962-63  
 Barton, Wayne: 1976-77  
 Basso, Richard: 1970-72  
 Beaufort, Kahari: 2016-18  
 Belew, Rick: 1964-65  
 Belote, David: 1971-76  
 Bendure, Jack: 1969-72  
 Bentley, Jim: 1969-73  
 Benton, Byron: 1999-00  
 Benton, Sidney: 1992-94  
 Betts, Andrae: 1998-00  
 Bledsoe, Jared: 1999-00  
 Bloodworth, Brice: 1991-92  
 Boddie, Joe: 1974-78  
 Bogan, Delfincko: 2017-19  
 Bowling, Darrin: 1991-93  
 Boykin, Arthur: 1971-75  
 Braden, Mike: 1973-75  
 Bradley, Jim: 1977-80  
 Bradley, Stan: 1989-91  
 Braxton, Pat: 1989-90  
 Breen, Bob: 1973-74  
 Brewer, Webb: 1972-75  
 Bright, Phil: 1973-75  
 Britt, Tim: 1991-93  
 Brixey, Roger: 1973-75  
 Brooks, Larry: 1980-82  
 Brown, Jones: 1960-61  
 Brown, MJ: 2008-10  
 Bryan, Thomas: 1964-65  
 Bryant, Bill: 1971-72  
 Bryant, Donald: 1967-68  
 Bullock, Earl: 2002-03, 04-05  
 Burge, Ryan: 1993-97  
 Burnette, Don: 1964-66  
 Busyn, Chris: 1991-94  
 Butler, Matthew: 2016-18  
 Byars, Richard: 1975-76

## C

Carigan, Robert: 1987-88  
 Carr, John: 1977-79  
 Carter, Chris: 2003-05  
 Carter, Larry: 1964-65

Carter, Larry: 1975-77  
 Casey, K'suan: 2020-21  
 Casey, Mike: 1970-72  
 Castle, Art: 1995-98  
 Castle, Roger: 1995-98  
 Castllemaw, John: 1968-69  
 Chaffin, Lester: 1969-70  
 Cherry, Sam: 1983-85  
 Childs, Justin: 2012-14  
 Clayton, Reuben: 2008-11  
 Coad, Travaun: 2016-17  
 Coleman, Donnell: 1973-74  
 Coleman, Terrance: 2009-10  
 Coleman, Jonte: 2020-21  
 Coleman, Tim: 2013-14  
 Collins, Ricky: 1976-78  
 Combest, Jerry: 1963-65  
 Congiusta, Ben: 2008-09  
 Cooper, Chris: 1984-85  
 Cosby, Gregg: 1973-74  
 Cotton, Roy: 1986-88  
 Cox, Vejer: 1987-89  
 Craig, Bryant: 2006-08  
**Crews, Jacob: 2023-current**  
 Crumby, Joe: 1995-99  
 Cude, Robin: 1994-98  
 Cunningham, Don: 1962-63  
**Curry, KK: 2021-current**

## D

Daeger, Tony: 1970-71  
 Daniels, Tommy: 1981-82  
 Davis, CJ: 2014-15  
 Davis, Danny: 1964-65  
 Davis, Don Wayne: 1969-70  
 Davis, Jerome: 2017-18  
 Davis, Jerry: 1983-85  
 Dawe, Robert: 1960-61  
 DeMichael, Ryan: 1995-99  
 Denbow, Steve: 1977-80  
 Desormey, Kent: 1971-73  
 Detlev, Nick: 2014-17  
 Didenko, David: 2021-22  
 Diekman, Jerry: 1972-74  
 Donohue, Mike: 1969-72  
 Doris, Rod: 1968-70  
 Dorse, Lorenzo: 2005-07  
 Dove, Quintin: 2018-20  
 Dowdell, Tobias: 2012-14  
 Drewry, Paul: 1986-89  
 Dudley, Chuck: 1972-73  
 Dudley, Sam: 1988-89  
 Dugger, Jimmy: 1974-75  
 Dunlap, Gary: 1968-69  
 Durham, Terrence: 2013-16

## E

Edwards, Kedar: 2015-17  
 Edwards, Kenneth: 1986-87  
 Edwards, Trey: 2010-11  
 Egbe, Okechi: 1999-03  
 Elder, Donald: 1999-01  
 Elliott, Don: 1974-76

Elliott, Lee: 1967-68  
 Elliott, Thomas: 1966-67  
 Elliott, David: 1981-82  
 Elzey, David: 1968-72  
 Endicott, Josh: 2021-23  
 Eskridge, Kenton: 2020-21

## F

Ferrell, Aaron: 2002-06  
 Flatt, Justin: 2004-07  
 Flippen, Hayes: 1976-77  
 Flowers, Mike: 2001-02  
 Fofana, Mike: 2016-18  
 Forbes, Willie: 1982-86  
 Ford, John: 1981-83  
 Ford, Marcus: 2004-05  
 Fort, Trey: 2020-21  
 Foster, Brian: 2000-02  
 Franklin, Robert: 1980-81  
 Fry, Bob: 1960-62  
 Fulks, Joe: 1965-69  
 Furches, Tim: 1970-74  
**Fussell, Christian: 2023-current**

## G

Garner, Wilber: 1971-73  
 Garrett, Troy: 1986-87  
 Gatewood, Carl: 1960-61  
 George, Tyler: 2003-05  
 Gher, Norman: 1960-62  
 Gifford, Thomas: 1968-69  
 Gill, Jailen: 2017-19  
 Glass, Marcus: 1984-86  
 Glover, Donald: 1963-65  
 Godwin, Zavon: 2020-21  
 Goehring, Ray: 1965-66  
 Gonzales, Dante: 2020-21  
 Goodman, Steve: 1967-68  
 Graham, John: 1964-65  
 Guarian, Rushell: 1987-89  
 Guffin, Sean: 1997-99  
 Guy, Greg: 1973-75

## H

Hamilton, John: 1974-75  
 Hamilton, Leonard: 1969-71  
 Hammonds, Ken: 1983-84  
 Hampton, Billy Ray: 1977-81  
 Hampton, Jermi: 1999-02  
 Hansen, Mike: 1988-89  
 Hardy, Mark: 1988-92  
 Harper, Derrick: 1997-98  
 Harper, Oswago: 1996-98  
 Harris, Ja'Darius: 2019-20  
 Harris, Jeremiah: 2020-21  
 Harris, Martez: 2011-12  
 Harris, Spencer: 2005-07  
 Harris, Thomas: 2004-04  
 Harrison, James: 2015-16  
 Hart, Michael: 1994-96  
 Harvey, Andrew W.: 1978-80  
 Hassett, Adam: 1995-99  
 Hauser, Bob: 1960-62

Hawks, Harrison: 2014-15  
 Hawthorne, Jr., Derek: 2018-20  
 Hay, Olajide: 2007-09  
 Henderson, Mikel: 2021-22  
 Henderson, Jr., Charles: 2018-19  
 Hendrix, Ben: 1982-83  
 Herrin, Kyle: 1983-87  
 Herron, Roy: 1971-72  
 Hewitt, Parrish: 2017-19  
 Higgs, Adrian: 2001-02  
 High, Curtis: 1980-82  
 High, Donald Ray: 1963-68  
 Hill, John: 1968-70  
 Hitchman, Brandon: 2014-15  
 Hobbs, Robert: 1968-72  
 Hoffman, Alan: 1966-68  
 Hoffman, Walter: 1962-65  
 Hogg, Freddy: 1968-69  
 Holden, Cameron: 2020-21  
 Holt, Eden: 2020-21  
 Hood, Daron: 2006-11  
 Howard, Twymond: 2014-16  
 Howe, J.C.: 2002-03  
 Hubbard, Don: 1978-82  
 Hubbard, Gary: 1968-69  
 Hudson, Joe: 1960-62  
 Hudson, Lester: 2007-09  
 Huff, Paul: 1988-89  
 Hughes, Phillip: 2021-22  
 Humphrey, Tony: 1971-72  
 Hurst, Grant: 2021-23  
**Hussein, Yassin: 2023-current**

## I

Ingram, Vashon: 2005-07  
 Irarrazabal, Andres: 2007-11

## J

**Jackson, Braylon: 2023-current**  
 Jackson, Franky Lee: 1980-81  
 Jackson, Glenn: 1964-65

Jackson, Jalen: 2016-17  
**Jackson, Justus: 2023-current**  
 Jackson, Michael: 2000-02  
 Jacobus, Marty: 1970-73  
 James, Robert: 2000-01  
 Jankowski, John: 1979-80  
**Jeffries, Koby: 2021-current**  
 Jennings, George: 1965-67  
 Johnson, Richard: 1962-63  
 Jonasson, Gari: 1988-89  
 Jones, Bobby: 2012-14  
 Jones, Ed: 1955-59  
 Jones, McKale: 2005-07  
 Jones, Zach: 2009-10  
 Jordan, Steve: 1998-00  
 Joseph, Arkeem: 2014-15  
 Joslin, Andrew: 1986-88  
 Joyner, Edward: 1968-69  
 Joyner, Jeremy: 2018-19

## K

Kalis, Scott: 1983-85  
**Kamwanga, David: 2021-current**  
 Kelley, Stan: 1976-78  
 Kelly, Jeremy: 2001-06  
 Kennedy, Ajani: 2019-21  
 Kinard, Bobby: 1963-64  
 King, Troy: 2010-12  
 Kirkham, Mike: 1964-65  
 Knight, Zerek: 2005-07  
 Knox, Carlos: 1993-94  
 Kuehner, Bryan: 1965-68

## L

Lacy, Jerry: 1963-65  
 Laman, Jon: 1975-79  
 Lampley, Danny: 1967-68  
 Landers, Moore: 1963-65  
 Lane, Delrico: 2008-10  
 Lane, Larry: 1985-87  
 Lanigan, Robert: 1986-87



**JEREMY KELLY**



# ALL-TIME ROSTER

Larimer, Dolph: 1960-64  
 Larkins, Leonard: 1971-72  
 Lawler, Darren: 1989-91  
 Lee, John: 1964-65\*  
 Lee, Leslie: 1985-86  
 Lee, Richard: 2014-16  
 Leeper, Rick: 1968-70  
 Lewis, Fatodd: 2015-19  
 Lewis, Will: 2003-07  
 Liabo, Mike: 2010-14  
 Lingle, Larry: 1971-72  
 Little, Kevin: 2017-19  
 Littleton, Edward: 1978-79  
 Locum, Jim: 1992-94  
 Logan, Steven: 1977-78  
 London, Malik: 2015-17  
 Love, Gary: 2011-12  
 Lowery, Joe: 1968-70

## M

Mabson, Nehemiah: 2016-17  
 Maclin, Corderio: 2011-13  
 Madden, Marty: 1969-70  
 Maggitt, Greg: 1982-83  
 Malone, Craig: 1989-90  
 March, Kenneth Ross: 1978-80  
 Martin, Jim: 1971-75  
 Martin, Larry: 1981-83  
 Martin, Mickey: 1966-68  
 Martin, Thomas: 1964-65  
 Martinez, Javier: 2013-17  
 Mason, David: 1966-70  
 Massey, Eric: 2008-09  
 Mathis, Verdell: 1969-71  
 Mayer, Hal: 1972-75  
 McDonald, Don: 1968-70  
 McDonald, Kenneth: 1966-67  
 McFadden, William: 1995-97  
 McLaughlin, BJ: 2012-13  
 McLemore, Marcus: 1968-72  
 Mears, Matt: 1984-87

**Mendoza, Sebastian: 2023-current**  
 Meschede, Mike: 1984-88  
 Meyers, Robert: 1974-76  
 Miguel, Rifen: 2022-23  
 Minor, Omari: 2010-14  
 Misner, Brad: 1990-92  
 Mitchell, Stacy: 1988-89  
 Mobley, Jacolby: 2015-17  
 Monn, John: 1984-86  
 Mooving, Malik: 2020-21  
 Mopo, Pierre: 2010-14  
 Morris, Josiah: 2021-23  
 Morris, Perry: 1993-94  
 Mpondo, Dominique: 2008-10  
**Muhammad, Issa: 2023-current**  
 Murray, Darryl: 1983-86  
 Muse, Eddie: 1964-65  
**Myers, Jalen: 2022-current**  
 Myrick, Scott: 1971-72

## N

Nelson, B.J.: 1994-97  
 Nelson, Marcus: 1989-91  
 Nesbitt, Burl E.: 1979-80  
 Newell, Marshun: 2013-15  
 Newson, Jared: 2003-06  
 Newton, Tom: 1982-83  
 Nix, Chris: 2021-23  
 Nobles, Parker: 1970-71  
 Nywesh, AJ: 2016

## O

Ohlsen, Jason: 1997-98  
 Oldham, Dee: 2012-15  
 Oliver, Daryl: 1965-67  
 Oliver, Terry: 1964-68  
 O'Nan, Dennis: 1964-68  
 Oseman, Steve: 1966-67  
 Ousley, John: 1985-86  
 Owens, Ryan: 1995-97

## P

Page, Mel: 1969-70\*, 70-73  
 Palmquist, John: 1970-71  
 Pangrazio, Nino: 1987-88  
 Parker, A.J.: 1990-91  
 Parker, Terrence: 2017-18  
 Parks, Larry: 1966-67  
 Parks, Preston: 2018-19  
 Partee, Thomas: 1975-77  
 Patterson, Bennie: 1973-75  
 Patterson, James: 1964-65  
 Patterson, Mike: 1976-78  
 Paul, Brad: 1972-73  
 Percy, Terry: 1974-78  
 Peralta, Jair: 2001-02  
 Perry, Danny: 1968-69  
 Phillips, Jimmy: 1964-65  
 Phillips, Felipe: 1992-94  
 Pierce, Jordan: 2019-20  
 Polite, Greg: 1980-81  
 Polla, Hannes: 2019-21  
 Pollock, Joe: 1962-65  
 Potts, Ronnie: 1963-64  
 Povaleri, Tony: 1983-85  
 Powell, Dewayne: 1992-96  
 Powers, Larry: 1960-64  
 Prescott, Hayden: 1999-00  
 Pritchett, James: 1959-62  
 Pritchett, Jim: 1984-85  
 Pruitt, George: 2006-07  
 Pugh, Malik: 2016-17  
 Pumpian, Dylan: 2021-23

## Q

Quinn, Vic: 1971-73

## R

Randall II, Craig: 2018-20  
 Rawls, Jerry: 1960-64  
 Rayford, Maurice: 1988-89  
 Reagan, Bill: 1972-73

Redmond, Ken: 1969-74  
 Redmond, Shannon: 1989-91  
 Reed, Kenneth: 1996-71  
 Reed, Ron: 1982-85, 86-87  
 Riales, Larry: 1966-67  
 Richardson, Joe: 1967-68  
 Richardson, Chris: 2010-12  
 Richardson, DeMarc: 2012-14  
 Richardson, Marquis: 2009-10  
 Richardson, Spencer: 1980-82  
 Riddick, Tim: 1988-89  
 Riedewald, Djero: 2007-09  
 Riley, Jalen: 2019-20  
 Rinehart, Jerome: 1988-89  
 Rivers, Eric: 1985-86  
 Roberts, Arnold: 1974-78  
 Roberts, Ronnie: 1967-68  
 Robertson, Jerry: 1978-80  
 Robinson, Gerald: 2006-08  
 Robinson, John: 1968-72  
 Rodgers, Tony: 1970-72  
 Rolsma, Ned: 2000-02  
 Roos, Jon: 1999-03  
 Rowe, Chandler: 2013-17  
 Rowland, Will: 1991-92  
 Rounds, Alan: 1967-68  
 Rudolph, Gus: 1980-83  
 Rudolph, Michael: 1966-70  
 Rustin, Eric: 2019-21  
 Ryan, Mike: 1967-68\*

## S

Sanders, Fred: 1971-73  
 Sanoe, Minfeke: 2018-19  
 Sargent, Jeremy: 2000-02  
 Sasser, Buddy: 1962-64  
 Sawyers, Bill: 1969-70  
 Scott, Kyle: 1980-81  
 Seals, Lloyd: 1974-75  
**Sears, Jordan: 2022-current**  
 Seay, Gary: 1962-63  
 Sellers, Larry: 1968-69  
 Sensabaugh, Steve: 1999-00  
 Sertovic, Eman: 2019-21  
 Shannon, Kenneth: 1985-86  
 Sherberg, Jerry: 1970-71  
 Shore, Roger: 1959-63  
 Simmons, Benzor: 2007-11  
 Simmons, Darius: 2021-22  
 Simon, KJ: 2021-23  
 Singleton, Lee Charles: 1979-80  
 Sisco, Shane: 1988-89  
 Sipes, James: 1983-84, 85-87  
 Sledd, Kenneth: 1965-69  
 Small, David: 1963-65  
 Smith, Brooks: 2001-03  
 Smith, Chip: 1982-84  
 Smith, Courtney: 2003-06  
 Smith, Dane: 2010-12  
 Smith, Darrell: 1980-82  
 Smith, Deville: 2014-15  
 Smith, Joe: 1961-63  
 Smith, Justin: 2003-05

Smith, Reese: 1966-67  
 Smith, Terence: 2010-14  
 Sosnowski, Kevin: 1990-91  
 Spencer, Ron: 2009-11  
 Stentiford, Mitch: 1981-84  
 Stewart, Parker: 2018-20, 22-23  
 Stokes, Jerry: 1973-74  
 Suiter, Brad: 1988-89  
 Sullivan, Rick: 1971-72  
 Swope, Jim: 1960-63

## T

Tabor, Gerald: 1954-56  
 Taylor, Cataurius: 2009-10  
 Taylor, Freddie: 1978-79  
 Taylor, Gary: 1969-71  
 Taylor, Ken: 1969-71  
 Taylor, Khristian: 2011-15  
 Taylor, Myles: 2011-16  
 Taylor, Pat: 1964-68  
 Thomas, Anthony: 2020-21  
 Thomas, Kevin: 1988-89  
 Thomas, Miles: 2019-20  
 Thompson, Darius: 2017-18  
 Thompson, Jason: 2004-06  
 Thompson-Clay, Julian: 2017-18  
 Threw, Dave: 1970-71  
 Tidwell, Barry: 1978-80  
 Tidwell, Billy: 1979-80  
 Tolliver, McClenon: 2005-07  
 Tuck, Kevin: 1981-83  
 Turpin, David: 1963-64

## V

Variste, Jalen: 2015-16  
 Vaughn, Jude: 1980-81  
 Vaughn, Paul: 1966-67  
 Viana, Vinnie: 2020-21  
 Victor, Dalen: 2017-18  
 Viniard, Buddy: 1960-61  
 Vowell, Tab: 1989-91

## W

Walker, Craig: 1987-88  
 Walker, Dave: 1960-62  
 Walker, Dwight: 1980-81  
 Walker, Joey: 2001-03  
 Walker, La-Quiem: 2020-21  
 Washington, Jeremy: 2011-13  
 Washington, Marcus: 1988-89  
 Watts, Marvin: 1987-88  
 Webb, Phil: 1973-75  
 Weddle, Marquis: 2007-10  
 Weems, Ken: 1985-86  
 Werts, Mike: 1989-91  
**White, Jr., Kenny: 2023-current**  
 Wilcox, Ronald: 1965-69  
 Willett, Darrell: 1979-80  
**Williams, Desmond: 2022-current**  
 Williams, Dominique: 2017-18  
 Williams, Don: 1967-69  
 Williams, Jaron: 2020-21  
 Williams, Jerry: 1968-69  
 Williams, Johnny: 1962-65  
 Williams, Trenten: 2018-20  
 Wilson, Darrell: 1966-67, 68-70  
 Wilson, Harold: 1966-70  
 Wilson, Kirk: 1987-88  
 Winegar, Darrell: 1973-74  
 Wingate, Danny: 1993-94  
 Woodfork, Cleve: 2003-08  
 Woods, Don: 1970-71  
 Woods, Richard: 1991-93  
 Wooten, Jr., Steve: 2019-20  
 Wright, Demarko: 1993-97  
 Wright, Jr., Lorenzen: 2017-18  
 Wright, Steve: 1993-94  
 Wyatt, Bruce: 1979-80

## Y

York, Eli: 2011-12  
 Young, Shawn: 1987-89



**MIKE MESCHEDÉ**

2023-24 SKYHAWK MEN'S BASKETBALL



# SKYHAWKS OF DISTINCTION

## DIVISION I ALL-AMERICANS

- Lester Hudson ..... 2007-08  
*Associated Press Honorable Mention  
CollegInsider.com  
CollegeHoops.net Second Team  
2008-09*
- Associated Press Honorable Mention  
FoxSports.com Mid-Major  
NaismithLives.com All-Mid Major  
CollegInsider.com All-American  
Lowe's Senior CLASS All-American*

## OVC 75TH ANNIVERSARY TEAM

- Michael Hart ..... 1994-96
- Lester Hudson ..... 2007-09
- Jared Newson ..... 2003-06
- DeWayne "Pooh" Powell ..... 1992-96
- Cal Luther ..... 1990-99

## OVC PLAYER OF THE YEAR

- Lester Hudson ..... 2008-09, 2007-08

## OVC MALE ATHLETE OF THE YEAR

- Lester Hudson ..... 2008-09, 2007-08

## OVC FRESHMAN OF THE YEAR

- Okechi Egbe ..... 1999-00
- Marquis Weddle ..... 2007-08
- Myles Taylor ..... 2011-12

## OVC NEWCOMER OF THE YEAR

- Michael Hart ..... 1994-95
- Brian Foster ..... 2000-01
- Earl Bullock ..... 2002-03

## OVC COACH OF THE YEAR

- Cal Luther ..... 1995-96
- Bret Campbell ..... 2008-09

## FIRST TEAM ALL-OVC

- Michael Hart ..... 1995-96
- Ryan DeMichael ..... 1997-98
- Jared Newson ..... 2005-06
- Lester Hudson ..... 2008-09, 2007-08
- Twymond Howard ..... 2015-18
- Jacoby Mobley ..... 2016-17
- Quintin Dove ..... 2019-20
- KJ Simon ..... 2021-22
- Parker Stewart ..... 2022-23
- Jordan Sears ..... 2022-23

## SECOND TEAM ALL-OVC

- Tim Britt ..... 1992-93
- DeWayne Powell ..... 1995-96, 1993-94
- Michael Hart ..... 1994-95
- Ryan DeMichael ..... 1998-99
- Brian Foster ..... 2001-02, 2000-01
- Gerald Robinson ..... 2007-08
- Deville Smith ..... 2014-15
- Marshun Newell ..... 2014-15
- Javier Martinez ..... 2016-17
- Quintin Dove ..... 2018-19
- Parker Stewart ..... 2019-20
- Cameron Holden ..... 2020-21
- KJ Simon ..... 2022-23

## CONFERENCE CHAMPIONSHIPS

- 2008-09 OHIO VALLEY REGULAR SEASON: 22-10 (14-4 OVC)
- 1987-88 GULF SOUTH REGULAR SEASON: 20-8 (12-4 GSC)
- 1982-83 GULF SOUTH REGULAR SEASON: 21-10 (11-3 GSC)
- 1969-70 VOLUNTEER STATE ATHLETIC TOURNAMENT: 14-12 (6-4 VSAC)

## THIRD TEAM ALL-OVC

- Jeremy Sargent ..... 2001-02
- Earl Bullock ..... 2002-03
- Joey Walker ..... 2002-03
- Jared Newson ..... 2003-04

## OVC ALL-NEWCOMER

- DeWayne Powell ..... 1992-93
- Michael Hart ..... 1994-95
- Gerald Robinson ..... 2006-07
- Lester Hudson ..... 2007-08
- Marquis Weddle ..... 2007-08
- Delrico Lane ..... 2008-09
- Myles Taylor ..... 2011-12
- Deville Smith ..... 2014-15
- Twymond Howard ..... 2014-15
- Matthew Butler ..... 2016-17
- Parker Stewart ..... 2019-20
- Cameron Holden ..... 2020-21
- KJ Simon ..... 2021-22
- Jordan Sears ..... 2022-23

## OVC ALL-TOURNAMENT

- Lester Hudson ..... 2009, 2008
- Twymond Howard ..... 2016
- Matthew Butler ..... 2017
- Jordan Sears ..... 2023

## DIVISION II ALL-AMERICANS

- Marcus Glass ..... 1985-86  
*Basketball Times Third Team*

## GSC PLAYER OF THE YEAR

- Jerry Davis ..... 1982-83
- Mike Meschede ..... 1987-88

## GSC ROOKIE OF THE YEAR

- Shannon Redmond ..... 1989-90

## GSC COACH OF THE YEAR

- Tom Hancock ..... 1982-83

## ALL-GSC FIRST TEAM

- Fred Sanders ..... 1972-73
- Jim Martin ..... 1973-74
- Larry Carter ..... 1976-77
- Larry Brooks ..... 1981-82
- Darrell Smith ..... 1981-82
- Jerry Davis ..... 1982-83
- Gus Rudolph ..... 1982-83
- Mitch Stentiford ..... 1983-84, 1982-83
- Marcus Glass ..... 1985-86
- Mike Meschede ..... 1987-88, 1986-87
- Roy Cotton ..... 1987-88
- Shannon Redmond ..... 1989-90

## ALL-GSC SECOND TEAM

- Jack Bendure ..... 1971-72
- Marcus McLemore ..... 1971-72
- Vic Quinn ..... 1972-73
- Joe Boddie ..... 1977-78
- Don Hubbard ..... 1980-81, 1979-80

## OHIO VALLEY CONFERENCE WEEKLY AWARDS

### PLAYER OF THE WEEK

- Michael Hart (1-8-95)
- Dewayne Powell (2-26-95)
- Michael Hart (12-10-95)
- Michael Hart (1-7-96)
- Michael Hart (2-4-96)
- Hayden Prescott (1-2-01)
- Joey Walker (11-25-02)
- JC Howe (12-16-02)
- Joey Walker (1-13-03)
- Jeremy Kelly (11-21-05)
- Jared Newson (12-5-05)
- Jared Newson (2-6-06)
- Jared Newson (2-13-06)
- Gerald Robinson (2-12-07)
- Lester Hudson (11-12-07)
- Lester Hudson (11-19-07)
- Lester Hudson (1-14-08)
- Gerald Robinson (1-28-08)
- Lester Hudson (2-11-08)
- Gerald Robinson (2-18-08)
- Gerald Robinson (2-25-08)
- Lester Hudson (11-17-08)
- Lester Hudson (12-22-08)
- Lester Hudson (12-29-08)
- Lester Hudson (1-5-09)
- Lester Hudson (1-12-09)
- Lester Hudson (1-19-09)
- Lester Hudson (2-9-09)
- Benzor Simmons (12-21-09)
- Marquis Weddle (12-28-09)
- Myles Taylor (2-4-13)
- Deville Smith (12-22-14)
- Marshun Newell (2-9-15)
- Twymond Howard (2-15-16)
- Myles Taylor (2-22-16)
- Jacoby Mobley (1-30-17)
- Javier Martinez (2-6-17)
- Jacoby Mobley (2-27-17)
- Fatodd Lewis (12-11-17)
- Quintin Dove (11-11-19)
- Quintin Dove (2-17-20)
- Quintin Dove (3-1-20)
- Parker Stewart (12-5-22)
- Parker Stewart (2-20-23)

### NEWCOMER OF THE WEEK

- Michael Hart (2-5-95)
- Michael Hart (2-19-95)
- Jason Ohlsen (1-4-98)
- Steve Sensabaugh (1-24-00)
- Jeremy Sargent (11-27-00)
- Brian Foster (1-22-01)
- Brian Foster (2-5-01)
- Brian Foster (2-12-01)
- Brian Foster (2-19-01)
- Jair Peralta (11-19-01)
- JC Howe (12-16-02)
- Earl Bullock (12-23-02)
- Earl Bullock (2-3-03)
- JC Howe (2-24-03)
- Justin Smith (11-24-03)
- Jared Newson (12-15-03)
- Justin Smith (12-22-03)
- Jared Newson (2-2-04)
- Gerald Robinson (11-13-06)
- Gerald Robinson (12-4-06)
- Gerald Robinson (2-19-07)
- Djero Riedewald (12-10-07)
- Lester Hudson (1-2-08)
- Lester Hudson (1-7-08)
- Lester Hudson (1-21-08)
- Lester Hudson (1-28-08)
- Djero Riedewald (2-11-08)
- Lester Hudson (2-18-08)
- Delrico Lane (12-22-08)
- Delrico Lane (12-29-08)
- Reuben Clayton (2-9-09)
- Deville Smith (12-22-14)
- Arkeem Joseph (12-29-14)
- Deville Smith (1-12-15)
- Deville Smith (1-19-15)
- Twymond Howard (2-2-15)
- Twymond Howard (2-16-15)
- Alex Anderson (2-23-15)
- Twymond Howard (3-2-15)
- Dominique Williams (11-13-17)
- Delfinco Bogan (2-12-18)
- Quintin Dove (12-3-18)
- Quintin Dove (12-31-18)
- Quintin Dove (2-11-19)
- Craig Randall II (2-18-19)
- Craig Randall II (2-25-19)
- Craig Randall II (3-4-19)
- Parker Stewart (11-18-19)
- Parker Stewart (11-25-19)
- Parker Stewart (12-2-19)
- Parker Stewart (1-13-20)
- Parker Stewart (2-3-20)
- Eden Holt (12-7-20)
- Cameron Holden (2-15-21)
- KK Curry (11-15-21)
- KJ Simon (11-22-21)
- KJ Simon (12-20-21)
- KJ Simon (1-3-22)
- Bernie Andre (1-10-22)
- KJ Simon (1-31-22)
- KJ Simon (2-7-22)
- Jordan Sears (1-30-23)

### FRESHMAN OF THE WEEK

- Dewayne Powell (1-25-93)
- Steve Wright (12-5-93)
- Ryan Owens (1-7-96)
- Ryan Owens (2-4-96)
- Andrae Betts (1-18-99)
- Andrae Betts (2-8-99)
- Okechi Egbe (1-17-00)
- Okechi Egbe (1-24-00)
- Will Lewis (12-15-03)
- Marquis Weddle (11-19-07)
- Marquis Weddle (11-26-07)
- Marquis Weddle (12-3-07)
- Marquis Weddle (1-7-08)
- Marquis Weddle (2-4-08)
- Marquis Weddle (2-18-08)
- Mike Liabo (11-29-10)
- Mike Liabo (12-6-10)
- Troy King (12-13-10)
- Terence Smith (12-27-10)
- Troy King (1-17-11)
- Terence Smith (1-31-11)
- Troy King (2-21-11)
- Mike Liabo (2-28-11)
- Myles Taylor (11-21-11)
- Myles Taylor (12-12-11)
- Myles Taylor (12-19-11)
- Myles Taylor (12-26-11)
- Myles Taylor (2-6-12)
- Parrish Hewitt (12-11-17)



The University of Tennessee Athletics Hall of Fame currently enshrines 31 men's basketball representatives, including charter members Floyd Burdette, Leonard Hamilton and Frank Taylor from the Class of 1983. The most recent men's basketball inductee is Lester Hudson, who was inducted in the Class of 2021.

**RONNIE ARMSTRONG**

Class of 1988

**FLOYD BURDETTE**

Class of 1983

**LARRY CARTER**

Class of 1996

**MARCUS GLASS**

Class of 1993

**CHARLES GRAHAM GORDON**

Class of 1989

**LEONARD HAMILTON**

Class of 1983

**JIM HART**

Class of 1991

**MICHAEL HART**

Class of 2007

**JAMES HENSON**

Class of 1984

**DON HUBBARD**

Class of 1990

**LESTER HUDSON**

Class of 2021

**ED JONES**

Class of 1985

**DOLPH LARIMER**

Class of 1987

**CAL LUTHER**

Class of 2017

**DON MCDONALD**

Class of 1989

**JOE "NIP" MCKNIGHT**

Class of 1984

**MARVIN MCKNIGHT**

Class of 1984

**MIKE MESCHÉDE**

Class of 1995

**JARED NEWSON**

Class of 2014

**DEWAYNE "POOH" POWELL**

Class of 2019

**CLIFTON PRITCHETT**

Class of 1984

**JAMES PRITCHETT**

Class of 1986

**MIKE RUDOLPHI**

Class of 1986

**ROGER SHORE**

Class of 1988

**HALLIDAY T. SHORT**

Class of 1989

**MITCH STENTIFORD**

Class of 1994

**JIM SWOPE**

Class of 1992

**GERALD TABOR**

Class of 1985

**FRANK TAYLOR**

Class of 1983

**JOHNNY WILLIAMS**

Class of 1994

**VIRGIL YATES**

Class of 1984

2023-24 SKYHAWK MEN'S BASKETBALL




**1,000 POINT CLUB**

**#33 MYLES TAYLOR (2011-16)**

**1,734 POINTS**

FORWARD, 6-7, 235, LITTLE ROCK, ARK.



| YEAR    | GP-GS   | FG-FGA   | PCT  | 3FG-FGA | PCT  | FT-FTA  | PCT  | REB | RPG | PTS  | PPG  |
|---------|---------|----------|------|---------|------|---------|------|-----|-----|------|------|
| 2011-12 | 28-27   | 128-261  | .490 | 3-16    | .188 | 125-167 | .749 | 146 | 5.2 | 384  | 13.7 |
| 2012-13 | 29-28   | 158-336  | .470 | 10-31   | .323 | 145-194 | .747 | 209 | 7.2 | 471  | 16.2 |
| 2013-14 | 28-21   | 144-283  | .509 | 8-25    | .320 | 113-153 | .739 | 177 | 6.3 | 409  | 14.6 |
| 2014-15 | 7-7     | 25-34    | .735 | 0-1     | .000 | 28-35   | .700 | 42  | 6.0 | 78   | 11.1 |
| 2015-16 | 33-27   | 133-214  | .621 | 3-8     | .375 | 123-156 | .788 | 191 | 5.8 | 392  | 11.9 |
| 5 years | 125-110 | 588-1128 | .521 | 24-81   | .296 | 534-705 | .757 | 765 | 6.1 | 1734 | 13.9 |

**#13 MIKE MESCHEDI (1984-88)**

**1,729 POINTS**

GUARD, 6-4, 200, MERRILLVILLE, IND.




| YEAR    | GP-GS  | FG-FGA   | PCT  | 3FG-FGA | PCT   | FT-FTA  | PCT  | REB | RPG | PTS  | PPG  |
|---------|--------|----------|------|---------|-------|---------|------|-----|-----|------|------|
| 1984-85 | 28-6   | 85-169   | .503 | -----   | ----- | 69-89   | .775 | 44  | 1.5 | 239  | 8.5  |
| 1985-86 | 26-26  | 137-315  | .435 | -----   | ----- | 107-122 | .887 | 92  | 3.5 | 396  | 15.2 |
| 1986-87 | 26-17  | 144-319  | .451 | 50-112  | .446  | 92-117  | .786 | 101 | 3.9 | 430  | 16.5 |
| 1987-88 | 28-28  | 209-469  | .445 | 94-223  | .422  | 147-182 | .807 | 83  | 2.9 | 664  | 23.7 |
| 4 years | 108-77 | 575-1272 | .452 | 144-335 | .430  | 415-510 | .814 | 320 | 2.9 | 1729 | 16.0 |

**#5 LESTER HUDSON (2007-09)**

**1,727 POINTS**

GUARD, 6-2, 190, MEMPHIS, TENN.




| YEAR    | GP-GS | FG-FGA   | PCT  | 3FG-FGA | PCT  | FT-FTA  | PCT  | REB | RPG | PTS  | PPG  |
|---------|-------|----------|------|---------|------|---------|------|-----|-----|------|------|
| 2007-08 | 33-32 | 291-627  | .464 | 124-320 | .388 | 141-169 | .834 | 259 | 7.8 | 847  | 25.7 |
| 2008-09 | 32-32 | 313-697  | .449 | 106-299 | .355 | 148-168 | .881 | 254 | 7.9 | 880  | 27.5 |
| 2 years | 65-64 | 604-1324 | .456 | 203-619 | .372 | 289-337 | .858 | 513 | 7.9 | 1727 | 26.6 |

**#11 DEWAYNE "POOH" POWELL (1992-96)**

**1,626 POINTS**

GUARD, 6-2, 160, FORT WAYNE, IND.



| YEAR    | GP-GS   | FG-FGA   | PCT  | 3FG-FGA | PCT  | FT-FTA  | PCT  | REB | RPG | PTS  | PPG  |
|---------|---------|----------|------|---------|------|---------|------|-----|-----|------|------|
| 1992-93 | 26-26   | 91-218   | .417 | 58-135  | .430 | 61-78   | .782 | 72  | 2.8 | 301  | 11.6 |
| 1993-94 | 27-27   | 147-355  | .414 | 76-201  | .378 | 75-88   | .852 | 65  | 2.4 | 445  | 16.5 |
| 1994-95 | 27-27   | 131-268  | .489 | 77-178  | .433 | 68-89   | .764 | 91  | 3.4 | 407  | 15.1 |
| 1995-96 | 27-27   | 153-365  | .419 | 91-251  | .363 | 76-102  | .745 | 71  | 2.6 | 473  | 17.5 |
| 4 years | 107-107 | 522-1206 | .433 | 302-765 | .395 | 280-357 | .784 | 299 | 2.8 | 1626 | 15.2 |

**#10/12 MIKE LIABO (2010-14)**


**1,523 POINTS**

GUARD/FORWARD, 6-6, 195, NAPLES, FLA.



| YEAR    | GP-GS  | FG-FGA   | PCT  | 3FG-FGA | PCT  | FT-FTA  | PCT  | REB | RPG | PTS  | PPG  |
|---------|--------|----------|------|---------|------|---------|------|-----|-----|------|------|
| 2010-11 | 33-13  | 138-349  | .395 | 52-157  | .331 | 41-59   | .695 | 107 | 3.2 | 369  | 11.2 |
| 2011-12 | 30-22  | 156-448  | .348 | 68-223  | .305 | 77-96   | .802 | 120 | 4.0 | 457  | 15.2 |
| 2012-13 | 30-16  | 131-353  | .371 | 74-195  | .379 | 67-87   | .770 | 95  | 3.2 | 403  | 13.4 |
| 2013-14 | 24-6   | 104-271  | .384 | 52-148  | .351 | 34-42   | .810 | 56  | 2.3 | 294  | 12.3 |
| 4 years | 117-57 | 529-1421 | .372 | 246-723 | .340 | 219-284 | .771 | 378 | 3.2 | 1523 | 13.0 |

# 1,000 POINT CLUB




## #1 JARED NEWSON (2003-06)

**1,347 POINTS**

FORWARD, 6-5, 215, BELLEVILLE, ILL.

| YEAR           | GP-GS        | FG-FGA          | PCT         | 3FG-FGA       | PCT         | FT-FTA         | PCT         | REB        | RPG        | PTS         | PPG         |
|----------------|--------------|-----------------|-------------|---------------|-------------|----------------|-------------|------------|------------|-------------|-------------|
| 2003-04        | 28-16        | 136-297         | .458        | 24-61         | .393        | 108-154        | .701        | 166        | 5.9        | 404         | 14.4        |
| 2004-05        | 27-27        | 135-319         | .423        | 5-27          | .185        | 141-190        | .742        | 184        | 6.8        | 416         | 15.4        |
| 2005-06        | 28-28        | 181-400         | .453        | 36-89         | .404        | 129-182        | .709        | 185        | 6.6        | 527         | 18.8        |
| <b>3 years</b> | <b>83-71</b> | <b>452-1016</b> | <b>.445</b> | <b>65-177</b> | <b>.367</b> | <b>378-526</b> | <b>.719</b> | <b>535</b> | <b>6.4</b> | <b>1347</b> | <b>16.2</b> |



## #23 MITCH STENTIFORD (1981-84)

**1,332 POINTS**

GUARD, 6-2, 185, BATON ROUGE, LA.

| YEAR           | GP-GS        | FG-FGA          | PCT         | 3FG-FGA     | PCT         | FT-FTA         | PCT         | REB        | RPG        | PTS         | PPG         |
|----------------|--------------|-----------------|-------------|-------------|-------------|----------------|-------------|------------|------------|-------------|-------------|
| 1981-82        | 31-16        | 112-213         | .526        | ----        | ----        | 61-75          | .831        | 55         | 1.8        | 285         | 9.2         |
| 1982-83        | 31-24        | 214-420         | .508        | ----        | ----        | 103-127        | .811        | 75         | 2.4        | 501         | 16.2        |
| 1983-84        | 29-29        | 214-499         | .477        | ----        | ----        | 118-142        | .831        | 82         | 2.8        | 546         | 18.8        |
| <b>3 years</b> | <b>91-69</b> | <b>540-1132</b> | <b>.477</b> | <b>----</b> | <b>----</b> | <b>282-344</b> | <b>.819</b> | <b>212</b> | <b>2.3</b> | <b>1332</b> | <b>14.6</b> |




## #4 MARQUIS WEDDLE (2007-10)

**1,304 POINTS**

GUARD, 6-1, 185, UNION CITY, TENN.

| YEAR           | GP-GS        | FG-FGA          | PCT         | 3FG-FGA        | PCT         | FT-FTA         | PCT         | REB        | RPG        | PTS         | PPG         |
|----------------|--------------|-----------------|-------------|----------------|-------------|----------------|-------------|------------|------------|-------------|-------------|
| 2007-08        | 33-29        | 199-487         | .409        | 99-294         | .337        | 68-91          | .747        | 94         | 2.8        | 565         | 17.1        |
| 2008-09        | 32-30        | 156-434         | .359        | 93-273         | .341        | 35-44          | .795        | 57         | 1.8        | 440         | 13.8        |
| 2009-10        | 19-9         | 103-265         | .389        | 48-137         | .350        | 45-52          | .865        | 65         | 3.4        | 299         | 15.7        |
| <b>3 years</b> | <b>84-68</b> | <b>458-1186</b> | <b>.386</b> | <b>240-704</b> | <b>.341</b> | <b>148-187</b> | <b>.791</b> | <b>216</b> | <b>2.6</b> | <b>1304</b> | <b>15.5</b> |



## #3 JEREMY KELLY (2001-04, 05-06)

**1,213 POINTS**

GUARD, 6-5, 205, LOUISVILLE, KY.

| YEAR           | GP-GS         | FG-FGA          | PCT         | 3FG-FGA        | PCT         | FT-FTA         | PCT         | REB        | RPG        | PTS         | PPG         |
|----------------|---------------|-----------------|-------------|----------------|-------------|----------------|-------------|------------|------------|-------------|-------------|
| 2001-02        | 29-4          | 55-141          | .390        | 20-60          | .333        | 16-36          | .444        | 84         | 2.9        | 146         | 5.1         |
| 2002-03        | 28-21         | 84-182          | .462        | 16-59          | .271        | 30-58          | .517        | 84         | 3.0        | 214         | 7.8         |
| 2003-04        | 28-27         | 138-328         | .421        | 39-136         | .287        | 70-111         | .631        | 115        | 4.1        | 385         | 13.8        |
| 2005-06        | 28-28         | 144-352         | .409        | 47-168         | .280        | 133-173        | .769        | 97         | 3.5        | 468         | 16.7        |
| <b>4 years</b> | <b>113-80</b> | <b>421-1003</b> | <b>.419</b> | <b>122-423</b> | <b>.288</b> | <b>249-378</b> | <b>.658</b> | <b>380</b> | <b>3.4</b> | <b>1213</b> | <b>10.7</b> |



## #1 BENZOR SIMMONS (2007-11)

**1,130 POINTS**

FORWARD, 6-5, 215, MIAMI, FLA.

| YEAR           | GP-GS         | FG-FGA         | PCT         | 3FG-FGA       | PCT         | FT-FTA         | PCT         | REB        | RPG        | PTS         | PPG        |
|----------------|---------------|----------------|-------------|---------------|-------------|----------------|-------------|------------|------------|-------------|------------|
| 2007-08        | 27-10         | 44-90          | .489        | 2-10          | .200        | 44-52          | .846        | 49         | 1.8        | 134         | 5.0        |
| 2008-09        | 32-6          | 72-148         | .486        | 9-29          | .310        | 54-76          | .711        | 115        | 3.6        | 207         | 6.5        |
| 2009-10        | 29-24         | 129-309        | .417        | 27-91         | .297        | 109-135        | .807        | 152        | 5.2        | 394         | 13.6       |
| 2010-11        | 33-8          | 122-266        | .459        | 17-64         | .266        | 134-154        | .870        | 158        | 4.8        | 395         | 12.0       |
| <b>4 years</b> | <b>121-48</b> | <b>367-813</b> | <b>.451</b> | <b>55-194</b> | <b>.284</b> | <b>341-420</b> | <b>.812</b> | <b>474</b> | <b>3.9</b> | <b>1130</b> | <b>9.3</b> |

2023-24 SKYHAWK MEN'S BASKETBALL



## 1,000 POINT CLUB

### #31 DON HUBBARD (1978-82)

**1,124 POINTS**

FORWARD, 6-5, 200, MAYFIELD, KY.



| YEAR           | GP        | FG-FGA         | PCT         | 3FG-FGA     | PCT         | FT-FTA         | PCT         | REB        | RPG        | PTS         | PPG         |
|----------------|-----------|----------------|-------------|-------------|-------------|----------------|-------------|------------|------------|-------------|-------------|
| 1978-79        | 25        | 90-181         | .497        | ----        | ----        | 52-75          | .693        | 134        | 5.4        | 232         | 9.3         |
| 1979-80        | 26        | 170-341        | .499        | ----        | ----        | 84-109         | .771        | 191        | 7.3        | 424         | 16.3        |
| 1980-81        | 26        | 145-332        | .437        | ----        | ----        | 113-142        | .796        | 161        | 6.2        | 403         | 15.5        |
| 1981-82        | 15        | 27-59          | .457        | ----        | ----        | 14-22          | .636        | 38         | 2.5        | 65          | 4.3         |
| <b>4 years</b> | <b>92</b> | <b>432-913</b> | <b>.473</b> | <b>----</b> | <b>----</b> | <b>263-348</b> | <b>.755</b> | <b>524</b> | <b>5.7</b> | <b>1124</b> | <b>12.2</b> |

### #33 MICHAEL HART (1994-96)

**1,119 POINTS**

FORWARD, 6-7, 220, LEBANON, MD.




| YEAR           | GP-GS        | FG-FGA         | PCT         | 3FG-FGA    | PCT         | FT-FTA         | PCT         | REB        | RPG        | PTS         | PPG         |
|----------------|--------------|----------------|-------------|------------|-------------|----------------|-------------|------------|------------|-------------|-------------|
| 1994-95        | 27-27        | 197-371        | .531        | 1-2        | .500        | 108-152        | .711        | 205        | 7.6        | 503         | 18.6        |
| 1995-96        | 27-27        | 246-436        | .564        | 1-1        | 1.000       | 123-172        | .715        | 248        | 9.2        | 616         | 22.8        |
| <b>2 years</b> | <b>54-54</b> | <b>443-807</b> | <b>.549</b> | <b>2-3</b> | <b>.667</b> | <b>231-324</b> | <b>.713</b> | <b>453</b> | <b>8.4</b> | <b>1119</b> | <b>20.7</b> |

### #43 MARCUS GLASS (1984-86)

**1,115 POINTS**

CENTER, 6-7, 210, JACKSON, TENN.




| YEAR           | GP-GS        | FG-FGA         | PCT         | 3FG-FGA     | PCT         | FT-FTA         | PCT         | REB        | RPG         | PTS         | PPG         |
|----------------|--------------|----------------|-------------|-------------|-------------|----------------|-------------|------------|-------------|-------------|-------------|
| 1984-85        | 29-29        | 196-324        | .605        | ----        | ----        | 98-143         | .742        | 244        | 8.4         | 490         | 16.9        |
| 1985-86        | 28-28        | 235-506        | .464        | ----        | ----        | 150-210        | .714        | 320        | 11.4        | 625         | 22.3        |
| <b>2 years</b> | <b>57-57</b> | <b>431-830</b> | <b>.519</b> | <b>----</b> | <b>----</b> | <b>248-353</b> | <b>.702</b> | <b>564</b> | <b>10.1</b> | <b>1115</b> | <b>19.6</b> |

### #42 CLEVE WOODFORK (2003-07)

**1,094 POINTS**

CENTER, 6-9, 235, ST. LOUIS, MO.




| YEAR           | GP-GS         | FG-FGA         | PCT         | 3FG-FGA    | PCT         | FT-FTA         | PCT         | REB        | RPG        | PTS         | PPG        |
|----------------|---------------|----------------|-------------|------------|-------------|----------------|-------------|------------|------------|-------------|------------|
| 2003-04        | 28-24         | 105-206        | .510        | 0-0        | .000        | 44-77          | .571        | 161        | 5.8        | 254         | 9.1        |
| 2004-05        | 27-21         | 124-225        | .551        | 0-0        | .000        | 77-118         | .653        | 108        | 4.0        | 325         | 12.0       |
| 2005-06        | 27-17         | 63-130         | .485        | 0-0        | .000        | 64-86          | .744        | 121        | 4.5        | 190         | 7.0        |
| 2006-07        | 31-30         | 113-220        | .514        | 0-0        | .000        | 99-131         | .756        | 155        | 5.0        | 325         | 10.5       |
| <b>4 years</b> | <b>113-92</b> | <b>405-781</b> | <b>.519</b> | <b>0-0</b> | <b>.000</b> | <b>284-412</b> | <b>.689</b> | <b>545</b> | <b>4.8</b> | <b>1094</b> | <b>9.7</b> |

### #30 DEMARKO WRIGHT (1993-97)

**1,073 POINTS**

GUARD/FORWARD, 6-5, 190, DANVILLE, ILL.



| YEAR           | GP-GS         | FG-FGA         | PCT         | 3FG-FGA        | PCT         | FT-FTA         | PCT         | REB        | RPG        | PTS         | PPG        |
|----------------|---------------|----------------|-------------|----------------|-------------|----------------|-------------|------------|------------|-------------|------------|
| 1993-94        | 27-12         | 72-193         | .373        | 19-56          | .339        | 30-41          | .732        | 90         | 3.3        | 193         | 7.1        |
| 1994-95        | 27-27         | 106-242        | .438        | 41-97          | .423        | 79-106         | .745        | 94         | 3.5        | 332         | 12.3       |
| 1995-96        | 27-24         | 66-207         | .415        | 34-88          | .386        | 66-91          | .725        | 98         | 3.6        | 272         | 10.1       |
| 1996-97        | 27-27         | 94-229         | .410        | 53-127         | .417        | 35-52          | .673        | 82         | 3.0        | 276         | 10.2       |
| <b>4 years</b> | <b>108-90</b> | <b>338-871</b> | <b>.388</b> | <b>147-368</b> | <b>.399</b> | <b>210-290</b> | <b>.724</b> | <b>364</b> | <b>3.4</b> | <b>1073</b> | <b>9.9</b> |


# 1,000 POINT CLUB



## #45 RYAN DEMICHAEL (1995-99)

**1,066 POINTS**

FORWARD/CENTER, 6-9, 225, WOODHAVEN, MICH.




| YEAR    | GP-GS  | FG-FGA  | PCT  | 3FG-FGA | PCT  | FT-FTA  | PCT  | REB | RPG | PTS  | PPG  |
|---------|--------|---------|------|---------|------|---------|------|-----|-----|------|------|
| 1995-96 | 26-0   | 20-43   | .465 | 0-1     | .000 | 9-17    | .529 | 41  | 1.6 | 49   | 1.9  |
| 1996-97 | 27-2   | 81-150  | .540 | 0-2     | .000 | 58-84   | .690 | 123 | 4.6 | 220  | 8.1  |
| 1997-98 | 26-25  | 160-314 | .510 | 2-4     | .500 | 66-96   | .688 | 255 | 9.8 | 388  | 14.9 |
| 1998-99 | 26-26  | 153-307 | .498 | 32-88   | .364 | 71-101  | .703 | 230 | 8.8 | 409  | 15.7 |
| 4 years | 105-53 | 414-814 | .509 | 34-95   | .358 | 204-298 | .685 | 649 | 6.2 | 1066 | 10.2 |

## #0 OKECHI EGBE (1999-2003)

**1,063 POINTS**

GUARD/FORWARD, 6-5, 205, DECATUR, ALA.



| YEAR    | GP-GS  | FG-FGA  | PCT  | 3FG-FGA | PCT  | FT-FTA  | PCT  | REB | RPG | PTS  | PPG  |
|---------|--------|---------|------|---------|------|---------|------|-----|-----|------|------|
| 1999-00 | 28-21  | 88-198  | .444 | 25-66   | .379 | 54-74   | .730 | 110 | 3.9 | 255  | 9.1  |
| 2000-01 | 28-28  | 140-289 | .484 | 32-85   | .376 | 57-83   | .687 | 105 | 3.8 | 369  | 13.2 |
| 2001-02 | 28-13  | 66-144  | .458 | 11-40   | .275 | 19-33   | .576 | 81  | 2.9 | 162  | 5.8  |
| 2002-03 | 28-21  | 105-241 | .436 | 23-64   | .359 | 44-57   | .772 | 119 | 4.3 | 277  | 9.9  |
| 4 years | 112-83 | 399-872 | .457 | 91-255  | .357 | 174-247 | .704 | 415 | 3.7 | 1063 | 9.5  |

## #3 TERENCE SMITH (2010-11, 12-14)

**1,037 POINTS**

GUARD, 6-4, 195, RUSSELLVILLE, ALA.



| YEAR    | GP-GS | FG-FGA  | PCT  | 3FG-FGA | PCT  | FT-FTA  | PCT  | REB | RPG | PTS  | PPG  |
|---------|-------|---------|------|---------|------|---------|------|-----|-----|------|------|
| 2010-11 | 33-28 | 123-283 | .435 | 23-73   | .315 | 104-133 | .782 | 129 | 3.9 | 373  | 11.3 |
| 2012-13 | 20-16 | 65-157  | .414 | 18-43   | .419 | 63-76   | .829 | 61  | 3.1 | 211  | 10.6 |
| 2013-14 | 31-28 | 134-312 | .429 | 60-137  | .438 | 125-152 | .822 | 112 | 3.6 | 453  | 14.6 |
| 3 years | 84-72 | 322-752 | .428 | 101-253 | .399 | 292-361 | .809 | 302 | 3.6 | 1037 | 12.3 |



JARED NEWSON

2023-24 SKYHAWK MEN'S BASKETBALL



# ALL-TIME HEAD COACHES



**JC HENSON**  
1951-52

Ushering in the men's basketball era at UT Martin was James C. Henson. Henson, a former standout football player and track performer at Mississippi State, served in numerous capacities during his early years at UT Martin. He coached football and basketball, headed the Department of Physical Education, served as director of athletics and taught a chemistry class. Colleagues and students both remember his philosophy of life, good humor and amicable manner.

In 1952, the UT Martin athletics department opened a new branch of the department that catered to only women's athletics, thanks in large part to Henson's funding.

Henson also was at the helm of some of the most successful programs in school history - the men's tennis program. Henson won four Volunteer State Athletic Conference titles in the 1970's. After coaching the team for three decades, Henson retired in 1980.

Henson's presence is still very much around the UT Martin campus, as the Henson House overlooks the team's varsity tennis courts and serves as an office for the head coach as well as a dressing room, a player locker room, media room equipped with surround sound, a stringing room with three stringing machines, a full kitchen and a team meeting room.

All in all, Henson served as athletics director from 1947-71, and head coach of the football (1947-56), men's basketball (1947-52) and men's tennis (1952-80) squads.

In 1984, Henson was the ninth member inducted into the UT Martin Athletics Hall of Fame.

**SEASONS: 1**

|               |                       |
|---------------|-----------------------|
| 1951-52:      | 6-12                  |
| <b>TOTAL:</b> | <b>6-12</b><br>(.333) |



**FLOYD BURDETTE**  
1952-71

The longest tenured coach in UT Martin history, Floyd Burdette was at the helm when UT Martin competed in the Volunteer State Athletic Conference.

Burdette, who played basketball at UT Martin in the mid-1930's, returned home to head the men's basketball program in 1952. A native of Martin, Burdette had served for seven years as the head basketball coach at the University of Alabama prior to his appointment at Martin.

Burdette won the most games of any coach in UT Martin history (197), and posted a .500 record or better in nine of his 11 seasons in the VSAC. As the team prepared to exit the VSAC and enter the Mid-South Conference in 1970, Burdette's team stormed to three successive victories and the conference championship.

Burdette also was part of a major change in UT Martin athletics history in 1969, as he recruited Leonard Hamilton, who was the first African-American to suit up for a UT Martin athletics program.

Burdette was a charter member into the UT Martin Athletics Hall of Fame in 1983.

**SEASONS: 19**

|               | <u>TOTAL</u>             | <u>VSAC</u>            |
|---------------|--------------------------|------------------------|
| 1952-53:      | 7-9                      | ---                    |
| 1953-54:      | 15-3                     | ---                    |
| 1954-55:      | 14-4                     | ---                    |
| 1955-56:      | 13-6                     | ---                    |
| 1956-57:      | 7-13                     | ---                    |
| 1957-58:      | 8-2                      | ---                    |
| 1958-59:      | 9-13                     | ---                    |
| 1959-60:      | 10-9                     | ---                    |
| 1960-61:      | 13-10                    | 7-5                    |
| 1961-62:      | 13-11                    | 8-6                    |
| 1962-63:      | 12-12                    | 6-4                    |
| 1963-64:      | 11-10                    | 8-4                    |
| 1964-65:      | 11-13                    | 6-6                    |
| 1965-66:      | 12-8                     | 7-2                    |
| 1966-67:      | 11-13                    | 6-1                    |
| 1967-68:      | 3-18                     | 3-7                    |
| 1968-69:      | 8-12                     | 5-5                    |
| 1969-70:      | 14-12                    | 6-4                    |
| 1970-71:      | 3-20                     | 0-9                    |
| <b>TOTAL:</b> | <b>197-201</b><br>(.495) | <b>62-53</b><br>(.539) |



**BOB PAYNTER**  
1971-80

As the UT Martin program entered the Gulf South Conference, Bob Paynter was appointed to run the men's basketball program, as well as direct the athletics department in 1971.


Prior to becoming head coach and director of athletics, Paynter had been serving as an administrative assistant to UT Martin Chancellor Archie R. Dykes. A native of Richmond, Ky., he received his bachelor's degree from St. Mary's College in Minnesota, his master's degree from Eastern Kentucky University, and a doctorate in education from the University of Tennessee in Knoxville. His coaching experience included a 14-year stint as head coach at the University High School of East Tennessee State University.

Paynter compiled three seasons with a .500 or better record, but could never reach that mark in GSC competition. Paynter did, however, coach eight different players to All-GSC honors. Paynter was responsible for Fred Sanders, Jim Martin and Larry Carter earning All-GSC first team accolades in his tenure, as well as guiding Jack Bendure, Marcus McLemore, Vic Quinn, Joe Biddie and Don Hubbard to All-GSC second team mentions in his tenure.

In fact, Paynter was the man responsible for recruiting Hubbard, who ended his four-year UT Martin career as the school's all-time leading scorer, reaching 1,124 points.

**SEASONS: 9**

|               | <u>TOTAL</u>            | <u>GSC</u>             |
|---------------|-------------------------|------------------------|
| 1971-72:      | 10-16                   | 3-5                    |
| 1972-73:      | 13-13                   | 5-9                    |
| 1973-74:      | 8-15                    | 3-10                   |
| 1974-75:      | 11-13                   | 6-7                    |
| 1975-76:      | 15-8                    | 5-6                    |
| 1976-77:      | 13-9                    | 7-9                    |
| 1977-78:      | 11-14                   | 5-7                    |
| 1978-79:      | 7-19                    | 2-14                   |
| 1979-80:      | 11-15                   | 3-9                    |
| <b>TOTAL:</b> | <b>99-122</b><br>(.448) | <b>39-76</b><br>(.339) |



**ART TOLIS**  
1980-82

Leading the UT Martin program to its first-ever 20-win season and NCAA Division II Tournament appearance was head coach Art Tolis.

Tolis, who had served as an assistant coach at Louisiana State University for six years, was highly respected as a coach and a recruiter prior to his appointment at UT Martin by Chancellor Charles E. Smith and athletics director Ray Mears.

In Tolis' first season at the helm, he led UT Martin to five Gulf South Conference wins, which was the total of combined GSC wins the team had accumulated in the previous two seasons. Don Hubbard earned All-GSC second team honors in 1980-81.

The team took off in Tolis' second season, setting a program record for single-season overall wins (20) and GSC victories (nine). The team earned one of the program's biggest wins at the time, a 65-41 drubbing of Mississippi State in Starkville on Dec. 12, 1981. In the season's 11 losses, only one loss was more than eight points, including an amazing seven losses by five points or less. Three of the team's losses came to GSC rival Livingston by a combined eight points, including the GSC Tournament championship game. Even with the loss, the team advanced to the NCAA Division II Tournament, defeating Central Missouri before falling to future OVC member Southeast Missouri by a 56-53 score.

Tolis' second season also produced another school record, as the team landed two first-team All-GSC selections in Larry Brooks and Darrell Smith.

**SEASONS: 2**

|               | <u>TOTAL</u>           | <u>GSC</u>             |
|---------------|------------------------|------------------------|
| 1980-81:      | 12-14                  | 5-7                    |
| 1981-82:      | 20-11                  | 9-3                    |
| <b>TOTAL:</b> | <b>32-25</b><br>(.561) | <b>14-10</b><br>(.583) |



**TOM HANCOCK**  
1982-90

Leading one of the most successful stretches in UT Martin basketball history was Glen Ellyn, Ill. native Tom Hancock.

Hancock had spent one season as an assistant coach at UT Martin before being promoted to head coach after the resignation of Art Tolis concluding the 1981-82 season.

Hancock's first year was a season of many firsts for UT Martin, as the team broke or tied 19 school records en route to a program-best 21 win season, its first Gulf South Conference championship, and second consecutive NCAA Division II South Central Regional Tournament.

Picked seventh out of eight teams in the preseason poll in 1982-83, Hancock earned GSC Coach of the Year Honors and 6-7 junior center Jerry Davis was named GSC Player of the Year - both of which were the first time UT Martin was represented in those GSC categories. The Pacers went 17-1 at home and ranked No. 4 in the NCAA in defense, as Davis, Gus Rudolph and Mitch Stentiford were all named to the GSC's first team.

Hancock would go on to post two more 20-win seasons and win one more GSC championship in the 1987-88 season. Overall, Hancock's teams shattered more than 40 records in his tenure, as he averaged 19 wins per season (second-most in school history).

**SEASONS: 9**

|               | <u>TOTAL</u>             | <u>GSC</u>             |
|---------------|--------------------------|------------------------|
| 1982-83:      | 21-10                    | 11-3                   |
| 1983-84:      | 19-10                    | 8-6                    |
| 1984-85:      | 20-9                     | 10-6                   |
| 1985-86:      | 18-11                    | 9-7                    |
| 1986-87:      | 17-11                    | 7-9                    |
| 1987-88:      | 20-8                     | 12-4                   |
| 1988-89:      | 1-25                     | 1-15                   |
| 1989-90:      | 10-17                    | 6-10                   |
| 1990-91:      | 1-6                      | 0-0                    |
| <b>TOTAL:</b> | <b>132-122</b><br>(.520) | <b>66-74</b><br>(.471) |



# ALL-TIME HEAD COACHES



**CAL LUTHER**

1990-99

Perhaps the most influential coach in UT Martin history was Cal Luther. Tabbed by UT Martin athletics director Don McLeary to guide the UT Martin program through the NCAA Division-I re-classification process, Luther had more than 30 years of coaching experience.

After rebuilding DePauw (Ind.) to an Indiana Collegiate Conference championship, Luther moved on to Ohio Valley Conference member Murray State, where he was credited for laying the foundation for the program's success. At Murray State, Luther led the Racers to three OVC titles, was named OVC Coach of the Year three times, and earned a spot in the school's athletics Hall of Fame after leading the team to two NCAA Tournaments. From Murray State, Luther went to Longwood in Virginia, where he led a former all-girls school to a transition from Division-III to Division-II, earning five winning seasons and a 20-7 record in 1988-89.

At UT Martin, Luther guided the team into the Ohio Valley Conference and made the change from the Pacers nickname to Skyhawks. While the team scheduled the toughest opponents for most of Luther's tenure to keep up with Division-I budget restraints, Luther still found success - earning OVC Coach of the Year in 1996 after his program earned its first OVC winning season.

Luther was inducted into the UT Martin Athletics Hall of Fame as a pioneer in 2017.

**SEASONS: 9**

|               | TOTAL         | GSC          |
|---------------|---------------|--------------|
| *1990-91:     | 5-15          | 2-14         |
| 1991-92:      | 9-19          | ---          |
|               |               | <b>OVC</b>   |
| 1992-93:      | 7-19          | 4-12         |
| 1993-94:      | 5-22          | 3-13         |
| 1994-95:      | 7-20          | 5-11         |
| 1995-96:      | 13-14         | 9-7          |
| 1996-97:      | 11-16         | 8-10         |
| 1997-98:      | 7-20          | 5-13         |
| 1998-99:      | 8-18          | 5-13         |
| <b>TOTAL:</b> | <b>72-163</b> | <b>39-79</b> |
|               | (.306)        | (.331)       |



**BRET CAMPBELL**

1999-2009

The UT Martin Skyhawks earned its first-ever postseason berth as a Division-I member under the guidance of Bret Campbell. An assistant coach at OVC member Austin Peay before his arrival in Martin, Campbell gave the Skyhawks its first-ever winning season since joining the Division-I ranks in just his third season in charge.

Six of the 14 UT Martin all-time 1,000 point scorers played under Campbell, including standout guard Lester Hudson. In Campbell's last two seasons as coach, the Skyhawks were led by Hudson, who quickly became one of the most dynamic players in the NCAA after tallying the NCAA's first-ever quadruple double (25 points, 12 rebounds, 10 assists and 10 steals) against Central Baptist in his third career game.

Under Campbell, the Skyhawks hosted its first OVC Tournament game and won its first two OVC Tournament games. The best season by far in Campbell's tenure was 2008-09, when the Skyhawks secured its first-ever outright regular-season OVC championship. The Skyhawks posted its first 20-win season since 1987-88, and made an appearance in the National Invitation Tournament, where it hung tough with Auburn before falling 87-82. For his efforts, Campbell received OVC Coach of the Year honors.

**SEASONS: 10**

|               | TOTAL          | OVC           |
|---------------|----------------|---------------|
| 1999-2000:    | 10-18          | 7-11          |
| 2000-01:      | 10-18          | 5-11          |
| 2001-02:      | 15-14          | 7-9           |
| 2002-03:      | 14-14          | 7-9           |
| 2003-04:      | 10-18          | 5-11          |
| 2004-05:      | 6-21           | 3-13          |
| 2005-06:      | 13-15          | 9-11          |
| 2006-07:      | 8-23           | 5-15          |
| 2007-08:      | 17-16          | 11-9          |
| 2008-09:      | 22-10          | 14-4          |
| <b>TOTAL:</b> | <b>125-168</b> | <b>73-103</b> |
|               | (.427)         | (.415)        |



**JASON JAMES**

2009-14

After spending seven seasons as an assistant coach at UT Martin, including the role of associate head coach during the 2008-09 OVC championship season, Jason James was named the program's eighth head coach. A native of St. Louis, Mo., he was the nation's second-youngest NCAA Division-I men's basketball head coach at the time of his hiring.

A bit of history occurred in December of James' debut season, as the Skyhawks earned back-to-back OVC Player of the Week accolades for just the second time ever.

In Year Two of the James Era, the team tripled its win output from the previous season. Senior Benzor Simmons became the program's 15th member of the 1,000 point club, while a trio of freshmen combined to win eight adidas OVC Freshman of the Week awards, the most awards recorded by one school since the league began handing out the award in 1978-79.

In 2011-12, James coached OVC Freshman of the Year Myles Taylor, who was also a member of the OVC's All-Newcomer team.

The following season, James led UT Martin back to the OVC Tournament, downing league heavyweights Eastern Kentucky (25-10 record) and winning at OVC West champion Murray State (21-10) for the first time in program history.

In 2013-14, James oversaw three players who joined UT Martin's exclusive 1,000 career point club in Mike Liabo, Myles Taylor and Terence Smith.

**SEASONS: 5**

|               | TOTAL         | OVC          |
|---------------|---------------|--------------|
| 2009-10:      | 4-25          | 1-17         |
| 2010-11:      | 12-21         | 6-12         |
| 2011-12:      | 4-27          | 0-16         |
| 2012-13:      | 9-21          | 5-11         |
| 2013-14:      | 8-23          | 3-13         |
| <b>TOTAL:</b> | <b>37-117</b> | <b>15-63</b> |
|               | (.240)        | (.179)       |



**HEATH SCHROYER**

2014-16

Leading UT Martin to an unprecedented era of success is Heath Schroyer.

The Healthsville, Md. native directed the Skyhawks to back-to-back 20-win seasons for the first time since 1981-83. Schroyer's 41 wins are tied for the most in a two-year span in school history.

In 2015-16, Schroyer led UT Martin to its first-ever OVC West division championship and first OVC Tournament championship game in program history. The Skyhawks advanced to the postseason for the second straight year, winning their first round game in the 2016 CollegenInsider.com Postseason Tournament.

Schroyer was at the forefront of one of the most successful seasons in school history in his debut season, as the Skyhawks finished one win shy (21) of the school record. UT Martin's 13-win increase from the previous season was tied for the fourth-best improvement in the nation as the Skyhawks led all of Division-I with 12 road wins, which is a school record.

UT Martin notched the first three postseason victories in the program's Division-I history, advancing all the way to the Final Four of the CollegenInsider.com Postseason Tournament. Out of 345 Division-I members, the Skyhawks were one of the final 14 teams alive in the hunt for a national postseason title.

Schroyer was named the Tennessee Sports Writers Association Men's Basketball Coach of the Year in 2014-15. He was also one of 16 finalists for the 2015 Hugh Durham National Coach of the Year Award.

**SEASONS: 2**

|               | TOTAL        | OVC          |
|---------------|--------------|--------------|
| 2014-15:      | 21-13        | 10-6         |
| 2015-16:      | 20-15        | 10-6         |
| <b>TOTAL:</b> | <b>41-28</b> | <b>20-12</b> |
|               | (.594)       | (.625)       |



**ANTHONY STEWART**

2016-20

Tying a school record for most single-season victories in his first year was Anthony Stewart, who was elevated to head coach on April 21, 2016 after serving as associate head coach under Heath Schroyer.

UT Martin's 22 wins in 2016-17 equaled the school record for most single-season victories, as the Skyhawks won their first-ever outright OVC West division championship and advanced to the OVC Tournament championship game for the second consecutive year.

After his debut season, Stewart was selected as one of 21 finalists for the 2017 Ben Jobe National Coach of the Year Award, given annually to the nation's top Division-I minority head coach. His 22 wins were the third-highest total of the 29 first-year head coaches in Division-I basketball that season.

UT Martin's 14 home wins in 2016-17 were the most in the school's Division-I Era (since 1992) and were the most for the program since 1987-88. The Skyhawks' 10 nonconference wins were tied for the most in program history and were the most since 1986-87.

In his second season at the helm, UT Martin produced four different players who collected an OVC weekly accolade, which tied the 2008-09 OVC championship squad for the second-most OVC weekly award winners in school history.

In 2018-19, Stewart helped guide the Skyhawks to another OVC Championship tournament win.

The 2019-20 season saw Quintin Dove and Parker Stewart both earn All-OVC nods, marking just the fourth time in school history where UT Martin landed players on both of the league's first and second teams.

Stewart tragically passed away at the age of 50 on Nov. 15, 2020 - less than two weeks before UT Martin was set to start the 2020-21 campaign.

**SEASONS: 4**

|               | TOTAL        | OVC          |
|---------------|--------------|--------------|
| 2016-17:      | 22-13        | 10-6         |
| 2017-18:      | 10-21        | 5-13         |
| 2018-19:      | 12-19        | 6-12         |
| 2019-20:      | 9-20         | 5-13         |
| <b>TOTAL:</b> | <b>53-73</b> | <b>26-44</b> |
|               | (.421)       | (.371)       |

2023-24 SKYHAWK MEN'S BASKETBALL



## ALL-TIME HEAD COACHES



**MONTEZ ROBINSON**  
2020-21

Montez Robinson was appointed as interim head coach on Nov. 17, 2020 - two days after the sudden passing of Anthony Stewart.

The 2020-21 UT Martin squad swept the season series against Ohio Valley Conference rival Southeast Missouri for the first time since the 2008-09 season, swept OVC foe Eastern Illinois for the first time since 2014-15, defeated OVC preseason favorite Austin Peay and beat Evansville for just the second time in school history (was previously 1-11 against the Purple Aces).

The Skyhawks began the season 3-0 for the first time since the 1989-90 campaign, three years before UT Martin joined the NCAA Division I ranks. The Skyhawks were one of the final 33 Division I teams to stay unbeaten (not suffering their first setback until Dec. 20) and were a perfect 6-0 in games decided by single digits - five of which came in OVC play.

Robinson, who was originally hired as an assistant coach, came to the Skyhawks after a successful five-year stint as head coach at Alcorn State University. The Fairfield, Ala. native compiled a .556 winning percentage in league games with the Braves.

Robinson's best season occurred in 2016-17, when he guided the Braves to the SWAC Tournament championship game. He became the first Alcorn State representative to win SWAC Coach of the Year accolades since 2002. He was a two-time finalist for the Ben Jobe National Coach of the Year Award (following the 2015-16 and 2016-17 seasons) and was also a finalist for the 2016 Joe B. Hall National Coach of the Year Award.

**SEASONS: 1**

|               | TOTAL       | OVC         |
|---------------|-------------|-------------|
| 2020-21:      | 8-16        | 6-14        |
| <b>TOTAL:</b> | <b>8-16</b> | <b>6-14</b> |
|               | (.333)      | (.300)      |



**RYAN RIDDER**  
2021-Present

Ryan Ridder was tabbed as the program's 12th head coach on March 30, 2021.

Ridder engineered the second-biggest turnaround in school history in 2022-23, increasing the Skyhawks' win total from eight to 19. That marked the fifth-most victories since the program transitioned into the NCAA Division I ranks (in 1992). UT Martin also advanced to its fifth all-time appearance in the Ohio Valley Conference Championship semifinals.

The Skyhawks tied for their third-most OVC wins in school history in Year Two of the Ridder Era, earning 10 victories while defeating each league foe at least once. UT Martin's 14 home wins were tied for the most in the program's NCAA Division I Era.

In Ridder's debut season as a Skyhawk, he led a team that was the first NCAA Division I squad to not return a single player from the previous season since the 2014-15 campaign. As a direct result, UT Martin produced seven of the OVC's 16 Newcomer of the Week award winners - marking the second-most honorees in that category in school history (just one shy of the 2014-15 squad).

Ridder joined the Skyhawks after eight highly successful seasons as a head coach at Bethune-Cookman University (2017-21) and Daytona State College (2013-17). The Lexington, Ky. native was named the 2018 Joe B. Hall Award winner for the nation's top first-year Division I head coach. He was spotlighted by ESPN to its top "40 Under 40" list of the nation's head and assistant coaches in May 2020.

**SEASONS: 2**

|               | TOTAL        | OVC          |
|---------------|--------------|--------------|
| 2021-22:      | 8-22         | 4-14         |
| 2022-23:      | 19-14        | 10-8         |
| <b>TOTAL:</b> | <b>27-36</b> | <b>14-22</b> |
|               | (.429)       | (.389)       |

### MOST OVERALL WINS

| Rank                          | Name (Years)               | Record          | Seasons   |
|-------------------------------|----------------------------|-----------------|-----------|
| 1                             | Floyd Burdette (1952-71)   | 197-201         | 19        |
| 2                             | Tom Hancock (1982-90)      | 132-122         | 9         |
| 3                             | Bret Campbell (1999-2009)  | 125-168         | 10        |
| 4                             | Bob Paynter (1971-80)      | 99-122          | 9         |
| 5                             | Cal Luther (1990-99)       | 72-163          | 9         |
| 6                             | Anthony Stewart (2016-20)  | 53-73           | 4         |
| 7                             | Heath Schroyer (2014-16)   | 41-28           | 2         |
| 8                             | Jason James (2009-14)      | 37-117          | 5         |
| 9                             | Art Tolis (1980-82)        | 32-25           | 2         |
| 10                            | Ryan Ridder (2021-Present) | 27-36           | 2         |
| 11                            | Montez Robinson (2020-21)  | 8-16            | 1         |
| 12                            | JC Henson (1951-52)        | 6-12            | 1         |
| <b>12 Coaches (1951-2023)</b> |                            | <b>829-1083</b> | <b>72</b> |

### HIGHEST WINNING PERCENTAGE

| Rank                          | Name (Years)               | Win Pct.    | Seasons   |
|-------------------------------|----------------------------|-------------|-----------|
| 1                             | Heath Schroyer (2014-16)   | .594        | 2         |
| 2                             | Art Tolis (1980-82)        | .561        | 2         |
| 3                             | Tom Hancock (1982-90)      | .520        | 9         |
| 4                             | Floyd Burdette (1952-71)   | .495        | 19        |
| 5                             | Bob Paynter (1971-80)      | .448        | 9         |
| 6                             | Ryan Ridder (2021-Present) | .429        | 2         |
| 7                             | Bret Campbell (1999-2009)  | .427        | 10        |
| 8                             | Anthony Stewart (2016-20)  | .421        | 4         |
| 9                             | Montez Robinson (2020-21)  | .333        | 1         |
|                               | JC Henson (1951-52)        | .333        | 1         |
| 11                            | Cal Luther (1990-99)       | .306        | 9         |
| 12                            | Jason James (2009-14)      | .240        | 5         |
| <b>12 Coaches (1951-2023)</b> |                            | <b>.434</b> | <b>72</b> |



# YEARLY RESULTS

1951-52

**Coach: J.C. Henson**

**Record: 6-12**

| Opponent                 | W/L | Score  |
|--------------------------|-----|--------|
| Murray State Jr. Varsity | L   | 25-98  |
| Missouri Baptist         | L   | 47-52  |
| Bethel                   | L   | 47-81  |
| Martin College           | W   | 69-53  |
| Martin College           | W   | 77-62  |
| Bethel                   | L   | 36-70  |
| Lambuth                  | L   | 53-100 |
| Missouri Baptist         | L   | 38-42  |
| Paducah Jr. College      | L   | 47-98  |
| Freed-Hardeman           | W   | 65-58  |
| Martin College           | L   | 40-47  |
| Martin College           | W   | 51-40  |
| Murray State Jr. Varsity | L   | 41-81  |
| Paducah Jr. College      | L   | 70-85  |
| Lambuth                  | L   | 48-98  |
| Freed-Hardeman           | W   | 70-64  |
| Christian Brothers       | L   | 43-47  |
| Christian Brothers       | W   | 77-60  |

1952-53

**Coach: Floyd Burdette**

**Record: 7-9**

| Opponent           | W/L | Score |
|--------------------|-----|-------|
| Freed-Hardeman     | L   | 49-53 |
| Bethel             | L   | 66-77 |
| Northwest          | L   | 61-68 |
| Union Frosh        | W   | 63-61 |
| Austin Peay Frosh  | W   | 61-55 |
| Lambuth            | L   | 55-72 |
| Paducah            | L   | 72-87 |
| Christian Brothers | W   | 60-55 |
| Freed-Hardeman     | W   | 71-67 |
| Bethel             | W   | 70-65 |
| Northwest          | W   | 78-56 |
| Union Frosh        | L   | 55-65 |
| Austin Peay Frosh  | L   | 62-76 |
| Lambuth            | L   | 60-66 |
| Paducah            | L   | 65-81 |
| Christian Brothers | W   | 48-47 |

1953-54

**Coach: Floyd Burdette**

**Record: 15-3**

| Opponent                | W/L | Score |
|-------------------------|-----|-------|
| Rutherford Independent  | W   | 84-58 |
| Rivers Independent      | W   | 79-50 |
| Athens                  | W   | 92-49 |
| Murray St. Jr. Varsity  | W   | 90-73 |
| Bethel                  | L   | 74-79 |
| Freed-Hardeman          | W   | 70-64 |
| Lambuth                 | L   | 67-74 |
| Austin Peay Jr. Varsity | W   | 78-48 |
| Belmont                 | W   | 83-81 |
| Christian Brothers      | W   | 50-49 |
| Bethel                  | W   | 70-59 |
| Freed-Hardeman          | W   | 91-74 |
| Christian Brothers      | W   | 69-64 |
| Austin Peay Jr. Varsity | W   | 78-49 |
| NE Miss. Jr. College    | W   | 84-60 |
| Belmont                 | L   | 60-67 |
| Memphis Navy            | W   | 83-75 |
| Lambuth                 | W   | 87-75 |

1954-55

**Coach: Floyd Burdette**

**Record: 14-4**

| Opponent                 | W/L | Score |
|--------------------------|-----|-------|
| Parsons Independent      | W   | 88-63 |
| Pilot Oak Independent    | W   | 76-61 |
| Freed-Hardeman           | W   | 64-52 |
| Lambuth                  | W   | 89-86 |
| Union University         | W   | 68-56 |
| Freed-Hardeman           | W   | 72-52 |
| Murray State Jr. Varsity | L   | 69-75 |
| Vanderbilt Frosh         | W   | 75-58 |
| Christian Brothers       | W   | 71-37 |
| Union University         | W   | 92-85 |
| Memphis Navy             | L   | 69-82 |
| Murray State Jr. Varsity | L   | 50-56 |
| Vanderbilt Frosh         | W   | 62-56 |
| Paducah Jr. College      | W   | 95-75 |
| Christian Brothers       | L   | 57-60 |
| Memphis Navy             | W   | 85-64 |
| Steward A.F. Base        | W   | 83-81 |
| Lambuth                  | W   | 86-56 |

1955-56

**Coach: Floyd Burdette**

**Record: 13-6**

| Opponent                 | W/L | Score   |
|--------------------------|-----|---------|
| Trenton Independent      | W   | 109-43  |
| Kennett Missouri         | W   | 72-69   |
| Freed-Hardeman           | W   | 72-66   |
| Oakland City             | W   | 71-65   |
| Bethel                   | L   | 102-104 |
| Paducah Jr. College      | L   | 81-93   |
| Freed-Hardeman           | W   | 82-78   |
| Lambuth College          | W   | 87-74   |
| Bethel                   | W   | 86-81   |
| Murray State Jr. Varsity | W   | 79-74   |
| Middle Tenn. Jr. Varsity | W   | 84-76   |
| Union University         | W   | 84-62   |
| Union University         | L   | 73-77   |
| Vanderbilt Frosh         | L   | 69-90   |
| Vanderbilt Frosh         | L   | 65-93   |
| Paducah Jr. College      | W   | 70-60   |
| Clarksville Naval        | W   | 75-61   |
| Lambuth                  | W   | 70-66   |
| Murray State Jr. Varsity | L   | 83-99   |

1956-57

**Coach: Floyd Burdette**

**Record: 7-13**

| Opponent                 | W/L | Score  |
|--------------------------|-----|--------|
| Trenton                  | W   | 121-38 |
| Oakland City             | L   | 86-96  |
| Oakland City             | L   | 61-82  |
| Paducah Jr. College      | L   | 66-70  |
| Delta State              | W   | 87-78  |
| Freed-Hardeman           | L   | 71-75  |
| Mo. School of Mines      | L   | 60-75  |
| Union University         | L   | 57-66  |
| Trenton                  | W   | 91-44  |
| Paducah Jr. College      | L   | 70-92  |
| Athens                   | L   | 52-72  |
| Union University         | W   | 79-63  |
| Lambuth                  | W   | 87-69  |
| Murray State Jr. Varsity | W   | 68-67  |
| Lambuth                  | L   | 66-68  |
| Vanderbilt Frosh         | L   | 48-72  |

|                  |   |       |
|------------------|---|-------|
| Freed-Hardeman   | W | 92-90 |
| Murray State     | L | 74-80 |
| Delta State      | L | 65-78 |
| Vanderbilt Frosh | L | 70-84 |

1957-58

**Coach: Floyd Burdette**

**Record: 8-2**

| Opponent            | W/L | Score |
|---------------------|-----|-------|
| Jackson Independent | W   | 92-39 |
| Athens              | L   | 79-84 |
| Oakland City        | W   | 83-75 |
| Oakland City        | W   | 70-59 |
| Delta State         | W   | 69-58 |
| Paducah Jr. College | W   | 97-73 |
| Mo. School of Mines | W   | 79-55 |
| Belmont             | W   | 82-75 |
| Union University    | W   | 67-63 |
| Paducah Jr. College | L   | 69-72 |

1958-59

**Coach: Floyd Burdette**

**Record: 9-13**

| Opponent                 | W/L | Score |
|--------------------------|-----|-------|
| Union University         | W   | 87-47 |
| Bethel                   | L   | 62-63 |
| Oakland City             | L   | 91-94 |
| Oakland City             | L   | 67-80 |
| Bethel                   | L   | 62-72 |
| Freed-Hardeman           | W   | 58-38 |
| Missouri School of Mines | W   | 79-74 |
| Lipscomb                 | W   | 71-70 |
| Lipscomb                 | L   | 59-70 |
| Union University         | W   | 71-68 |
| Freed-Hardeman           | L   | 60-77 |
| Christian Brothers       | L   | 55-66 |
| Lambuth College          | W   | 65-64 |
| Union University         | L   | 65-94 |
| Bethel                   | W   | 83-72 |
| Christian Brothers       | L   | 50-58 |
| Tennessee Doctors        | W   | 76-66 |
| Belmont                  | W   | 83-61 |
| Lipscomb                 | L   | 61-63 |

1959-60

**Coach: Floyd Burdette**

**Record: 10-9**

| Opponent                 | W/L | Result |
|--------------------------|-----|--------|
| Ky-Tenn. All-Stars       | W   | 88-74  |
| Lyon College             | W   | 74-72  |
| Christian Brothers       | L   | 50-69  |
| Union University         | W   | 67-64  |
| Freed-Hardeman           | W   | 90-81  |
| Missouri School of Mines | W   | 84-32  |
| Austin Peay              | L   | 50-75  |
| Belmont                  | W   | 72-67  |
| Lambuth College          | L   | 51-52  |
| Freed-Hardeman           | L   | 69-71  |
| Union University         | W   | 59-56  |
| Lipscomb                 | L   | 54-58  |
| Christian Brothers       | L   | 48-71  |
| Belmont College          | L   | 60-62  |
| Austin Peay              | L   | 75-78  |
| Lambuth College          | W   | 68-57  |
| Lipscomb                 | W   | 71-68  |
| Milligan                 | W   | 61-58  |
| Tennessee Wesleyan       | L   | 63-66  |

2023-24 SKYHAWK MEN'S BASKETBALL



# YEARLY RESULTS

## 1960-61

**Coach: Floyd Burdette**

**Record: 13-10/ VSAC: 7-5**

| Date  | Opponent            | H/A | Result    |
|-------|---------------------|-----|-----------|
| 11/18 | Lyon College        | H   | W, 86-69  |
| 11/24 | Harding Academy     | A   | L, 67-68  |
| 11/24 | Lyon College        | A   | W, 95-73  |
| 11/28 | Harding Academy     | H   | W, 95-71  |
| 12/1  | * Freed-Hardeman    | H   | W, 100-63 |
| 12/5  | * Austin Peay       | A   | W, 73-72  |
| 12/8  | * Freed-Hardeman    | A   | W, 82-64  |
| 12/17 | Mo. School of Mines | A   | L, 71-81  |
| 12/17 | Delta State         | A   | L, 50-73  |
| 1/14  | * Lipscomb          | H   | W, 62-57  |
| 1/19  | * Union University  | H   | L, 68-69  |
| 1/21  | Delta State         | H   | W, 89-86  |
| 1/23  | * Lambuth           | H   | W, 87-70  |
| 1/28  | * Belmont           | A   | L, 74-76  |
| 1/30  | Florence            | A   | L, 69-72  |
| 2/2   | Florence            | H   | W, 87-76  |
| 2/4   | * Lipscomb          | A   | L, 65-82  |
| 2/9   | * Union University  | A   | L, 61-67  |
| 2/11  | * Austin Peay       | H   | L, 86-95  |
| 2/14  | * Lambuth           | A   | W, 92-73  |
| 2/18  | * Belmont           | H   | W, 87-86  |
| 2/22  | \$ Lincoln Memorial | W   | W, 79-76  |
|       | \$ Austin Peay      | L   | L, 75-82  |

\* - Volunteer State Athletic Conference Game  
\$ - VSAC Tournament

## 1961-62

**Coach: Floyd Burdette**

**Record: 13-11/ VSAC: 8-6**

| Opponent            | H/A | Result    |
|---------------------|-----|-----------|
| * Freed-Hardeman    | H   | W, 96-75  |
| Lyon College        | A   | L, 72-90  |
| * Lambuth           | A   | L, 73-74  |
| Mo. School of Mines | H   | W, 109-83 |
| Lyon College        | H   | W, 92-80  |
| * Bethel            | H   | W, 89-74  |
| North Alabama       | A   | L, 77-79  |
| * Freed-Hardeman    | A   | W, 85-67  |
| * Belmont           | A   | W, 84-64  |
| * Bethel            | H   | L, 69-71  |
| * Belmont           | H   | W, 68-57  |
| * Austin Peay       | A   | L, 79-82  |
| * Lipscomb          | H   | W, 62-61  |
| * Austin Peay       | H   | L, 76-80  |
| * Union University  | A   | L, 81-92  |
| North Alabama       | H   | L, 82-89  |
| * Union University  | H   | W, 98-73  |
| Delta State         | A   | L, 76-87  |
| * Lambuth           | H   | W, 90-75  |
| * Lipscomb          | A   | L, 56-58  |
| \$ Lincoln Memorial | W   | W, 77-59  |
| \$ Tusculum College | W   | W, 62-48  |
| \$ Austin Peay      | W   | W, 74-65  |
| \$ Carson-Newman    | L   | L, 42-63  |

\* - Volunteer State Athletic Conference Game  
\$ - VSAC Tournament

## 1962-63

**Coach: Floyd Burdette**

**Record: 12-12/ VSAC: 6-4**

| Date  | Opponent           | H/A | Result   |
|-------|--------------------|-----|----------|
| 12/6  | Lambuth            | H   | W, 85-83 |
| 12/14 | Southeast Missouri | A   | L, 77-93 |

|       |                       |   |          |
|-------|-----------------------|---|----------|
| 12/17 | # Wofford             | N | L, 59-66 |
| 12/18 | # Mississippi College | N | L, 73-85 |
| 12/20 | Lyon College          | H | W, 83-80 |
| 12/21 | Lyon College          | H | W, 85-62 |
| 12/28 | % Lyon College        | A | L, 44-62 |
| 12/29 | % Arkansas State      | N | W, 78-75 |
| 1/7   | Delta State           | H | L, 60-70 |
| 1/10  | North Alabama         | H | W, 86-69 |
| 1/12  | * Lipscomb            | A | L, 64-70 |
| 1/17  | Lambuth               | A | L, 64-65 |
| 1/21  | * Belmont             | H | W, 83-61 |
| 1/24  | * Bethel              | H | W, 80-70 |
| 1/28  | * Union University    | H | W, 87-76 |
| 1/31  | * Austin Peay         | H | W, 82-74 |
| 2/2   | * Belmont             | A | W, 99-81 |
| 2/4   | * Bethel              | A | W, 69-57 |
| 2/7   | * Austin Peay         | A | L, 57-74 |
| 2/11  | * Union University    | A | L, 69-78 |
| 2/14  | * Lipscomb            | H | L, 60-70 |
| 2/16  | North Alabama         | A | L, 78-94 |
| 2/20  | \$ Milligan           | A | W, 70-63 |
| 2/22  | \$ Tennessee Wesleyan | A | L, 67-79 |

# - Union University Invitational - Jackson, Tenn.  
% - Lyon College Invitational - Fayetteville, Ark.  
\* - Volunteer State Athletic Conference Game  
\$ - VSAC Tournament

## 1963-64

**Coach: Floyd Burdette**

**Record: 11-10/ VSAC: 8-4**

| Date  | Opponent              | H/A | Result    |
|-------|-----------------------|-----|-----------|
| 12/2  | * Austin Peay         | A   | L, 65-89  |
| 12/7  | * Lambuth College     | H   | W, 89-66  |
| 12/11 | North Alabama         | H   | L, 65-73  |
| 12/14 | Southeast Missouri    | A   | L, 80-110 |
| 12/20 | Lyon College          | H   | W, 75-71  |
| 12/31 | Lyon College          | A   | L, 66-74  |
| 1/8   | Southeast Missouri    | H   | L, 56-63  |
| 1/11  | * Lipscomb            | H   | W, 68-61  |
| 1/14  | * Union University    | A   | W, 69-65  |
| 1/18  | * Belmont             | A   | L, 68-71  |
|       | North Alabama         | H   | W, 79-76  |
| 1/25  | Delta State           | A   | W, 80-74  |
| 1/27  | * Bethel              | H   | W, 70-54  |
| 1/30  | * Lambuth             | A   | W, 70-63  |
| 2/1   | * Belmont             | H   | W, 81-74  |
| 2/3   | * Union University    | H   | L, 73-75  |
| 2/6   | Delta State           | H   | L, 76-80  |
| 2/10  | * Austin Peay         | H   | L, 68-82  |
| 2/13  | * Bethel              | A   | W, 57-56  |
| 2/15  | * Lipscomb            | A   | W, 65-59  |
| 2/19  | \$ Tennessee Wesleyan | A   | L, 62-72  |

\* - Volunteer State Athletic Conference Game  
\$ - VSAC Tournament

## 1964-65

**Coach: Floyd Burdette**

**Record: 11-13/ VSAC: 6-6**

| Date  | Opponent           | H/A | Result   |
|-------|--------------------|-----|----------|
| 12/3  | Middle Tennessee   | H   | L, 89-94 |
| 12/7  | * Lambuth          | H   | W, 72-58 |
| 12/9  | * Austin Peay      | H   | W, 58-48 |
| 12/11 | Southeast Missouri | H   | L, 55-71 |
| 12/17 | * Lambuth          | A   | L, 66-69 |
| 12/18 | Southeast Missouri | A   | L, 66-76 |
| 12/28 | # Hendrix College  | A   | L, 81-87 |
| 12/29 | # Arkansas Tech    | A   | W, 97-94 |

|       |                    |   |          |
|-------|--------------------|---|----------|
| 12/30 | # Harding College  | A | W, 71-70 |
| 1/2   | * Lipscomb         | A | W, 59-56 |
| 1/4   | Christian Brothers | A | W, 91-82 |
| 1/9   | * Belmont          | A | L, 56-61 |
| 1/14  | * Bethel           | H | W, 80-76 |
| 1/16  | * Lipscomb         | H | W, 71-64 |
| 1/18  | * Union University | H | L, 62-67 |
| 1/23  | Delta State        | A | L, 65-73 |
| 1/26  | * Bethel           | A | W, 68-65 |
| 1/28  | * Austin Peay      | A | L, 69-70 |
| 2/3   | Christian Brothers | A | L, 74-84 |
| 2/6   | Delta State        | H | W, 85-71 |
| 2/8   | * Belmont          | H | L, 72-86 |
| 2/13  | * Union University | A | L, 67-75 |
| 2/17  | \$ King College    | A | W, 84-70 |
| 2/18  | \$ Tusculum        | A | L, 70-82 |

# - AIC Holiday Tournament  
\* - Volunteer State Athletic Conference Game  
\$ - VSAC Tournament

## 1965-66

**Coach: Floyd Burdette**

**Record: 12-8/VSAC: 7-2**

| Opponent            | H/A | Result    |
|---------------------|-----|-----------|
| Middle Tennessee    | A   | L, 57-59  |
| * Bethel            | H   | W, 75-62  |
| * Bethel            | A   | W, 83-61  |
| * Belmont           | A   | W, 68-63  |
| Southeast Missouri  | H   | W, 92-84  |
| Lyon College        | A   | L, 56-74  |
| Lyon College        | A   | L, 74-77  |
| * Belmont           | H   | W, 86-66  |
| * Austin Peay       | A   | L, 84-99  |
| Christian Brothers  | H   | L, 82-84  |
| * Union University  | A   | L, 68-73  |
| Central Arkansas    | H   | W, 77-70  |
| Delta State         | H   | W, 75-65  |
| Christian Brothers  | H   | W, 75-63  |
| * Union University  | H   | W, 71-67  |
| * Lambuth           | A   | W, 64-53  |
| * Austin Peay       | H   | W, 107-86 |
| Southeast Missouri  | H   | L, 86-113 |
| \$ Lincoln Memorial | A   | W, 71-64  |
| \$ Tusculum College | A   | L, 50-59  |

\* - Volunteer State Athletic Conference Game  
\$ - VSAC Tournament

## 1966-67

**Coach: Floyd Burdette**

**Record: 11-13/VSAC: 6-1**

| Date  | Opponent              | H/A | Result    |
|-------|-----------------------|-----|-----------|
| 12/1  | Middle Tennessee      | A   | L, 94-108 |
| 12/5  | # Tennessee State     | A   | L, 51-64  |
| 12/6  | # Birmingham Southern | N   | L, 74-80  |
| 12/10 | Middle Tennessee      | H   | W, 94-78  |
| 12/15 | * Belmont             | A   | W, 87-79  |
| 12/19 | Lyon College          | H   | W, 60-58  |
| 12/20 | Lyon College          | H   | W, 95-63  |
| 12/22 | Southeast Missouri    | A   | L, 71-75  |
| 1/4   | Austin Peay           | A   | L, 66-77  |
| 1/6   | Delta State           | A   | L, 61-82  |
| 1/7   | Delta State           | A   | L, 57-67  |
| 1/12  | Bethel                | A   | L, 53-55  |
| 1/14  | * Christian Brothers  | A   | L, 55-58  |
| 1/19  | Austin Peay           | H   | L, 71-74  |



# YEARLY RESULTS

|      |                      |   |          |
|------|----------------------|---|----------|
| 1/21 | * Union University   | H | W, 61-57 |
| 1/25 | Southeast Missouri   | H | W, 87-77 |
| 1/28 | Arkansas State       | A | L, 71-96 |
| 1/30 | Arkansas State       | A | L, 67-77 |
| 2/2  | * Christian Brothers | H | W, 77-70 |
| 2/9  | * Bethel             | H | W, 66-56 |
| 2/11 | * Belmont            | H | W, 78-60 |
| 2/16 | * Union University   | A | W, 88-68 |
| 2/18 | Delta State          | A | W, 87-77 |
|      | \$ Tusculum College  | A | L, 63-66 |

# - Music City Invitational - Nashville, Tenn.  
\* - Volunteer State Athletic Conference Game  
\$ - VSAC Tournament

**1967-68**  
**Coach: Floyd Burdette**  
**Record: 3-18/V SAC: 3-7**

| Date  | Opponent             | H/A | Result    |
|-------|----------------------|-----|-----------|
| 12/5  | Austin Peay          | A   | L, 70-76  |
| 12/9  | Middle Tennessee     | H   | L, 69-88  |
| 12/14 | Delta State          | A   | L, 84-97  |
| 12/19 | Lipscomb             | H   | L, 67-77  |
| 1/3   | Southwestern         | A   | L, 81-82  |
| 1/6   | * Christian Brothers | A   | L, 68-73  |
| 1/8   | Kentucky Wesleyan    | A   | L, 65-79  |
| 1/11  | * Bethel             | A   | W, 76-75  |
| 1/17  | Austin Peay          | H   | L, 64-68  |
| 1/20  | * Union University   | H   | L, 73-77  |
| 1/25  | * Christian Brothers | H   | L, 70-73  |
| 1/27  | * Belmont            | H   | W, 85-59  |
| 1/30  | Lyon College         | H   | L, 58-67  |
| 2/1   | Middle Tennessee     | A   | L, 83-100 |
| 2/8   | * Bethel             | H   | L, 73-79  |
| 2/10  | * Belmont            | A   | L, 62-68  |
| 2/15  | * Union University   | A   | L, 59-68  |
| 2/17  | Delta State          | H   | L, 64-67  |
| 2/21  | * King College       | A   | W, 86-64  |
| 2/22  | * Union University   | A   | L, 64-66  |
| 3/2   | Kentucky Wesleyan    | H   | L, 86-97  |

\* - Volunteer State Athletic Conference Game

**1968-69**  
**Coach: Floyd Burdette**  
**Record: 8-12/V SAC: 5-5**

| Date  | Opponent             | H/A | Result    |
|-------|----------------------|-----|-----------|
| 11/30 | Southwestern         | H   | L, 72-86  |
| 12/2  | Arkansas State       | A   | W, 76-66  |
| 12/4  | * Austin Peay        | A   | L, 64-84  |
| 12/7  | Middle Tennessee     | H   | L, 89-103 |
| 12/14 | Tennessee Tech       | A   | L, 69-100 |
| 12/16 | Delta State          | A   | L, 73-78  |
| 12/18 | * Austin Peay        | H   | L, 73-95  |
| 1/4   | * Christian Brothers | H   | W, 86-65  |
| 1/9   | * Bethel             | H   | W, 80-68  |
| 1/13  | Lipscomb             | A   | L, 67-82  |
| 1/18  | * Union University   | H   | L, 68-74  |
| 1/21  | Southwestern         | A   | L, 76-77  |
| 1/24  | * Belmont            | A   | W, 75-68  |
| 1/28  | Arkansas State       | H   | W, 87-69  |
| 2/1   | * Christian Brothers | A   | W, 81-77  |
| 2/6   | * Bethel             | A   | L, 76-112 |
| 2/8   | * Belmont            | H   | W, 102-71 |
| 2/13  | * Union University   | A   | L, 72-73  |
| 2/15  | Delta State          | H   | W, 89-85  |
|       | Tennessee Wesleyan   | H   | L, 64-66  |

\* - Volunteer State Athletic Conference Game

**1969-70**  
**Coach: Floyd Burdette**  
**Record: 14-12/V SAC: 6-4**  
**VSAC Western Division Champions**  
**VSAC CHAMPIONS**

| Date  | Opponent             | H/A | Results   |
|-------|----------------------|-----|-----------|
| 12/1  | Southwestern         | H   | W, 86-85  |
| 12/3  | * Austin Peay        | A   | L, 98-118 |
| 12/5  | * Bethel             | N   | L, 88-94  |
| 12/6  | # LaGrange           | N   | W, 76-66  |
| 12/8  | Arkansas State       | H   | L, 74-83  |
| 12/13 | Delta State          | H   | W, 89-66  |
| 12/20 | LeMoynne-Owen        | A   | L, 68-81  |
| 12/22 | Missouri-St. Louis   | H   | L, 77-86  |
| 12/30 | Middle Tennessee     | A   | L, 78-83  |
| 1/3   | Missouri-St. Louis   | A   | L, 85-86  |
| 1/7   | * Christian Brothers | H   | W, 78-51  |
| 1/10  | * Bethel             | H   | W, 94-92  |
| 1/14  | * Austin Peay        | H   | W, 89-87  |
| 1/17  | * Union University   | H   | W, 74-69  |
| 1/19  | Southwestern         | A   | W, 91-80  |
| 1/22  | Arkansas State       | A   | L, 67-73  |
| 1/24  | * Belmont            | H   | W, 119-75 |
| 1/26  | LeMoynne-Owen        | H   | W, 101-72 |
| 1/31  | * Christian Brothers | H   | L, 66-67  |
| 2/5   | * Bethel             | A   | L, 69-76  |
| 2/7   | * Belmont            | A   | L, 77-79  |
| 2/12  | * Union University   | A   | W, 67-65  |
| 2/14  | Delta State          | A   | L, 86-89  |
| 2/18  | \$ Union University  | N   | W, 78-75  |
| 2/19  | \$ Carson-Newman     | N   | W, 92-81  |
| 2/21  | \$ LeMoynne-Owen     | N   | W, 80-55  |

# - Lambuth College Tournament - Jackson, Tenn.  
\* - Volunteer State Athletic Conference Game  
\$ - VSAC Tournament

**1970-71**  
**Coach: Floyd Burdette**  
**Record: 3-20/V SAC: 0-9**

| Date  | Opponent             | H/A | Result    |
|-------|----------------------|-----|-----------|
| 12/1  | Southwestern         | A   | W, 94-88  |
| 12/5  | * Austin Peay        | A   | L, 83-97  |
| 12/7  | Delta State          | H   | L, 80-94  |
| 12/12 | Southern Indiana     | H   | W, 88-82  |
| 12/17 | Missouri-St. Louis   | A   | W, 85-78  |
| 12/18 | SIUE                 | A   | L, 75-85  |
| 12/30 | Missouri-St. Louis   | H   | L, 70-71  |
| 1/1   | SIUE                 | H   | L, 76-103 |
| 1/6   | * Christian Brothers | A   | L, 66-68  |
| 1/9   | * Bethel             | A   | L, 66-72  |
| 1/14  | LeMoynne-Owen        | H   | L, 90-103 |
| 1/16  | * Belmont            | A   | L, 70-71  |
| 1/21  | * Union University   | A   | L, 78-84  |
| 1/23  | * Christian Brothers | H   | L, 65-70  |
| 1/26  | LeMoynne-Owen        | A   | L, 66-75  |
| 1/30  | * Belmont            | H   | L, 80-84  |
| 2/4   | * Union University   | H   | L, 73-74  |
| 2/6   | Southwestern         | H   | L, 83-86  |
| 2/11  | * Bethel             | H   | L, 77-97  |
| 2/15  | \$ Belmont           | A   | L, 52-74  |
| 2/25  | Middle Tennessee     | A   | L, 59-66  |
| 2/27  | Delta State          | A   | L, 68-70  |
| 3/4   | Middle Tennessee     | H   | L, 72-74  |

\* - Volunteer State Athletic Conference Game  
\$ - VSAC Tournament

**1971-72**  
**Coach: Bob Paynter**  
**Record: 10-16/Gulf South Conference: 3-5**

| Date  | Opponent             | H/A | Result    |
|-------|----------------------|-----|-----------|
| 12/1  | Austin Peay          | A   | L, 76-89  |
| 12/4  | Middle Tennessee     | H   | W, 66-65  |
| 12/8  | Lambuth              | A   | L, 89-97  |
| 12/11 | * North Alabama      | H   | W, 83-82  |
| 12/17 | # Southeast Missouri | A   | L, 87-95  |
| 12/18 | # Christian Brothers | N   | L, 62-73  |
| 12/23 | Southern Indiana     | A   | W, 76-64  |
| 1/6   | Union University     | H   | L, 69-78  |
| 1/8   | * West Alabama       | H   | L, 71-92  |
| 1/13  | Christian Brothers   | A   | L, 64-72  |
| 1/15  | * Jacksonville State | A   | L, 79-85  |
| 1/20  | Middle Tennessee     | A   | L, 57-77  |
| 1/22  | Lambuth              | H   | W, 84-75  |
| 1/27  | Bethel               | A   | L, 81-98  |
| 1/29  | * Jacksonville State | H   | W, 99-79  |
| 1/31  | * Troy               | H   | W, 87-83  |
| 2/3   | Austin Peay          | H   | W, 78-77  |
| 2/5   | * North Alabama      | A   | L, 75-88  |
| 2/10  | Bethel               | H   | L, 84-88  |
| 2/12  | * West Alabama       | A   | L, 77-90  |
| 2/14  | * Troy               | A   | L, 75-84  |
| 2/17  | Christian Brothers   | H   | W, 77-69  |
| 2/19  | Union University     | A   | L, 63-87  |
| 2/22  | \$ Nicholls State    | A   | W, 111-94 |
| 2/23  | \$ Troy              | A   | L, 77-81  |
| 2/26  | Southeast Missouri   | H   | W, 91-87  |

# - Girardot Classic - Cape Girardeau, Mo.  
\* - Gulf South Conference Game  
\$ - GSC Tournament

**1972-73**  
**Coach: Bob Paynter**  
**Record: 13-13/Gulf South Conference: 5-9**

| Date  | Opponent             | H/A | Result    |
|-------|----------------------|-----|-----------|
| 11/28 | Southwestern         | A   | W, 72-60  |
| 12/1  | # Union University   | A   | L, 78-87  |
| 12/2  | # Lincoln Memorial   | A   | W, 75-59  |
| 12/6  | Lambuth              | A   | W, 66-60  |
| 12/9  | Southern Indiana     | H   | W, 67-60  |
| 12/16 | Bethel               | A   | L, 76-83  |
| 12/22 | Southeast Missouri   | A   | L, 72-81  |
| 1/4   | Lambuth College      | H   | W, 89-88  |
| 1/6   | Southwestern         | H   | W, 87-59  |
| 1/11  | Union University     | A   | W, 85-78  |
| 1/13  | * Southeastern La.   | H   | W, 76-75  |
| 1/15  | * Nicholls State     | H   | W, 75-72  |
| 1/19  | * Jacksonville State | A   | L, 71-84  |
| 1/20  | * Troy               | A   | L, 85-103 |
| 1/25  | * North Alabama      | H   | L, 81-91  |
| 1/27  | * West Alabama       | A   | L, 95-96  |
| 1/31  | * Delta State        | A   | W, 78-69  |
| 2/2   | * Nicholls State     | A   | L, 64-87  |
| 2/3   | * Southeastern La.   | A   | L, 57-76  |
| 2/9   | * Jacksonville State | H   | L, 71-81  |
| 2/10  | * Troy               | H   | W, 89-90  |
| 2/13  | Bethel               | H   | L, 73-79  |
| 2/17  | * West Alabama       | H   | W, 76-72  |
| 2/19  | * Delta State        | H   | L, 69-74  |
| 2/23  | * North Alabama      | A   | L, 84-68  |
| 2/27  | Union University     | H   | W, 106-80 |

# - Middlesboro Invitational  
\* - Gulf South Conference Game

2023-24 SKYHAWK MEN'S BASKETBALL



# YEARLY RESULTS

## 1973-74

Coach: Bob Paynter

Record: 8-15/Gulf South Conference: 3-10

| Date  | Opponent              | H/A | Result    |
|-------|-----------------------|-----|-----------|
| 12/1  | Bradley               | A   | L, 65-99  |
| 12/5  | Arkansas              | A   | L, 68-80  |
| 12/8  | Lambuth               | H   | W, 88-75  |
| 12/14 | Southern Indiana      | A   | L, 66-74  |
| 12/17 | * Nicholls State      | H   | W, 73-64  |
| 12/19 | Christian Brothers    | H   | W, 74-69  |
| 1/2   | Chattanooga           | A   | L, 83-88  |
| 1/5   | * West Alabama        | H   | W, 85-69  |
| 1/11  | * Troy                | A   | L, 61-74  |
| 1/12  | * Jacksonville State  | A   | L, 67-78  |
| 1/15  | * Mississippi College | H   | L, 59-74  |
| 1/17  | Union University      | A   | W, 77-73  |
| 1/24  | Lipscomb              | A   | W, 85-78  |
| 1/26  | * North Alabama       | A   | L, 80-83  |
| 1/30  | Chattanooga           | H   | L, 78-94  |
| 2/2   | * Southeastern La.    | H   | L, 59-75  |
| 2/6   | * North Alabama       | H   | L, 80-83  |
| 2/9   | * West Alabama        | A   | L, 73-79  |
| 2/15  | * Troy                | H   | W, 88-81  |
| 2/16  | * Jacksonville State  | H   | L, 71-77  |
| 2/19  | Union University      | H   | W, 95-78  |
| 2/22  | * Delta State         | A   | L, 76-77  |
| 2/23  | * Northwestern La.    | A   | L, 83-100 |

\* - Gulf South Conference Game

## 1974-75

Coach: Bob Paynter

Record: 11-13/Gulf South Conference: 6-7

| Date  | Opponent              | H/A | Result    |
|-------|-----------------------|-----|-----------|
| 11/30 | Chattanooga           | A   | L, 98-108 |
| 12/4  | Lambuth College       | A   | W, 89-80  |
| 12/7  | Union University      | H   | W, 75-67  |
| 12/16 | Southern Indiana      | A   | L, 83-95  |
| 12/18 | Christian Brothers    | A   | L, 71-75  |
| 12/21 | Arkansas State        | A   | L, 73-95  |
| 1/3   | * Mississippi College | A   | W, 82-76  |
| 1/4   | * West Alabama        | A   | W, 77-52  |
| 1/7   | Southern Indiana      | H   | W, 79-75  |
| 1/10  | * Troy                | H   | L, 70-74  |
| 1/11  | * Jacksonville State  | H   | W, 67-65  |
| 1/16  | * North Alabama       | H   | W, 73-72  |
| 1/18  | Chattanooga           | H   | L, 69-70  |
| 1/20  | Missouri-St. Louis    | H   | W, 78-73  |
| 1/25  | Lipscomb              | H   | W, 68-66  |
| 1/31  | * SE Louisiana        | A   | L, 66-79  |
| 2/2   | * Nicholls State      | A   | L, 74-76  |
| 2/6   | * North Alabama       | H   | L, 58-74  |
| 2/8   | * West Alabama        | H   | W, 78-75  |
| 2/10  | Bethel                | H   | L, 58-60  |
| 2/15  | * Troy                | A   | L, 70-76  |
| 2/17  | * Jacksonville State  | A   | L, 75-99  |
| 2/22  | * Northwestern La.    | H   | W, 90-74  |
| 2/24  | * Delta State         | H   | L, 61-62  |

\* - Gulf South Conference Game

## 1975-76

Coach: Bob Paynter

Record: 15-8/Gulf South Conference: 5-6

| Date  | Opponent        | H/A | Result   |
|-------|-----------------|-----|----------|
| 11/29 | Fort Campbell   | H   | W, 97-51 |
| 12/1  | Chattanooga     | A   | L, 69-95 |
| 12/3  | Lambuth College | A   | W, 87-80 |
| 12/6  | * West Alabama  | H   | W, 80-60 |

|       |                       |   |          |
|-------|-----------------------|---|----------|
| 12/9  | Christian Brothers    | A | W, 64-53 |
| 12/18 | * Delta State         | A | W, 85-74 |
| 1/3   | Christian Brothers    | H | W, 74-58 |
| 1/8   | Lambuth College       | H | W, 76-61 |
| 1/10  | * North Alabama       | H | L, 59-62 |
| 1/12  | Arkansas State        | H | W, 81-66 |
| 1/17  | * Troy                | A | L, 53-63 |
| 1/19  | * Jacksonville State  | A | L, 53-61 |
| 1/23  | Missouri-St. Louis    | A | W, 77-75 |
| 1/26  | * Mississippi College | H | W, 93-55 |
| 1/29  | Freed-Hardeman        | H | W, 99-80 |
| 1/31  | Chattanooga           | H | W, 76-70 |
| 2/6   | * SE Louisiana        | H | W, 61-48 |
| 2/7   | * Nicholls State      | H | L, 64-81 |
| 2/9   | Bethel                | A | W, 79-69 |
| 2/14  | * West Alabama        | A | L, 74-82 |
| 2/20  | * Troy                | H | W, 68-66 |
| 2/21  | * Jacksonville State  | H | L, 74-76 |
|       | \$ North Alabama      | A | L, 56-58 |

\* - Gulf South Conference Game

\$ - GSC Tournament

## 1976-77

Coach: Bob Paynter

Record: 13-9/Gulf South Conference: 7-9

| Date  | Opponent              | H/A | Result    |
|-------|-----------------------|-----|-----------|
| 11/27 | * Delta State         | A   | W, 69-65  |
| 12/3  | * Mississippi College | A   | L, 84-97  |
| 12/4  | * West Alabama        | A   | L, 76-78  |
| 12/8  | Tennessee State       | A   | W, 51-49  |
| 12/13 | Lambuth               | A   | W, 78-67  |
| 1/7   | * SE Louisiana        | H   | L, 54-57  |
| 1/8   | * Nicholls State      | H   | W, 80-70  |
| 1/13  | Union University      | A   | W, 73-57  |
| 1/15  | * North Alabama       | H   | L, 62-68  |
| 1/21  | * Troy                | A   | L, 56-60  |
| 1/22  | * Jacksonville State  | A   | L, 94-100 |
| 1/28  | * Mississippi College | H   | W, 64-62  |
| 1/29  | * West Alabama        | H   | W, 76-62  |
| 2/1   | Union University      | H   | W, 59-57  |
| 2/5   | * Delta State         | H   | W, 91-68  |
| 2/8   | Tennessee State       | H   | W, 65-63  |
| 2/11  | * Nicholls State      | A   | L, 94-118 |
| 2/12  | * SE Louisiana        | A   | L, 61-76  |
| 2/17  | Lambuth               | H   | W, 73-61  |
| 2/19  | * North Alabama       | A   | L, 73-82  |
| 2/25  | * Troy                | H   | W, 80-78  |
| 2/26  | * Jacksonville State  | H   | W, 97-79  |

\* - Gulf South Conference Game

## 1977-78

Coach: Bob Paynter

Record: 11-14/Gulf South Conference: 5-7

| Date  | Opponent              | H/A | Result   |
|-------|-----------------------|-----|----------|
| 11/25 | Nicholls State        | A   | L, 63-70 |
| 11/26 | SE Louisiana          | A   | L, 62-66 |
| 12/1  | Fort Campbell         | H   | W, 90-68 |
| 12/3  | Tennessee State       | A   | L, 53-83 |
| 12/6  | Union University      | A   | L, 86-95 |
| 12/12 | Lambuth               | A   | W, 72-69 |
| 12/16 | Chapman               | A   | L, 78-91 |
| 12/19 | San Diego             | A   | L, 68-96 |
| 12/21 | Cal. St.-Northridge   | A   | L, 46-47 |
| 1/4   | Tennessee State       | H   | W, 66-58 |
| 1/7   | * West Alabama        | H   | L, 71-75 |
| 1/9   | * Delta State         | H   | W, 82-71 |
| 1/12  | * Mississippi College | A   | L, 55-64 |

|      |                       |   |          |
|------|-----------------------|---|----------|
| 1/14 | Indiana-Purdue        | H | W, 63-49 |
| 1/16 | Union University      | H | W, 82-79 |
| 1/20 | * Jacksonville State  | H | W, 71-62 |
| 1/27 | * North Alabama       | A | W, 51-50 |
| 1/30 | * North Alabama       | H | L, 55-57 |
| 2/4  | * SE Louisiana        | H | W, 68-65 |
| 2/6  | * Nicholls State      | H | W, 83-73 |
| 2/10 | * Delta State         | A | L, 62-64 |
| 2/11 | * West Alabama        | A | L, 61-79 |
| 2/17 | * Mississippi College | H | L, 52-55 |
| 2/20 | Lambuth               | H | W, 85-77 |
| 2/24 | * Jacksonville State  | A | L, 74-75 |

\* - Gulf South Conference Game

## 1978-79

Coach: Bob Paynter

Record: 7-19/Gulf South Conference: 2-14

| Date  | Opponent              | H/A | Result    |
|-------|-----------------------|-----|-----------|
| 11/25 | Indiana-Purdue        | A   | W, 94-81  |
| 11/27 | Westminster           | H   | W, 95-83  |
| 12/1  | * SE Louisiana        | H   | W, 73-69  |
| 12/2  | * Nicholls            | H   | L, 74-77  |
| 12/7  | North Dakota State    | H   | L, 71-84  |
| 12/13 | Murray State          | A   | L, 65-75  |
| 1/3   | Tennessee State       | H   | L, 56-68  |
| 1/6   | * West Alabama        | A   | L, 70-92  |
| 1/8   | * Delta State         | A   | L, 62-93  |
| 1/11  | * Mississippi College | H   | W, 79-64  |
| 1/15  | Tennessee State       | A   | L, 67-83  |
| 1/18  | Fort Campbell         | H   | W, 75-65  |
| 1/20  | * Troy                | A   | L, 54-60  |
| 1/22  | * Jacksonville State  | A   | L, 85-88  |
| 1/25  | * North Alabama       | A   | L, 81-86  |
| 1/30  | Kentucky Wesleyan     | H   | W, 89-84  |
| 2/2   | * SE Louisiana        | A   | L, 65-78  |
| 2/3   | * Nicholls State      | A   | L, 91-114 |
| 2/9   | * Delta State         | H   | L, 70-83  |
| 2/10  | * West Alabama        | H   | L, 57-60  |
| 2/13  | Southeast Missouri    | H   | L, 72-81  |
| 2/15  | * North Alabama       | H   | L, 75-92  |
| 2/17  | * Mississippi College | A   | L, 79-83  |
| 2/19  | Columbia College      | H   | W, 77-60  |
| 2/23  | * Jacksonville State  | H   | L, 58-71  |
| 2/24  | * Troy                | H   | L, 87-93  |

\* - Gulf South Conference Game

## 1979-80

Coach: Bob Paynter

Record: 11-15/Gulf South Conference: 3-9

| Date  | Opponent              | H/A | Result    |
|-------|-----------------------|-----|-----------|
| 12/1  | Anderson College      | H   | W, 72-67  |
| 12/7  | Central Methodist     | H   | W, 72-71  |
| 12/8  | Missouri Baptist      | H   | W, 115-60 |
| 12/12 | North Dakota          | A   | L, 64-79  |
| 12/13 | North Dakota State    | A   | L, 69-72  |
| 12/20 | # Kentucky State      | N   | L, 58-75  |
| 12/21 | # St. Mary's          | N   | W, 75-74  |
| 12/22 | # Olivet              | N   | W, 77-58  |
| 1/3   | Kentucky Wesleyan     | A   | L, 68-104 |
| 1/5   | * West Alabama        | H   | W, 74-69  |
| 1/7   | * Delta State         | H   | W, 83-78  |
| 1/11  | * Mississippi College | A   | L, 74-90  |
| 1/14  | Tennessee State       | A   | L, 72-92  |
| 1/16  | * North Alabama       | H   | L, 64-72  |
| 1/19  | * Troy                | H   | W, 67-63  |
| 1/21  | * Jacksonville State  | H   | L, 73-75  |
| 1/24  | * North Alabama       | A   | L, 63-81  |



# YEARLY RESULTS

|      |                       |   |          |
|------|-----------------------|---|----------|
| 1/26 | Blackburn             | H | W, 78-63 |
| 1/30 | Southeast Missouri    | H | W, 85-74 |
| 2/2  | Westminster           | H | W, 90-61 |
| 2/6  | Tennessee State       | H | L, 76-83 |
| 2/9  | * West Alabama        | A | L, 67-71 |
| 2/11 | * Delta State         | A | L, 60-84 |
| 2/15 | * Mississippi College | H | L, 52-56 |
| 2/22 | * Jacksonville State  | A | L, 78-95 |
| 2/23 | * Troy                | A | L, 69-79 |

# - Chicago State University Classic - Chicago, Ill.  
\* - Gulf South Conference Game

## 1980-81

Coach: Art Tolis

Record: 12-14/Gulf South Conference: 5-7

| Date  | Opponent              | H/A | Result        |
|-------|-----------------------|-----|---------------|
| 11/29 | Lindenwood            | H   | W, 107-46     |
| 12/3  | North Central         | H   | W, 107-72     |
| 12/5  | North Dakota          | H   | W, 62-59      |
| 12/8  | Tennessee Temple      | H   | L, 62-74      |
| 12/11 | Austin Peay           | A   | L, 75-86      |
| 12/17 | Mississippi State     | A   | L, 60-87      |
| 12/20 | Maryville             | H   | W, 105-78     |
| 12/22 | Tennessee State       | A   | L, 58-62      |
| 1/2   | New York State        | H   | W, 76-61      |
| 1/5   | Southeast Missouri    | A   | L, 71-73      |
| 1/9*  | Mississippi College   | H   | W, 88-77      |
| 1/12  | * North Alabama       | H   | W, 83-66      |
| 1/16  | * West Alabama        | A   | L, 66-72      |
| 1/17  | * North Alabama       | A   | L, 43-49      |
| 1/20  | Tennessee State       | H   | W, 68-67      |
| 1/23  | * Troy                | H   | W, 67-65      |
| 1/24  | * West Alabama        | H   | L, 58-72      |
| 1/30  | * Jacksonville State  | A   | L, 35-48      |
| 1/31  | * Troy                | A   | L, 63-64      |
| 2/4   | Missouri Baptist      | H   | W, 82-77      |
| 2/7   | * Jacksonville State  | H   | W, 47-46      |
| 2/9   | Murray State          | H   | L, 58-59      |
| 2/14  | * Delta State         | H   | W, 58-55      |
| 2/20  | * Delta State         | A   | L, 69-78      |
| 2/21  | * Mississippi College | A   | L, 74-75      |
| 2/23  | \$ Delta State        | H   | L (OT), 59-62 |

\* - Gulf South Conference Game  
\$ - GSC Tournament

## 1981-82

Coach: Art Tolis

Record: 20-11/Gulf South Conference: 9-3

| Date  | Opponent              | H/A | Result   |
|-------|-----------------------|-----|----------|
| 11/23 | Bethel                | H   | L, 71-79 |
| 11/28 | Lambuth               | A   | W, 86-84 |
| 12/1  | Alabama               | A   | L, 64-94 |
| 12/4  | # West Georgia        | A   | L, 57-59 |
| 12/5  | # Oakland City        | A   | W, 81-76 |
| 12/12 | Mississippi State     | A   | W, 65-41 |
| 12/14 | Lane                  | H   | W, 96-81 |
| 12/19 | Rust College          | H   | W, 69-60 |
| 12/21 | Augustana             | H   | L, 62-70 |
| 12/28 | Chattanooga           | H   | L, 42-48 |
| 12/29 | Freed-Hardeman        | H   | W, 85-69 |
| 1/4   | * North Alabama       | H   | W, 52-45 |
| 1/9   | * West Alabama        | H   | L, 40-41 |
| 1/11  | Southwest Baptist     | H   | W, 69-51 |
| 1/13  | Southeast Missouri    | H   | W, 77-43 |
| 1/16  | * Delta State         | A   | L, 14-15 |
| 1/18  | * Mississippi College | H   | W, 68-63 |
| 1/23  | * Troy                | H   | W, 67-55 |

|      |                        |   |          |
|------|------------------------|---|----------|
| 1/25 | * Jacksonville State   | H | W, 68-62 |
| 1/30 | * North Alabama        | A | W, 55-54 |
| 2/1  | Kentucky Wesleyan      | A | L, 53-55 |
| 2/6  | * Delta State          | H | W, 78-64 |
| 2/13 | * Troy                 | A | W, 80-68 |
| 2/15 | * Jacksonville State   | A | W, 69-64 |
| 2/19 | * Mississippi College  | A | W, 47-43 |
| 2/20 | * West Alabama         | A | L, 57-62 |
| 2/22 | \$ Mississippi College | H | W, 82-50 |
| 2/25 | \$ Delta State         | H | W, 48-36 |
| 2/27 | \$ West Alabama        | A | L, 47-49 |
|      | & Central Missouri     | A | W, 46-42 |
|      | & Southeast Missouri   | N | L, 53-56 |

\* - Gulf South Conference Game  
\$ - GSC Tournament  
& - NCAA Division II Tournament

## 1982-83

Coach: Tom Hancock

Record: 21-10/Gulf South Conference: 11-3

GSC CHAMPIONS

| Date  | Opponent              | H/A | Result    |
|-------|-----------------------|-----|-----------|
| 11/22 | Lambuth               | H   | W, 124-83 |
| 11/23 | Union University      | H   | W, 90-68  |
| 11/27 | William Penn          | H   | W, 101-68 |
| 11/30 | Lyon College          | H   | W, 76-74  |
| 12/2  | Lane                  | H   | W, 97-77  |
| 12/4  | Freed-Hardeman        | H   | W, 85-71  |
| 12/6  | Tennessee Tech        | A   | L, 89-102 |
| 12/9  | Bethel                | H   | W, 108-90 |
| 12/10 | Southeast Missouri    | A   | L, 65-71  |
| 12/20 | Missouri              | A   | L, 58-71  |
| 12/22 | Rust College          | H   | W, 64-50  |
| 1/3   | Chattanooga           | A   | L, 68-81  |
| 1/4   | Blackburn College     | H   | W, 103-84 |
| 1/8   | * West Alabama        | A   | L, 61-64  |
| 1/10  | * Jacksonville State  | A   | L, 59-71  |
| 1/15  | * Valdosta State      | H   | W, 90-84  |
| 1/17  | * Troy                | H   | W, 93-77  |
| 1/22  | * Delta State         | A   | L, 56-59  |
| 1/24  | * Mississippi College | A   | W, 70-58  |
| 1/29  | * North Alabama       | H   | W, 101-89 |
| 2/5   | * West Alabama        | H   | W, 76-65  |
| 2/7   | * Jacksonville State  | H   | W, 84-78  |
| 2/12  | * Valdosta State      | A   | W, 75-63  |
| 2/14  | * Troy                | A   | W, 55-52  |
| 2/19  | * Delta State         | H   | W, 48-36  |
| 2/21  | * Mississippi College | H   | W, 90-70  |
| 2/26  | * North Alabama       | A   | W, 68-63  |
| 3/1   | \$ Delta State        | H   | W, 17-11  |
| 3/3   | \$ Valdosta State     | H   | L, 76-77  |
|       | ! Southeast Missouri  | A   | L, 71-83  |
| 3/11  | ! Stephen F. Austin   | A   | L, 70-83  |

\* - Gulf South Conference Game  
\$ - GSC Tournament  
! - NCAA Division II Tournament

## 1983-84

Coach: Tom Hancock

Record: 19-10/Gulf South Conference: 8-6

| Date  | Opponent          | H/A | Result    |
|-------|-------------------|-----|-----------|
| 11/19 | Union University  | H   | W, 87-71  |
| 11/21 | Bethel            | H   | W, 84-70  |
| 11/26 | Illinois State    | A   | L, 56-68  |
| 11/28 | Central Methodist | H   | W, 98-81  |
| 12/2  | Lambuth           | H   | W, 110-81 |
| 12/3  | Otterbein         | H   | W, 110-84 |

|       |                       |   |           |
|-------|-----------------------|---|-----------|
| 12/6  | Kentucky Wesleyan     | H | L, 66-102 |
| 12/8  | Freed-Hardeman        | H | W, 87-69  |
| 12/10 | Alabama               | A | L, 71-95  |
| 12/19 | Southwest Baptist     | H | W, 99-81  |
| 12/22 | Rust College          | H | W, 71-44  |
| 1/3   | Southeast Missouri    | H | W, 78-64  |
| 1/7   | * West Alabama        | H | W, 92-71  |
| 1/9   | * Jacksonville State  | H | W, 66-63  |
| 1/12  | * Valdosta State      | A | L, 58-60  |
| 1/16  | * Troy                | A | L, 64-82  |
| 1/21  | * Delta State         | H | W, 61-60  |
| 1/23  | * Mississippi College | H | W, 88-66  |
| 1/28  | * North Alabama       | A | L, 71-77  |
| 1/30  | Lane                  | H | W, 105-72 |
| 2/4   | * West Alabama        | A | W, 91-72  |
| 2/6   | * Jacksonville State  | A | L, 66-90  |
| 2/11  | * Valdosta State      | H | W, 94-68  |
| 2/13  | * Troy                | H | W, 65-62  |
| 2/18  | * Delta State         | A | L, 65-73  |
| 2/20  | * Mississippi College | A | L, 74-84  |
| 2/25  | * North Alabama       | H | W, 81-77  |
| 2/28  | \$ Delta State        | H | W, 65-64  |
| 3/9   | \$ Jacksonville State | A | L, 82-97  |

\* - Gulf South Conference Game  
\$ - GSC Tournament

## 1984-85

Coach: Tom Hancock

Record: 20-9/Gulf South Conference: 10-6

| Date  | Opponent              | H/A | Result        |
|-------|-----------------------|-----|---------------|
| 11/19 | Bethel                | H   | W, 111-75     |
| 11/24 | Freed-Hardeman        | H   | W, 80-63      |
| 11/26 | Rust                  | H   | W, 100-67     |
| 12/1  | Southeast Missouri    | A   | L, 59-74      |
| 12/3  | Lane College          | H   | W, 116-64     |
| 12/6  | Union University      | H   | W, 96-71      |
| 12/8  | * Mississippi College | H   | W, 66-55      |
| 12/10 | * West Alabama        | H   | W, 47-37      |
| 12/15 | Belmont               | H   | W, 105-64     |
| 12/18 | Florida State         | A   | L, 73-90      |
| 12/20 | Stetson               | A   | W, 75-61      |
| 1/5   | * West Georgia        | A   | W, 57-55      |
| 1/7   | * Jacksonville State  | A   | L, 70-98      |
| 1/9   | Rhodes College        | H   | W, 85-72      |
| 1/12  | Cumberland (Tenn.)    | H   | W, 69-55      |
| 1/19  | * Valdosta State      | A   | W (OT), 94-93 |
| 1/21  | * Troy                | A   | W, 78-74      |
| 1/26  | * Valdosta State      | H   | W, 52-47      |
| 1/28  | * Troy                | H   | W, 73-71      |
| 2/2   | * Delta State         | H   | L, 58-63      |
| 2/4   | * Delta State         | A   | L, 63-64      |
| 2/9   | * North Alabama       | A   | W, 67-61      |
| 2/11  | * West Alabama        | A   | L, 48-50      |
| 2/16  | * Jacksonville State  | H   | L, 82-92      |
| 2/18  | * Mississippi College | A   | W, 69-66      |
| 2/21  | * West Georgia        | H   | L, 67-73      |
| 2/23  | * North Alabama       | H   | W, 80-77      |
|       | \$ Troy               | H   | W, 50-47      |
| 2/28  | \$ Delta State        | A   | L, 60-71      |

\* - Gulf South Conference Game  
\$ - GSC Tournament

2023-24 SKYHAWK MEN'S BASKETBALL



# YEARLY RESULTS

## 1985-86

**Coach: Tom Hancock**

**Record: 18-11/Gulf South Conference: 9-7**

| Date  | Opponent              | H/A | Result     |
|-------|-----------------------|-----|------------|
| 11/24 | # Grand Valley State  | N   | L, 76-79   |
| 11/25 | # St. Xavier (Ill.)   | N   | L, 53-56   |
| 11/27 | Grace (Ind.)          | H   | W, 102-58  |
| 11/30 | Rust                  | H   | W, 88-70   |
| 12/2  | Bethel                | H   | W, 91-72   |
| 12/5  | Union University      | H   | W, 100-82  |
| 12/7  | Southeast Missouri    | H   | W, 84-67   |
| 12/9  | Missouri Baptist      | H   | W, 97-65   |
| 12/11 | Charleston (W.Va.)    | H   | W, 110-103 |
| 12/17 | Trevecca-Nazarene     | H   | W, 101-85  |
| 12/21 | LeMoyne-Owen          | H   | W, 85-81   |
| 1/4   | * North Alabama       | A   | W, 80-71   |
| 1/6   | * West Alabama        | H   | W, 76-65   |
| 1/11  | * Jacksonville State  | H   | L, 92-94   |
| 1/13  | * Troy                | H   | W, 78-75   |
| 1/18  | * West Georgia        | A   | W, 78-75   |
| 1/20  | * Jacksonville State  | A   | L, 89-98   |
| 1/25  | * Delta State         | H   | L, 78-80   |
| 2/1   | * Mississippi College | A   | L, 61-63   |
| 2/3   | * West Alabama        | A   | W, 74-71   |
| 2/6   | * North Alabama       | H   | W, 80-75   |
| 2/8   | * Delta State         | A   | L, 76-83   |
| 2/10  | * West Georgia        | H   | L, 74-78   |
| 2/13  | * Valdosta State      | H   | L, 95-108  |
| 2/15  | * Troy                | A   | W, 83-81   |
| 2/20  | * Mississippi College | H   | W, 92-60   |
| 2/22  | * Valdosta State      | A   | W, 105-79  |
| 2/27  | \$ Delta State        | A   | L, 77-89   |

# - Lewis University Tournament  
 \* - Gulf South Conference Game  
 \$ - GSC Tournament

## 1986-87

**Coach: Tom Hancock**

**Record: 17-11/Gulf South Conference: 7-9**

| Date  | Opponent              | H/A | Result        |
|-------|-----------------------|-----|---------------|
| 11/26 | Christian Brothers    | H   | W, 83-80      |
| 11/29 | Kansas                | A   | L, 69-88      |
| 12/1  | Rust                  | H   | W, 72-69      |
| 12/4  | Union University      | H   | W, 95-90      |
| 12/6  | Southeast Missouri    | A   | W, 66-64      |
| 12/8  | Cumberland            | H   | W, 98-85      |
| 12/11 | Lambuth               | H   | W, 84-60      |
| 12/13 | Bethel                | H   | W, 101-76     |
| 12/15 | Alabama-Huntsville    | H   | W, 72-61      |
| 12/16 | Miles                 | H   | W, 129-90     |
| 12/20 | Austin Peay           | A   | W, 91-87      |
| 1/3   | * Valdosta State      | H   | W (OT), 84-80 |
| 1/5   | * Mississippi College | H   | W, 74-60      |
| 1/8   | * Valdosta State      | A   | L, 73-77      |
| 1/10  | * Troy                | A   | L, 67-72      |
| 1/15  | * North Alabama       | H   | W, 66-58      |
| 1/17  | * West Georgia        | H   | L, 75-85      |
| 1/19  | * Delta State         | A   | L, 59-58      |
| 1/24  | * West Alabama        | A   | W, 78-75      |
| 1/26  | * Mississippi College | A   | L, 56-62      |
| 2/2   | * Delta State         | H   | L, 69-70      |
| 2/7   | * Jacksonville State  | A   | W, 66-61      |
| 2/9   | * West Georgia        | A   | L, 91-105     |
| 2/12  | * North Alabama       | A   | W, 76-69      |
| 2/14  | * Troy                | H   | L, 78-81      |
| 2/16  | * Jacksonville State  | H   | L, 62-84      |
| 2/21  | * West Alabama        | H   | W, 69-64      |

2/26 \$ Delta State A L, 57-58  
 \* - Gulf South Conference Game  
 \$ - GSC Tournament

## 1987-88

**Coach: Tom Hancock**

**Record: 20-8/Gulf South Conference: 12-4  
 GSC CHAMPIONS**

| Date  | Opponent              | H/A | Result    |
|-------|-----------------------|-----|-----------|
| 11/22 | Rhodes College        | H   | W, 93-63  |
| 11/25 | Lane                  | H   | W, 110-59 |
| 11/28 | Centre                | H   | W, 95-62  |
| 11/30 | Cumberland (Tenn.)    | H   | W, 118-62 |
| 12/3  | Union University      | H   | W, 100-67 |
| 12/5  | Southeast Missouri    | A   | L, 77-89  |
| 12/7  | Auburn                | A   | L, 77-99  |
| 12/10 | Belmont               | H   | W, 122-98 |
| 12/12 | Austin Peay           | H   | L, 63-65  |
| 12/14 | Lincoln Memorial      | H   | W, 82-63  |
| 12/16 | Rust                  | H   | W, 75-60  |
| 1/2   | * West Georgia        | H   | W, 73-69  |
| 1/4   | * Jacksonville State  | H   | W, 82-78  |
| 1/9   | * West Alabama        | A   | W, 75-65  |
| 1/11  | * Delta State         | A   | W, 79-64  |
| 1/14  | * North Alabama       | A   | W, 83-74  |
| 1/16  | * Mississippi College | H   | W, 91-69  |
| 1/23  | * Valdosta State      | A   | L, 63-73  |
| 1/25  | * Troy                | A   | L, 82-84  |
| 1/30  | * West Georgia        | A   | W, 82-80  |
| 2/1   | * Jacksonville State  | A   | L, 69-85  |
| 2/6   | * West Alabama        | H   | W, 76-65  |
| 2/8   | * Delta State         | H   | W, 78-60  |
| 2/13  | * Mississippi College | A   | W, 59-50  |
| 2/20  | * Valdosta State      | H   | W, 60-50  |
| 2/22  | * Troy                | H   | L, 71-79  |
| 2/25  | * North Alabama       | H   | W, 114-86 |
| 3/3   | \$ North Alabama      | H   | L, 55-56  |

\* - Gulf South Conference Game  
 \$ - GSC Tournament

## 1988-89

**Coach: Tom Hancock**

**Record: 1-25/Gulf South Conference: 1-15**

| Date  | Opponent              | H/A | Result    |
|-------|-----------------------|-----|-----------|
| 11/19 | Tennessee Wesleyan    | H   | L, 94-98  |
| 11/21 | # Christian Brothers  | H   | L, 94-79  |
| 11/23 | # Lambuth             | H   | L, 102-95 |
| 11/28 | Missouri              | A   | L, 55-97  |
| 11/30 | Henderson State       | H   | L, 80-84  |
| 12/3  | Southeast Missouri    | A   | L, 65-86  |
| 12/5  | # Union               | H   | L, 88-82  |
| 12/8  | # * West Georgia      | A   | L, 83-78  |
| 12/10 | * Jacksonville State  | A   | L, 74-92  |
| 12/13 | # Rust                | H   | L, 75-76  |
| 12/17 | # Rhodes College      | H   | L, 63-58  |
| 12/20 | LSU                   | A   | L, 89-128 |
| 1/3   | Quincy                | H   | L, 64-82  |
| 1/7   | * Delta State         | H   | W, 48-43  |
| 1/9   | * West Alabama        | H   | L, 50-57  |
| 1/12  | * North Alabama       | H   | L, 80-98  |
| 1/14  | * Mississippi College | A   | L, 72-92  |
| 1/21  | * Troy                | H   | L, 70-80  |
| 1/23  | * Valdosta State      | H   | L, 61-103 |
| 1/28  | * Jacksonville State  | H   | L, 77-106 |
| 1/30  | * West Georgia        | H   | L, 86-90  |
| 2/4   | * Delta State         | A   | L, 59-65  |
| 2/6   | * West Alabama        | A   | L, 70-72  |

2/11 \* Mississippi College H L, 70-96  
 2/18 \* Troy A L, 61-81  
 2/20 \* Valdosta State A L, 61-71  
 2/25 \* North Alabama A L, 68-94  
 \* - Gulf South Conference Game  
 # - Forfeit  
 % - No Contest

## 1989-90

**Coach: Tom Hancock**

**Record: 10-17/Gulf South Conference: 6-10**

| Date  | Opponent              | H/A | Result        |
|-------|-----------------------|-----|---------------|
| 11/20 | Christian Brothers    | H   | W, 90-54      |
| 11/22 | Lambuth               | H   | W, 103-67     |
| 11/25 | Rhodes College        | H   | W, 97-69      |
| 11/27 | Southern Indiana      | A   | L, 68-86      |
| 12/2  | Missouri              | A   | L, 58-78      |
| 12/4  | Kansas                | A   | L, 48-103     |
| 12/9  | Southeast Missouri    | H   | L, 76-87      |
| 12/11 | Rust College          | H   | L, 66-67      |
| 12/13 | Kentucky Wesleyan     | A   | L, 73-101     |
| 12/16 | Union University      | H   | W, 92-81      |
| 12/18 | Campbellsville        | H   | L, 67-70      |
| 1/6   | * Jacksonville State  | H   | L, 55-77      |
| 1/8   | * West Georgia        | H   | L (OT), 69-73 |
| 1/13  | * Delta State         | A   | L, 52-83      |
| 1/15  | * West Alabama        | A   | W, 58-52      |
| 1/18  | * North Alabama       | A   | L, 63-88      |
| 1/20  | * Mississippi College | H   | L, 80-84      |
| 1/27  | * Troy                | A   | L, 91-92      |
| 1/29  | * Valdosta State      | A   | L, 74-79      |
| 2/3   | * Jacksonville State  | A   | L, 86-95      |
| 2/5   | * West Georgia        | A   | W, 86-69      |
| 2/10  | * Delta State         | H   | W, 91-74      |
| 2/12  | * West Alabama        | H   | W, 71-61      |
| 2/17  | * Mississippi College | A   | L, 66-76      |
| 2/24  | * Troy                | H   | L, 89-98      |
| 2/26  | * Valdosta State      | H   | W, 85-70      |
| 3/1   | * North Alabama       | H   | W (OT), 99-94 |

\* - Gulf South Conference Game

## 1990-91

**Coach: Tom Hancock**

**% Interim Coach: Cal Luther**

**Record: 6-21/Gulf South Conference: 2-14**

| Date  | Opponent              | H/A | Result         |
|-------|-----------------------|-----|----------------|
| 11/16 | Alaska-Anchorage      | A   | L, 65-83       |
| 11/17 | Alaska-Anchorage      | A   | L, 75-77       |
| 11/19 | Alaska-Fairbanks      | A   | L, 89-96       |
| 11/20 | Alaska-Fairbanks      | A   | W, 110-101     |
| 11/24 | Rhodes College        | H   | L (OT), 59-61  |
| 11/27 | Christian Brothers    | H   | L, 76-78       |
| 12/1  | Southeast Missouri    | A   | L, 73-101      |
| 12/6  | % Lambuth             | H   | L, 82-86       |
| 12/10 | Rust                  | H   | W, 62-59       |
| 12/20 | * Delta State         | A   | L, 71-93       |
| 12/22 | * Mississippi College | A   | L, 62-73       |
| 1/5   | St. Louis Christian   | H   | W, 113-37      |
| 1/7   | * North Alabama       | A   | L, 58-90       |
| 1/10  | Lane                  | H   | W, 92-66       |
| 1/12  | * Troy                | H   | L (OT), 99-109 |
| 1/14  | * Valdosta State      | H   | L, 57-59       |
| 1/21  | * West Alabama        | A   | L, 69-70       |
| 1/26  | * Jacksonville State  | H   | L, 65-75       |
| 1/28  | * West Georgia        | H   | W, 67-62       |
| 2/4   | * North Alabama       | H   | L, 79-89       |
| 2/9   | * Troy                | A   | L, 85-103      |



# YEARLY RESULTS

|      |                       |   |           |
|------|-----------------------|---|-----------|
| 2/11 | * Valdosta State      | A | L, 77-86  |
| 2/16 | * West Alabama        | H | W, 53-50  |
| 2/23 | * Jacksonville State  | A | L, 87-118 |
| 2/25 | * West Georgia        | A | L, 76-88  |
| 2/28 | * Delta State         | H | L, 71-87  |
| 3/2  | * Mississippi College | H | L, 67-69  |

\* - Gulf South Conference Game  
% - Cal Luther's first game as interim coach

## 1991-92

Coach: Cal Luther

Record: 9-19

| Date  | Opponent            | H/A | Result        |
|-------|---------------------|-----|---------------|
| 11/22 | USC                 | A   | L, 81-102     |
| 11/25 | Missouri Southern   | H   | L, 71-72      |
| 11/27 | Mississippi State   | A   | L, 54-86      |
| 11/30 | Western Kentucky    | A   | L, 61-75      |
| 12/2  | Kentucky Wesleyan   | H   | L, 57-72      |
| 12/4  | Christian Brothers  | H   | L, 80-82      |
| 12/6  | % Ball State        | A   | L, 41-88      |
| 12/7  | % Grambling         | N   | W, 87-80      |
| 12/13 | # Central Michigan  | N   | L, 70-97      |
| 12/14 | # Boston University | N   | L, 64-67      |
| 12/16 | Morehead State      | A   | L, 76-90      |
| 12/18 | Austin Peay         | A   | L, 64-71      |
| 1/4   | Missouri Southern   | A   | L (OT), 77-85 |
| 1/11  | Lincoln Memorial    | H   | W, 68-59      |
| 1/13  | Lambuth University  | H   | W, 91-63      |
| 1/15  | Middle Tennessee    | A   | L, 55-94      |
| 1/18  | Troy                | A   | L, 97-110     |
| 1/23  | Tennessee State     | A   | L, 49-66      |
| 1/25  | Lindsey Wilson      | H   | L, 76-87      |
| 1/27  | SIUE                | H   | W, 90-87      |
| 2/1   | Eastern Kentucky    | A   | L, 62-77      |
| 2/3   | Tennessee Tech      | A   | L, 81-99      |
| 2/5   | Williams Baptist    | H   | W, 85-70      |
| 2/8   | Troy                | H   | W, 110-97     |
| 2/15  | Lincoln Memorial    | A   | W, 58-52      |
| 2/22  | SIUE                | A   | L, 57-70      |
| 2/25  | Southern Indiana    | H   | W, 77-74      |
| 2/29  | Alabama-Huntsville  | H   | W, 92-87      |

% - Ball State Cardinal Varsity Club Classic - Wuncie, Ind.  
# - Indiana Classic - Bloomington, Ind.

## 1992-93

Coach: Cal Luther

Record: 7-19/Ohio Valley Conference: 4-12

| Date  | Opponent             | H/A | Result         |
|-------|----------------------|-----|----------------|
| 12/1  | Oakland City         | H   | W, 82-71       |
| 12/3  | Arkansas             | A   | L, 69-90       |
| 12/5  | Samford              | H   | W, 75-59       |
| 12/11 | # TCU                | N   | L (2OT), 67-75 |
| 12/12 | # Houston Christian  | N   | W, 82-74       |
| 12/14 | Georgia State        | A   | L, 54-58       |
| 12/16 | Little Rock          | A   | L, 58-88       |
| 12/21 | Minnesota            | A   | L, 63-92       |
| 1/13  | * Murray State       | A   | L, 66-92       |
| 1/16  | * Tennessee Tech     | H   | L, 76-81       |
| 1/18  | * Middle Tennessee   | H   | W, 71-67       |
| 1/23  | * Austin Peay        | A   | W, 74-71       |
| 1/25  | * Tennessee State    | A   | L, 67-85       |
| 1/27  | * Southeast Missouri | H   | W, 90-89       |
| 1/30  | * Eastern Kentucky   | A   | L, 58-64       |
| 2/1   | * Morehead State     | A   | L, 74-77       |
| 2/6   | * Tennessee Tech     | A   | L, 70-87       |
| 2/8   | * Middle Tennessee   | A   | L, 60-70       |
| 2/10  | * Murray State       | H   | L, 74-100      |

|      |                      |   |          |
|------|----------------------|---|----------|
| 2/13 | * Austin Peay        | H | L, 59-61 |
| 2/15 | * Tennessee State    | H | L, 70-79 |
| 2/18 | Samford              | A | L, 63-85 |
| 2/20 | Little Rock          | H | L, 67-81 |
| 2/24 | * Southeast Missouri | A | L, 68-69 |
| 2/27 | * Eastern Kentucky   | H | L, 56-66 |
| 3/1  | * Morehead State     | H | W, 89-86 |

# - Runnin' Joe Classic - Jonesboro, Ark.  
\* - Ohio Valley Conference Game

## 1993-94

Coach: Cal Luther

Record: 5-22/Ohio Valley Conference: 3-13

| Date  | Opponent              | H/A | Result         |
|-------|-----------------------|-----|----------------|
| 11/26 | Tennessee             | A   | L, 80-97       |
| 11/29 | Lyon College          | H   | W, 72-67       |
| 12/1  | Vanderbilt            | A   | L, 66-102      |
| 12/4  | USC                   | H   | L, 72-78       |
| 12/10 | # American University | N   | L, 81-99       |
| 12/11 | * Morehead State      | N   | L, 77-82       |
| 12/13 | Georgia State         | A   | L, 68-95       |
| 1/3   | * Middle Tennessee    | H   | W (OT), 70-64  |
| 1/5   | Alabama Huntsville    | A   | W, 75-70       |
| 1/10  | * Tennessee Tech      | A   | L, 62-70       |
| 1/13  | * Morehead State      | H   | L, 66-70       |
| 1/15  | * Eastern Kentucky    | H   | L, 54-70       |
| 1/17  | Alabama               | A   | L, 68-104      |
| 1/22  | * Murray State        | A   | L, 70-99       |
| 1/24  | * Southeast Missouri  | A   | L, 63-86       |
| 1/26  | Evansville            | H   | L, 69-87       |
| 1/31  | * Middle Tennessee    | A   | L, 60-66       |
| 2/2   | * Tennessee State     | A   | L, 79-94       |
| 2/5   | * Austin Peay         | H   | L, 64-79       |
| 2/7   | * Tennessee Tech      | H   | W, 95-86       |
| 2/9   | * Tennessee State     | H   | L, 80-93       |
| 2/16  | * Austin Peay         | A   | L, 80-93       |
| 2/19  | * Morehead State      | A   | L (OT), 98-101 |
| 2/21  | * Eastern Kentucky    | A   | L, 75-97       |
| 2/26  | * Southeast Missouri  | H   | W, 102-87      |
| 2/28  | * Murray State        | H   | L, 77-80       |
| 3/2   | Evansville            | A   | L, 56-75       |

# - Fighting Illini Classic - Champaign, Ill.  
\* - Ohio Valley Conference Game

## 1994-95

Coach: Cal Luther

Record: 7-20/Ohio Valley Conference: 5-11

| Date  | Opponent             | H/A | Result    |
|-------|----------------------|-----|-----------|
| 11/26 | Kentucky             | A   | L, 50-124 |
| 11/28 | San Francisco State  | H   | W, 86-62  |
| 12/1  | Arkansas State       | H   | L, 65-76  |
| 12/3  | Eastern Illinois     | A   | L, 52-75  |
| 12/5  | VCU                  | H   | L, 60-67  |
| 12/9  | # Marshall           | N   | L, 84-92  |
| 12/10 | * Cincinnati         | A   | L, 56-110 |
| 12/13 | Arkansas State       | A   | L, 72-77  |
| 12/31 | Evansville           | A   | L, 41-83  |
| 1/3   | * Middle Tennessee   | A   | W, 66-64  |
| 1/7   | * Tennessee State    | A   | L, 66-78  |
| 1/9   | * Tennessee Tech     | H   | L, 80-81  |
| 1/14  | Oral Roberts         | H   | W, 83-70  |
| 1/21  | * Murray State       | H   | W, 83-70  |
| 1/23  | * Southeast Missouri | H   | L, 59-61  |
| 1/26  | * Morehead State     | A   | L, 70-78  |
| 1/28  | * Eastern Kentucky   | A   | L, 78-92  |
| 1/30  | * Middle Tennessee   | H   | L, 76-69  |
| 2/2   | Eastern Illinois     | H   | L, 50-63  |

|      |                      |   |           |
|------|----------------------|---|-----------|
| 2/4  | * Austin Peay        | A | L, 59-74  |
| 2/6  | * Tennessee Tech     | A | L, 59-74  |
| 2/8  | * Tennessee State    | H | L, 74-87  |
| 2/16 | * Austin Peay        | H | W, 64-55  |
| 2/18 | * Eastern Kentucky   | H | W, 85-79  |
| 2/20 | * Morehead State     | H | W, 71-64  |
| 2/25 | * Southeast Missouri | A | L, 66-75  |
| 2/27 | * Murray State       | A | L, 75-107 |

# - Bearcat Classic - Cincinnati, Ohio  
\* - Ohio Valley Conference Game

## 1995-96

Coach: Cal Luther

Record: 13-14/Ohio Valley Conference: 9-7

| Date  | Opponent             | H/A | Result         |
|-------|----------------------|-----|----------------|
| 11/24 | Virginia             | A   | L, 65-84       |
| 11/25 | Radford              | A   | L, 77-92       |
| 11/27 | Covenant College     | H   | W, 88-65       |
| 12/1  | # Missouri State     | A   | L, 71-105      |
| 12/2  | # Idaho State        | N   | L, 72-89       |
| 12/4  | Lyon College         | H   | W, 83-65       |
| 12/7  | Georgia State        | H   | W, 90-68       |
| 12/9  | Tennessee Temple     | H   | W, 77-48       |
| 12/16 | LSU                  | A   | L, 74-93       |
| 1/6   | * Tennessee Tech     | A   | W, 78-74       |
| 1/8   | * Tennessee State    | A   | L (OT), 78-83  |
| 1/11  | * Southeast Missouri | A   | L, 61-71       |
| 1/13  | * Morehead State     | H   | W, 74-62       |
| 1/15  | * Eastern Kentucky   | H   | L, 59-60       |
| 1/20  | * Murray State       | H   | L, 68-80       |
| 1/27  | * Middle Tennessee   | A   | L, 68-81       |
| 1/29  | * Austin Peay        | A   | W (2OT), 91-83 |
| 2/3   | * Tennessee State    | H   | W, 71-67       |
| 2/5   | * Tennessee Tech     | H   | W, 75-71       |
| 2/8   | * Southeast Missouri | H   | W, 79-59       |
| 2/10  | * Eastern Kentucky   | A   | L, 74-77       |
| 2/12  | * Morehead State     | A   | W, 77-67       |
| 2/17  | * Murray State       | A   | L, 81-87       |
| 2/21  | Saint Louis          | A   | L, 65-91       |
| 2/24  | * Austin Peay        | H   | W, 67-64       |
| 2/26  | * Middle Tennessee   | H   | W, 91-83       |
| 3/2   | Oral Roberts         | A   | L, 69-85       |

# - Southwest Missouri Classic - Springfield, Mo.  
\* - Ohio Valley Conference Game

## 1996-97

Coach: Cal Luther

Record: 11-16/Ohio Valley Conference: 8-10

| Date  | Opponent             | H/A | Result        |
|-------|----------------------|-----|---------------|
| 11/22 | Northwestern         | A   | L, 55-61      |
| 11/24 | Cumberland (Tenn.)   | H   | W, 70-68      |
| 11/26 | Radford              | H   | L, 59-82      |
| 11/29 | Western Kentucky     | A   | L, 56-73      |
| 12/1  | Evansville           | H   | L, 58-62      |
| 12/3  | Lyon College         | H   | W, 87-68      |
| 12/5  | # Iowa State         | A   | L, 36-57      |
| 12/6  | # Stephen F. Austin  | N   | W, 83-68      |
| 2/16  | Purdue               | A   | L, 45-75      |
| 1/6   | * Murray State       | H   | L, 68-80      |
| 1/9   | * Southeast Missouri | A   | L (OT), 72-82 |
| 1/11  | * Tennessee State    | H   | W, 65-54      |
| 1/13  | * Austin Peay        | H   | L, 52-64      |
| 1/16  | * Tennessee Tech     | A   | L, 59-70      |
| 1/18  | * Morehead State     | A   | L, 62-72      |
| 1/20  | * Eastern Kentucky   | A   | W, 70-55      |
| 1/25  | * Tennessee Tech     | H   | L (OT), 62-64 |
| 1/27  | * Middle Tennessee   | H   | W, 61-59      |

2023-24 SKYHAWK MEN'S BASKETBALL



# YEARLY RESULTS

|      |                      |           |           |
|------|----------------------|-----------|-----------|
| 1/30 | * Eastern Illinois   | A         | W, 71-68  |
| 2/1  | * Murray State       | A         | L, 69-88  |
| 2/8  | * Austin Peay        | A         | L, 75-92  |
| 2/10 | * Tennessee State    | A L (2OT) | 84-86     |
| 2/13 | * Eastern Illinois   | H         | W, 83-53  |
| 2/15 | * Eastern Kentucky   | H         | W, 77-66  |
| 2/17 | * Morehead State     | H         | W, 100-85 |
| 2/20 | * Southeast Missouri | H         | W, 92-62  |
| 2/22 | * Middle Tennessee   | A         | L, 71-96  |

# - Cyclone Challenge - Ames, Iowa  
\* - Ohio Valley Conference Game

**1997-98**

**Coach: Cal Luther**

**Record: 7-20/Ohio Valley Conference: 5-13**

| Date  | Opponent             | H/A | Result         |
|-------|----------------------|-----|----------------|
| 11/21 | Virginia Tech        | A   | L, 55-71       |
| 11/22 | VCU                  | A   | L, 42-69       |
| 11/26 | Vanderbilt           | A   | L, 57-87       |
| 12/1  | Lyon College         | H   | W, 84-56       |
| 12/4  | * Morehead State     | H   | W, 77-66       |
| 12/6  | * Eastern Kentucky   | H   | W, 67-64       |
| 12/12 | # Purdue             | A   | L, 56-87       |
| 12/13 | # Idaho State        | N   | L, 50-63       |
| 12/20 | Mississippi State    | A   | L, 60-80       |
| 12/31 | Evansville           | A   | L, 64-78       |
| 1/3   | * Tennessee Tech     | A   | W, 82-69       |
| 1/5   | * Middle Tennessee   | A   | L, 46-66       |
| 1/10  | * Murray State       | H   | L, 56-67       |
| 1/13  | * Morehead State     | A   | W (OT), 68-66  |
| 1/15  | * Southeast Missouri | H   | W (2OT), 91-82 |
| 1/17  | * Eastern Illinois   | H   | L (OT), 65-70  |
| 1/22  | * Tennessee State    | A   | L, 70-74       |
| 1/24  | * Austin Peay        | A   | L, 51-85       |
| 1/26  | Western Kentucky     | H   | W, 70-67       |
| 1/29  | * Tennessee Tech     | H   | L, 63-65       |
| 1/31  | * Middle Tennessee   | H   | L, 54-78       |
| 2/3   | * Eastern Kentucky   | A   | L, 77-83       |
| 2/7   | * Murray State       | A   | L, 66-94       |
| 2/12  | * Southeast Missouri | A   | L, 61-87       |
| 2/14  | * Eastern Illinois   | A   | L, 83-95       |
| 2/19  | * Tennessee State    | H   | L, 53-68       |
| 2/21  | * Austin Peay        | H   | L, 41-65       |

\* - Ohio Valley Conference Game  
# - Boilermaker Invitational - West Lafayette, Ind.

**1998-99**

**Coach: Cal Luther**

**Record: 8-18/Ohio Valley Conference: 5-13**

| Date  | Opponent             | H/A | Result        |
|-------|----------------------|-----|---------------|
| 11/16 | Lyon                 | H   | W, 74-56      |
| 11/18 | Evansville           | H   | L, 70-83      |
| 11/21 | Bradley              | A   | L, 47-68      |
| 11/23 | Illinois             | A   | L, 35-71      |
| 11/28 | Mississippi State    | N   | L, 67-85      |
| 11/30 | Bethel               | H   | W, 78-53      |
| 12/3  | * Eastern Kentucky   | A   | W (OT), 74-63 |
| 12/5  | * Morehead State     | A   | L, 64-74      |
| 12/14 | Ohio State           | A   | L, 56-92      |
| 1/2   | * Middle Tennessee   | H   | L, 50-56      |
| 1/4   | * Tennessee Tech     | H   | L, 46-56      |
| 1/9   | * Murray State       | A   | L, 58-87      |
| 1/12  | * Eastern Kentucky   | H   | L (OT), 60-64 |
| 1/14  | * Eastern Illinois   | A   | W (OT), 83-75 |
| 1/16  | * Southeast Missouri | A   | L (OT), 75-84 |
| 1/21  | * Austin Peay        | H   | W, 70-69      |
| 1/23  | * Tennessee State    | H   | L, 56-67      |

|      |                      |   |               |
|------|----------------------|---|---------------|
| 1/28 | * Middle Tennessee   | A | L (OT), 78-80 |
| 1/30 | * Tennessee Tech     | A | L, 59-75      |
| 2/2  | * Morehead State     | H | L, 69-85      |
| 2/6  | * Murray State       | H | W, 74-73      |
| 2/8  | Brescia              | H | W, 67-64      |
| 2/11 | * Eastern Illinois   | H | W, 87-81      |
| 2/13 | * Southeast Missouri | H | L, 49-60      |
| 2/18 | * Austin Peay        | A | L, 63-77      |
| 2/20 | * Tennessee State    | A | L (OT), 57-66 |

\* - Ohio Valley Conference Game

**1999-2000**

**Coach: Bret Campbell**

**Record: 10-19/Ohio Valley Conference: 7-11**

| Date  | Opponent              | H/A | Result   |
|-------|-----------------------|-----|----------|
| 11/19 | # Hawaii              | A   | L, 68-84 |
| 11/21 | # Jackson State       | N   | L, 48-63 |
| 11/27 | Vanderbilt            | A   | L, 64-87 |
| 11/29 | Christian Brothers    | H   | W, 82-66 |
| 12/2  | Bethel                | H   | W, 59-47 |
| 12/11 | * Austin Peay         | A   | L, 53-64 |
| 12/14 | LSU                   | A   | L, 45-73 |
| 12/16 | Evansville            | A   | L, 51-87 |
| 12/21 | UAB                   | A   | L, 84-91 |
| 12/30 | Southern Illinois     | A   | L, 48-69 |
| 1/3   | Butler                | H   | W, 64-62 |
| 1/8   | * Murray State        | H   | L, 79-94 |
| 1/13  | * Southeast Missouri  | H   | W, 75-66 |
| 1/15  | * Eastern Illinois    | H   | W, 74-65 |
| 1/18  | * Tennessee State     | H   | W, 75-59 |
| 1/20  | * Morehead State      | A   | W, 79-62 |
| 1/22  | * Eastern Kentucky    | A   | W, 82-74 |
| 1/27  | * Tennessee Tech      | H   | L, 74-82 |
| 1/29  | * Middle Tennessee    | H   | L, 63-71 |
| 2/5   | * Murray State        | A   | L, 72-90 |
| 2/8   | * Austin Peay         | H   | L, 58-81 |
| 2/10  | * Southeast Missouri  | A   | L, 68-80 |
| 2/12  | * Eastern Illinois    | A   | L, 75-82 |
| 2/17  | * Morehead State      | H   | W, 69-68 |
| 2/19  | * Eastern Kentucky    | H   | W, 82-75 |
| 2/21  | * Tennessee State     | A   | L, 71-74 |
| 2/24  | * Tennessee Tech      | A   | L, 65-81 |
| 2/26  | * Middle Tennessee    | A   | L, 78-96 |
| 2/29  | \$ Southeast Missouri | A   | L, 74-76 |

# - Hawaii Voice Stream  
\* - Ohio Valley Conference Game  
\$ - OVC Tournament

**2000-01**

**Coach: Bret Campbell**

**Record: 10-18/Ohio Valley Conference: 5-11**

| Date  | Opponent             | H/A | Result    |
|-------|----------------------|-----|-----------|
| 11/20 | Bethel               | H   | W, 121-65 |
| 11/25 | Centenary            | H   | W, 69-56  |
| 11/29 | Memphis              | A   | L, 49-81  |
| 12/4  | Webster              | H   | W, 66-60  |
| 12/9  | Illinois State       | A   | L, 60-77  |
| 12/18 | Butler               | A   | L, 48-77  |
| 12/21 | Alabama A&M          | H   | W, 92-88  |
| 12/29 | Miami                | A   | L, 54-70  |
| 1/2   | Centenary            | A   | L, 66-78  |
| 1/6   | * Murray State       | A   | L, 69-76  |
| 1/11  | * Eastern Illinois   | A   | L, 68-80  |
| 1/13  | * Southeast Missouri | A   | L, 49-60  |
| 1/15  | * Austin Peay        | H   | W, 76-74  |
| 1/18  | * Eastern Kentucky   | H   | W, 71-60  |
| 1/20  | * Morehead State     | H   | L, 61-63  |

|      |                      |   |               |
|------|----------------------|---|---------------|
| 1/25 | * Tennessee State    | H | L, 76-93      |
| 1/27 | * Tennessee Tech     | A | L, 84-92      |
| 1/29 | Saint Mary's         | H | W, 112-64     |
| 2/1  | Alabama A&M          | A | L, 69-72      |
| 2/3  | * Murray State       | H | W, 80-73      |
| 2/6  | * Tennessee State    | A | W, 93-77      |
| 2/8  | * Eastern Illinois   | H | W, 85-71      |
| 2/10 | * Southeast Missouri | H | L, 73-81      |
| 2/15 | * Eastern Kentucky   | A | L, 62-75      |
| 2/17 | * Morehead State     | A | L (OT), 77-86 |
| 2/22 | * Austin Peay        | A | L, 74-90      |
| 2/24 | * Tennessee Tech     | H | L, 59-66      |
| 2/27 | \$ Tennessee Tech    | A | L, 58-69      |

\* - Ohio Valley Conference Game  
\$ - OVC Tournament

**2001-02**

**Coach: Bret Campbell**

**Record: 15-14/Ohio Valley Conference: 7-9**

| Date  | Opponent              | H/A | Result          |
|-------|-----------------------|-----|-----------------|
| 11/13 | & Missouri            | A   | L, 63-89        |
| 11/14 | & Yale                | A   | W, 99-87        |
| 11/19 | Lipscomb              | H   | W, 86-79        |
| 11/29 | St. Mary's            | H   | W, 109-38       |
| 12/3  | Bethel                | H   | W, 81-57        |
| 12/6  | Middle Tennessee      | A   | W, 76-71        |
| 12/8  | Northern Arizona      | H   | W, 54-51        |
| 12/16 | Ole Miss              | A   | L, 72-83        |
| 12/21 | # Winthrop            | A   | L, 60-86        |
| 12/22 | # West Virginia State | N   | W, 89-69        |
| 12/28 | Memphis               | A   | L, 58-88        |
| 1/3   | * Murray State        | A   | L, 76-90        |
| 1/7   | Berry                 | H   | W, 108-74       |
| 1/10  | * Austin Peay         | A   | W, 71-65        |
| 1/12  | * Tennessee State     | A   | W, 91-79        |
| 1/17  | * Southeast Missouri  | H   | W, 89-73        |
| 1/19  | * Eastern Illinois    | H   | W (OT), 81-79   |
| 1/21  | * Tennessee Tech      | A   | L, 75-83        |
| 1/24  | * Eastern Kentucky    | A   | L (OT), 100-108 |
| 1/26  | * Morehead State      | A   | L, 88-89        |
| 1/31  | * Austin Peay         | H   | L (OT), 68-69   |
| 2/2   | * Murray State        | H   | L, 74-92        |
| 2/7   | * Tennessee State     | H   | W, 84-78        |
| 2/9   | * Tennessee Tech      | H   | L, 68-75        |
| 2/14  | * Southeast Missouri  | A   | L, 51-78        |
| 2/16  | * Eastern Illinois    | A   | W, 68-62        |
| 2/21  | * Morehead State      | H   | L, 72-84        |
| 2/23  | * Eastern Kentucky    | H   | W, 82-77        |
| 2/26  | \$ Austin Peay        | A   | L, 69-72        |

& - 2001 Guardians Classic - Columbia, Mo.  
# - Winthrop Holiday Classic - Rock Hill, SC  
\* - Ohio Valley Conference Game  
\$ - OVC Tournament

**2002-03**

**Coach: Bret Campbell**

**Record: 14-14/Ohio Valley Conference: 7-9**

| Date  | Opponent         | H/A | Result        |
|-------|------------------|-----|---------------|
| 11/22 | Saint Louis      | A   | W, 63-58      |
| 11/25 | Missouri Valley  | H   | W, 77-58      |
| 11/27 | Middle Tennessee | A   | L, 77-87      |
| 12/5  | Union            | H   | W, 72-60      |
| 12/7  | Lipscomb         | A   | W (OT), 99-90 |
| 12/14 | Bethel           | H   | W, 116-57     |
| 12/15 | Central Florida  | H   | W, 63-58      |
| 12/17 | UNLV             | A   | L, 78-101     |
| 12/21 | Northern Arizona | A   | L, 76-92      |



# YEARLY RESULTS

|       |                      |   |           |
|-------|----------------------|---|-----------|
| 12/30 | Tennessee            | A | L, 50-77  |
| 1/6   | Concordia            | H | W, 98-68  |
| 1/9   | * Austin Peay        | H | W, 66-64  |
| 1/11  | * Tennessee State    | H | W, 106-86 |
| 1/16  | * Southeast Missouri | A | W, 88-80  |
| 1/18  | * Eastern Illinois   | A | L, 60-68  |
| 1/20  | * Tennessee Tech     | H | L, 77-82  |
| 1/23  | * Eastern Kentucky   | H | W, 85-75  |
| 1/25  | * Morehead State     | A | L, 60-83  |
| 1/27  | * Austin Peay        | A | L, 56-64  |
| 2/1   | * Murray State       | A | L, 70-89  |
| 2/6   | * Tennessee State    | A | W, 95-75  |
| 2/8   | * Tennessee Tech     | A | L, 77-87  |
| 2/13  | * Southeast Missouri | H | W, 77-61  |
| 2/15  | * Eastern Illinois   | H | L, 84-85  |
| 2/20  | * Morehead State     | A | L, 76-104 |
| 2/22  | * Eastern Kentucky   | A | W, 78-70  |
| 3/1   | * Murray State       | H | L, 59-80  |
| 3/4   | \$ Tennessee Tech    | A | L, 62-76  |

\* - Ohio Valley Conference Game  
\$ - OVC Tournament

## 2003-04

Coach: Bret Campbell

Record: 10-18/Ohio Valley Conference: 5-11

| Date  | Opponent               | H/A | Results       |
|-------|------------------------|-----|---------------|
| 11/17 | % San Francisco        | N   | L, 62-73      |
| 11/18 | % Western Illinois     | N   | W, 96-67      |
| 11/22 | Mississippi State      | A   | L, 74-90      |
| 11/24 | Central Baptist        | H   | W, 105-78     |
| 11/29 | Vanderbilt             | A   | L, 60-94      |
| 12/3  | Memphis                | A   | L, 64-84      |
| 12/6  | Mississippi Valley St. | A   | L, 69-79      |
| 12/13 | Rochester College      | H   | W, 88-64      |
| 12/20 | Mississippi Valley St. | H   | W, 99-70      |
| 12/22 | Indiana State          | A   | L, 60-87      |
| 12/30 | Central Florida        | A   | L, 68-80      |
| 1/2   | Portland State         | H   | W (OT), 76-65 |
| 1/8   | * Eastern Kentucky     | A   | L, 68-72      |
| 1/10  | * Morehead State       | A   | L, 68-70      |
| 1/15  | * Jacksonville State   | H   | L, 85-96      |
| 1/17  | * Samford              | H   | L, 45-51      |
| 1/20  | * Murray State         | A   | L, 70-94      |
| 1/22  | * Tennessee State      | A   | W, 78-69      |
| 1/29  | * Morehead State       | H   | W, 72-64      |
| 1/31  | * Eastern Kentucky     | H   | W, 76-74      |
| 2/5   | * Southeast Missouri   | A   | L, 78-89      |
| 2/7   | * Eastern Illinois     | A   | L (OT), 79-83 |
| 2/12  | * Austin Peay          | A   | L, 55-79      |
| 2/14  | * Tennessee Tech       | A   | L, 61-64      |
| 2/17  | * Murray State         | H   | L, 44-77      |
| 2/21  | * Tennessee State      | H   | L, 72-81      |
| 2/26  | * Eastern Illinois     | H   | W, 77-73      |
| 2/28  | * Southeast Missouri   | H   | W, 88-71      |

% - Guardians Classic - Springfield, Mo.  
\* - Ohio Valley Conference Game

## 2004-05

Coach: Bret Campbell

Record: 6-21/Ohio Valley Conference: 3-13

| Date  | Opponent       | H/A | Result   |
|-------|----------------|-----|----------|
| 11/20 | Duke           | A   | L, 46-88 |
| 11/22 | Reinhardt      | H   | W, 84-79 |
| 11/27 | Illinois State | A   | L, 51-80 |
| 11/29 | Bethel         | H   | W, 87-46 |
| 12/1  | Evansville     | A   | L, 74-81 |
| 12/6  | Arkansas State | A   | L, 65-92 |

|       |                       |   |               |
|-------|-----------------------|---|---------------|
| 12/11 | Purdue Fort Wayne     | A | W, 63-61      |
| 12/18 | Portland State        | A | L, 66-79      |
| 12/21 | Ole Miss              | A | L, 64-92      |
| 12/29 | # Birmingham Southern | N | L, 53-64      |
| 12/30 | # North Texas         | N | L, 70-75      |
| 1/6   | * Eastern Kentucky    | H | L, 67-71      |
| 1/8   | * Morehead State      | H | L, 73-81      |
| 1/13  | * Jacksonville State  | A | W, 75-71      |
| 1/15  | * Samford             | A | L, 59-62      |
| 1/18  | * Murray State        | H | L, 70-96      |
| 1/20  | * Tennessee State     | H | L, 76-92      |
| 1/27  | * Morehead State      | A | L, 69-75      |
| 1/29  | * Eastern Kentucky    | A | L, 71-95      |
| 2/3   | * Southeast Missouri  | H | L, 68-75      |
| 2/5   | * Eastern Illinois    | H | L (OT), 91-96 |
| 2/10  | * Austin Peay         | H | L (OT), 63-67 |
| 2/12  | * Tennessee Tech      | H | W, 59-56      |
| 2/15  | * Murray State        | A | L, 56-80      |
| 2/19  | * Tennessee State     | A | W, 74-68      |
| 2/24  | * Eastern Illinois    | A | L, 68-72      |
| 2/26  | * Southeast Missouri  | A | L, 52-72      |

# - Dr. Pepper Classic - Chattanooga, Tenn.  
\* - Ohio Valley Conference Game

## 2005-06

Coach: Bret Campbell

Record: 13-15/Ohio Valley Conference: 9-11

| Date  | Opponent             | H/A | Result        |
|-------|----------------------|-----|---------------|
| 11/19 | Louisville           | A   | L, 61-78      |
| 11/26 | Webster              | H   | W, 94-72      |
| 12/1  | Arkansas State       | H   | W (OT), 80-77 |
| 12/3  | * Southeast Missouri | H   | W, 72-60      |
| 12/5  | Spalding             | H   | W, 79-59      |
| 12/10 | * Jacksonville State | H   | L, 84-93      |
| 12/19 | * Morehead State     | A   | W, 80-67      |
| 12/21 | * Eastern Kentucky   | A   | L, 61-75      |
| 12/28 | Purdue               | A   | L, 54-62      |
| 12/30 | Illinois             | A   | L, 46-84      |
| 1/2   | * Austin Peay        | H   | W, 84-75      |
| 1/5   | * Samford            | H   | L, 65-79      |
| 1/7   | * Tennessee State    | A   | L, 82-85      |
| 1/12  | * Eastern Illinois   | A   | L (OT), 70-80 |
| 1/14  | * Morehead State     | H   | W (OT) 71-66  |
| 1/19  | * Austin Peay        | A   | L, 88-96      |
| 1/21  | * Murray State       | H   | L, 73-79      |
| 1/26  | * Samford            | A   | L, 60-67      |
| 1/28  | * Jacksonville State | A   | L, 80-85      |
| 1/30  | * Eastern Kentucky   | H   | W, 90-83      |
| 2/2   | * Tennessee Tech     | H   | W, 88-78      |
| 2/4   | * Southeast Missouri | A   | W, 66-55      |
| 2/9   | * Tennessee State    | A   | W, 71-68      |
| 2/11  | * Eastern Illinois   | H   | W, 85-61      |
| 2/16  | * Tennessee Tech     | A   | L, 72-74      |
| 2/18  | Evansville           | A   | W, 69-62      |
| 2/25  | * Murray State       | A   | L, 63-81      |
| 2/28  | \$ Murray State      | A   | L, 52-65      |

\* - Ohio Valley Conference Game  
\$ - OVC Tournament

## 2006-07

Coach: Bret Campbell

Record: 8-23/Ohio Valley Conference: 5-15

| Date  | Opponent      | H/A | Result   |
|-------|---------------|-----|----------|
| 11/10 | \$ High Point | N   | W, 64-61 |
| 11/11 | \$ Cincinnati | A   | L, 49-67 |
| 11/12 | \$ Howard     | N   | L, 81-86 |
| 11/16 | Southern Miss | A   | L, 67-66 |

|       |                      |   |          |
|-------|----------------------|---|----------|
| 11/20 | Arkansas State       | H | L, 63-68 |
| 11/25 | Little Rock          | A | L, 56-58 |
| 11/29 | Evansville           | H | L, 57-75 |
| 12/2  | * Southeast Missouri | A | L, 79-81 |
| 12/5  | Freed-Hardeman       | H | W, 70-58 |
| 12/9  | * Jacksonville State | A | W, 70-69 |
| 12/16 | Saint Louis          | A | L, 53-77 |
| 12/18 | * Morehead State     | H | L, 55-56 |
| 12/20 | * Eastern Kentucky   | H | L, 69-82 |
| 12/28 | Hawaii               | A | L, 53-66 |
| 1/2   | * Austin Peay        | A | L, 61-74 |
| 1/4   | * Samford            | A | L, 41-55 |
| 1/6   | * Tennessee State    | H | W, 73-65 |
| 1/11  | * Eastern Illinois   | H | W, 67-43 |
| 1/13  | * Morehead State     | A | L, 48-70 |
| 1/18  | * Austin Peay        | H | L, 60-75 |
| 1/20  | * Murray State       | A | L, 65-78 |
| 1/25  | * Samford            | H | L, 66-71 |
| 1/27  | * Jacksonville State | H | W, 83-60 |
| 1/29  | * Eastern Kentucky   | A | L, 57-94 |
| 2/1   | * Tennessee Tech     | A | L, 74-82 |
| 2/3   | * Southeast Missouri | H | L, 69-73 |
| 2/6   | * Tennessee State    | A | W, 76-74 |
| 2/10  | * Eastern Illinois   | A | L, 59-74 |
| 2/12  | * Tennessee Tech     | H | L, 61-65 |
| 2/17  | Saint Peter's        | H | W, 59-58 |
| 2/24  | * Murray State       | H | L, 52-74 |

\$ - Jim Thorpe Association Classic - Cincinnati, Ohio  
\* - Ohio Valley Conference Game

## 2007-08

Coach: Bret Campbell

Record: 17-16/Ohio Valley Conference: 11-9

| Date  | Opponent             | H/A | Result          |
|-------|----------------------|-----|-----------------|
| 11/05 | % Memphis            | A   | L, 71-102       |
| 11/06 | % Maine              | N   | W, 66-62        |
| 11/13 | Central Baptist      | H   | W, 116-74       |
| 11/15 | Central Arkansas     | H   | L, 75-78        |
| 11/17 | Mississippi State    | A   | L, 70-86        |
| 11/19 | Covenant College     | H   | W, 103-77       |
| 11/29 | Arkansas State       | A   | L, 69-71        |
| 12/1  | Saint Peter's        | A   | W, 78-74        |
| 12/8  | * Jacksonville State | H   | W, 90-81        |
| 12/17 | * Morehead State     | A   | L, 75-80        |
| 12/19 | * Eastern Kentucky   | A   | L, 51-70        |
| 12/22 | UNLV                 | A   | L, 48-74        |
| 12/29 | Vanderbilt           | A   | L, 85-92        |
| 1/3   | * Austin Peay        | H   | L (OT), 85-90   |
| 1/5   | * Samford            | H   | W, 63-49        |
| 1/7   | * Tennessee State    | A   | W, 75-74        |
| 1/10  | * Eastern Illinois   | A   | W, 69-63        |
| 1/12  | * Morehead State     | H   | L, 79-81        |
| 1/17  | * Austin Peay        | A   | L, 71-86        |
| 1/19  | * Murray State       | H   | L, 72-76        |
| 1/24  | * Samford            | A   | W, 61-43        |
| 1/26  | * Jacksonville State | A   | W, 81-70        |
| 1/29  | * Eastern Kentucky   | H   | L, 60-74        |
| 1/31  | * Tennessee Tech     | H   | L, 95-100       |
| 2/2   | * Southeast Missouri | A   | W, 90-71        |
| 2/7   | * Tennessee State    | H   | W, 91-80        |
| 2/9   | * Eastern Illinois   | H   | W, 73-62        |
| 2/14  | * Tennessee Tech     | A   | W, 82-79        |
| 2/16  | * Southeast Missouri | H   | W, 98-85        |
| 2/23  | Elon                 | A   | W, 81-77        |
| 3/1   | * Murray State       | A   | L, 59-98        |
| 3/4   | #Samford             | H   | W, (3OT) 101-94 |
| 3/7   | #Austin Peay         | N   | L, 77-78        |

2023-24 SKYHAWK MEN'S BASKETBALL



# YEARLY RESULTS

% - 2kSports College Hoops Classic - Memphis, Tenn.  
 \* - Ohio Valley Conference game  
 # - OVC Tournament

2008-09

Coach: Bret Campbell

Record: 22-10/Ohio Valley Conference: 14-4  
**OVC REGULAR SEASON CHAMPIONS**

| Date  | Opponent              | H/A | Result        |
|-------|-----------------------|-----|---------------|
| 11/14 | Maryville (St. Louis) | H   | W, 121-56     |
| 11/18 | Tennessee             | A   | L, 64-91      |
| 11/25 | Elon                  | H   | W, 82-65      |
| 11/22 | Arkansas State        | H   | L, 67-76      |
| 11/28 | USC                   | A   | L, 43-70      |
| 12/4  | * Morehead State      | A   | L, 71-80      |
| 12/6  | * Eastern Kentucky    | A   | L, 75-78      |
| 12/15 | Middle Tennessee      | A   | W, 72-65      |
| 12/18 | Brescia               | H   | W, 97-44      |
| 12/27 | \$ FIU                | A   | W (OT), 77-76 |
| 12/28 | \$ Fordham            | N   | W, 82-70      |
| 12/31 | Central Arkansas      | A   | W, 84-65      |
| 1/5   | * Murray State        | H   | W, 75-71      |
| 1/8   | * Austin Peay         | H   | L, 76-85      |
| 1/10  | * Tennessee State     | H   | W, 78-65      |
| 1/12  | * Southeast Missouri  | A   | W, 81-67      |
| 1/15  | * Tennessee Tech      | A   | W, 83-72      |
| 1/17  | * Jacksonville State  | A   | W, 92-73      |
| 1/22  | * Southeast Missouri  | H   | W, 86-73      |
| 1/24  | * Eastern Illinois    | H   | W, 65-51      |
| 2/5   | * Austin Peay         | A   | W (OT), 87-82 |
| 2/7   | * Tennessee State     | A   | W, 100-73     |
| 2/12  | * Jacksonville State  | H   | W, 99-74      |
| 2/14  | * Tennessee Tech      | H   | W, 71-62      |
| 2/18  | * Eastern Illinois    | A   | W, 76-60      |
| 2/21  | Missouri State        | H   | L, 77-79      |
| 2/23  | * Murray State        | A   | L, 59-74      |
| 2/26  | * Eastern Kentucky    | H   | W, 74-55      |
| 2/28  | * Morehead State      | H   | W, 79-65      |
| 3/3   | # Tennessee Tech      | H   | W, 93-75      |
| 3/6   | # Morehead State      | N   | L, 55-63      |
| 3/18  | ! Auburn              | A   | L, 82-87      |

\* - Ohio Valley Conference game  
 \$ - FIU Holiday Tournament - Miami, Fla.  
 # - OVC Tournament  
 ! - National Invitation Tournament

2009-10

Coach: Jason James

Record: 4-25/Ohio Valley Conference: 1-17

| Date  | Opponent             | H/A | Result   |
|-------|----------------------|-----|----------|
| 11/14 | Southern Illinois    | A   | L, 63-91 |
| 11/17 | Missouri             | A   | L, 68-83 |
| 11/20 | Harris-Stowe         | H   | W, 79-67 |
| 11/25 | Arkansas State       | A   | L, 66-80 |
| 12/3  | * Morehead State     | H   | L, 66-74 |
| 12/5  | * Eastern Kentucky   | H   | L, 74-85 |
| 12/9  | Missouri State       | A   | L, 51-79 |
| 12/12 | Central Arkansas     | H   | L, 71-81 |
| 12/19 | Evansville           | A   | L, 63-84 |
| 12/22 | Florida State        | A   | L, 68-95 |
| 12/30 | Westminster          | H   | W, 71-59 |
| 1/4   | * Murray State       | A   | L, 59-83 |
| 1/7   | * Austin Peay        | A   | L, 72-90 |
| 1/9   | * Tennessee State    | A   | L, 59-73 |
| 1/14  | * Tennessee Tech     | H   | L, 63-76 |
| 1/16  | * Jacksonville State | H   | L, 63-73 |
| 1/21  | * Southeast Missouri | A   | L, 63-77 |

|      |                      |   |          |
|------|----------------------|---|----------|
| 1/23 | * Eastern Illinois   | A | L, 46-60 |
| 1/25 | SIUE                 | H | W, 68-52 |
| 1/30 | * Murray State       | H | L, 45-77 |
| 2/4  | * Austin Peay        | H | L, 69-74 |
| 2/6  | * Tennessee State    | H | L, 68-74 |
| 2/9  | * Southeast Missouri | H | W, 73-70 |
| 2/11 | * Jacksonville State | A | L, 68-80 |
| 2/13 | * Tennessee Tech     | A | L, 61-70 |
| 2/16 | * Eastern Illinois   | H | L, 68-83 |
| 2/20 | Ball State           | A | L, 52-68 |
| 2/25 | * Eastern Kentucky   | A | L, 60-84 |
| 2/27 | * Morehead State     | A | L, 63-73 |

\* - Ohio Valley Conference game

2010-11

Coach: Jason James

Record: 12-21/Ohio Valley Conference: 6-12

| Date  | Opponent             | H/A | Result           |
|-------|----------------------|-----|------------------|
| 11/12 | MacMurray            | H   | W, 70-49         |
| 11/15 | Centenary            | H   | W, 79-56         |
| 11/18 | LSU                  | A   | L, 56-79         |
| 11/20 | Northwestern State   | A   | L, 94-103        |
| 11/23 | Memphis              | A   | L, 80-102        |
| 11/27 | Lipscomb             | H   | L, 71-90         |
| 12/2  | * Morehead State     | A   | L, 49-70         |
| 12/4  | * Eastern Kentucky   | A   | L, 69-77         |
| 12/8  | Central Arkansas     | A   | W, 73-64         |
| 12/11 | Purdue Fort Wayne    | A   | L, 61-85         |
| 12/19 | William Woods        | H   | W, 87-57         |
| 12/21 | * Murray State       | H   | L, 54-66         |
| 12/27 | Ohio State           | A   | L, 40-100        |
| 12/29 | Tennessee            | A   | L, 62-68         |
| 1/3   | * Southeast Missouri | A   | L, 75-82         |
| 1/8   | * Tennessee State    | H   | L, 64-67         |
| 1/10  | * Austin Peay        | H   | L, 61-71         |
| 1/13  | * Tennessee Tech     | A   | L (3OT), 105-109 |
| 1/15  | * Jacksonville State | A   | W, 63-60         |
| 1/20  | * Southeast Missouri | H   | W, 79-69         |
| 1/22  | * Eastern Illinois   | H   | W, 63-62         |
| 1/24  | SIUE                 | A   | W, 78-69         |
| 1/29  | * Murray State       | A   | L, 75-92         |
| 2/3   | * Austin Peay        | A   | L, 53-82         |
| 2/5   | * Tennessee State    | A   | L, 47-56         |
| 2/10  | * Jacksonville State | H   | W, 68-55         |
| 2/12  | * Tennessee Tech     | H   | L, 71-85         |
| 2/15  | * Eastern Illinois   | A   | W, 73-54         |
| 2/19  | Bradley              | H   | L, 75-81         |
| 2/24  | * Eastern Kentucky   | H   | W, 78-70         |
| 2/26  | * Morehead State     | H   | L, 64-77         |
| 3/2   | # Tennessee State    | N   | W, 68-64         |
| 3/3   | # Tennessee Tech     | N   | L, 59-83         |

\* - Ohio Valley Conference game  
 # - OVC Tournament

2011-12

Coach: Jason James

Record: 4-27/Ohio Valley Conference: 0-16

| Date  | Opponent          | H/A | Result   |
|-------|-------------------|-----|----------|
| 11/11 | Louisville        | A   | L, 48-83 |
| 11/13 | Ohio              | A   | L, 65-74 |
| 11/17 | Arkansas State    | A   | L, 45-63 |
| 11/19 | Rochester         | H   | W, 76-59 |
| 11/22 | Lamar             | H   | L, 69-80 |
| 11/25 | Mississippi State | A   | L, 50-76 |
| 11/27 | UAB               | A   | W, 59-54 |
| 11/30 | Central Arkansas  | H   | L, 68-75 |
| 12/3  | Ball State        | H   | L, 48-71 |

|       |                        |   |               |
|-------|------------------------|---|---------------|
| 12/6  | Lipscomb               | A | L, 55-70      |
| 12/10 | Middle Tennessee       | A | L, 62-78      |
| 12/13 | Bethel                 | H | W, 86-83      |
| 12/18 | Purdue Fort Wayne      | H | L, 76-82      |
| 12/21 | * Murray State         | A | L, 54-78      |
| 12/29 | * Tennessee State      | A | L, 67-83      |
| 12/31 | * Tennessee Tech       | H | L, 62-85      |
| 1/5   | * Southeast Missouri   | H | L, 71-73      |
| 1/7   | * SIUE                 | H | L, 65-69      |
| 1/12  | * Eastern Illinois     | A | L, 55-68      |
| 1/19  | * Eastern Kentucky     | A | L (OT), 78-86 |
| 1/21  | * Morehead State       | A | L, 56-62      |
| 1/26  | * Tennessee State      | H | L, 59-72      |
| 1/28  | * Austin Peay          | A | L, 73-92      |
| 2/2   | * Jacksonville State   | H | L, 74-85      |
| 2/4   | * Murray State         | H | L, 58-65      |
| 2/9   | * Southeast Missouri   | A | L, 56-86      |
| 2/11  | * Eastern Illinois     | H | L, 71-74      |
| 2/14  | Kennesaw State         | A | W (OT), 76-75 |
| 2/18  | Southeastern Louisiana | A | L, 48-64      |
| 2/23  | * Austin Peay          | H | L, 67-85      |
| 2/25  | * Jacksonville State   | A | L, 46-77      |

\* - Ohio Valley Conference game

2012-13

Coach: Jason James

Record: 9-21/Ohio Valley Conference: 5-11

| Date  | Opponent             | H/A | Result         |
|-------|----------------------|-----|----------------|
| 11/9  | Little Rock          | A   | L, 68-84       |
| 11/11 | Cincinnati           | A   | L, 57-80       |
| 11/14 | Fontbonne            | H   | W, 84-58       |
| 11/16 | Arkansas State       | H   | L (3OT), 73-77 |
| 11/20 | Lyon College         | H   | W, 92-58       |
| 11/24 | Bradley              | A   | L, 57-80       |
| 11/29 | Memphis              | A   | L, 65-93       |
| 12/1  | Kennesaw State       | H   | W, 65-63       |
| 12/5  | Central Arkansas     | A   | L, 86-87       |
| 12/8  | Lipscomb             | A   | L, 62-86       |
| 12/15 | Saint Louis          | A   | L, 51-73       |
| 12/19 | Samford              | H   | L, 62-75       |
| 12/29 | * Southeast Missouri | A   | L, 60-65       |
| 12/31 | * Jacksonville State | H   | L, 54-64       |
| 1/3   | * Murray State       | H   | L, 62-73       |
| 1/5   | * Austin Peay        | H   | W (OT), 76-74  |
| 1/10  | * Tennessee State    | A   | L, 48-80       |
| 1/12  | * Belmont            | A   | L, 53-90       |
| 1/19  | * Morehead State     | H   | L, 74-88       |
| 1/24  | * Eastern Illinois   | A   | L, 56-69       |
| 1/26  | * SIUE               | A   | W, 65-62       |
| 1/31  | * Eastern Kentucky   | H   | W, 72-65       |
| 2/7   | * Eastern Illinois   | H   | L, 65-93       |
| 2/9   | * SIUE               | H   | W, 77-68       |
| 2/16  | * Southeast Missouri | H   | L, 74-96       |
| 2/21  | * Tennessee Tech     | A   | L, 68-83       |
| 2/23  | Longwood             | H   | W, 89-79       |
| 2/28  | * Murray State       | A   | W, 69-68       |
| 3/2   | * Austin Peay        | A   | L, 58-91       |
| 3/6   | # Morehead State     | N   | L, 66-73       |

\* - Ohio Valley Conference game  
 # - OVC Tournament

2013-14

Coach: Jason James

Record: 8-23/Ohio Valley Conference: 3-13

| Date  | Opponent | H/A | Result   |
|-------|----------|-----|----------|
| 11/8  | Wyoming  | A   | L, 60-78 |
| 11/10 | Colorado | A   | L, 65-91 |



# YEARLY RESULTS

|       |                        |   |           |
|-------|------------------------|---|-----------|
| 11/13 | Arkansas State         | A | L, 62-72  |
| 11/15 | Rochester College      | H | W, 79-64  |
| 11/17 | Florida State          | A | L, 61-89  |
| 11/20 | Kansas City            | H | L, 67-79  |
| 11/22 | Jackson State          | H | L, 64-68  |
| 11/25 | Lipscomb               | H | L, 84-95  |
| 11/27 | Bethel                 | H | W, 95-82  |
| 11/30 | UNLV                   | A | L, 55-85  |
| 12/4  | Samford                | A | W, 89-73  |
| 12/7  | Northern Kentucky      | H | W, 79-66  |
| 12/16 | Presbyterian           | A | W, 73-70  |
| 12/19 | Arkansas               | A | L, 56-102 |
| 12/21 | Southeastern Louisiana | H | L, 76-80  |
| 12/30 | * Jacksonville State   | A | L, 65-70  |
| 1/2   | * Austin Peay          | A | L, 68-81  |
| 1/5   | * Murray State         | A | L, 77-91  |
| 1/11  | * Belmont              | H | L, 72-87  |
| 1/13  | * Tennessee State      | H | W, 100-81 |
| 1/18  | * Morehead State       | A | L, 75-82  |
| 1/23  | * Eastern Illinois     | H | W, 84-77  |
| 1/25  | * SIUE                 | H | L, 82-87  |
| 1/30  | * Eastern Kentucky     | A | L, 66-89  |
| 2/6   | * Eastern Illinois     | A | L, 79-91  |
| 2/8   | * SIUE                 | A | L, 78-84  |
| 2/12  | * Southeast Missouri   | A | W, 79-70  |
| 2/20  | * Tennessee Tech       | H | L, 83-91  |
| 2/22  | * Southeast Missouri   | H | L, 74-77  |
| 2/27  | * Murray State         | H | L, 72-86  |
| 3/1   | * Austin Peay          | H | L, 85-88  |

## 2014-15

Coach: Heath Schroyer

Record: 21-13/Ohio Valley Conference: 10-6

| Date  | Opponent              | H/A | Result        |
|-------|-----------------------|-----|---------------|
| 11/14 | Marquette             | A   | L, 63-79      |
| 11/17 | Arkansas State        | A   | W, 75-73      |
| 11/20 | Champion Christian    | H   | W, 115-29     |
| 11/25 | Bethune-Cookman       | A   | W, 74-56      |
| 11/28 | Nebraska              | A   | L, 64-75      |
| 12/3  | Northern Kentucky     | A   | W, 71-56      |
| 12/6  | Longwood              | A   | W, 77-67      |
| 12/15 | Illinois-Chicago      | A   | W (OT), 81-78 |
| 12/17 | Illinois State        | A   | L, 54-64      |
| 12/20 | Presbyterian          | H   | W, 77-60      |
| 12/22 | Butler                | A   | L, 37-64      |
| 12/30 | Md.-Eastern Shore     | H   | L, 60-63      |
| 1/1   | Crowley's Ridge       | H   | W, 84-61      |
| 1/8   | * Eastern Kentucky    | H   | L, 58-66      |
| 1/10  | * Morehead State      | H   | W (OT), 75-72 |
| 1/15  | * Tennessee Tech      | A   | W, 63-60      |
| 1/17  | * Jacksonville State  | H   | W, 55-52      |
| 1/22  | * Belmont             | A   | L, 67-72      |
| 1/24  | * Southeast Missouri  | H   | W, 70-53      |
| 1/29  | * Eastern Illinois    | H   | W, 81-51      |
| 1/31  | * Murray State        | A   | L, 62-65      |
| 2/5   | * Austin Peay         | A   | W, 76-64      |
| 2/7   | * SIUE                | H   | W, 64-59      |
| 2/12  | * Southeast Missouri  | A   | L, 76-98      |
| 2/14  | * Austin Peay         | H   | W, 67-61      |
| 2/19  | * Eastern Illinois    | A   | W (OT), 75-73 |
| 2/21  | * SIUE                | A   | L, 68-76      |
| 2/26  | * Tennessee State     | A   | W, 69-52      |
| 2/28  | * Murray State        | H   | L, 67-73      |
| 3/5   | # Morehead State      | N   | L, 65-76      |
| 3/19  | \$ Northwestern State | A   | W, 104-79     |
| 3/21  | \$ USC Upstate        | A   | W, 60-49      |

|      |                     |   |          |
|------|---------------------|---|----------|
| 3/25 | \$ Eastern Kentucky | A | W, 70-69 |
| 3/31 | \$ Evansville       | A | L, 66-79 |

\* - Ohio Valley Conference game  
# - OVC Tournament  
\$ - CollegeInsider.com Postseason Tournament

## 2015-16

Coach: Heath Schroyer

Record: 20-15/Ohio Valley Conference: 10-6  
OVC West Division Champions

| Date  | Opponent             | H/A | Result        |
|-------|----------------------|-----|---------------|
| 11/13 | Oklahoma State       | A   | L, 57-91      |
| 11/16 | Bethune-Cookman      | H   | L, 79-86      |
| 11/20 | ^ Oral Roberts       | N   | L, 66-70      |
| 11/21 | ^ FIU                | N   | L, 62-69      |
| 11/22 | ^ James Madison      | A   | W, 78-75      |
| 11/25 | Harris-Stowe         | H   | W, 83-57      |
| 11/28 | Mississippi State    | A   | L, 51-76      |
| 12/1  | Kansas City          | A   | L, 70-74      |
| 12/9  | Texas Tech           | A   | L, 49-68      |
| 12/11 | UT Rio Grande Valley | A   | W, 72-64      |
| 12/16 | Saint Louis          | A   | W, 82-76      |
| 12/18 | Arkansas State       | H   | W, 74-70      |
| 12/21 | Alcorn State         | H   | W, 70-47      |
| 12/29 | Florida Atlantic     | A   | W, 57-48      |
| 1/2   | Boyce College        | H   | W, 122-60     |
| 1/7   | * Eastern Kentucky   | A   | W, 78-70      |
| 1/9   | * Morehead State     | A   | L, 58-64      |
| 1/13  | * Tennessee Tech     | H   | W, 96-90      |
| 1/16  | * Jacksonville State | A   | L, 60-82      |
| 1/21  | * Belmont            | H   | L, 72-82      |
| 1/24  | * Southeast Missouri | A   | L (OT), 60-68 |
| 1/28  | * Eastern Illinois   | A   | L, 74-82      |
| 1/30  | * Murray State       | H   | W, 63-59      |
| 2/4   | * Austin Peay        | H   | W, 86-77      |
| 2/6   | * SIUE               | A   | W, 79-62      |
| 2/11  | * Southeast Missouri | H   | W, 77-64      |
| 2/13  | * Austin Peay        | A   | W (OT), 85-84 |
| 2/18  | * Eastern Illinois   | H   | W (OT), 87-84 |
| 2/20  | * SIUE               | H   | W, 68-51      |
| 2/25  | * Tennessee State    | H   | W, 72-56      |
| 2/27  | * Murray State       | A   | L, 55-79      |
| 3/4   | # Morehead State     | N   | W, 83-70      |
| 3/5   | # Austin Peay        | N   | L, 73-83      |
| 3/16  | \$ Central Michigan  | A   | W, 76-73      |
| 3/20  | \$ Ball State        | A   | L (OT), 80-83 |

^ - Men Against Breast Cancer Classic - Harrisonburg, Va.  
\* - Ohio Valley Conference game  
# - OVC Tournament  
\$ - CollegeInsider.com Postseason Tournament

## 2016-17

Coach: Anthony Stewart

Record: 22-13/Ohio Valley Conference: 10-6  
OVC West Division Champions

| Date  | Opponent             | H/A | Result    |
|-------|----------------------|-----|-----------|
| 11/11 | Ole Miss             | A   | L, 83-86  |
| 11/13 | UT Rio Grande Valley | H   | W, 88-80  |
| 11/15 | Cumberland           | H   | W, 95-64  |
| 11/18 | ^ Cleveland State    | H   | W, 85-74  |
| 11/21 | ^ Canisius           | A   | W, 72-69  |
| 11/23 | ^ Duquesne           | A   | W, 66-63  |
| 11/25 | ^ Kentucky           | A   | L, 76-111 |
| 11/29 | Florida Atlantic     | H   | W, 82-81  |
| 12/1  | Arkansas-Pine Bluff  | A   | W, 73-68  |
| 12/4  | Boyce College        | H   | W, 108-64 |
| 12/10 | Illinois State       | A   | L, 57-74  |

|       |                      |   |                |
|-------|----------------------|---|----------------|
| 12/14 | Arkansas State       | H | L, 68-87       |
| 12/17 | Bethune-Cookman      | H | W, 97-72       |
| 12/20 | Kansas City          | A | W, 77-66       |
| 12/22 | Southern Illinois    | A | L, 70-78       |
| 12/29 | * Jacksonville State | H | L, 72-90       |
| 12/31 | * Morehead State     | H | W (OT), 81-77  |
| 1/5   | * Belmont            | A | L, 67-83       |
| 1/7   | * Tennessee State    | A | L, 65-76       |
| 1/14  | * Southeast Missouri | H | W, 79-69       |
| 1/19  | * Eastern Illinois   | H | W (2OT), 82-71 |
| 1/21  | * SIUE               | H | W, 75-67       |
| 1/26  | * Austin Peay        | A | W, 85-79       |
| 1/28  | * Murray State       | A | L, 86-94       |
| 2/1   | * Tennessee Tech     | A | W, 75-46       |
| 2/4   | * Eastern Kentucky   | H | W, 85-68       |
| 2/9   | * Eastern Illinois   | A | L, 71-81       |
| 2/11  | * SIUE               | A | W, 80-73       |
| 2/18  | * Southeast Missouri | A | L, 61-90       |
| 2/23  | * Austin Peay        | H | W, 76-72       |
| 2/25  | * Murray State       | H | W, 83-76       |
| 3/3   | # Murray State       | N | W, 73-67       |
| 3/4   | # Jacksonville State | N | L, 55-66       |
| 3/16  | \$ UNC Asheville     | H | W, 89-75       |
| 3/20  | \$ Campbell          | A | L, 56-73       |

^ - Bluegrass Showcase  
\* - Ohio Valley Conference game  
# - OVC Tournament  
\$ - CollegeInsider.com Postseason Tournament

## 2017-18

Coach: Anthony Stewart

Record: 10-21/Ohio Valley Conference: 5-13

| Date  | Opponent              | H/A | Result         |
|-------|-----------------------|-----|----------------|
| 11/10 | ^ Marshall            | A   | L (OT), 91-102 |
| 11/12 | ^ Illinois            | A   | L, 74-77       |
| 11/15 | ^ NC Central          | H   | W, 74-57       |
| 11/18 | Akron                 | A   | L, 59-76       |
| 11/22 | ^ Southern            | A   | L, 66-69       |
| 11/26 | Kansas City           | H   | L, 55-65       |
| 11/29 | LSU                   | A   | L, 60-84       |
| 12/2  | Chattanooga           | A   | L, 63-66       |
| 12/5  | Arkansas State        | A   | W, 92-78       |
| 12/10 | UC Clermont           | H   | W, 127-92      |
| 12/16 | Mississippi State     | A   | L, 61-92       |
| 12/20 | Blue Mountain College | H   | W, 84-76       |
| 12/22 | Arkansas-Pine Bluff   | H   | W, 74-68       |
| 12/28 | * Tennessee State     | H   | W (OT), 63-60  |
| 12/30 | * Belmont             | H   | L, 58-65       |
| 1/4   | * Austin Peay         | A   | L, 69-75       |
| 1/6   | * Murray State        | A   | L, 68-82       |
| 1/11  | * Eastern Kentucky    | H   | L, 70-78       |
| 1/13  | * Morehead State      | H   | L, 67-71       |
| 1/18  | * Eastern Illinois    | A   | L, 60-80       |
| 1/20  | * SIUE                | A   | W, 70-69       |
| 1/25  | * Jacksonville State  | A   | W, 67-63       |
| 1/27  | * Tennessee Tech      | A   | L, 55-63       |
| 2/1   | * Austin Peay         | H   | L, 57-59       |
| 2/3   | * Murray State        | H   | L, 53-66       |
| 2/8   | * Eastern Kentucky    | A   | W, 70-69       |
| 2/10  | * Southeast Missouri  | H   | L (OT), 77-81  |
| 2/15  | * SIUE                | H   | L, 69-70       |
| 2/17  | * Eastern Illinois    | H   | L, 57-64       |
| 2/22  | * Morehead State      | A   | L, 53-70       |
| 2/24  | * Southeast Missouri  | A   | W, 72-66       |

^ - Global Sports Invitational  
\* - Ohio Valley Conference game

2023-24 SKYHAWK MEN'S BASKETBALL



# YEARLY RESULTS

## 2018-19

**Coach: Anthony Stewart**

**Record: 12-19/Ohio Valley Conference: 6-12**

| Date  | Opponent             | H/A | Result        |
|-------|----------------------|-----|---------------|
| 11/6  | Cumberland           | H   | W, 91-58      |
| 11/10 | Western Kentucky     | A   | L, 71-86      |
| 11/16 | Mercer               | A   | L, 60-77      |
| 11/21 | Western Illinois     | H   | W, 92-90      |
| 12/1  | UNC Asheville        | H   | W, 87-70      |
| 12/5  | Tulane               | A   | L, 74-87      |
| 12/8  | ETSU                 | A   | L, 62-80      |
| 12/15 | Brescia              | H   | W, 108-79     |
| 12/18 | Chattanooga          | H   | W, 75-72      |
| 12/22 | Fresno State         | A   | L, 53-93      |
| 12/30 | Bowling Green        | A   | L, 80-94      |
| 1/3   | * Eastern Illinois   | A   | L (OT), 87-92 |
| 1/5   | * Southeast Missouri | A   | L (OT), 69-74 |
| 1/10  | * Murray State       | H   | L, 77-98      |
| 1/12  | * Austin Peay        | H   | L, 70-72      |
| 1/17  | * Eastern Kentucky   | A   | L, 73-97      |
| 1/19  | * Morehead State     | A   | L, 77-85      |
| 1/24  | * Eastern Illinois   | H   | L, 64-66      |
| 1/26  | * SIUE               | H   | W, 85-69      |
| 1/31  | * Tennessee State    | A   | L, 67-68      |
| 2/2   | * Belmont            | A   | L, 67-82      |
| 2/7   | * Jacksonville State | H   | W, 66-64      |
| 2/9   | * Tennessee Tech     | H   | W, 77-58      |
| 2/14  | * Southeast Missouri | H   | W, 81-72      |
| 2/16  | * SIUE               | A   | W, 73-69      |
| 2/21  | * Murray State       | A   | L, 75-85      |
| 2/23  | * Austin Peay        | A   | L, 78-92      |
| 2/28  | * Belmont            | H   | L, 67-112     |
| 3/2   | * Tennessee State    | H   | W, 91-86      |
| 3/6   | # Eastern Illinois   | N   | W, 78-71      |
| 3/7   | # Jacksonville State | N   | L, 81-88      |

\* - Ohio Valley Conference game  
# - OVC Tournament

## 2019-20

**Coach: Anthony Stewart**

**Record: 9-20/Ohio Valley Conference: 5-13**

| Date  | Opponent                         | H/A | Result        |
|-------|----------------------------------|-----|---------------|
| 11/5  | Univ. Health Sciences & Pharmacy | H   | W, 106-48     |
| 11/9  | ETSU                             | H   | L, 75-92      |
| 11/13 | Western Illinois                 | A   | W, 98-91      |
| 11/16 | % Wichita State                  | A   | L, 62-103     |
| 11/19 | % Northern Iowa                  | A   | L, 67-87      |
| 11/26 | \$ Gardner-Webb                  | N   | L, 64-81      |
| 11/27 | \$ Boston University             | N   | W, 76-73      |
| 12/6  | Central Michigan                 | A   | L, 75-84      |
| 12/14 | UNC Asheville                    | A   | L, 72-91      |
| 12/18 | # Baylor                         | N   | L, 63-91      |
| 12/29 | Mount St. Joseph                 | H   | W, 92-72      |
| 1/2   | * Murray State                   | A   | L, 76-89      |
| 1/4   | * Austin Peay                    | A   | L, 63-82      |
| 1/9   | * Tennessee State                | H   | W, 87-74      |
| 1/11  | * Belmont                        | H   | L, 78-85      |
| 1/16  | * Murray State                   | H   | L, 62-84      |
| 1/18  | * Austin Peay                    | H   | L, 81-92      |
| 1/23  | * Eastern Illinois               | A   | L, 83-95      |
| 1/25  | * SIUE                           | A   | W, 79-76      |
| 1/30  | * Eastern Kentucky               | A   | L, 86-99      |
| 2/1   | * Morehead State                 | A   | L, 77-85      |
| 2/6   | * Tennessee Tech                 | H   | W, 74-62      |
| 2/8   | * Jacksonville State             | H   | L, 61-75      |
| 2/13  | * Southeast Missouri             | A   | L, 72-74      |
| 2/15  | * Eastern Illinois               | H   | W (OT), 80-79 |

|      |                      |   |          |
|------|----------------------|---|----------|
| 2/20 | * Tennessee Tech     | A | L, 65-78 |
| 2/22 | * Jacksonville State | A | L, 58-72 |
| 2/27 | * SIUE               | H | L, 75-90 |
| 2/29 | * Southeast Missouri | H | W, 87-78 |

% - Cancun Challenge - Campus Sites  
\$ - Cancun Challenge - Playa del Carmen, Mexico  
# - Battleground2k19 - Houston, Texas  
\* - Ohio Valley Conference game

## 2020-21

**Coach: Montez Robinson**

**Record: 8-16/Ohio Valley Conference: 6-14**

| Date  | Opponent             | H/A | Result         |
|-------|----------------------|-----|----------------|
| 12/2  | Evansville           | H   | W (2OT), 93-87 |
| 12/15 | Bethel               | H   | W, 95-60       |
| 12/18 | * Southeast Missouri | A   | W, 69-67       |
| 12/20 | Western Illinois     | H   | L, 63-81       |
| 12/22 | Ole Miss             | A   | L, 43-90       |
| 12/30 | * Jacksonville State | A   | L, 70-80       |
| 1/2   | * Belmont            | H   | L, 69-90       |
| 1/7   | * Tennessee State    | A   | L, 62-74       |
| 1/9   | * Belmont            | A   | L, 69-89       |
| 1/16  | * Murray State       | H   | L, 57-79       |
| 1/21  | * Eastern Kentucky   | A   | L, 73-113      |
| 1/23  | * Morehead State     | A   | L, 44-76       |
| 1/26  | * Southeast Missouri | H   | W, 69-66       |
| 1/28  | * Eastern Illinois   | H   | W, 51-41       |
| 1/30  | * SIUE               | H   | L, 60-76       |
| 2/4   | * Jacksonville State | H   | L, 70-82       |
| 2/6   | * Tennessee Tech     | H   | W, 66-64       |
| 2/8   | * Austin Peay        | H   | W, 76-75       |
| 2/11  | * Austin Peay        | A   | L, 50-71       |
| 2/13  | * Murray State       | A   | L, 55-84       |
| 2/18  | * Eastern Kentucky   | H   | L, 72-89       |
| 2/20  | * Morehead State     | H   | L, 69-79       |
| 2/25  | * SIUE               | A   | L, 53-66       |
| 2/27  | * Eastern Illinois   | A   | W, 73-68       |

\* - Ohio Valley Conference game

## 2021-22

**Coach: Ryan Ridder**

**Record: 8-22/Ohio Valley Conference: 4-14**

| Date  | Opponent             | H/A | Result    |
|-------|----------------------|-----|-----------|
| 11/9  | Tennessee            | A   | L, 62-90  |
| 11/13 | Miami-Hamilton       | H   | W, 94-66  |
| 11/19 | % Florida Atlantic   | A   | L, 67-75  |
| 11/20 | % Troy               | N   | L, 67-80  |
| 11/21 | % North Dakota       | N   | W, 77-72  |
| 11/24 | Carver College       | H   | W, 103-43 |
| 11/27 | Western Kentucky     | A   | L, 66-81  |
| 12/1  | Middle Tennessee     | A   | L, 61-73  |
| 12/4  | Western Illinois     | A   | L, 64-81  |
| 12/11 | Middle Tennessee     | H   | L, 75-84  |
| 12/14 | UNC Asheville        | H   | W, 79-68  |
| 12/19 | Drake                | A   | L, 54-80  |
| 12/30 | * Austin Peay        | A   | W, 65-62  |
| 1/6   | * Tennessee State    | A   | W, 94-78  |
| 1/8   | * Belmont            | H   | L, 55-81  |
| 1/12  | * Morehead State     | A   | L, 62-76  |
| 1/15  | * Tennessee Tech     | H   | L, 70-76  |
| 1/20  | * Austin Peay        | H   | L, 57-72  |
| 1/22  | * Murray State       | A   | L, 66-74  |
| 1/24  | * SIUE               | H   | W, 76-70  |
| 1/27  | * Eastern Illinois   | H   | L, 53-58  |
| 1/29  | * Belmont            | A   | L, 58-87  |
| 2/3   | * Southeast Missouri | H   | W, 84-63  |
| 2/5   | * Tennessee State    | H   | L, 61-69  |

|      |                      |   |          |
|------|----------------------|---|----------|
| 2/10 | * SIUE               | A | L, 63-71 |
| 2/12 | * Eastern Illinois   | A | L, 70-82 |
| 2/16 | * Morehead State     | H | L, 60-68 |
| 2/19 | * Murray State       | H | L, 60-62 |
| 2/24 | * Southeast Missouri | A | L, 69-76 |
| 2/26 | * Tennessee Tech     | A | L, 75-88 |

% - Paradise Classic - Boca Raton, Fla.  
\* - Ohio Valley Conference game

## 2022-23

**Coach: Ryan Ridder**

**Record: 19-14/Ohio Valley Conference: 10-8**

| Date  | Opponent             | H/A | Result        |
|-------|----------------------|-----|---------------|
| 11/7  | Pittsburgh           | A   | L, 58-80      |
| 11/9  | Youngstown State     | A   | L, 72-90      |
| 11/12 | Champion Christian   | H   | W, 124-65     |
| 11/15 | Harris-Stowe         | H   | W, 96-53      |
| 11/18 | Ole Miss             | A   | L, 68-72      |
| 11/20 | Prairie View A&M     | H   | W, 80-79      |
| 11/22 | Arkansas State       | A   | L, 64-70      |
| 11/28 | McNeese              | H   | W, 86-83      |
| 12/3  | UNC Asheville        | A   | L, 83-90      |
| 12/11 | Chicago State        | H   | W (OT), 75-74 |
| 12/13 | Bethel               | H   | W, 103-75     |
| 12/17 | Bowling Green        | A   | W, 75-67      |
| 12/19 | Crowley's Ridge      | H   | W, 120-59     |
| 12/29 | % Little Rock        | A   | L, 74-88      |
| 12/31 | * Morehead State     | H   | W, 64-57      |
| 1/5   | * Southeast Missouri | H   | W, 87-82      |
| 1/7   | * Tennessee Tech     | H   | L (OT), 80-84 |
| 1/12  | * Tennessee State    | A   | W, 77-66      |
| 1/14  | * Southern Indiana   | A   | L, 66-80      |
| 1/19  | * Southeast Missouri | A   | W, 80-60      |
| 1/21  | * Eastern Illinois   | H   | W, 91-78      |
| 1/26  | * Lindenwood         | H   | W, 66-59      |
| 1/28  | * Southern Indiana   | H   | W (OT), 86-83 |
| 2/2   | * SIUE               | A   | L, 75-89      |
| 2/4   | * Lindenwood         | A   | L, 75-80      |
| 2/9   | * Eastern Illinois   | A   | L, 75-77      |
| 2/11  | * Little Rock        | H   | W, 84-61      |
| 2/16  | * SIUE               | H   | W, 90-84      |
| 2/18  | * Tennessee Tech     | A   | W, 100-91     |
| 2/23  | * Tennessee State    | H   | L, 82-88      |
| 2/25  | * Morehead State     | A   | L, 58-72      |
| 3/2   | # SIUE               | N   | W, 81-75      |
| 3/3   | # Tennessee Tech     | N   | L, 63-78      |

% - North Little Rock, Ark.  
\* - Ohio Valley Conference game  
# - OVC Tournament

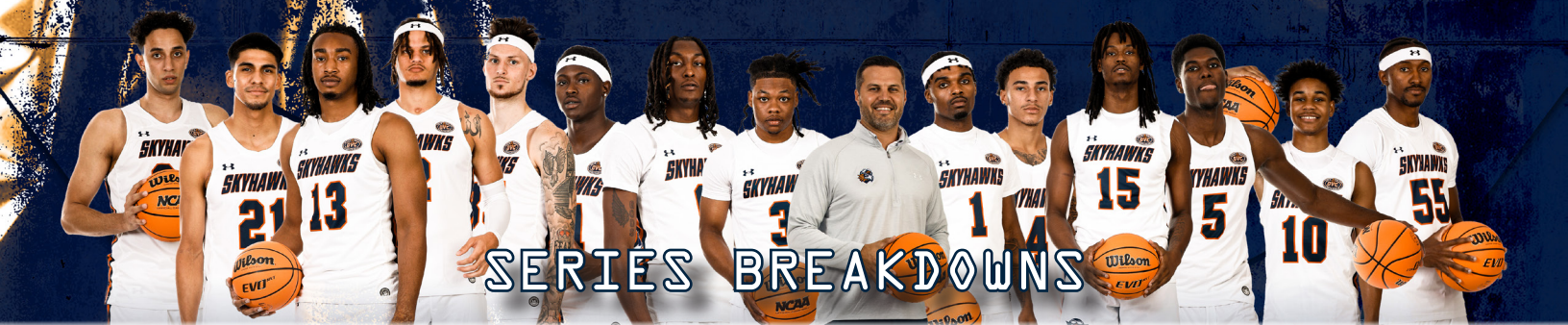


# SERIES RECORDS

| OPPONENT              | RECORD | FIRST MTG | LAST MTG |
|-----------------------|--------|-----------|----------|
| Akron                 | 0-1    | 2017-18   | 2017-18  |
| Alabama               | 0-3    | 1981-82   | 1993-94  |
| Alabama A&M           | 1-1    | 2000-01   | 2000-01  |
| Alabama-Huntsville    | 3-0    | 1986-87   | 1993-94  |
| Alaska-Anchorage      | 0-2    | 1990-91   | 1990-91  |
| Alaska-Fairbanks      | 1-1    | 1990-91   | 1990-91  |
| Alcorn State          | 1-0    | 2015-16   | 2015-16  |
| American              | 0-1    | 1993-94   | 1993-94  |
| Anderson              | 1-0    | 1979-80   | 1979-80  |
| Arkansas              | 0-3    | 1973-74   | 2013-14  |
| Ark.-Pine Bluff       | 2-0    | 2016-17   | 2017-18  |
| Arkansas State        | 8-17   | 1962-63   | 2022-23  |
| Arkansas Tech         | 1-0    | 1964-65   | 1964-65  |
| Athens State          | 1-2    | 1953-54   | 1957-58  |
| Auburn                | 0-2    | 1987-88   | 2008-09  |
| Augustana             | 0-1    | 1981-82   | 1981-82  |
| Austin Peay           | 26-66  | 1959-60   | 2021-22  |
| Austin Peay Frosh     | 1-1    | 1952-53   | 1952-53  |
| Austin Peay JV        | 2-0    | 1953-54   | 1953-54  |
| Ball State            | 0-4    | 1991-92   | 2015-16  |
| Baylor                | 0-1    | 2019-20   | 2019-20  |
| Belmont               | 20-24  | 1953-54   | 2021-22  |
| Berry                 | 1-0    | 2001-02   | 2001-02  |
| Bethel                | 33-21  | 1951-52   | 2022-23  |
| Bethune-Cookman       | 2-1    | 2014-15   | 2016-17  |
| Birmingham Southern   | 0-2    | 1966-67   | 2004-05  |
| Blackburn             | 2-0    | 1979-80   | 1982-83  |
| Blue Mountain College | 1-0    | 2017-18   | 2017-18  |
| Boston University     | 1-1    | 1991-92   | 2019-20  |
| Bowling Green         | 1-1    | 2018-19   | 2022-23  |
| Boycce College        | 2-0    | 2015-16   | 2016-17  |
| Bradley               | 0-4    | 1973-74   | 2012-13  |
| Brescia               | 3-0    | 1998-99   | 2018-19  |
| Butler                | 1-2    | 1999-00   | 2014-15  |
| Cal. St. Northridge   | 0-1    | 1977-78   | 1977-78  |
| Campbell              | 0-1    | 2016-17   | 2016-17  |
| Campbellsville        | 0-1    | 1989-90   | 1989-90  |
| Canisius              | 1-0    | 2016-17   | 2016-17  |
| Carson Newman         | 1-1    | 1961-62   | 1969-70  |
| Carver College        | 1-0    | 2021-22   | 2021-22  |
| Centenary             | 2-1    | 2000-01   | 2010-11  |
| Central Arkansas      | 3-4    | 1965-66   | 2012-13  |
| Central Baptist       | 2-0    | 2003-04   | 2007-08  |
| Central Florida       | 1-1    | 2002-03   | 2003-04  |
| Cent. Methodist       | 2-0    | 1979-80   | 1983-84  |
| Central Michigan      | 1-2    | 1991-92   | 2019-20  |
| Central Missouri      | 1-0    | 1981-82   | 1981-82  |
| Centre                | 1-0    | 1987-88   | 1987-88  |
| Champion Christian    | 2-0    | 2014-15   | 2022-23  |
| Chapman               | 0-1    | 1977-78   | 1977-78  |
| Charleston (WV)       | 1-0    | 1985-86   | 1985-86  |
| Chattanooga           | 2-8    | 1973-74   | 2018-19  |
| Chicago State         | 1-0    | 2022-23   | 2022-23  |
| Christian Bros.       | 19-20  | 1951-52   | 1999-00  |
| Cincinnati            | 0-3    | 1994-95   | 2012-13  |
| Clarksville Naval     | 1-0    | 1955-56   | 1955-56  |
| Cleveland State       | 1-0    | 2016-17   | 2016-17  |
| Colorado              | 0-1    | 2013-14   | 2013-14  |
| Columbia College      | 1-0    | 1978-79   | 1978-79  |
| Concordia             | 1-0    | 2002-03   | 2002-03  |
| Covenant              | 2-0    | 1995-96   | 2007-08  |
| Crowley's Ridge       | 2-0    | 2014-15   | 2022-23  |
| Cumberland (TN)       | 6-0    | 1984-85   | 2018-19  |
| Delta State           | 25-37  | 1956-57   | 1990-91  |
| Drake                 | 0-1    | 2021-22   | 2021-22  |
| Duke                  | 0-1    | 2004-05   | 2004-05  |
| Duquesne              | 1-0    | 2016-17   | 2016-17  |
| Eastern Illinois      | 27-30  | 1994-95   | 2022-23  |
| Eastern Kentucky      | 20-32  | 1991-92   | 2020-21  |
| Elon                  | 2-0    | 2007-08   | 2008-09  |
| ETSU                  | 0-2    | 2018-19   | 2019-20  |
| Evansville            | 2-11   | 1993-94   | 2020-21  |
| FIU                   | 1-1    | 2008-09   | 2015-16  |
| Florida Atlantic      | 2-1    | 2015-16   | 2021-22  |
| Florida State         | 0-3    | 1984-85   | 2013-14  |
| Fontbonne             | 1-0    | 2012-13   | 2012-13  |
| Fordham               | 1-0    | 2008-09   | 2008-09  |
| Fort Campbell         | 3-0    | 1975-76   | 1978-79  |
| Freed-Hardeman        | 22-4   | 1951-52   | 2006-07  |
| Fresno State          | 0-1    | 2018-19   | 2018-19  |
| Gardner-Webb          | 0-1    | 2019-20   | 2019-20  |
| Georgia State         | 1-2    | 1992-93   | 1995-96  |
| Grace                 | 1-0    | 1985-86   | 1985-86  |
| Grambling             | 1-0    | 1991-92   | 1991-92  |
| Grand Valley State    | 0-1    | 1985-86   | 1985-86  |
| Harding Academy       | 1-1    | 1960-61   | 1960-61  |
| Harding College       | 1-0    | 1964-65   | 1964-65  |
| Harris-Stowe          | 3-0    | 2009-10   | 2022-23  |
| Hawaii                | 0-2    | 1999-00   | 2006-07  |
| Henderson State       | 0-1    | 1988-89   | 1988-89  |

| OPPONENT            | RECORD | FIRST MTG | LAST MTG |
|---------------------|--------|-----------|----------|
| Hendrix College     | 0-1    | 1964-65   | 1964-65  |
| High Point          | 1-0    | 2006-07   | 2006-07  |
| Houston Christian   | 1-0    | 1992-93   | 1992-93  |
| Howard              | 0-1    | 2006-07   | 2006-07  |
| Idaho State         | 0-2    | 1995-96   | 1997-98  |
| Illinois            | 0-3    | 1998-99   | 2017-18  |
| Illinois-Chicago    | 1-0    | 2014-15   | 2014-15  |
| Illinois State      | 0-5    | 1983-84   | 2016-17  |
| IUPUI               | 2-0    | 1977-78   | 1978-79  |
| Indiana State       | 0-1    | 2003-04   | 2003-04  |
| Iowa State          | 0-1    | 1996-97   | 1996-97  |
| Jackson Indep.      | 1-0    | 1957-58   | 1957-58  |
| Jackson State       | 0-2    | 1999-00   | 2013-14  |
| Jacksonville State  | 24-46  | 1971-72   | 2020-21  |
| James Madison       | 1-0    | 2015-16   | 2015-16  |
| Kansas              | 0-2    | 1986-87   | 1988-89  |
| Kansas City         | 1-3    | 2013-14   | 2017-18  |
| Kennesaw State      | 2-0    | 2011-12   | 2012-13  |
| Kennett             | 1-0    | 1955-56   | 1955-56  |
| Kentucky            | 0-2    | 1994-95   | 2016-17  |
| Kentucky State      | 0-1    | 1979-80   | 1979-80  |
| King College        | 2-0    | 1964-65   | 1967-68  |
| Ky.-Tenn. All-Stars | 1-0    | 1959-60   | 1959-60  |
| Kentucky Wesleyan   | 1-7    | 1967-68   | 1991-92  |
| LaGrange            | 1-0    | 1969-70   | 1969-70  |
| Lamar               | 0-1    | 2011-12   | 2011-12  |
| Lambuth             | 34-12  | 1951-52   | 1991-92  |
| Lane                | 6-0    | 1981-82   | 1990-91  |
| LeMoyné-Owen        | 3-3    | 1969-70   | 1985-86  |
| Lincoln Memorial    | 7-0    | 1960-61   | 1991-92  |
| Lindenwood          | 2-1    | 1980-81   | 2022-23  |
| Lindsey Wilson      | 0-1    | 1991-92   | 1991-92  |
| Lipscomb            | 12-13  | 1958-59   | 2013-14  |
| Little Rock         | 1-5    | 1992-93   | 2022-23  |
| Longwood            | 2-0    | 2012-13   | 2014-15  |
| LSU                 | 0-5    | 1988-89   | 2017-18  |
| Louisville          | 0-2    | 2005-06   | 2011-12  |
| Lyon College        | 16-6   | 1959-60   | 2012-13  |
| MacMurray           | 1-0    | 2010-11   | 2010-11  |
| Maine               | 1-0    | 2007-08   | 2007-08  |
| Marquette           | 0-1    | 2014-15   | 2014-15  |
| Marshall            | 0-2    | 1994-95   | 2017-18  |
| Md.-Eastern Shore   | 0-1    | 2014-15   | 2014-15  |
| Maryville St. Louis | 2-0    | 1980-81   | 2008-09  |
| McNeese             | 1-0    | 2022-23   | 2022-23  |
| Memphis             | 0-6    | 2000-01   | 2012-13  |
| Memphis Navy        | 2-1    | 1953-54   | 1954-55  |
| Mercer              | 0-1    | 2018-19   | 2018-19  |
| Miami               | 0-1    | 2000-01   | 2000-01  |
| Miami-Hamilton      | 1-0    | 2021-22   | 2021-22  |
| Middle Tennessee    | 9-26   | 1964-65   | 2021-22  |
| Middle Tenn. (JV)   | 1-0    | 1955-56   | 1955-56  |
| Miles               | 1-0    | 1986-87   | 1986-87  |
| Milligan            | 2-0    | 1959-60   | 1962-63  |
| Minnesota           | 0-1    | 1992-93   | 1992-93  |
| Mississippi College | 17-17  | 1962-63   | 1990-91  |
| Mississippi State   | 1-9    | 1980-81   | 2017-18  |
| Miss. Valley State  | 1-1    | 2003-04   | 2003-04  |
| Missouri            | 0-5    | 1982-83   | 2009-10  |
| Missouri Baptist    | 3-2    | 1951-52   | 1985-86  |
| Missouri-St. Louis  | 3-3    | 1969-70   | 1975-76  |
| Missouri S&T        | 4-2    | 1956-57   | 1961-62  |
| Missouri Southern   | 0-2    | 1991-92   | 1991-92  |
| Missouri State      | 0-3    | 1995-96   | 2009-10  |
| Missouri Valley     | 1-0    | 2002-03   | 2002-03  |
| Morehead State      | 17-43  | 1991-92   | 2022-23  |
| Mount St. Joseph    | 1-0    | 2019-20   | 2019-20  |
| Murray State        | 7-58   | 1956-57   | 2021-22  |
| Murray State (JV)   | 3-4    | 1951-52   | 1956-57  |
| NC Central          | 1-0    | 2017-18   | 2017-18  |
| Nebraska            | 0-1    | 2014-15   | 2014-15  |
| New York State      | 1-0    | 1980-81   | 1980-81  |
| Nicholls State      | 5-7    | 1971-72   | 1978-79  |
| North Alabama       | 21-28  | 1960-61   | 1990-91  |
| North Central       | 1-0    | 1980-81   | 1980-81  |
| North Dakota        | 2-1    | 1979-80   | 2021-22  |
| North Dakota St.    | 0-2    | 1978-79   | 1979-80  |
| North Texas         | 0-1    | 2004-05   | 2004-05  |
| NE Miss. JC         | 1-0    | 1953-54   | 1953-54  |
| Northern Arizona    | 1-1    | 2001-02   | 2002-03  |
| Northern Iowa       | 0-1    | 2019-20   | 2019-20  |
| Northern Kentucky   | 2-0    | 2013-14   | 2014-15  |
| NW Mississippi      | 1-1    | 1952-53   | 1952-53  |
| Northwestern        | 0-1    | 1996-97   | 1996-97  |
| Northwestern State  | 2-2    | 1973-74   | 2014-15  |
| Oakland City        | 5-4    | 1955-56   | 1992-93  |
| Ohio                | 0-1    | 2011-12   | 2011-12  |
| Ohio State          | 0-2    | 1998-99   | 2010-11  |
| Oklahoma State      | 0-1    | 2015-16   | 2015-16  |
| Ole Miss            | 0-5    | 2001-02   | 2022-23  |

| OPPONENT                            | RECORD | FIRST MTG | LAST MTG |
|-------------------------------------|--------|-----------|----------|
| Olivet                              | 1-0    | 1979-80   | 1979-80  |
| Oral Roberts                        | 1-2    | 1994-95   | 2015-16  |
| Otterbein                           | 1-0    | 1983-84   | 1983-84  |
| Paducah JC                          | 8-3    | 1951-52   | 1957-58  |
| Parsons Indep.                      | 1-0    | 1954-55   | 1954-55  |
| Pilot Oak                           | 1-0    | 1954-55   | 1954-55  |
| Pittsburgh                          | 0-1    | 2022-23   | 2022-23  |
| Portland State                      | 1-1    | 2003-04   | 2004-05  |
| Prairie View A&M                    | 1-0    | 2022-23   | 2022-23  |
| Presbyterian                        | 2-0    | 2013-14   | 2014-15  |
| Purdue                              | 0-3    | 1996-97   | 2005-06  |
| Purdue Fort Wayne                   | 1-2    | 2004-05   | 2011-12  |
| Quincy                              | 0-1    | 1988-89   | 1988-89  |
| Radford                             | 0-2    | 1995-96   | 1996-97  |
| Reinhardt                           | 1-0    | 2004-05   | 2004-05  |
| Rhodes College                      | 8-6    | 1967-68   | 1990-91  |
| Rivers Indep.                       | 1-0    | 1953-54   | 1953-54  |
| Rochester College                   | 3-0    | 2003-04   | 2013-14  |
| Rust                                | 8-2    | 1967-68   | 1990-91  |
| Rutherford                          | 1-0    | 1953-54   | 1953-54  |
| Saint Louis                         | 2-3    | 1995-96   | 2015-16  |
| St. Louis Christian                 | 1-0    | 1990-91   | 1990-91  |
| St. Mary's (Mich.)                  | 3-0    | 1979-80   | 2001-02  |
| Saint Peter's                       | 2-0    | 2006-07   | 2007-08  |
| St. Xavier (Ill.)                   | 0-1    | 1985-86   | 1985-86  |
| Samford                             | 5-8    | 1992-93   | 2013-14  |
| San Diego                           | 0-1    | 1977-78   | 1977-78  |
| San Francisco                       | 0-1    | 2003-04   | 2003-04  |
| San Francisco St.                   | 1-0    | 1994-95   | 1994-95  |
| SIUE                                | 17-13  | 1970-71   | 2022-23  |
| Southeast Missouri                  | 38-52  | 1962-63   | 2022-23  |
| Southeastern La.                    | 4-9    | 1972-73   | 2013-14  |
| Southern                            | 0-1    | 2017-18   | 2017-18  |
| Southern Illinois                   | 0-3    | 1999-00   | 2016-17  |
| Southern Indiana                    | 6-4    | 1970-71   | 2022-23  |
| Southern Miss                       | 0-1    | 2006-07   | 2006-07  |
| Southwest Baptist                   | 2-0    | 1981-82   | 1983-84  |
| Spalding                            | 1-0    | 2005-06   | 2005-06  |
| Stephen F. Austin                   | 1-1    | 1982-83   | 1996-97  |
| Stetson                             | 1-0    | 1984-85   | 1984-85  |
| Stewart AF Base                     | 1-0    | 1954-55   | 1954-55  |
| TCU                                 | 0-1    | 1992-93   | 1992-93  |
| Tennessee                           | 0-5    | 1993-94   | 2021-22  |
| Tennessee Doctors                   | 1-0    | 1958-59   | 1958-59  |
| Tennessee State                     | 30-37  | 1966-67   | 2022-23  |
| Tennessee Tech                      | 17-42  | 1968-69   | 2022-23  |
| Tennessee Temple                    | 1-1    | 1980-81   | 1995-96  |
| Tenn. Wesleyan                      | 0-5    | 1959-60   | 1988-89  |
| Texas Tech                          | 0-1    | 2015-16   | 2015-16  |
| Trenton Indep.                      | 3-0    | 1955-56   | 1956-57  |
| Trevecca                            | 1-0    | 1985-86   | 1985-86  |
| Troy                                | 18-24  | 1971-72   | 2021-22  |
| Tulane                              | 0-1    | 2018-19   | 2018-19  |
| Tusculum                            | 1-3    | 1964-65   | 1966-67  |
| UAB                                 | 1-1    | 1999-00   | 2011-12  |
| UC Clermont                         | 1-0    | 2017-18   | 2017-18  |
| UNC Asheville                       | 3-2    | 2016-17   | 2022-23  |
| UNLV                                | 0-3    | 2002-03   | 2013-14  |
| USC                                 | 0-3    | 1991-92   | 2008-09  |
| USC Upstate                         | 1-0    | 2014-15   | 2014-15  |
| Union                               | 32-21  | 1954-55   | 2002-03  |
| Union Frosh                         | 1-1    | 1952-53   | 1952-53  |
| Univ. of Health Sciences & Pharmacy | 1-0    | 2019-20   | 2019-20  |
| UTRGV                               | 2-0    | 2015-16   | 2016-17  |
| UT Southern                         | 3-1    | 1951-52   | 1951-52  |
| Valdosta State                      | 8-10   | 1982-83   | 1990-91  |
| Vanderbilt                          | 0-5    | 1993-94   | 2007-08  |
| Vanderbilt Frosh                    | 2-4    | 1955-56   | 1955-56  |
| VCU                                 | 0-2    | 1994-95   | 1997-98  |
| Virginia                            | 0-1    | 1995-96   | 1995-96  |
| Virginia Tech                       | 0-1    | 1997-98   | 1997-98  |
| Webster                             | 2-0    | 2000-01   | 2005-06  |
| West Alabama                        | 19-21  | 1971-72   | 1990-91  |
| West Georgia                        | 6-9    | 1981-82   | 1990-91  |
| West Virginia State                 | 1-0    | 2001-02   | 2001-02  |
| Western Illinois                    | 3-2    | 2003-04   | 2021-22  |
| Western Kentucky                    | 1-4    | 1991-92   | 2021-22  |
| Westminster                         | 3-0    | 1978-79   | 2009-10  |
| Wichita State                       | 0-1    | 2019-20   | 2019-20  |
| William Penn                        | 1-0    | 1982-83   | 1982-83  |
| William Woods                       | 1-0    | 2010-11   | 2010-11  |
| Williams Baptist                    | 0-1    | 1991-92   | 1991-92  |
| Winthrop                            | 0-1    | 2001-02   | 2001-02  |
| Wofford                             | 0-1    | 1962-63   | 1962-63  |
| Wyoming                             | 0-1    | 2013-14   | 2013-14  |
| Yale                                | 1-0    | 2001-02   | 2001-02  |
| Youngstown State                    | 0-1    | 2022-23   | 2022-23  |



# SERIES BREAKDOWNS

2023-24 UT MARTIN MEN'S BASKETBALL

## Akron

Akron leads 1-0

Away: 0-1

| Date     | H/A/N | Result   |
|----------|-------|----------|
| 11/18/17 | A     | L, 76-59 |

## Alabama

Alabama leads 3-0

Away: 0-3

| Date     | H/A/N | Result    |
|----------|-------|-----------|
| 12/1/81  | A     | L, 94-64  |
| 12/10/83 | A     | L, 95-71  |
| 1/17/94  | A     | L, 104-68 |

## Alabama A&M

Series tied 1-1

Home: 1-0

Away: 0-1

| Date     | H/A/N | Result   |
|----------|-------|----------|
| 12/21/00 | H     | W, 92-88 |
| 2/1/01   | A     | L, 72-69 |

## Alabama-Huntsville

UT Martin leads 3-0

Home: 2-0

Away: 1-0

| Date     | H/A/N | Result   |
|----------|-------|----------|
| 12/15/86 | H     | W, 72-61 |
| 2/29/92  | H     | W, 92-87 |
| 1/5/94   | A     | W, 75-70 |

## Alaska-Anchorage

Alaska-Anchorage leads 2-0

Away: 0-2

| Date     | H/A/N | Result   |
|----------|-------|----------|
| 11/16/90 | A     | L, 83-65 |
| 11/17/90 | A     | L, 77-75 |

## Alaska-Fairbanks

Series tied 1-1

Away: 1-1

| Date     | H/A/N | Result     |
|----------|-------|------------|
| 11/19/90 | A     | L, 96-69   |
| 11/20/90 | A     | W, 110-101 |

## Alcorn State

UT Martin leads 1-0

Home: 1-0

| Date     | H/A/N | Result   |
|----------|-------|----------|
| 12/21/15 | H     | W, 70-47 |

## American

American leads 1-0

Neutral: 0-1

| Date     | H/A/N | Result   |
|----------|-------|----------|
| 12/10/93 | N     | L, 99-81 |

## Anderson College

UT Martin leads 1-0

Home: 1-0

| Date    | H/A/N | Result   |
|---------|-------|----------|
| 12/1/79 | H     | W, 72-67 |

## Arkansas

Arkansas leads 3-0

Away: 0-3

| Date     | H/A/N | Result    |
|----------|-------|-----------|
| 12/5/73  | A     | L, 80-68  |
| 12/3/92  | A     | L, 90-69  |
| 12/19/13 | A     | L, 102-56 |

## Arkansas-Pine Bluff

UT Martin leads 2-0

Home: 1-0

Away: 1-0

| Date     | H/A/N | Result   |
|----------|-------|----------|
| 12/1/16  | A     | W, 73-68 |
| 12/22/17 | H     | W, 74-68 |

## Arkansas State

Arkansas State leads 17-8

Home: 4-6

Away: 3-11

Neutral: 1-0

| Date     | H/A/N | Result         |
|----------|-------|----------------|
| 12/29/62 | N     | W, 78-75       |
| 1/28/67  | A     | L, 96-71       |
| 1/30/67  | A     | L, 77-67       |
| 12/2/68  | A     | W, 76-66       |
| 1/28/69  | H     | W, 87-69       |
| 12/8/69  | H     | L, 83-74       |
| 1/22/70  | A     | L, 73-67       |
| 12/21/74 | A     | L, 95-73       |
| 1/12/76  | H     | W, 81-66       |
| 12/1/94  | H     | L, 76-65       |
| 12/13/94 | A     | L, 77-72       |
| 12/6/04  | A     | L, 92-65       |
| 12/1/05  | H     | W, 80-77 (OT)  |
| 11/20/06 | H     | L, 68-63       |
| 11/29/07 | A     | L, 71-69       |
| 11/25/08 | H     | L, 76-67       |
| 11/25/09 | A     | L, 80-66       |
| 11/17/11 | A     | L, 63-45       |
| 11/16/12 | H     | L, 77-73 (3OT) |
| 11/13/13 | A     | L, 72-62       |
| 11/17/14 | A     | W, 75-73       |
| 12/18/15 | H     | W, 74-70       |
| 12/14/16 | H     | L, 87-68       |
| 12/5/17  | A     | W, 92-78       |
| 11/22/22 | A     | L, 70-64       |

## Arkansas Tech

UT Martin leads 1-0

Away: 1-0

| Date     | H/A/N | Result   |
|----------|-------|----------|
| 12/29/64 | A     | W, 97-94 |

## Athens

Athens leads 2-1

| Date    | H/A/N | Result   |
|---------|-------|----------|
| 1953-54 | N/A   | W, 92-49 |
| 1956-57 | N/A   | L, 72-52 |
| 1957-58 | N/A   | L, 84-79 |

## Auburn

Auburn leads 2-0

Away: 0-2

| Date     | H/A/N | Result   |
|----------|-------|----------|
| 12/7/87  | A     | L, 99-77 |
| 3/18/09* | A     | L, 87-82 |

## Augustana

Augustana leads 1-0

Home: 0-1

| Date     | H/A/N | Result   |
|----------|-------|----------|
| 12/21/81 | H     | L, 70-62 |

## Austin Peay

Austin Peay leads 66-26

Home: 16-26

Away: 9-37

Neutral: 1-3

| Date     | H/A/N | Result         |
|----------|-------|----------------|
| 1959-60  | A     | L, 75-50       |
| 1959-60  | H     | L, 78-75       |
| 12/5/60  | A     | W, 73-72       |
| 2/11/61  | H     | L, 95-86       |
| 1960-61* | N     | L, 82-75       |
| 1/22/62  | A     | L, 82-79       |
| 1/29/62  | H     | L, 80-76       |
| 1961-62* | N     | W, 74-65       |
| 1/31/63  | H     | W, 82-74       |
| 2/7/63   | A     | L, 74-57       |
| 12/2/63  | A     | L, 89-65       |
| 2/10/64  | H     | L, 82-68       |
| 12/9/64  | H     | W, 58-48       |
| 1/28/65  | A     | L, 70-69       |
| 1/13/66  | A     | L, 99-84       |
| 2/17/66  | H     | W, 107-86      |
| 1/4/67   | A     | L, 77-66       |
| 1/19/67  | H     | L, 74-71       |
| 12/5/68  | A     | L, 76-70       |
| 1/17/69  | H     | L, 68-64       |
| 12/4/68  | A     | L, 84-64       |
| 12/18/68 | H     | L, 95-73       |
| 12/3/69  | A     | L, 118-98      |
| 1/14/70  | H     | W, 89-87       |
| 12/5/70  | A     | L, 97-83       |
| 12/1/71  | A     | L, 89-76       |
| 2/3/72   | H     | W, 78-77       |
| 12/11/80 | A     | L, 86-75       |
| 12/20/86 | A     | W, 91-87       |
| 12/12/87 | H     | L, 65-63       |
| 2/18/92  | A     | L, 71-64       |
| 1/23/93  | A     | W, 74-71       |
| 2/13/93  | H     | L, 61-59       |
| 2/5/94   | H     | L, 79-64       |
| 2/16/94  | A     | L, 93-80       |
| 2/4/95   | A     | L, 74-59       |
| 2/16/95  | H     | W, 64-55       |
| 1/29/96  | A     | W, 91-83 (2OT) |
| 2/24/96  | H     | W, 67-64       |
| 1/13/97  | H     | L, 64-52       |
| 2/8/97   | A     | L, 92-75       |
| 1/24/98  | A     | L, 85-51       |
| 2/21/98  | H     | L, 65-41       |
| 1/21/99  | H     | W, 70-69       |
| 2/18/99  | A     | L, 77-63       |
| 12/11/99 | A     | L, 64-53       |

|          |   |               |
|----------|---|---------------|
| 2/8/00   | H | L, 81-58      |
| 1/15/01  | H | W, 76-74      |
| 2/22/01  | A | L, 90-74      |
| 1/10/02  | A | L, 71-65      |
| 1/31/02  | H | L, 69-68 (OT) |
| 2/26/02* | A | L, 72-69      |
| 1/9/03   | H | W, 66-64      |
| 1/27/03  | A | L, 64-56      |
| 2/12/04  | A | L, 79-55      |
| 2/10/05  | H | L, 67-63 (OT) |
| 1/2/06   | H | W, 84-75      |
| 1/19/06  | A | L, 96-88      |
| 1/2/07   | A | L, 74-61      |
| 1/18/07  | H | L, 75-60      |
| 1/3/08   | H | L, 90-85 (OT) |
| 1/17/08  | A | L, 86-71      |
| 3/7/08*  | N | L, 78-77      |
| 1/8/09   | H | L, 85-76      |
| 2/5/09   | A | W, 87-82 (OT) |
| 1/7/10   | A | L, 90-72      |
| 2/4/10   | H | L, 74-69      |
| 1/10/11  | H | L, 71-61      |
| 2/3/11   | A | L, 82-53      |
| 1/28/12  | A | L, 92-73      |
| 2/23/12  | H | L, 85-67      |
| 1/5/13   | H | W, 76-74 (OT) |
| 3/2/13   | A | L, 91-58      |
| 2/2/14   | A | L, 81-68      |
| 3/1/14   | H | L, 88-85      |
| 2/5/15   | A | W, 76-64      |
| 2/14/15  | H | W, 67-61      |
| 2/4/16   | H | W, 86-77      |
| 2/13/16  | A | W, 85-84 (OT) |
| 3/5/16*  | N | L, 83-73      |
| 1/26/17  | A | W, 85-79      |
| 2/23/17  | H | W, 76-72      |
| 1/4/18   | A | L, 75-69      |
| 2/1/18   | H | L, 59-57      |
| 1/12/19  | H | L, 72-70      |
| 2/23/19  | A | L, 92-78      |
| 1/4/20   | A | L, 82-63      |
| 1/18/20  | H | L, 92-81      |
| 2/8/21   | H | W, 76-75      |
| 2/11/21  | A | L, 71-50      |
| 12/30/21 | A | W, 65-62      |
| 1/20/22  | H | L, 72-57      |

## Austin Peay Frosh

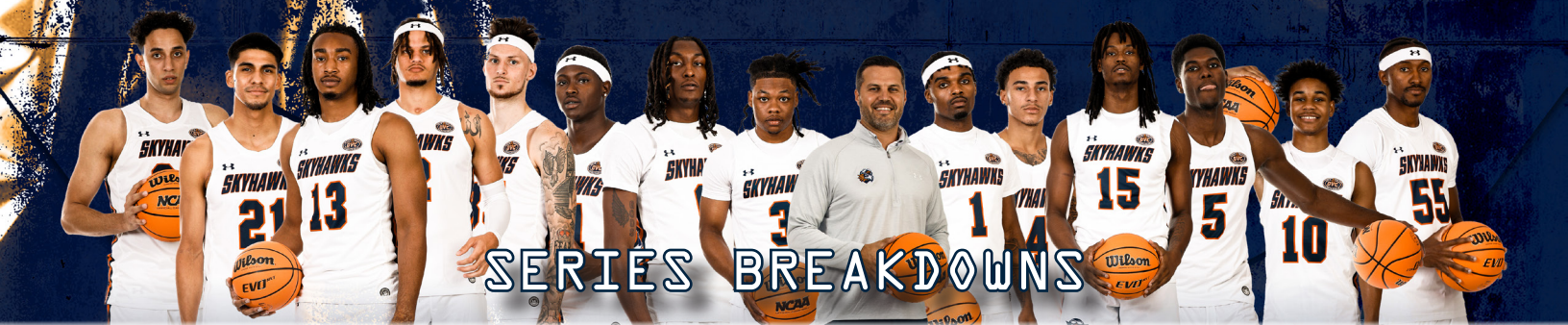
Series tied 1-1

| Date    | H/A/N | Result   |
|---------|-------|----------|
| 1952-53 | N/A   | W, 61-55 |
| 1952-53 | N/A   | L, 76-62 |

## Austin Peay Junior Varsity

UT Martin leads 2-0

| Date    | H/A/N | Result   |
|---------|-------|----------|
| 1953-54 | N/A   | W, 78-48 |
| 1953-54 | N/A   | W, 78-49 |



# SERIES BREAKDOWNS

## Ball State

Ball State leads 4-0  
Home: 0-1  
Away: 0-3

| Date    | H/A/N | Result        |
|---------|-------|---------------|
| 12/6/91 | A     | L, 88-41      |
| 2/20/10 | A     | L, 68-52      |
| 12/3/11 | H     | L, 71-48      |
| 3/20/16 | A     | L, 83-80 (OT) |

## Baylor

Baylor leads 1-0  
Neutral: 0-1

| Date     | H/A/N | Result   |
|----------|-------|----------|
| 12/18/19 | N     | L, 91-63 |

## Belmont

Belmont leads 24-20  
Home: 12-9  
Away: 5-14

| Date     | H/A/N | Result    |
|----------|-------|-----------|
| 1/14/54  | H     | W, 83-81  |
| 2/15/54  | A     | L, 67-60  |
| 1957-58  | N/A   | W, 82-75  |
| 1958-59  | N/A   | W, 83-61  |
| 1959-60  | N/A   | W, 72-67  |
| 1959-60  | N/A   | L, 62-60  |
| 1/28/61  | A     | L, 76-74  |
| 2/18/61  | H     | W, 87-86  |
| 1961-62  | A     | W, 84-64  |
| 1961-62  | H     | W, 68-57  |
| 1/21/63  | H     | W, 83-61  |
| 2/2/63   | A     | W, 99-81  |
| 1/18/64  | A     | L, 71-68  |
| 2/1/64   | H     | W, 81-74  |
| 1/9/65   | H     | L, 61-56  |
| 2/8/65   | A     | L, 86-72  |
| 1965-66  | A     | W, 68-63  |
| 1965-66  | H     | W, 86-66  |
| 12/15/66 | A     | W, 87-79  |
| 2/11/67  | H     | W, 78-60  |
| 1/27/68  | H     | W, 85-59  |
| 2/10/68  | A     | L, 68-62  |
| 1/24/69  | A     | W, 75-68  |
| 2/8/69   | H     | W, 102-71 |
| 1/24/70  | H     | W, 119-75 |
| 2/7/70   | A     | L, 79-77  |
| 1/16/71  | A     | L, 71-70  |
| 1/30/71  | H     | L, 84-80  |
| 2/15/71* | A     | L, 74-52  |
| 12/15/84 | H     | W, 105-64 |
| 12/10/87 | H     | W, 122-98 |
| 1/12/13  | A     | L, 90-53  |
| 1/11/14  | H     | L, 87-72  |
| 1/22/15  | A     | L, 72-67  |
| 1/21/16  | H     | L, 82-72  |
| 1/5/17   | A     | L, 83-67  |
| 12/30/17 | H     | L, 65-58  |
| 2/2/19   | A     | L, 82-67  |
| 2/28/19  | H     | L, 112-67 |
| 1/11/20  | H     | L, 85-78  |
| 1/2/21   | H     | L, 90-69  |
| 1/9/21   | A     | L, 89-69  |
| 1/8/22   | H     | L, 81-55  |
| 1/29/22  | A     | L, 87-58  |

## Berry

UT Martin leads 1-0  
Home: 1-0

| Date   | H/A/N | Result    |
|--------|-------|-----------|
| 1/7/02 | H     | W, 108-74 |

## Bethel

UT Martin leads 33-21  
Home: 23-7  
Away: 6-6  
Neutral: 0-1

| Date     | H/A/N | Result     |
|----------|-------|------------|
| 1951-52  | N/A   | L, 81-47   |
| 1951-52  | N/A   | L, 70-36   |
| 1952-53  | N/A   | L, 77-66   |
| 1952-53  | N/A   | W, 70-65   |
| 1953-54  | N/A   | L, 79-74   |
| 1953-54  | N/A   | W, 70-59   |
| 1955-56  | N/A   | L, 104-102 |
| 1955-56  | N/A   | W, 86-81   |
| 1958-59  | N/A   | L, 63-62   |
| 1958-59  | N/A   | L, 72-62   |
| 1958-59  | N/A   | W, 83-72   |
| 1961-62  | H     | W, 89-74   |
| 1961-62  | H     | L, 71-69   |
| 1/24/63  | H     | W, 80-70   |
| 2/4/63   | A     | W, 69-57   |
| 1/27/64  | H     | W, 70-54   |
| 2/13/64  | A     | W, 57-56   |
| 1/14/65  | H     | W, 80-76   |
| 1/26/65  | A     | W, 68-65   |
| 1965-66  | H     | W, 75-62   |
| 1965-66  | A     | W, 83-61   |
| 1/12/67  | A     | L, 55-53   |
| 2/9/67   | H     | W, 66-56   |
| 1/11/68  | A     | W, 76-75   |
| 2/8/68   | H     | L, 79-73   |
| 1/9/69   | H     | W, 80-68   |
| 2/6/69   | A     | L, 112-76  |
| 12/5/69  | N     | L, 94-88   |
| 1/10/70  | H     | W, 94-92   |
| 2/5/70   | A     | L, 76-69   |
| 1/9/71   | A     | L, 72-66   |
| 2/11/71  | H     | L, 97-77   |
| 1/27/72  | A     | L, 98-81   |
| 2/10/72  | H     | L, 88-84   |
| 12/16/72 | A     | L, 83-76   |
| 2/13/73  | H     | L, 79-73   |
| 2/10/75  | H     | L, 60-58   |
| 2/9/76   | A     | W, 79-69   |
| 11/23/81 | H     | L, 79-71   |
| 12/9/82  | H     | W, 108-90  |
| 11/21/83 | H     | W, 84-70   |
| 11/19/84 | H     | W, 111-75  |
| 12/2/85  | H     | W, 91-72   |
| 12/13/86 | H     | W, 101-76  |
| 11/30/98 | H     | W, 78-53   |
| 12/2/99  | H     | W, 59-47   |
| 11/20/00 | H     | W, 121-65  |
| 12/3/01  | H     | W, 81-57   |
| 12/14/02 | H     | W, 116-57  |
| 11/29/04 | H     | W, 87-46   |
| 12/13/11 | H     | W, 86-83   |
| 11/27/13 | H     | W, 95-82   |
| 12/15/20 | H     | W, 95-60   |

12/13/22 H W, 103-75

## Bethune-Cookman

UT Martin leads 2-1  
Home: 1-1  
Away: 1-0

| Date     | H/A/N | Result   |
|----------|-------|----------|
| 11/25/14 | A     | W, 74-56 |
| 11/16/15 | H     | L, 86-79 |
| 12/17/16 | H     | W, 97-72 |

## Birmingham Southern

Birmingham Southern leads 2-0  
Neutral: 0-2

| Date     | H/A/N | Result   |
|----------|-------|----------|
| 12/6/66  | N     | L, 80-74 |
| 12/29/04 | N     | L, 64-53 |

## Blackburn

UT Martin leads 2-0  
Home: 2-0

| Date    | H/A/N | Result    |
|---------|-------|-----------|
| 1/26/80 | H     | W, 78-63  |
| 1/4/83  | H     | W, 103-84 |

## Blue Mountain College

UT Martin leads 1-0  
Home: 1-0

| Date     | H/A/N | Result   |
|----------|-------|----------|
| 12/20/17 | H     | W, 84-76 |

## Boston University

Series tied 1-1  
Neutral: 1-1

| Date     | H/A/N | Result   |
|----------|-------|----------|
| 12/14/91 | N     | L, 67-64 |
| 11/27/19 | N     | W, 76-73 |

## Bowling Green

Series tied 1-1  
Away: 1-1

| Date     | H/A/N | Result   |
|----------|-------|----------|
| 12/30/18 | A     | L, 94-80 |
| 12/17/22 | A     | W, 75-67 |

## Boyce College

UT Martin leads 2-0  
Home: 2-0

| Date    | H/A/N | Result    |
|---------|-------|-----------|
| 1/2/16  | H     | W, 122-60 |
| 12/4/16 | H     | W, 108-64 |

## Bradley

Bradley leads 4-0  
Home: 0-1  
Away: 0-3

| Date     | H/A/N | Result   |
|----------|-------|----------|
| 12/1/73  | A     | L, 99-65 |
| 11/21/98 | A     | L, 68-47 |
| 2/19/11  | H     | L, 81-75 |
| 11/24/12 | A     | L, 80-57 |

## Brescia

UT Martin leads 3-0  
Home: 3-0

| Date     | H/A/N | Result    |
|----------|-------|-----------|
| 2/8/99   | H     | W, 67-64  |
| 12/18/08 | H     | W, 97-44  |
| 12/15/18 | H     | W, 108-79 |

## Butler

Butler leads 2-1  
Home: 1-0  
Away: 0-2

| Date     | H/A/N | Result   |
|----------|-------|----------|
| 1/3/00   | H     | W, 64-62 |
| 12/18/00 | A     | L, 77-48 |
| 12/22/14 | A     | L, 64-37 |

## Cal State Northridge

Cal State Northridge leads 1-0  
Away: 0-1

| Date     | H/A/N | Result   |
|----------|-------|----------|
| 12/21/77 | A     | L, 47-46 |

## Campbell

Campbell leads 1-0  
Away: 0-1

| Date    | H/A/N | Result   |
|---------|-------|----------|
| 3/20/17 | A     | L, 73-56 |

## Campbellsville

Campbellsville leads 1-0  
Home: 0-1

| Date     | H/A/N | Result   |
|----------|-------|----------|
| 12/18/89 | H     | L, 70-67 |

## Canisius

UT Martin leads 1-0  
Away: 1-0

| Date     | H/A/N | Result   |
|----------|-------|----------|
| 11/21/16 | A     | W, 72-69 |

## Carson-Newman

Series tied 1-1  
Neutral: 1-0

| Date     | H/A/N | Result   |
|----------|-------|----------|
| 1961-62* | N/A   | L, 63-42 |
| 2/19/70* | N     | W, 92-81 |

## Carver College

UT Martin leads 1-0  
Home: 1-0

| Date     | H/A/N | Result    |
|----------|-------|-----------|
| 11/24/21 | H     | W, 103-43 |

## Centenary

UT Martin leads 2-1  
Home: 2-0  
Away: 0-1

| Date     | H/A/N | Result   |
|----------|-------|----------|
| 11/25/00 | H     | W, 69-56 |
| 1/2/01   | A     | L, 78-66 |
| 11/15/10 | H     | W, 79-56 |

2023-24 SKYHAWK MEN'S BASKETBALL



# SERIES BREAKDOWNS

## Central Arkansas

Central Arkansas leads 4-3

Home: 1-3

Away: 2-1

| Date     | H/A/N | Result   |
|----------|-------|----------|
| 1965-66  | H     | W, 77-70 |
| 11/15/07 | H     | L, 78-75 |
| 12/31/08 | A     | W, 84-65 |
| 12/12/09 | H     | L, 81-71 |
| 12/8/10  | A     | W, 73-64 |
| 11/30/11 | H     | L, 75-68 |
| 12/5/12  | A     | L, 87-86 |

## Central Baptist

UT Martin leads 2-0

Home: 2-0

| Date     | H/A/N | Result    |
|----------|-------|-----------|
| 11/24/03 | H     | W, 105-78 |
| 11/13/07 | H     | W, 116-74 |

## Central Florida

Series tied 1-1

Home: 1-0

Away: 0-1

| Date     | H/A/N | Result   |
|----------|-------|----------|
| 12/15/02 | H     | W, 63-58 |
| 12/30/03 | A     | L, 80-68 |

## Central Methodist

UT Martin leads 2-0

Home: 2-0

| Date     | H/A/N | Result   |
|----------|-------|----------|
| 12/7/79  | H     | W, 72-71 |
| 11/28/83 | H     | W, 98-81 |

## Central Michigan

Central Michigan leads 2-1

Away: 1-1

Neutral: 0-1

| Date     | H/A/N | Result   |
|----------|-------|----------|
| 12/13/91 | N     | L, 97-70 |
| 3/16/16  | A     | W, 76-73 |
| 12/6/19  | A     | L, 84-75 |

## Central Missouri

UT Martin leads 1-0

Away: 1-0

| Date     | H/A/N | Result   |
|----------|-------|----------|
| 1981-82* | A     | W, 46-42 |

## Centre

UT Martin leads 1-0

Home: 1-0

| Date     | H/A/N | Result   |
|----------|-------|----------|
| 11/28/87 | H     | W, 95-62 |

## Champion Christian

UT Martin leads 2-0

Home: 2-0

| Date     | H/A/N | Result    |
|----------|-------|-----------|
| 11/20/14 | H     | W, 115-29 |
| 11/12/22 | H     | W, 124-65 |

## Chapman

Chapman leads 1-0

Away: 0-1

| Date     | H/A/N | Result   |
|----------|-------|----------|
| 12/16/77 | A     | L, 91-78 |

## Charleston (W. Va.)

UT Martin leads 1-0

Home: 1-0

| Date     | H/A/N | Result     |
|----------|-------|------------|
| 12/11/85 | H     | W, 110-103 |

## Chattanooga

Chattanooga leads 8-2

Home: 2-3

Away: 0-5

| Date     | H/A/N | Result    |
|----------|-------|-----------|
| 1/2/74   | A     | L, 88-83  |
| 1/30/74  | H     | L, 94-78  |
| 11/30/74 | A     | L, 108-98 |
| 1/18/75  | H     | L, 70-69  |
| 12/1/75  | A     | L, 95-69  |
| 1/31/76  | H     | W, 76-70  |
| 12/28/81 | H     | L, 48-42  |
| 1/3/83   | A     | L, 81-68  |
| 12/2/17  | A     | L, 66-63  |
| 12/18/18 | H     | W, 75-72  |

## Chicago State

UT Martin leads 1-0

Home: 1-0

| Date     | H/A/N | Result        |
|----------|-------|---------------|
| 12/11/22 | H     | W, 75-74 (OT) |

## Christian Brothers

Christian Brothers leads 20-19

Home: 11-10

Away: 3-8

Neutral: 0-1

| Date    | H/A/N | Result        |
|---------|-------|---------------|
| 1951-52 | N/A   | L, 47-43      |
| 1951-52 | N/A   | W, 77-60      |
| 1952-53 | N/A   | W, 60-55      |
| 1952-53 | N/A   | W, 48-47      |
| 1953-54 | N/A   | W, 50-49      |
| 1953-54 | N/A   | W, 69-64      |
| 1/20/55 | H     | W, 71-37      |
| 2/12/55 | A     | L, 60-57      |
| 1/22/59 | H     | L, 66-55      |
| 2/12/59 | A     | L, 58-50      |
| 12/2/59 | H     | L, 69-50      |
| 1/28/60 | A     | L, 71-48      |
| 1/4/65  | A     | W, 91-82      |
| 2/3/65  | A     | L, 84-74      |
| 1/15/66 | H     | L, 84-82 (OT) |
| 2/3/66  | H     | W, 75-63      |
| 1/14/67 | A     | L, 58-55      |
| 2/2/67  | H     | W, 77-70      |
| 1/6/68  | A     | L, 73-68      |
| 1/25/68 | H     | L, 73-70      |
| 1/4/69  | H     | W, 86-65      |
| 2/1/69  | A     | W, 81-77      |
| 1/7/70  | H     | W, 78-51      |
| 1/31/70 | H     | L, 67-66      |
| 1/6/71  | A     | L, 68-66      |

|          |   |          |
|----------|---|----------|
| 1/23/71  | H | L, 70-65 |
| 12/18/71 | N | L, 73-62 |
| 1/13/72  | H | L, 72-64 |
| 2/17/72  | H | W, 77-69 |
| 12/19/73 | H | W, 74-69 |
| 12/18/74 | A | L, 75-71 |
| 12/9/75  | A | W, 64-53 |
| 1/3/76   | H | W, 74-58 |
| 11/26/86 | H | W, 83-80 |
| 11/21/88 | H | L, 94-79 |
| 11/20/89 | H | W, 90-54 |
| 11/27/90 | H | L, 78-76 |
| 12/4/91  | H | L, 82-80 |
| 11/29/99 | H | W, 82-66 |

## Cincinnati

Cincinnati leads 3-0

Away: 0-3

| Date     | H/A/N | Result    |
|----------|-------|-----------|
| 12/10/94 | A     | L, 110-56 |
| 11/11/06 | A     | L, 67-49  |
| 11/11/12 | A     | L, 80-57  |

## Clarksville Naval

UT Martin leads 1-0

| Date    | H/A/N | Result   |
|---------|-------|----------|
| 1955-56 | N/A   | W, 75-61 |

## Cleveland State

UT Martin leads 1-0

Home: 1-0

| Date     | H/A/N | Result   |
|----------|-------|----------|
| 11/18/16 | H     | W, 85-74 |

## Colorado

Colorado leads 1-0

Away: 0-1

| Date     | H/A/N | Result   |
|----------|-------|----------|
| 11/10/13 | A     | L, 91-65 |

## Columbia College

UT Martin leads 1-0

Home: 1-0

| Date    | H/A/N | Result   |
|---------|-------|----------|
| 2/19/79 | H     | W, 77-60 |

## Concordia

UT Martin leads 1-0

Home: 1-0

| Date   | H/A/N | Result   |
|--------|-------|----------|
| 1/6/03 | H     | W, 98-68 |

## Covenant College

UT Martin leads 2-0

Home: 2-0

| Date     | H/A/N | Result    |
|----------|-------|-----------|
| 11/27/95 | H     | W, 88-65  |
| 11/19/07 | H     | W, 103-77 |

## Crowley's Ridge

UT Martin leads 2-0

Home: 2-0

| Date     | H/A/N | Result    |
|----------|-------|-----------|
| 1/1/15   | H     | W, 84-61  |
| 12/19/22 | H     | W, 120-59 |

## Cumberland

UT Martin leads 6-0

Home: 6-0

| Date     | H/A/N | Result    |
|----------|-------|-----------|
| 1/12/85  | H     | W, 69-55  |
| 12/8/86  | H     | W, 98-85  |
| 11/30/87 | H     | W, 118-62 |
| 11/24/96 | H     | W, 70-68  |
| 11/15/16 | H     | W, 95-64  |
| 11/6/18  | H     | W, 91-58  |

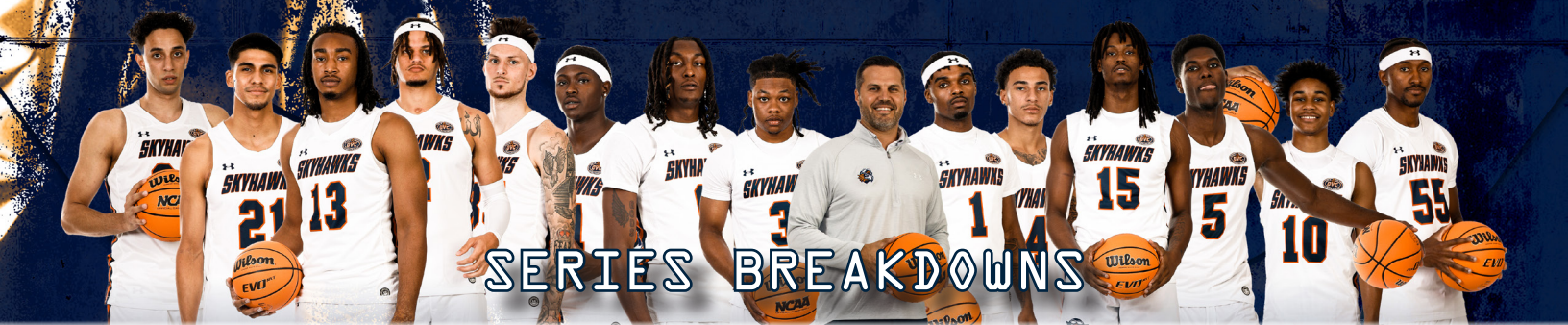
## Delta State

Delta State leads 37-25

Home: 17-11

Away: 6-25

| Date     | H/A/N | Result        |
|----------|-------|---------------|
| 12/4/56  | N/A   | W, 87-78      |
| 2/19/57  | N/A   | L, 78-65      |
| 12/6/57  | N/A   | W, 69-58      |
| 1/7/61   | A     | L, 73-50      |
| 2/10/62  | A     | L, 87-76      |
| 1/7/63   | H     | L, 70-60      |
| 1/25/64  | A     | W, 80-74      |
| 2/6/64   | H     | L, 80-76      |
| 1/23/65  | A     | L, 73-65      |
| 2/6/65   | H     | W, 85-71      |
| 1/22/66  | H     | W, 75-65      |
| 1/6/67   | A     | L, 82-61      |
| 1/7/67   | A     | L, 67-57      |
| 2/18/67  | A     | W, 87-77      |
| 12/14/67 | A     | L, 97-84      |
| 12/16/68 | A     | L, 78-73      |
| 2/15/69  | H     | W, 89-85      |
| 12/13/69 | H     | W, 89-66      |
| 2/14/70  | A     | L, 89-86      |
| 12/7/70  | H     | L, 94-80      |
| 2/27/71  | A     | L, 70-68      |
| 1/31/73  | A     | W, 78-69      |
| 2/19/73  | H     | L, 74-69      |
| 2/22/74  | A     | L, 77-76      |
| 2/24/75  | H     | L, 62-61      |
| 12/18/75 | A     | W, 85-74      |
| 11/27/76 | A     | W, 69-65      |
| 2/5/77   | H     | W, 91-68      |
| 1/9/78   | H     | W, 82-71      |
| 2/10/78  | A     | L, 64-62      |
| 1/8/79   | A     | L, 93-62      |
| 2/9/79   | H     | L, 83-70      |
| 1/7/80   | H     | W, 83-78      |
| 2/11/80  | A     | L, 84-60      |
| 2/14/81  | H     | W, 58-55      |
| 2/20/81  | A     | L, 78-69      |
| 2/23/81* | H     | L, 62-59 (OT) |
| 1/16/82  | A     | L, 15-14      |
| 2/6/82   | H     | W, 78-64      |
| 2/25/82* | H     | W, 48-36      |
| 1/22/83  | A     | L, 59-56      |
| 2/19/83  | H     | W, 48-36      |
| 3/1/83*  | H     | W, 17-11      |
| 1/21/84  | H     | W, 61-60      |
| 2/18/84  | A     | L, 73-65      |
| 2/28/84* | H     | W, 65-64      |
| 2/2/85   | H     | L, 63-58      |
| 2/4/85   | A     | L, 64-63      |
| 2/28/85* | A     | L, 71-60      |



# SERIES BREAKDOWNS

|          |   |          |
|----------|---|----------|
| 1/25/86  | H | L, 80-78 |
| 2/8/86   | A | L, 83-76 |
| 2/27/86* | A | L, 89-77 |
| 2/2/87   | H | L, 70-69 |
| 2/26/87* | A | L, 58-57 |
| 1/11/88  | A | W, 79-64 |
| 2/8/88   | H | W, 78-60 |
| 1/7/89   | H | W, 48-43 |
| 2/4/89   | A | L, 65-59 |
| 1/13/90  | A | L, 83-52 |
| 2/10/90  | H | W, 91-74 |
| 12/20/90 | A | L, 93-71 |
| 2/28/91  | H | L, 87-71 |

## Drake

Drake leads 1-0

Away: 0-1

| Date     | H/A/N | Result   |
|----------|-------|----------|
| 12/19/21 | A     | L, 80-54 |

## Duke

Duke leads 1-0

Away: 0-1

| Date     | H/A/N | Result   |
|----------|-------|----------|
| 11/20/04 | A     | L, 88-46 |

## Duquesne

UT Martin leads 1-0

Away: 1-0

| Date     | H/A/N | Result   |
|----------|-------|----------|
| 11/23/16 | A     | W, 66-63 |

## Eastern Illinois

Eastern Illinois leads 30-27

Home: 18-10

Away: 8-20

Neutral: 1-0

| Date    | H/A/N | Result        |
|---------|-------|---------------|
| 12/3/94 | A     | L, 75-52      |
| 2/2/95  | H     | L, 63-50      |
| 1/30/97 | A     | W, 71-68      |
| 2/13/97 | H     | W, 83-53      |
| 1/17/98 | H     | L, 70-65 (OT) |
| 2/14/98 | A     | L, 95-83      |
| 1/14/99 | A     | W, 83-75 (OT) |
| 2/11/99 | H     | W, 87-81      |
| 1/15/00 | H     | W, 74-65      |
| 2/12/00 | A     | L, 82-75      |
| 1/11/01 | A     | L, 80-68      |
| 2/8/01  | H     | W, 85-71      |
| 1/19/02 | H     | W, 81-79 (OT) |
| 2/16/02 | A     | W, 68-62      |
| 1/18/03 | A     | L, 68-60      |
| 2/15/03 | H     | L, 85-84      |
| 2/7/04  | A     | L, 83-79 (OT) |
| 2/26/04 | H     | W, 77-73      |
| 2/5/05  | H     | L, 96-91 (OT) |
| 2/24/05 | A     | L, 72-68      |
| 1/12/06 | A     | L, 80-70 (OT) |
| 2/11/06 | H     | W, 85-61      |
| 1/11/07 | H     | W, 67-43      |
| 2/10/07 | A     | L, 74-59      |
| 1/10/08 | A     | W, 69-63      |
| 2/9/08  | H     | W, 73-62      |
| 1/24/09 | H     | W, 65-51      |

|         |   |                |
|---------|---|----------------|
| 2/18/09 | A | W, 76-60       |
| 1/23/10 | A | L, 60-46       |
| 2/16/10 | H | L, 83-68       |
| 1/22/11 | H | W, 63-62       |
| 2/15/11 | A | W, 73-54       |
| 1/12/12 | A | L, 68-55       |
| 2/11/12 | H | L, 74-71       |
| 1/24/13 | A | L, 69-56       |
| 2/7/13  | H | L, 93-65       |
| 1/23/14 | H | W, 84-77       |
| 2/6/14  | A | L, 91-79       |
| 1/29/15 | H | W, 81-51       |
| 2/19/15 | A | W, 75-73 (OT)  |
| 1/28/16 | A | L, 82-74       |
| 2/18/16 | H | W, 87-84 (OT)  |
| 1/19/17 | H | W, 82-71 (2OT) |
| 2/9/17  | A | L, 81-71       |
| 1/18/18 | A | L, 80-60       |
| 2/17/18 | H | L, 64-57       |
| 1/3/19  | A | L, 92-87 (OT)  |
| 1/24/19 | H | L, 66-64       |
| 3/6/19* | N | W, 78-71       |
| 1/23/20 | A | L, 95-83       |
| 2/15/20 | H | W, 80-79 (OT)  |
| 1/28/21 | H | W, 51-41       |
| 2/27/21 | A | W, 73-68       |
| 1/27/22 | H | L, 58-53       |
| 2/12/22 | A | L, 82-70       |
| 1/21/23 | H | W, 91-78       |
| 2/9/23  | A | L, 77-75       |

## Eastern Kentucky

Eastern Kentucky leads 32-20

Home: 13-11

Away: 7-21

| Date     | H/A/N | Result          |
|----------|-------|-----------------|
| 2/1/92   | A     | L, 77-62        |
| 1/30/93  | A     | L, 64-58        |
| 2/27/93  | H     | L, 66-56        |
| 1/15/94  | H     | L, 70-54        |
| 2/21/94  | A     | L, 97-75        |
| 1/28/95  | A     | L, 92-78        |
| 2/18/95  | H     | W, 85-79        |
| 1/15/96  | H     | L, 60-59        |
| 2/10/96  | A     | L, 77-74        |
| 1/20/97  | A     | W, 70-55        |
| 2/15/97  | H     | W, 77-66        |
| 12/6/97  | H     | W, 67-64        |
| 2/3/98   | A     | L, 83-77        |
| 12/3/98  | A     | W, 74-63 (OT)   |
| 1/12/99  | H     | L, 64-60 (OT)   |
| 1/22/00  | A     | W, 82-74        |
| 2/19/00  | H     | W, 82-75        |
| 1/18/01  | H     | W, 71-60        |
| 2/15/01  | A     | L, 75-62        |
| 1/24/02  | A     | L, 108-100 (OT) |
| 2/23/02  | H     | W, 82-77        |
| 1/23/03  | H     | W, 85-75        |
| 2/22/03  | A     | W, 78-70        |
| 1/8/04   | A     | L, 72-68        |
| 1/31/04  | H     | W, 76-74        |
| 1/6/05   | H     | L, 71-67        |
| 1/29/05  | A     | L, 95-71        |
| 12/21/05 | A     | L, 75-61        |
| 1/30/06  | H     | W, 90-83        |

|          |   |                |
|----------|---|----------------|
| 12/20/06 | H | L, 82-69       |
| 1/29/07  | A | L, 94-57       |
| 12/19/07 | A | L, 70-51       |
| 1/29/08  | H | L, 74-60       |
| 12/6/08  | A | L, 78-75       |
| 2/26/09  | H | W, 74-55       |
| 12/5/09  | H | L, 85-74       |
| 2/25/10  | A | L, 84-60       |
| 12/4/10  | A | L, 77-69       |
| 2/24/11  | H | W, 78-70       |
| 1/19/12  | A | L, 86-78 (2OT) |
| 1/31/13  | H | W, 72-65       |
| 1/30/14  | A | L, 89-66       |
| 1/8/15   | H | L, 66-58       |
| 3/25/15  | A | W, 70-69       |
| 1/7/16   | A | W, 78-70       |
| 2/4/17   | H | W, 85-68       |
| 1/11/18  | H | L, 78-70       |
| 2/8/18   | A | W, 70-69       |
| 1/17/19  | A | L, 97-73       |
| 1/30/20  | A | L, 99-86       |
| 1/21/21  | A | L, 113-73      |
| 2/18/21  | H | L, 89-72       |

## Elon

UT Martin leads 2-0

Home: 1-0

Away: 1-0

| Date     | H/A/N | Result   |
|----------|-------|----------|
| 2/23/08  | A     | W, 81-77 |
| 11/22/08 | H     | W, 82-65 |

## ETSU

ETSU leads 2-0

Home: 0-1

Away: 0-1

| Date    | H/A/N | Result   |
|---------|-------|----------|
| 12/8/18 | A     | L, 80-62 |
| 11/9/19 | H     | L, 92-75 |

## Evansville

Evansville leads 11-2

Home: 1-4

Away: 1-7

| Date     | H/A/N | Result         |
|----------|-------|----------------|
| 1/26/94  | H     | L, 87-69       |
| 3/2/94   | A     | L, 75-56       |
| 12/31/94 | A     | L, 83-41       |
| 12/1/96  | H     | L, 62-58       |
| 12/31/97 | A     | L, 78-64       |
| 11/18/98 | H     | L, 83-70       |
| 12/16/99 | A     | L, 87-51       |
| 12/1/04  | A     | L, 81-74       |
| 2/18/06  | A     | W, 69-62       |
| 11/29/06 | H     | L, 75-57       |
| 12/19/09 | A     | L, 84-63       |
| 3/31/15  | A     | L, 79-66       |
| 12/2/20  | H     | W, 93-87 (2OT) |

## FIU

Series tied 1-1

Away: 1-0

Neutral: 0-1

| Date     | H/A/N | Result        |
|----------|-------|---------------|
| 12/27/08 | A     | W, 77-76 (OT) |
| 11/21/15 | N     | L, 69-62      |

## Florida Atlantic

UT Martin leads 2-1

Home: 1-0

Away: 1-1

| Date     | H/A/N | Result   |
|----------|-------|----------|
| 12/29/15 | A     | W, 57-48 |
| 11/29/16 | H     | W, 82-81 |
| 11/19/21 | A     | L, 75-67 |

## Florida State

Florida State leads 3-0

Away: 0-3

| Date     | H/A/N | Result   |
|----------|-------|----------|
| 12/18/84 | A     | L, 90-73 |
| 12/22/09 | A     | L, 95-68 |
| 11/17/13 | A     | L, 89-61 |

## Fontbonne

UT Martin leads 1-0

Home: 1-0

| Date     | H/A/N | Result   |
|----------|-------|----------|
| 11/14/12 | H     | W, 84-58 |

## Fordham

UT Martin leads 1-0

Neutral: 1-0

| Date     | H/A/N | Result   |
|----------|-------|----------|
| 12/28/08 | N     | W, 82-70 |

## Fort Campbell

UT Martin leads 3-0

Home: 3-0

| Date     | H/A/N | Result   |
|----------|-------|----------|
| 11/29/75 | H     | W, 97-51 |
| 12/1/77  | H     | W, 90-68 |
| 1/18/79  | H     | W, 75-65 |

## Freed-Hardeman

UT Martin leads 22-4

Home: 8-0

Away: 2-0

| Date    | H/A/N | Result   |
|---------|-------|----------|
| 1951-52 | N/A   | W, 65-58 |
| 1951-52 | N/A   | W, 70-64 |
| 1952-53 | N/A   | L, 53-49 |
| 1952-53 | N/A   | W, 71-67 |
| 1953-54 | N/A   | W, 70-64 |
| 1953-54 | N/A   | W, 91-74 |
| 1954-55 | N/A   | W, 64-52 |
| 1954-55 | N/A   | W, 72-52 |
| 1955-56 | N/A   | W, 72-66 |
| 1955-56 | N/A   | W, 82-78 |
| 1956-57 | N/A   | L, 75-71 |
| 1956-57 | N/A   | W, 92-90 |
| 1958-59 | N/A   | W, 58-38 |
| 1958-59 | N/A   | L, 77-60 |
| 1959-60 | N/A   | W, 90-81 |

2023-24 SKYHAWK MEN'S BASKETBALL



# SERIES BREAKDOWNS

|          |     |           |
|----------|-----|-----------|
| 1959-60  | N/A | L, 71-69  |
| 12/1/60  | H   | W, 100-63 |
| 12/8/60  | A   | W, 82-64  |
| 1961-62  | H   | W, 96-75  |
| 1961-62  | A   | W, 85-67  |
| 1/29/76  | H   | W, 99-80  |
| 12/29/81 | H   | W, 86-69  |
| 12/4/82  | H   | W, 85-71  |
| 12/8/83  | H   | W, 87-69  |
| 11/24/84 | H   | W, 80-63  |
| 12/5/06  | H   | W, 70-58  |

### Fresno State

Fresno State leads 1-0

Away: 0-1

| Date     | H/A/N | Result   |
|----------|-------|----------|
| 12/22/18 | A     | L, 93-53 |

### Gardner-Webb

Gardner-Webb leads 1-0

Neutral: 0-1

| Date     | H/A/N | Result   |
|----------|-------|----------|
| 11/26/19 | N     | L, 81-64 |

### Georgia State

Georgia State leads 2-1

Home: 1-0

Away: 0-2

| Date     | H/A/N | Result   |
|----------|-------|----------|
| 12/14/92 | A     | L, 58-54 |
| 12/13/93 | A     | L, 95-68 |
| 12/7/95  | H     | W, 90-68 |

### Grace (Ind.)

UT Martin leads 1-0

Home: 1-0

| Date     | H/A/N | Result    |
|----------|-------|-----------|
| 11/27/85 | H     | W, 102-58 |

### Grambling

UT Martin leads 1-0

Neutral: 1-0

| Date    | H/A/N | Result   |
|---------|-------|----------|
| 12/7/91 | N     | W, 87-80 |

### Grand Valley State

Grand Valley leads 1-0

Neutral: 0-1

| Date     | H/A/N | Result   |
|----------|-------|----------|
| 11/24/85 | N     | L, 79-76 |

### Harding Academy

Series tied 1-1

Home: 1-0

Away: 0-1

| Date     | H/A/N | Result   |
|----------|-------|----------|
| 11/24/60 | A     | L, 68-67 |
| 11/28/60 | H     | W, 95-71 |

### Harding College

UT Martin leads 1-0

Away: 1-0

| Date     | H/A/N | Result   |
|----------|-------|----------|
| 12/30/64 | A     | W, 71-70 |

### Harris-Stowe

UT Martin leads 3-0

Home: 3-0

| Date     | H/A/N | Result   |
|----------|-------|----------|
| 11/20/09 | H     | W, 79-67 |
| 11/25/15 | H     | W, 83-57 |
| 11/15/22 | H     | W, 96-53 |

### Hawai'i

Hawai'i leads 2-0

Away: 0-2

| Date     | H/A/N | Result   |
|----------|-------|----------|
| 11/19/99 | A     | L, 84-68 |
| 12/28/06 | A     | L, 66-53 |

### Henderson State

Henderson State leads 1-0

Home: 0-1

| Date     | H/A/N | Result   |
|----------|-------|----------|
| 11/30/88 | H     | L, 84-80 |

### Hendrix College

Hendrix College leads 1-0

Away: 0-1

| Date     | H/A/N | Result   |
|----------|-------|----------|
| 12/28/64 | A     | L, 87-81 |

### High Point

UT Martin leads 1-0

Neutral: 1-0

| Date     | H/A/N | Result   |
|----------|-------|----------|
| 11/10/06 | N     | W, 64-61 |

### Houston Christian

UT Martin leads 1-0

Neutral: 1-0

| Date     | H/A/N | Result   |
|----------|-------|----------|
| 12/12/92 | N     | W, 82-74 |

### Howard

Howard leads 1-0

Neutral: 0-1

| Date     | H/A/N | Result   |
|----------|-------|----------|
| 11/12/06 | N     | L, 86-81 |

### Idaho State

Idaho State leads 2-0

Neutral: 0-2

| Date     | H/A/N | Result   |
|----------|-------|----------|
| 12/2/95  | N     | L, 89-72 |
| 12/13/97 | N     | L, 63-50 |

### Illinois

Illinois leads 3-0

Away: 0-3

| Date     | H/A/N | Result   |
|----------|-------|----------|
| 11/23/98 | A     | L, 71-35 |
| 12/30/05 | A     | L, 84-46 |
| 11/12/17 | A     | L, 77-74 |

### Illinois-Chicago

UT Martin leads 1-0

Away: 1-0

| Date     | H/A/N | Result        |
|----------|-------|---------------|
| 12/15/14 | A     | W, 81-78 (OT) |

### Illinois State

Illinois State leads 5-0

Away: 0-5

| Date     | H/A/N | Result   |
|----------|-------|----------|
| 11/26/83 | A     | L, 68-56 |
| 12/9/00  | A     | L, 77-60 |
| 11/27/04 | A     | L, 80-51 |
| 12/17/14 | A     | L, 64-54 |
| 12/10/16 | A     | L, 74-57 |

### Indiana State

Indiana State leads 1-0

Away: 0-1

| Date     | H/A/N | Result   |
|----------|-------|----------|
| 12/22/03 | A     | L, 87-60 |

### Iowa State

Iowa State leads 1-0

Away: 0-1

| Date    | H/A/N | Result   |
|---------|-------|----------|
| 12/5/96 | A     | L, 57-36 |

### IUPUI

UT Martin leads 2-0

Home: 1-0

Away: 1-0

| Date     | H/A/N | Result   |
|----------|-------|----------|
| 1/14/78  | H     | W, 63-49 |
| 11/25/78 | A     | W, 94-81 |

### Jackson Independent

UT Martin leads 1-0

| Date    | H/A/N | Result   |
|---------|-------|----------|
| 1957-58 | N/A   | W, 92-39 |

### Jackson State

Jackson State leads 2-0

Home: 0-1

Neutral: 0-1

| Date     | H/A/N | Result   |
|----------|-------|----------|
| 11/21/99 | N     | L, 63-48 |
| 11/22/13 | H     | L, 68-64 |

### Jacksonville State

Jacksonville State leads 46-24

Home: 16-18

Away: 8-26

Neutral: 0-2

| Date    | H/A/N | Result    |
|---------|-------|-----------|
| 1/15/72 | A     | L, 85-79  |
| 1/29/72 | H     | W, 99-79  |
| 1/19/73 | A     | L, 84-71  |
| 2/9/73  | H     | W, 81-71  |
| 1/12/74 | A     | L, 78-67  |
| 2/16/74 | H     | L, 77-71  |
| 1/11/75 | H     | W, 67-65  |
| 2/17/75 | A     | L, 99-75  |
| 1/19/76 | A     | L, 61-53  |
| 2/21/76 | H     | L, 76-74  |
| 1/22/77 | A     | L, 100-94 |
| 2/26/77 | H     | W, 97-79  |
| 1/20/78 | H     | W, 71-62  |
| 2/24/78 | A     | L, 75-74  |
| 1/22/79 | A     | L, 88-85  |
| 2/23/79 | H     | L, 71-58  |

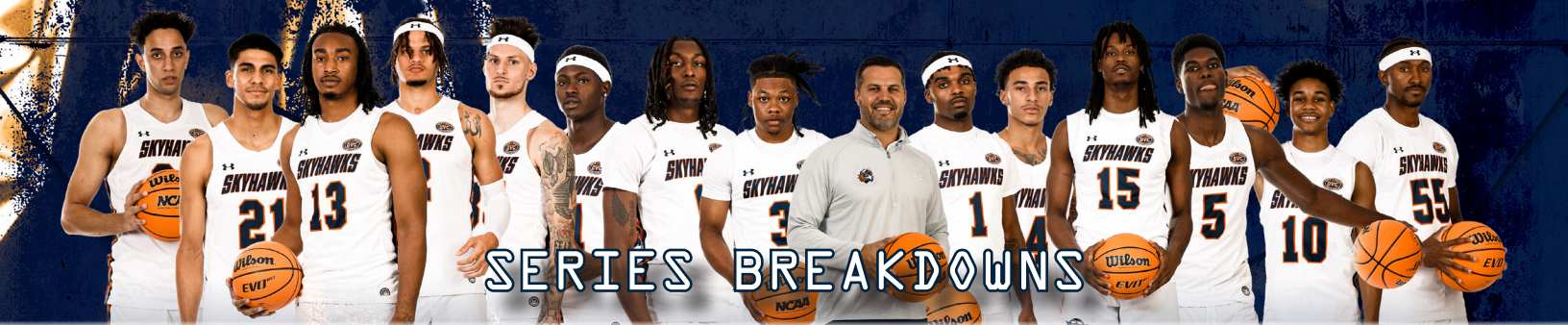
|          |   |           |
|----------|---|-----------|
| 1/21/80  | H | L, 75-73  |
| 2/22/80  | A | L, 95-78  |
| 1/30/81  | A | L, 48-35  |
| 2/7/81   | H | W, 47-46  |
| 1/25/82  | H | W, 68-62  |
| 2/15/82  | A | W, 69-64  |
| 1/10/83  | A | L, 71-59  |
| 2/7/83   | H | W, 84-78  |
| 1/9/84   | H | W, 66-63  |
| 2/6/84   | A | L, 90-66  |
| 3/9/84*  | A | L, 97-82  |
| 1/7/85   | A | L, 98-70  |
| 2/16/85  | H | L, 92-82  |
| 1/11/86  | H | L, 94-92  |
| 1/20/86  | A | L, 98-89  |
| 2/7/87   | A | W, 66-61  |
| 2/16/87  | H | L, 84-62  |
| 1/4/88   | H | W, 82-78  |
| 2/1/88   | A | L, 85-69  |
| 12/10/88 | A | L, 92-74  |
| 1/28/89  | H | L, 106-77 |
| 1/6/90   | H | L, 77-55  |
| 2/3/90   | A | L, 95-86  |
| 1/26/91  | H | L, 75-65  |
| 2/23/91  | A | L, 118-87 |
| 1/15/04  | H | L, 96-85  |
| 1/13/05  | A | W, 75-71  |
| 12/10/05 | H | L, 93-84  |
| 1/28/06  | A | L, 85-80  |
| 12/9/06  | A | W, 70-69  |
| 1/27/07  | H | W, 83-60  |
| 12/8/07  | H | W, 90-81  |
| 1/26/08  | A | W, 81-70  |
| 1/17/09  | A | W, 92-73  |
| 2/12/09  | H | W, 99-74  |
| 1/16/10  | H | L, 73-63  |
| 2/11/10  | A | L, 80-68  |
| 1/15/11  | A | W, 63-60  |
| 2/10/11  | H | W, 68-55  |
| 2/2/12   | H | L, 85-74  |
| 2/25/12  | A | L, 77-46  |
| 12/31/12 | H | L, 64-54  |
| 12/30/13 | A | L, 70-65  |
| 1/17/15  | H | W, 55-52  |
| 1/16/16  | A | L, 82-60  |
| 12/29/16 | H | L, 90-72  |
| 3/4/17*  | N | L, 66-55  |
| 1/25/18  | A | W, 67-63  |
| 2/7/19   | H | W, 66-64  |
| 3/7/19*  | N | L, 88-81  |
| 2/8/20   | H | L, 75-61  |
| 2/22/20  | A | L, 72-58  |
| 12/30/20 | A | L, 80-70  |
| 2/4/21   | H | L, 82-70  |

### James Madison

UT Martin leads 1-0

Away: 1-0

| Date     | H/A/N | Result   |
|----------|-------|----------|
| 11/22/15 | A     | W, 78-75 |



# SERIES BREAKDOWNS

## Kansas

Kansas leads 2-0

Away: 0-2

| Date     | H/A/N | Result    |
|----------|-------|-----------|
| 11/29/86 | A     | L, 88-69  |
| 12/4/89  | A     | L, 103-48 |

## Kansas City

Kansas City leads 3-1

Home: 0-2

Away: 1-1

| Date     | H/A/N | Result   |
|----------|-------|----------|
| 11/20/13 | H     | L, 79-67 |
| 12/1/15  | A     | L, 74-70 |
| 12/20/16 | A     | W, 77-66 |
| 11/26/17 | H     | L, 65-55 |

## Kennesaw State

UT Martin leads 2-0

Home: 1-0

Away: 1-0

| Date    | H/A/N | Result        |
|---------|-------|---------------|
| 2/14/12 | A     | W, 76-75 (OT) |
| 12/1/12 | H     | W, 65-63      |

## Kennett

UT Martin leads 1-0

| Date    | H/A/N | Result   |
|---------|-------|----------|
| 1955-56 | N/A   | W, 72-69 |

## Kentucky

Kentucky leads 2-0

Away: 0-2

| Date     | H/A/N | Result    |
|----------|-------|-----------|
| 11/26/94 | A     | L, 124-50 |
| 11/25/16 | A     | L, 111-76 |

## Kentucky State

Kentucky State leads 1-0

Neutral: 0-1

| Date     | H/A/N | Result   |
|----------|-------|----------|
| 12/20/79 | N     | L, 75-58 |

## Kentucky-Tennessee All-Stars

UT Martin leads 1-0

| Date    | H/A/N | Result   |
|---------|-------|----------|
| 1959-60 | N/A   | W, 88-74 |

## Kentucky Wesleyan

Kentucky Wesleyan leads 7-1

Home: 1-3

Away: 0-4

| Date     | H/A/N | Result    |
|----------|-------|-----------|
| 1/8/68   | A     | L, 79-65  |
| 3/2/68   | H     | L, 97-86  |
| 1/30/79  | H     | W, 89-84  |
| 1/3/80   | A     | L, 75-58  |
| 2/1/82   | A     | L, 55-53  |
| 12/6/83  | H     | L, 102-66 |
| 12/13/89 | A     | L, 101-73 |
| 12/2/91  | H     | L, 72-57  |

## King College

UT Martin leads 2-0

Away: 2-0

| Date     | H/A/N | Result   |
|----------|-------|----------|
| 2/17/65* | A     | W, 84-70 |
| 2/21/68  | A     | W, 86-64 |

## LaGrange

UT Martin leads 1-0

Neutral: 1-0

| Date    | H/A/N | Result   |
|---------|-------|----------|
| 12/6/69 | N     | W, 76-66 |

## Lamar

Lamar leads 1-0

Home: 0-1

| Date     | H/A/N | Result   |
|----------|-------|----------|
| 11/22/11 | H     | L, 80-69 |

## Lambuth

UT Martin leads 34-12

Home: 16-2

Away: 9-4

| Date     | H/A/N | Result    |
|----------|-------|-----------|
| 1951-52  | N/A   | L, 100-53 |
| 1951-52  | N/A   | L, 98-48  |
| 1952-53  | N/A   | L, 72-55  |
| 1952-53  | N/A   | L, 66-60  |
| 1953-54  | N/A   | L, 74-67  |
| 1953-54  | N/A   | W, 87-75  |
| 1954-55  | N/A   | W, 89-86  |
| 1954-55  | N/A   | W, 86-56  |
| 1955-56  | N/A   | W, 87-74  |
| 1955-56  | N/A   | W, 70-66  |
| 1956-57  | N/A   | W, 87-69  |
| 1956-57  | N/A   | W, 68-66  |
| 1958-59  | N/A   | W, 65-64  |
| 1959-60  | N/A   | L, 52-51  |
| 1959-60  | N/A   | W, 68-57  |
| 1/23/61  | H     | W, 87-70  |
| 2/14/61  | A     | W, 92-73  |
| 1961-62  | A     | L, 74-73  |
| 1961-62  | H     | W, 90-75  |
| 12/6/62  | H     | W, 85-83  |
| 1/17/63  | A     | L, 65-64  |
| 12/7/63  | H     | W, 89-66  |
| 1/30/64  | A     | W, 70-63  |
| 12/7/64  | H     | W, 72-58  |
| 12/9/64  | A     | L, 69-66  |
| 1965-66  | A     | W, 64-53  |
| 12/8/71  | A     | L, 97-89  |
| 1/22/72  | H     | W, 84-75  |
| 12/6/72  | A     | W, 66-60  |
| 1/4/73   | H     | W, 89-88  |
| 12/8/73  | H     | W, 88-75  |
| 12/4/74  | A     | W, 89-80  |
| 12/3/75  | A     | W, 87-80  |
| 1/8/76   | H     | W, 76-61  |
| 12/13/76 | A     | W, 78-67  |
| 2/17/77  | H     | W, 73-61  |
| 12/12/77 | A     | W, 72-69  |
| 2/20/78  | H     | W, 85-77  |
| 11/28/81 | A     | W, 86-84  |
| 11/22/82 | H     | W, 124-83 |
| 12/2/83  | H     | W, 110-81 |

|          |   |           |
|----------|---|-----------|
| 12/11/86 | H | W, 84-60  |
| 11/23/88 | H | L, 102-95 |
| 11/22/89 | H | W, 103-67 |
| 12/6/90  | H | L, 86-82  |
| 1/13/92  | H | W, 91-63  |

## Lane

UT Martin leads 6-0

Home: 6-0

| Date     | H/A/N | Result    |
|----------|-------|-----------|
| 12/14/81 | H     | W, 96-81  |
| 12/2/82  | H     | W, 97-77  |
| 1/30/84  | H     | W, 105-72 |
| 12/3/84  | H     | W, 116-64 |
| 12/25/87 | H     | W, 110-59 |
| 1/10/91  | H     | W, 92-66  |

## Lemoyne-Owen

Series tied 3-3

Home: 2-1

Away: 0-2

Neutral: 1-0

| Date     | H/A/N | Result    |
|----------|-------|-----------|
| 12/20/69 | A     | L, 81-68  |
| 1/26/70  | H     | W, 101-72 |
| 2/21/70* | N     | W, 80-55  |
| 1/14/71  | H     | L, 103-90 |
| 1/26/71  | A     | L, 75-66  |
| 12/21/85 | H     | W, 85-81  |

## Lincoln Memorial

UT Martin leads 7-0

Home: 2-0

Away: 3-0

Neutral: 2-0

| Date     | H/A/N | Result   |
|----------|-------|----------|
| 2/22/61* | N     | W, 79-76 |
| 2/21/62* | N     | W, 77-59 |
| 2/24/66* | A     | W, 71-64 |
| 12/2/72  | A     | W, 75-59 |
| 12/14/87 | H     | W, 82-63 |
| 1/11/92  | H     | W, 68-59 |
| 2/15/92  | A     | W, 58-52 |

## Lindenwood

UT Martin leads 2-1

Home: 2-0

Away: 0-1

| Date     | H/A/N | Result    |
|----------|-------|-----------|
| 11/29/80 | H     | W, 107-46 |
| 1/26/23  | H     | W, 66-59  |
| 2/4/23   | A     | L, 80-75  |

## Lindsey Wilson

Lindsey Wilson leads 1-0

Home: 0-1

| Date    | H/A/N | Result   |
|---------|-------|----------|
| 1/25/92 | H     | L, 87-67 |

## Lipscomb

Lipscomb leads 13-12

Home: 6-4

Away: 4-6

| Date     | H/A/N | Result        |
|----------|-------|---------------|
| 1958-59  | N/A   | W, 71-70      |
| 1958-59  | N/A   | L, 70-59      |
| 1958-59  | N/A   | L, 63-61      |
| 1959-60  | N/A   | L, 58-54      |
| 1959-60  | N/A   | W, 71-68      |
| 1/14/61  | H     | W, 62-57      |
| 2/4/61   | A     | L, 82-65      |
| 1961-62  | H     | W, 62-61      |
| 1961-62  | A     | L, 58-56      |
| 1/12/63  | A     | L, 70-64      |
| 2/14/63  | H     | L, 70-60      |
| 1/11/64  | H     | W, 68-61      |
| 2/15/64  | A     | W, 65-59      |
| 1/2/65   | A     | W, 59-56      |
| 1/16/65  | H     | W, 71-64      |
| 12/19/67 | H     | L, 77-67      |
| 1/13/69  | A     | L, 82-67      |
| 1/24/74  | A     | W, 85-78      |
| 1/25/75  | H     | W, 68-66      |
| 11/19/01 | H     | W, 86-79      |
| 12/7/02  | A     | W, 99-90 (OT) |
| 11/27/10 | H     | L, 90-71      |
| 12/6/11  | A     | L, 70-55      |
| 12/8/12  | A     | L, 86-62      |
| 11/25/13 | H     | L, 95-84      |

## Little Rock

Little Rock leads 5-1

Home: 1-1

Away: 0-4

| Date     | H/A/N | Result   |
|----------|-------|----------|
| 12/16/92 | A     | L, 88-58 |
| 2/20/93  | H     | L, 81-67 |
| 11/25/06 | A     | L, 58-56 |
| 11/9/12  | A     | L, 84-68 |
| 12/29/22 | A     | L, 88-74 |
| 2/11/23  | H     | W, 84-61 |

## Longwood

UT Martin leads 2-0

Home: 1-0

Away: 1-0

| Date    | H/A/N | Result   |
|---------|-------|----------|
| 2/23/13 | H     | W, 89-79 |
| 12/6/14 | A     | W, 77-67 |

## LSU

LSU leads 5-0

Away: 0-5

| Date     | H/A/N | Result    |
|----------|-------|-----------|
| 12/20/88 | A     | L, 128-89 |
| 12/16/95 | A     | L, 93-74  |
| 12/14/99 | A     | L, 73-45  |
| 11/18/10 | A     | L, 79-56  |
| 11/29/17 | A     | L, 84-60  |

2023-24 SKYHAWK MEN'S BASKETBALL



# SERIES BREAKDOWNS

## Louisville

Louisville leads 2-0  
Away: 0-2

| Date     | H/A/N | Result   |
|----------|-------|----------|
| 11/19/05 | A     | L, 78-61 |
| 11/11/11 | A     | L, 83-48 |

## Lyon College

UT Martin leads 16-6  
Home: 14-1  
Away: 1-5

| Date     | H/A/N | Result   |
|----------|-------|----------|
| 1959-60  | N/A   | W, 74-72 |
| 11/18/60 | H     | W, 86-69 |
| 11/24/60 | A     | W, 95-73 |
| 1961-62  | A     | L, 90-72 |
| 1961-62  | H     | W, 92-80 |
| 12/20/62 | H     | W, 83-80 |
| 12/21/62 | H     | W, 85-62 |
| 12/28/62 | A     | L, 62-44 |
| 12/20/63 | H     | W, 75-71 |
| 12/31/63 | A     | L, 74-66 |
| 1965-66  | A     | L, 74-56 |
| 1965-66  | A     | L, 77-74 |
| 12/19/66 | H     | W, 60-58 |
| 12/20/66 | H     | W, 95-63 |
| 1/30/68  | H     | L, 67-58 |
| 11/30/82 | H     | W, 76-74 |
| 11/29/93 | H     | W, 72-67 |
| 12/4/95  | H     | W, 83-65 |
| 12/3/96  | H     | W, 87-68 |
| 12/1/97  | H     | W, 84-56 |
| 11/6/98  | H     | W, 74-56 |
| 11/20/12 | H     | W, 92-58 |

## MacMurray

UT Martin leads 1-0  
Home: 1-0

| Date     | H/A/N | Result   |
|----------|-------|----------|
| 11/12/10 | H     | W, 70-49 |

## Maine

UT Martin leads 1-0  
Neutral: 1-0

| Date    | H/A/N | Result   |
|---------|-------|----------|
| 11/6/07 | N     | W, 66-62 |

## Marquette

Marquette leads 1-0  
Away: 0-1

| Date     | H/A/N | Result   |
|----------|-------|----------|
| 11/14/14 | A     | L, 79-63 |

## Marshall

Marshall leads 2-0  
Away: 0-1  
Neutral: 0-1

| Date     | H/A/N | Result         |
|----------|-------|----------------|
| 12/9/94  | N     | L, 92-84       |
| 11/10/17 | A     | L, 102-91 (OT) |

## Maryland-Eastern Shore

Maryland-Eastern Shore leads 1-0  
Home: 0-1

| Date     | H/A/N | Result   |
|----------|-------|----------|
| 12/30/14 | H     | L, 63-60 |

## Maryville

UT Martin leads 2-0  
Home: 2-0

| Date     | H/A/N | Result    |
|----------|-------|-----------|
| 12/20/80 | H     | W, 105-78 |
| 11/14/08 | H     | W, 121-56 |

## McNeese

UT Martin leads 1-0  
Home: 1-0

| Date     | H/A/N | Result   |
|----------|-------|----------|
| 11/28/22 | H     | W, 86-83 |

## Memphis

Memphis leads 6-0  
Away: 0-6

| Date     | H/A/N | Result    |
|----------|-------|-----------|
| 11/29/00 | A     | L, 81-49  |
| 12/28/01 | A     | L, 88-58  |
| 12/3/03  | A     | L, 84-64  |
| 11/5/07  | A     | L, 102-71 |
| 11/23/10 | A     | L, 102-80 |
| 11/29/12 | A     | L, 93-65  |

## Memphis Navy

UT Martin leads 2-1

| Date    | H/A/N | Result   |
|---------|-------|----------|
| 1953-54 | N/A   | W, 83-75 |
| 1954-55 | N/A   | L, 82-69 |
| 1954-55 | N/A   | W, 85-64 |

## Mercer

Mercer leads 1-0  
Away: 0-1

| Date     | H/A/N | Result   |
|----------|-------|----------|
| 11/16/18 | A     | L, 77-60 |

## Miami

Miami leads 1-0  
Away: 0-1

| Date     | H/A/N | Result   |
|----------|-------|----------|
| 12/29/00 | A     | L, 70-54 |

## Miami-Hamilton

UT Martin leads 1-0  
Home: 1-0

| Date     | H/A/N | Result   |
|----------|-------|----------|
| 11/13/21 | H     | W, 94-66 |

## Middle Tennessee

Middle Tennessee leads 26-9  
Home: 6-9  
Away: 3-17

| Date     | H/A/N | Result        |
|----------|-------|---------------|
| 12/3/64  | H     | L, 94-89 (OT) |
| 12/2/65  | A     | L, 59-57      |
| 12/1/66  | A     | L, 108-94     |
| 12/10/66 | H     | W, 94-78      |
| 12/9/67  | H     | L, 88-69      |

|          |   |               |
|----------|---|---------------|
| 2/1/68   | A | L, 100-83     |
| 12/7/68  | H | L, 103-89     |
| 12/30/69 | A | L, 83-78      |
| 2/25/71  | A | L, 66-59      |
| 3/4/71   | H | L, 74-72      |
| 12/4/71  | H | W, 66-65      |
| 1/20/72  | A | L, 77-57      |
| 1/15/92  | A | L, 94-55      |
| 1/18/93  | H | W, 71-67      |
| 2/8/93   | A | L, 70-67      |
| 1/3/94   | H | W, 70-64 (OT) |
| 1/31/94  | A | L, 66-60      |
| 1/3/95   | A | W, 66-64      |
| 1/30/95  | H | L, 76-69      |
| 1/27/96  | A | L, 81-68      |
| 2/26/96  | H | W, 91-83      |
| 1/27/97  | H | W, 61-59      |
| 2/22/97  | A | L, 96-71      |
| 1/5/98   | A | L, 66-46      |
| 1/31/98  | H | L, 78-54      |
| 1/2/99   | H | L, 56-50      |
| 1/28/99  | A | L, 80-78 (OT) |
| 1/29/00  | H | L, 71-63      |
| 2/26/00  | A | L, 96-78      |
| 12/6/01  | A | W, 76-71      |
| 11/27/02 | A | L, 87-77      |
| 12/15/08 | A | W, 72-65      |
| 12/10/11 | A | L, 78-62      |
| 12/1/21  | A | L, 84-75      |
| 12/11/21 | H | L, 84-75      |

## Middle Tennessee Jr. Varsity

UT Martin leads 1-0

| Date    | H/A/N | Result   |
|---------|-------|----------|
| 1955-56 | N/A   | W, 84-76 |

## Miles

UT Martin leads 1-0  
Home: 1-0

| Date     | H/A/N | Result    |
|----------|-------|-----------|
| 12/16/86 | H     | W, 129-90 |

## Milligan

UT Martin leads 2-0  
Away: 1-0

| Date     | H/A/N | Result   |
|----------|-------|----------|
| 1959-60  | N/A   | W, 61-58 |
| 2/20/63* | A     | W, 70-63 |

## Minnesota

Minnesota leads 1-0  
Away: 0-1

| Date     | H/A/N | Result   |
|----------|-------|----------|
| 12/21/92 | A     | L, 92-63 |

## Mississippi College

Series tied 17-17  
Home: 12-6  
Away: 5-10  
Neutral: 0-1

| Date     | H/A/N | Result   |
|----------|-------|----------|
| 12/18/62 | N     | L, 85-73 |
| 1/15/74  | H     | L, 74-59 |
| 1/3/75   | A     | W, 82-76 |
| 1/26/76  | H     | W, 93-55 |

|          |   |          |
|----------|---|----------|
| 12/3/76  | A | L, 97-84 |
| 1/28/77  | H | W, 64-62 |
| 1/12/78  | A | L, 64-55 |
| 2/17/78  | H | L, 55-52 |
| 1/11/79  | H | W, 79-64 |
| 2/17/79  | A | L, 83-79 |
| 1/11/80  | A | L, 90-74 |
| 2/15/80  | H | L, 56-52 |
| 1/9/81   | H | W, 88-77 |
| 2/21/81  | A | L, 75-74 |
| 1/18/82  | H | W, 68-63 |
| 2/19/82  | A | W, 47-43 |
| 2/22/82* | H | W, 82-50 |
| 1/24/83  | A | W, 70-58 |
| 2/21/83  | H | W, 90-70 |
| 1/23/84  | H | W, 88-66 |
| 2/20/84  | A | L, 84-74 |
| 12/8/84  | H | W, 66-55 |
| 2/18/85  | A | W, 69-66 |
| 2/1/86   | A | L, 63-61 |
| 2/20/86  | H | W, 92-60 |
| 1/5/87   | H | W, 74-60 |
| 1/16/88  | H | W, 91-69 |
| 2/13/88  | A | W, 59-50 |
| 1/14/89  | A | L, 92-72 |
| 2/11/89  | H | L, 96-70 |
| 1/20/90  | H | L, 84-80 |
| 2/17/90  | A | L, 76-66 |
| 12/22/90 | A | L, 73-62 |
| 3/2/91   | H | L, 69-67 |

## Mississippi State

Mississippi State leads 9-1  
Away: 1-8  
Neutral: 0-1

| Date     | H/A/N | Result   |
|----------|-------|----------|
| 12/17/80 | A     | L, 87-60 |
| 12/12/81 | A     | W, 65-41 |
| 11/27/91 | A     | L, 86-54 |
| 12/20/97 | A     | L, 80-60 |
| 11/28/98 | N     | L, 85-67 |
| 11/22/03 | A     | L, 90-74 |
| 11/17/07 | A     | L, 86-70 |
| 11/25/11 | A     | L, 76-50 |
| 11/28/15 | A     | L, 76-51 |
| 12/16/17 | A     | L, 92-61 |

## Mississippi Valley State

Series tied 1-1  
Home: 1-0  
Away: 0-1

| Date     | H/A/N | Result   |
|----------|-------|----------|
| 12/6/03  | A     | L, 79-69 |
| 12/20/03 | H     | W, 99-70 |

## Missouri

Missouri leads 5-0  
Away: 0-5

| Date     | H/A/N | Result   |
|----------|-------|----------|
| 12/20/82 | A     | L, 71-58 |
| 11/28/88 | A     | L, 97-55 |
| 12/2/89  | A     | L, 78-58 |
| 11/13/01 | A     | L, 89-63 |
| 11/17/09 | A     | L, 83-68 |

# SERIES BREAKDOWNS



2023-24 SKYHAWK MEN'S BASKETBALL

## Missouri Baptist

UT Martin leads 3-2  
Home: 3-0

| Date    | H/A/N | Result   |
|---------|-------|----------|
| 1951-52 | N/A   | L, 52-47 |
| 1951-52 | N/A   | L, 42-38 |
| 12/8/79 | H W   | 115-60   |
| 2/4/81  | H W   | 82-77    |
| 12/9/85 | H W   | 97-65    |

## Missouri-St. Louis

Series tied 3-3  
Home: 1-2  
Away: 2-1

| Date     | H/A/N | Result   |
|----------|-------|----------|
| 12/22/69 | H     | L, 86-77 |
| 1/3/70   | A     | L, 86-85 |
| 12/17/70 | A     | W, 85-78 |
| 12/30/70 | H     | L, 71-70 |
| 1/20/75  | H     | W, 78-73 |
| 1/23/76  | A     | W, 77-75 |

## Missouri S&T

UT Martin leads 4-2  
Home: 3-0  
Away: 1-2

| Date     | H/A/N | Result    |
|----------|-------|-----------|
| 12/14/56 | A     | L, 75-60  |
| 12/21/57 | H     | W, 79-55  |
| 12/18/58 | A     | W, 79-74  |
| 12/19/59 | H     | W, 84-32  |
| 12/17/60 | A     | L, 81-71  |
| 12/16/61 | H     | W, 109-83 |

## Missouri Southern

Missouri Southern leads 2-0  
Home: 0-1  
Away: 0-1

| Date     | H/A/N | Result        |
|----------|-------|---------------|
| 11/25/91 | H     | L, 72-71      |
| 1/4/92   | A     | L, 85-77 (OT) |

## Missouri State

Missouri State leads 3-0  
Home: 0-1  
Away: 0-2

| Date    | H/A/N | Result    |
|---------|-------|-----------|
| 12/1/95 | A     | L, 105-71 |
| 2/21/09 | H     | L, 79-77  |
| 12/9/09 | A     | L, 79-51  |

## Missouri Valley

UT Martin leads 1-0  
Home: 1-0

| Date     | H/A/N | Result   |
|----------|-------|----------|
| 11/25/02 | H     | W, 77-58 |

## Morehead State

Morehead State leads 43-17  
Home: 12-14  
Away: 4-25  
Neutral: 1-4

| Date     | H/A/N | Result   |
|----------|-------|----------|
| 12/16/91 | A     | L, 90-76 |
| 2/1/93   | A     | L, 77-74 |

|          |     |             |
|----------|-----|-------------|
| 3/1/93   | H   | W, 89-86    |
| 12/11/93 | N   | L, 82-77    |
| 1/13/94  | H   | L, 70-66    |
| 2/19/94  | A L | 101-98 (OT) |
| 1/26/95  | A   | L, 78-70    |
| 2/20/95  | H   | W, 71-64    |
| 1/13/96  | H   | W, 74-62    |
| 2/12/96  | A   | W, 77-67    |
| 1/18/97  | A   | L, 72-62    |
| 2/17/97  | H   | W, 100-85   |
| 12/4/97  | H   | W, 77-66    |
| 1/13/98  | A W | 68-66 (OT)  |
| 12/5/98  | A   | L, 74-64    |
| 2/2/99   | H   | L, 85-69    |
| 1/20/00  | A   | W, 79-62    |
| 2/17/00  | H   | W, 69-68    |
| 1/20/01  | H   | L, 63-61    |
| 2/17/01  | A L | 86-77 (OT)  |
| 1/26/02  | A   | L, 89-88    |
| 2/21/02  | H   | L, 84-72    |
| 1/25/03  | H   | L, 83-60    |
| 2/20/03  | A   | L, 104-76   |
| 1/10/04  | A   | L, 70-68    |
| 1/29/04  | H   | W, 72-64    |
| 1/8/05   | H   | L, 81-73    |
| 1/27/05  | A   | L, 75-69    |
| 12/19/05 | A   | W, 80-67    |
| 1/14/06  | H W | 71-66 (OT)  |
| 12/18/06 | H   | L, 56-55    |
| 1/13/07  | A   | L, 70-48    |
| 12/17/07 | A   | L, 80-75    |
| 1/12/08  | H   | L, 81-79    |
| 12/4/08  | A   | L, 80-71    |
| 2/28/09  | H   | W, 79-65    |
| 3/6/09*  | N   | L, 63-55    |
| 12/3/09  | H   | L, 74-66    |
| 2/27/10  | A   | L, 73-63    |
| 12/2/10  | A   | L, 70-49    |
| 2/26/11  | H   | L, 77-64    |
| 1/21/12  | A   | L, 62-56    |
| 1/19/13  | H   | L, 88-74    |
| 3/6/13*  | N   | L, 73-66    |
| 1/18/14  | A   | L, 82-75    |
| 1/10/15  | H W | 75-72 (OT)  |
| 3/5/15*  | N   | L, 76-65    |
| 1/9/16   | A   | L, 64-58    |
| 3/4/16*  | N   | W, 83-70    |
| 12/31/16 | H W | 81-77 (OT)  |
| 1/13/18  | H   | L, 71-67    |
| 2/22/18  | A   | L, 70-53    |
| 1/19/19  | A   | L, 85-77    |
| 2/1/20   | A   | L, 85-77    |
| 1/23/21  | A   | L, 76-44    |
| 2/20/21  | H   | L, 79-69    |
| 1/12/22  | A   | L, 76-62    |
| 2/16/22  | H   | L, 68-60    |
| 12/31/22 | H   | W, 64-57    |
| 2/25/23  | A   | L, 72-58    |

## Mount St. Joseph

UT Martin leads 1-0  
Home: 1-0

| Date     | H/A/N | Result   |
|----------|-------|----------|
| 12/29/19 | H     | W, 92-72 |

## Murray State

Murray State leads 58-7  
Home: 5-26  
Away: 1-31  
Neutral: 1-0

| Date     | H/A/N | Result    |
|----------|-------|-----------|
| 1956-57  | N/A   | L, 80-74  |
| 12/13/78 | A     | L, 75-65  |
| 2/9/81   | H     | L, 59-58  |
| 1/13/93  | A     | L, 92-66  |
| 2/10/93  | H     | L, 100-74 |
| 1/22/94  | A     | L, 99-70  |
| 2/28/94  | H     | L, 80-77  |
| 1/21/95  | H     | L, 83-70  |
| 2/27/95  | A     | L, 107-75 |
| 1/20/96  | H     | L, 80-68  |
| 2/17/96  | A     | L, 87-81  |
| 1/6/97   | H     | L, 80-68  |
| 2/1/97   | A     | L, 88-69  |
| 1/10/98  | H     | L, 67-56  |
| 2/7/98   | A     | L, 94-66  |
| 1/9/99   | A     | L, 87-58  |
| 2/6/99   | H     | W, 74-73  |
| 1/8/00   | H     | L, 94-79  |
| 2/5/00   | A     | L, 90-72  |
| 1/6/01   | A     | L, 76-69  |
| 2/3/01   | H     | W, 80-73  |
| 1/3/02   | A     | L, 90-76  |
| 2/2/02   | H     | L, 92-74  |
| 2/1/03   | A     | L, 89-70  |
| 3/1/03   | H     | L, 80-59  |
| 1/20/04  | A     | L, 94-70  |
| 2/17/04  | H     | L, 77-44  |
| 1/18/05  | H     | L, 96-70  |
| 2/15/05  | A     | L, 80-56  |
| 1/21/06  | H     | L, 79-73  |
| 2/25/06  | A     | L, 81-63  |
| 2/28/06* | A     | L, 65-52  |
| 1/20/07  | A     | L, 78-65  |
| 2/24/07  | H     | L, 74-52  |
| 1/19/08  | H     | L, 76-72  |
| 3/1/08   | A     | L, 98-59  |
| 1/5/09   | H     | W, 75-71  |
| 2/23/09  | A     | L, 74-59  |
| 1/4/10   | A     | L, 83-59  |
| 1/30/10  | A     | L, 77-45  |
| 12/21/10 | H     | L, 66-54  |
| 1/29/11  | A     | L, 92-75  |
| 12/21/11 | A     | L, 78-54  |
| 2/4/12   | H     | L, 65-58  |
| 1/3/13   | H     | L, 73-62  |
| 2/28/13  | A     | W, 69-68  |
| 1/5/14   | A     | L, 91-77  |
| 2/27/14  | H     | L, 86-72  |
| 1/31/15  | A     | L, 65-62  |
| 2/28/15  | H     | L, 73-67  |
| 1/30/16  | H     | W, 63-59  |
| 2/27/16  | A     | L, 79-55  |
| 1/28/17  | A     | L, 94-86  |
| 2/25/17  | H     | W, 83-76  |
| 3/3/17*  | N     | W, 73-67  |
| 1/6/18   | A     | L, 82-68  |
| 2/3/18   | H     | L, 66-53  |
| 1/10/19  | H     | L, 98-77  |
| 2/21/19  | A     | L, 85-75  |

|         |   |          |
|---------|---|----------|
| 1/2/20  | A | L, 89-76 |
| 1/16/20 | H | L, 84-62 |
| 1/16/21 | H | L, 79-57 |
| 2/13/21 | A | L, 84-55 |
| 1/22/22 | A | L, 74-66 |
| 2/19/22 | H | L, 62-60 |

## Murray State Jr. Varsity

Murray State JV leads 4-3

| Date    | H/A/N | Result   |
|---------|-------|----------|
| 1951-52 | N/A   | L, 98-25 |
| 1951-52 | N/A   | L, 81-41 |
| 1953-54 | N/A   | W, 90-73 |
| 1954-55 | N/A   | L, 75-69 |
| 1954-55 | N/A   | L, 56-50 |
| 1955-56 | N/A   | W, 79-74 |
| 1956-57 | N/A   | W, 68-67 |

## NC Central

UT Martin leads 1-0  
Home: 1-0

| Date     | H/A/N | Result   |
|----------|-------|----------|
| 11/15/17 | H     | W, 74-57 |

## Nebraska

Nebraska leads 1-0  
Away: 0-1

| Date     | H/A/N | Result   |
|----------|-------|----------|
| 11/28/14 | A     | L, 75-64 |

## New York State

UT Martin leads 1-0  
Home: 1-0

| Date   | H/A/N | Result   |
|--------|-------|----------|
| 1/2/81 | H     | W, 76-61 |

## Nicholls State

Nicholls State leads 7-5  
Home: 4-2  
Away: 1-5

| Date     | H/A/N | Result    |
|----------|-------|-----------|
| 2/22/72* | A     | W, 111-94 |
| 1/15/73  | H     | W, 75-72  |
| 2/2/73   | A     | L, 87-64  |
| 12/17/73 | H     | W, 73-64  |
| 2/2/75   | A     | L, 76-74  |
| 2/7/76   | H     | L, 81-64  |
| 1/8/77   | H     | W, 80-70  |
| 2/11/77  | A     | L, 118-94 |
| 11/25/77 | A     | L, 70-63  |
| 2/6/78   | H     | W, 83-73  |
| 12/2/78  | H     | L, 77-74  |
| 2/3/79   | A     | L, 114-91 |

## North Alabama

North Alabama leads 28-21  
Home: 14-13  
Away: 7-15

| Date    | H/A/N | Result   |
|---------|-------|----------|
| 1/30/61 | A     | L, 72-69 |
| 2/2/61  | H     | W, 87-76 |
| 1961-62 | A     | L, 79-77 |
| 1961-62 | H     | L, 89-82 |
| 1/10/63 | H     | W, 86-69 |
| 2/16/63 | A     | L, 94-78 |



# SERIES BREAKDOWNS

|          |   |   |            |
|----------|---|---|------------|
| 12/11/63 | H | L | 73-65      |
| 1963-64  | H | W | 79-76      |
| 12/11/71 | H | W | 83-82      |
| 2/5/72   | A | L | 88-75      |
| 1/25/73  | H | L | 91-81      |
| 2/23/73  | A | L | 84-68      |
| 1/26/74  | A | L | 83-80      |
| 2/6/74   | H | L | 83-80      |
| 1/16/75  | H | W | 73-72      |
| 2/6/75   | H | L | 74-58      |
| 1/10/76  | H | L | 62-59      |
| 1975-76* | A | L | 58-56      |
| 1/15/77  | H | L | 68-62      |
| 2/19/77  | A | L | 82-73      |
| 1/27/78  | A | W | 51-50      |
| 1/30/78  | H | L | 57-55      |
| 1/25/79  | A | L | 86-81      |
| 2/15/79  | H | L | 92-75      |
| 1/16/80  | H | L | 72-64      |
| 1/24/80  | A | L | 81-63      |
| 1/12/81  | H | W | 83-66      |
| 1/17/81  | A | L | 49-43      |
| 1/4/82   | H | W | 52-45      |
| 1/30/82  | A | W | 55-54      |
| 1/29/83  | H | W | 101-89     |
| 2/26/83  | A | W | 68-63      |
| 1/28/84  | A | L | 77-71      |
| 2/25/84  | H | W | 81-77      |
| 2/9/85   | A | W | 67-61      |
| 2/23/85  | H | W | 80-77      |
| 1/4/86   | A | W | 80-71      |
| 2/6/86   | H | W | 80-75      |
| 1/15/87  | H | W | 66-58      |
| 2/12/87  | A | W | 76-69      |
| 1/14/88  | A | W | 83-74      |
| 2/25/88  | H | W | 114-86     |
| 3/3/88*  | H | L | 56-55      |
| 1/12/89  | H | L | 98-80      |
| 2/25/89  | A | L | 94-68      |
| 1/18/90  | A | L | 88-63      |
| 3/1/90   | H | W | 99-94 (OT) |
| 1/7/91   | A | L | 90-58      |
| 2/4/91   | H | L | 89-79      |

**North Central**  
UT Martin leads 1-0  
Home: 1-0

| Date    | H/A/N | Result    |
|---------|-------|-----------|
| 12/3/80 | H     | W, 107-72 |

**North Dakota**  
UT Martin leads 2-1  
Home: 1-0  
Away: 0-1  
Neutral: 1-0

| Date     | H/A/N | Result   |
|----------|-------|----------|
| 12/12/79 | A     | L, 79-64 |
| 12/5/80  | H     | W, 62-59 |
| 11/21/21 | N     | W, 77-72 |

**North Dakota State**  
North Dakota State leads 2-0  
Home: 0-1  
Away: 0-1

| Date     | H/A/N | Result   |
|----------|-------|----------|
| 12/7/78  | H     | L, 84-71 |
| 12/13/79 | A     | L, 72-69 |

**North Texas**  
North Texas leads 1-0  
Neutral: 0-1

| Date     | H/A/N | Result   |
|----------|-------|----------|
| 12/30/04 | N     | L, 75-70 |

**Northeast Mississippi JC**  
UT Martin leads 1-0

| Date    | H/A/N | Result   |
|---------|-------|----------|
| 1953-54 | N/A   | W, 84-60 |

**Northern Arizona**  
Series tied 1-1  
Home: 1-0  
Away: 0-1

| Date     | H/A/N | Result   |
|----------|-------|----------|
| 12/8/01  | H     | W, 54-51 |
| 12/21/02 | A     | L, 92-76 |

**Northern Iowa**  
Northern Iowa leads 1-0  
Away: 0-1

| Date     | H/A/N | Result   |
|----------|-------|----------|
| 11/19/19 | A     | L, 87-67 |

**Northern Kentucky**  
UT Martin leads 2-0  
Home: 1-0  
Away: 1-0

| Date    | H/A/N | Result   |
|---------|-------|----------|
| 12/7/13 | H     | W, 79-66 |
| 12/3/14 | A     | W, 71-56 |

**Northwest**  
Series tied 1-1

| Date    | H/A/N | Result   |
|---------|-------|----------|
| 1952-53 | N/A   | L, 68-61 |
| 1952-53 | N/A   | W, 78-56 |

**Northwestern**  
Northwestern leads 1-0  
Away: 0-1

| Date     | H/A/N | Result   |
|----------|-------|----------|
| 11/22/96 | A     | L, 61-55 |

**Northwestern State**  
Series tied 2-2  
Home: 1-0  
Away: 1-2

| Date     | H/A/N | Result    |
|----------|-------|-----------|
| 2/23/74  | A     | L, 100-83 |
| 2/22/75  | H     | W, 90-74  |
| 11/20/10 | A     | L, 103-94 |
| 3/19/15  | A     | W, 104-79 |

**Oakland City**  
UT Martin leads 5-4  
Home: 1-0  
Away: 1-0

| Date    | H/A/N | Result   |
|---------|-------|----------|
| 1955-56 | N/A   | W, 71-65 |
| 1956-57 | N/A   | L, 96-86 |
| 1956-57 | N/A   | L, 81-62 |
| 1957-58 | N/A   | W, 83-75 |
| 1957-58 | N/A   | W, 70-59 |
| 1958-59 | N/A   | L, 94-91 |
| 1958-59 | N/A   | L, 80-67 |
| 12/5/81 | A     | W, 81-76 |
| 12/1/92 | H     | W, 82-71 |

**Ohio**  
Ohio leads 1-0  
Away: 0-1

| Date     | H/A/N | Result   |
|----------|-------|----------|
| 11/13/11 | A     | L, 74-65 |

**Ohio State**  
Ohio State leads 2-0  
Away: 0-2

| Date     | H/A/N | Result    |
|----------|-------|-----------|
| 12/14/98 | A     | L, 92-56  |
| 12/27/10 | A     | L, 100-40 |

**Oklahoma State**  
Oklahoma State leads 1-0  
Away: 0-1

| Date     | H/A/N | Result   |
|----------|-------|----------|
| 11/13/15 | A     | L, 91-57 |

**Ole Miss**  
Ole Miss leads 5-0  
Away: 0-5

| Date     | H/A/N | Result   |
|----------|-------|----------|
| 12/16/01 | A     | L, 83-72 |
| 12/21/04 | A     | L, 92-64 |
| 11/11/16 | A     | L, 86-83 |
| 12/22/20 | A     | L, 90-43 |
| 11/18/22 | A     | L, 72-68 |

**Olivet**  
UT Martin leads 1-0  
Neutral: 1-0

| Date     | H/A/N | Result   |
|----------|-------|----------|
| 12/22/79 | N     | W, 77-58 |

**Oral Roberts**  
Oral Roberts leads 2-1  
Home: 1-0  
Away: 0-1  
Neutral: 0-1

| Date     | H/A/N | Result   |
|----------|-------|----------|
| 1/14/95  | H     | W, 83-70 |
| 3/2/96   | A     | L, 85-69 |
| 11/20/15 | N     | L, 70-66 |

**Otterbein**  
UT Martin leads 1-0  
Home: 1-0

| Date    | H/A/N | Result    |
|---------|-------|-----------|
| 12/3/83 | H     | W, 110-84 |

**Paducah Junior College**  
Paducah Junior College leads 8-3

| Date    | H/A/N | Result   |
|---------|-------|----------|
| 1951-52 | N/A   | L, 98-47 |
| 1951-52 | N/A   | L, 85-70 |
| 1952-53 | N/A   | L, 87-72 |
| 1952-53 | N/A   | L, 81-65 |
| 1954-55 | N/A   | W, 95-75 |
| 1955-56 | N/A   | L, 93-81 |
| 1955-56 | N/A   | W, 70-60 |
| 1956-57 | N/A   | L, 70-66 |
| 1956-57 | N/A   | L, 92-70 |
| 1957-58 | N/A   | W, 97-73 |
| 1957-58 | N/A   | L, 72-69 |

**Parsons Independent**  
UT Martin leads 1-0

| Date    | H/A/N | Result   |
|---------|-------|----------|
| 1954-55 | N/A   | W, 88-63 |

**Pilot Oak Independent**  
UT Martin leads 1-0

| Date    | H/A/N | Result   |
|---------|-------|----------|
| 1954-55 | N/A   | W, 76-61 |

**Pittsburgh**  
Pittsburgh leads 1-0  
Away: 0-1

| Date    | H/A/N | Result   |
|---------|-------|----------|
| 11/7/22 | A     | L, 80-58 |

**Portland State**  
Series tied 1-1  
Home: 1-0  
Away: 0-1

| Date     | H/A/N | Result        |
|----------|-------|---------------|
| 1/2/04   | H     | W, 76-65 (OT) |
| 12/18/04 | A     | L, 79-66      |

**Prairie View A&M**  
UT Martin leads 1-0  
Home: 1-0

| Date     | H/A/N | Result   |
|----------|-------|----------|
| 11/20/22 | H     | W, 80-79 |

**Presbyterian**  
UT Martin leads 2-0  
Home: 1-0  
Away: 1-0

| Date     | H/A/N | Result   |
|----------|-------|----------|
| 12/16/13 | A     | W, 73-70 |
| 12/20/14 | H     | W, 77-60 |

**Purdue**  
Purdue leads 3-0  
Away: 0-3

| Date     | H/A/N | Result   |
|----------|-------|----------|
| 12/16/96 | A     | L, 75-45 |
| 12/12/97 | A     | L, 87-56 |
| 12/28/05 | A     | L, 62-54 |

# SERIES BREAKDOWNS



## Purdue Fort Wayne

Purdue Fort Wayne leads 2-1

Home: 0-1

Away: 1-1

| Date     | H/A/N | Result   |
|----------|-------|----------|
| 12/11/04 | A     | W, 63-61 |
| 12/11/10 | A     | L, 85-61 |
| 12/18/11 | H     | L, 82-76 |

## Quincy

Quincy leads 1-0

Home: 0-1

| Date   | H/A/N | Result   |
|--------|-------|----------|
| 1/3/89 | H     | L, 82-64 |

## Radford

Radford leads 2-0

Home: 1-0

Away: 1-0

| Date     | H/A/N | Result   |
|----------|-------|----------|
| 11/25/95 | A     | L, 92-77 |
| 11/26/96 | H     | L, 82-59 |

## Reinhardt

UT Martin leads 1-0

Home: 1-0

| Date     | H/A/N | Result   |
|----------|-------|----------|
| 11/22/04 | H     | W, 84-79 |

## Rhodes College

UT Martin leads 8-6

Home: 5-4

Away: 3-2

| Date     | H/A/N | Result        |
|----------|-------|---------------|
| 1/3/68   | A     | L, 82-81      |
| 11/30/68 | H     | L, 86-72      |
| 1/21/69  | A     | L, 77-76      |
| 12/1/69  | H     | W, 86-85      |
| 1/19/70  | A     | W, 91-80      |
| 12/1/70  | A     | W, 94-88      |
| 2/6/71   | H     | L, 86-83      |
| 11/28/72 | A     | W, 72-60      |
| 1/6/73   | H     | W, 87-59      |
| 1/9/85   | H     | W, 85-72      |
| 1/22/87  | H     | W, 93-63      |
| 12/17/88 | H     | L, 63-58      |
| 11/25/89 | H     | W, 97-69      |
| 11/24/90 | H     | L, 61-59 (OT) |

## Rivers Independent

UT Martin leads 1-0

| Date    | H/A/N | Result   |
|---------|-------|----------|
| 1953-54 | N/A   | W, 84-58 |

## Rochester College

UT Martin leads 3-0

Home: 3-0

| Date     | H/A/N | Result   |
|----------|-------|----------|
| 12/13/03 | H     | W, 88-64 |
| 11/19/11 | H     | W, 76-59 |
| 11/15/13 | H     | W, 79-64 |

## Rust College

UT Martin leads 8-2

Home: 8-2

| Date     | H/A/N | Result    |
|----------|-------|-----------|
| 12/19/81 | H     | W, 69-60  |
| 12/22/82 | H     | W, 64-50  |
| 12/22/83 | H     | W, 71-44  |
| 11/26/84 | H     | W, 100-67 |
| 11/30/85 | H     | W, 88-70  |
| 12/1/86  | H     | W, 72-69  |
| 12/16/87 | H     | W, 75-60  |
| 12/13/88 | H     | L, 76-75  |
| 12/11/89 | H     | L, 67-66  |
| 12/10/90 | H     | W, 62-59  |

## Rutherford Independent

UT Martin leads 1-0

| Date    | H/A/N | Result   |
|---------|-------|----------|
| 1953-54 | N/A   | W, 69-55 |

## Saint Louis

Saint Louis leads 3-2

Away: 2-3

| Date     | H/A/N | Result   |
|----------|-------|----------|
| 2/21/96  | A     | L, 91-65 |
| 11/22/02 | A     | W, 63-58 |
| 12/16/06 | A     | L, 77-53 |
| 12/15/12 | A     | L, 73-51 |
| 12/16/15 | A     | W, 82-76 |

## St. Louis Christian

UT Martin leads 1-0

Home: 1-0

| Date   | H/A/N | Result    |
|--------|-------|-----------|
| 1/5/91 | H     | W, 113-37 |

## St. Mary's (Mich.)

UT Martin leads 3-0

Home: 2-0

Neutral: 1-0

| Date     | H/A/N | Result    |
|----------|-------|-----------|
| 12/21/79 | N     | W, 75-74  |
| 1/29/01  | H     | W, 112-64 |
| 11/29/01 | H     | W, 109-38 |

## Saint Peter's

UT Martin leads 2-0

Home: 1-0

Away: 1-0

| Date    | H/A/N | Result   |
|---------|-------|----------|
| 2/17/07 | H     | W, 59-58 |
| 12/1/07 | A     | W, 78-74 |

## St. Xavier (Ill.)

St. Xavier leads 1-0

Neutral: 0-1

| Date     | H/A/N | Result   |
|----------|-------|----------|
| 11/25/85 | N     | L, 56-53 |

## Samford

Samford leads 8-5

Home: 3-4

Away: 2-4

| Date     | H/A/N | Result          |
|----------|-------|-----------------|
| 12/5/92  | H     | W, 75-59        |
| 2/18/93  | A     | L, 85-63        |
| 1/17/04  | H     | L, 51-45        |
| 1/15/05  | A     | L, 62-59        |
| 1/5/06   | H     | L, 79-65        |
| 1/26/06  | A     | L, 67-60        |
| 1/4/07   | A     | L, 55-41        |
| 1/25/07  | H     | L, 71-66        |
| 1/5/08   | H     | W, 63-49        |
| 1/24/08  | A     | W, 61-43        |
| 3/4/08*  | H     | W, 101-94 (3OT) |
| 12/19/12 | H     | L, 75-62        |
| 12/4/13  | A     | W, 89-73        |

## San Diego

San Diego leads 1-0

Away: 0-1

| Date     | H/A/N | Result   |
|----------|-------|----------|
| 12/19/77 | A     | L, 96-68 |

## San Francisco

San Francisco leads 1-0

Neutral: 0-1

| Date     | H/A/N | Result   |
|----------|-------|----------|
| 11/17/03 | N     | L, 73-62 |

## San Francisco State

UT Martin leads 1-0

Home: 1-0

| Date     | H/A/N | Result   |
|----------|-------|----------|
| 11/28/94 | H     | W, 86-62 |

## SIUE

UT Martin leads 17-13

Home: 9-6

Away: 7-7

Neutral: 1-0

| Date     | H/A/N | Result    |
|----------|-------|-----------|
| 12/18/70 | A     | L, 85-75  |
| 1/1/71   | H     | L, 103-76 |
| 1/27/92  | H     | W, 90-87  |
| 2/22/92  | A     | L, 70-57  |
| 1/25/10  | H     | W, 68-52  |
| 1/24/11  | A     | W, 78-69  |
| 1/7/12   | H     | L, 69-65  |
| 1/26/13  | A     | W, 65-62  |
| 2/9/13   | H     | W, 77-68  |
| 1/25/14  | H     | L, 87-82  |
| 2/8/14   | A     | L, 84-78  |
| 2/7/15   | H     | W, 64-59  |
| 2/21/15  | A     | L, 76-68  |
| 2/6/16   | A     | W, 79-62  |
| 2/20/16  | H     | W, 68-51  |
| 1/21/17  | H     | W, 75-67  |
| 2/11/17  | A     | W, 80-73  |
| 1/20/18  | A     | W, 70-69  |
| 2/15/18  | H     | L, 70-69  |
| 1/26/19  | H     | W, 85-69  |
| 2/16/19  | A     | W, 73-69  |
| 1/25/20  | A     | W, 79-76  |

|         |   |          |
|---------|---|----------|
| 2/27/20 | H | L, 90-75 |
| 1/30/21 | H | L, 76-60 |
| 2/25/21 | A | L, 66-53 |
| 1/24/22 | H | W, 76-70 |
| 2/10/22 | A | L, 71-63 |
| 2/2/23  | A | L, 89-75 |
| 2/16/23 | H | W, 90-84 |
| 3/2/23* | N | W, 81-75 |

## Southeast Missouri

Southeast Missouri leads 52-38

Home: 29-14

Away: 9-37

Neutral: 0-1

| Date     | H/A/N | Result         |
|----------|-------|----------------|
| 12/14/62 | A     | L, 93-77       |
| 12/14/63 | A     | L, 110-80      |
| 1/8/64   | H     | L, 63-56       |
| 12/11/64 | H     | L, 71-55       |
| 12/18/64 | A     | L, 76-66       |
| 1965-66  | H     | W, 92-84       |
| 1965-66  | H     | L, 113-86      |
| 12/22/66 | A     | L, 75-71       |
| 1/25/67  | H     | W, 87-77       |
| 12/17/71 | A     | L, 95-87       |
| 2/26/72  | H     | W, 91-87       |
| 12/22/72 | A     | L, 81-72       |
| 2/13/79  | H     | L, 81-72       |
| 1/30/80  | H     | W, 85-74       |
| 1/5/81   | A     | L, 73-71       |
| 1/13/82  | H     | W, 77-43       |
| 1981-82* | N     | L, 56-53       |
| 12/10/83 | A     | L, 71-65       |
| 1982-83* | A     | L, 83-71       |
| 1/3/84   | H     | W, 78-64       |
| 12/1/84  | A     | L, 74-59       |
| 12/7/85  | H     | W, 84-67       |
| 12/6/86  | A     | W, 66-64       |
| 12/5/87  | A     | L, 89-77       |
| 12/3/88  | A     | L, 86-65       |
| 12/9/89  | H     | L, 87-76       |
| 12/1/90  | A     | L, 101-73      |
| 1/27/93  | H     | W, 90-89       |
| 2/24/93  | A     | L, 69-68       |
| 1/24/94  | A     | L, 86-63       |
| 2/26/94  | H     | W, 102-87      |
| 1/23/95  | H     | L, 61-59       |
| 2/25/95  | A     | L, 75-66       |
| 1/11/96  | A     | L, 71-61       |
| 2/8/96   | H     | W, 79-59       |
| 1/9/97   | A     | L, 82-72 (OT)  |
| 2/20/97  | H     | W, 92-62       |
| 1/15/98  | H     | W, 91-82 (2OT) |
| 2/12/98  | A     | L, 87-61       |
| 1/16/99  | A     | L, 84-75 (OT)  |
| 2/13/99  | H     | L, 60-49       |
| 1/13/00  | H     | W, 75-66       |
| 2/10/00  | A     | L, 80-68       |
| 2/29/00* | A     | L, 76-74       |
| 1/13/01  | A     | L, 60-49       |
| 2/10/01  | H     | L, 81-73       |
| 1/17/02  | H     | W, 89-73       |
| 2/14/02  | A     | L, 78-51       |
| 1/16/03  | A     | W, 88-80       |
| 2/13/03  | H     | W, 77-61       |

2023-24 SKYHAWK MEN'S BASKETBALL



# SERIES BREAKDOWNS

|          |   |   |            |
|----------|---|---|------------|
| 2/5/04   | A | L | 89-78      |
| 2/28/04  | H | W | 88-71      |
| 2/3/05   | H | L | 75-68      |
| 2/26/05  | A | L | 72-52      |
| 12/3/05  | H | W | 72-60      |
| 2/4/06   | A | W | 66-55      |
| 12/2/06  | A | L | 81-79      |
| 2/3/07   | H | L | 73-69      |
| 2/2/08   | A | W | 90-71      |
| 2/16/08  | H | W | 98-85      |
| 1/12/09  | A | W | 81-67      |
| 1/22/09  | H | W | 86-73      |
| 1/21/10  | A | L | 77-63      |
| 2/9/10   | H | W | 73-70      |
| 1/3/11   | A | L | 82-75      |
| 1/20/11  | H | W | 79-69      |
| 1/5/12   | H | L | 73-71      |
| 2/9/12   | A | L | 86-56      |
| 12/29/12 | A | L | 65-60      |
| 2/16/13  | H | L | 96-74      |
| 2/12/14  | A | W | 79-70      |
| 2/22/14  | H | L | 77-74      |
| 1/24/15  | H | W | 70-53      |
| 2/12/15  | A | L | 98-76      |
| 1/24/16  | A | L | 68-60 (OT) |
| 2/11/16  | H | W | 77-64      |
| 1/14/17  | H | W | 79-69      |
| 2/18/17  | A | L | 90-61      |
| 2/10/18  | H | L | 81-77 (OT) |
| 2/24/18  | A | W | 72-66      |
| 1/5/19   | A | L | 74-69 (OT) |
| 2/14/19  | H | W | 81-72      |
| 2/13/20  | A | L | 74-72      |
| 2/29/20  | H | W | 87-78      |
| 12/18/20 | A | W | 69-67      |
| 1/26/21  | H | W | 69-66      |
| 2/3/22   | H | W | 84-63      |
| 2/24/22  | A | L | 76-69      |
| 1/5/23   | H | W | 87-82      |
| 1/19/23  | A | W | 80-60      |

**Southeastern Louisiana**  
Southeastern Louisiana leads 9-4  
Home: 4-3  
Away: 0-6

| Date     | H/A/N | Result   |
|----------|-------|----------|
| 1/13/73  | H     | W, 76-75 |
| 2/3/73   | A     | L, 76-57 |
| 2/2/74   | H     | L, 75-59 |
| 2/31/75  | A     | L, 79-66 |
| 2/6/76   | H     | W, 61-48 |
| 1/7/77   | H     | L, 57-54 |
| 2/12/77  | A     | L, 76-61 |
| 11/26/77 | A     | L, 66-62 |
| 2/4/78   | H     | W, 68-65 |
| 12/1/78  | H     | W, 73-69 |
| 2/2/79   | A     | L, 78-65 |
| 2/18/12  | A     | L, 64-48 |
| 12/21/13 | H     | L, 80-76 |

**Southern**  
Southern leads 1-0  
Away: 0-1

| Date     | H/A/N | Result   |
|----------|-------|----------|
| 11/22/17 | A     | L, 69-66 |

**Southern Illinois**  
Southern Illinois leads 3-0  
Away: 0-3

| Date     | H/A/N | Result   |
|----------|-------|----------|
| 12/30/99 | A     | L, 69-48 |
| 11/14/09 | A     | L, 91-63 |
| 12/22/16 | A     | L, 78-70 |

**Southern Indiana**  
UT Martin leads 6-4  
Home: 5-0  
Away: 1-4

| Date     | H/A/N | Result        |
|----------|-------|---------------|
| 12/12/70 | H     | W, 88-82      |
| 12/23/71 | A     | W, 76-64      |
| 12/9/72  | H     | W, 67-60      |
| 12/14/73 | A     | L, 74-66      |
| 12/16/74 | A     | L, 95-83      |
| 1/7/75   | H     | W, 79-75      |
| 11/27/89 | A     | L, 86-68      |
| 2/25/92  | H     | W, 77-74      |
| 1/14/23  | A     | L, 80-66      |
| 1/28/23  | H     | W, 86-83 (OT) |

**Southern Miss**  
Southern Miss leads 1-0  
Away: 0-1

| Date     | H/A/N | Result   |
|----------|-------|----------|
| 11/16/06 | A     | L, 77-67 |

**Southwest Baptist**  
UT Martin leads 2-0  
Home: 2-0

| Date     | H/A/N | Result   |
|----------|-------|----------|
| 1/11/82  | H     | W, 69-51 |
| 12/19/83 | H     | W, 99-81 |

**Spalding**  
UT Martin leads 1-0  
Home: 1-0

| Date    | H/A/N | Result   |
|---------|-------|----------|
| 12/5/05 | H     | W, 79-59 |

**Stephen F. Austin**  
Series tied 1-1  
Neutral: 1-1

| Date     | H/A/N | Result   |
|----------|-------|----------|
| 3/11/83* | N     | L, 83-70 |
| 12/6/96  | N     | W, 83-68 |

**Stetson**  
UT Martin leads 1-0  
Away: 1-0

| Date     | H/A/N | Result   |
|----------|-------|----------|
| 12/20/84 | A     | W, 75-61 |

**Stewart A.F. Base**  
UT Martin leads 1-0

| Date    | H/A/N | Result   |
|---------|-------|----------|
| 1954-55 | N/A   | W, 83-81 |

**TCU**  
TCU leads 1-0  
Neutral: 0-1

| Date     | H/A/N | Result         |
|----------|-------|----------------|
| 12/11/92 | N     | L, 75-67 (2OT) |

**Tennessee**  
Tennessee leads 5-0  
Away: 0-5

| Date     | H/A/N | Result   |
|----------|-------|----------|
| 11/26/93 | A     | L, 97-80 |
| 12/30/02 | A     | L, 77-50 |
| 11/18/08 | A     | L, 91-64 |
| 12/29/10 | A     | L, 68-62 |
| 11/9/21  | A     | L, 90-62 |

**Tennessee Doctors**  
UT Martin leads 1-0

| Date    | H/A/N | Result   |
|---------|-------|----------|
| 1958-59 | N/A   | W, 76-66 |

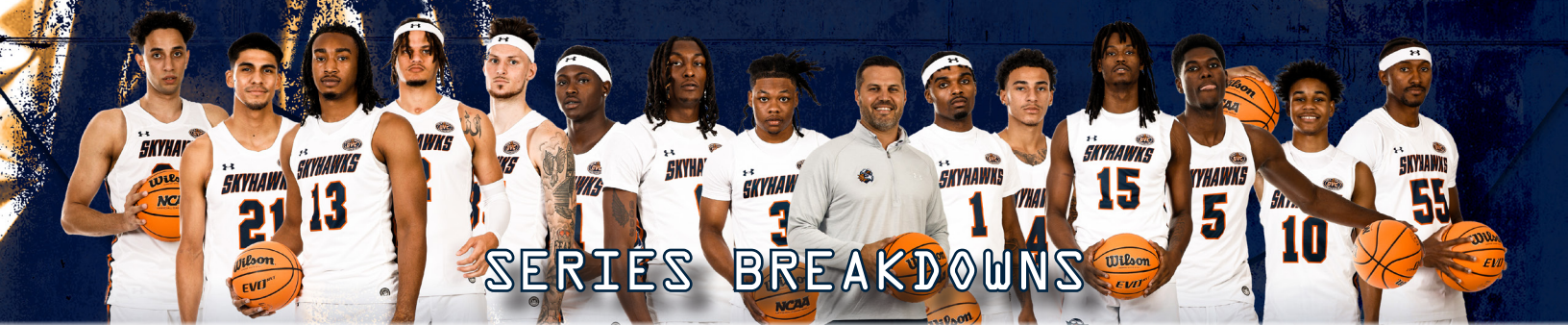
**Tennessee State**  
Tennessee State leads 37-30  
Home: 17-14  
Away: 12-23  
Neutral: 1-0

| Date     | H/A/N | Result         |
|----------|-------|----------------|
| 12/5/66  | A     | L, 64-51       |
| 12/8/76  | A     | W, 51-49       |
| 2/8/77   | H     | W, 65-63       |
| 12/3/77  | A     | L, 83-53       |
| 1/4/78   | H     | W, 66-58       |
| 1/3/79   | H     | L, 68-56       |
| 1/15/79  | A     | L, 83-67       |
| 1/14/80  | A     | L, 92-72       |
| 2/6/80   | A     | L, 83-76       |
| 12/22/80 | A     | L, 62-58       |
| 1/20/81  | H     | W, 68-67       |
| 1/23/92  | A     | L, 66-49       |
| 1/25/93  | A     | L, 85-67       |
| 2/15/93  | H     | L, 79-70       |
| 2/2/94   | A     | L, 94-79       |
| 2/9/94   | H     | L, 93-80       |
| 1/7/95   | A     | L, 78-66       |
| 2/8/95   | H     | L, 87-74       |
| 1/8/96   | A     | L, 83-78 (OT)  |
| 2/3/96   | H     | W, 71-67       |
| 1/11/97  | H     | W, 65-54       |
| 2/10/97  | A     | L, 86-84 (2OT) |
| 1/22/98  | A     | L, 74-70       |
| 2/19/98  | H     | L, 68-53       |
| 1/23/99  | H     | L, 67-56       |
| 2/20/99  | A     | L, 66-57 (OT)  |
| 1/18/00  | H     | W, 75-59       |
| 2/21/00  | A     | L, 74-71       |
| 1/25/01  | H     | L, 93-76       |
| 2/6/01   | A     | W, 93-77       |
| 1/12/02  | A     | W, 91-79       |
| 2/7/02   | H     | W, 84-78       |
| 1/11/03  | H     | W, 106-86      |
| 2/6/03   | A     | W, 95-75       |
| 1/22/04  | A     | W, 78-69       |
| 2/21/04  | H     | L, 81-72       |
| 1/20/05  | H     | L, 92-76       |
| 2/19/05  | A     | W, 74-68       |

|          |   |               |
|----------|---|---------------|
| 1/7/06   | A | L, 85-82      |
| 2/9/06   | H | W, 71-68      |
| 1/6/07   | H | W, 73-65      |
| 2/6/07   | A | W, 76-74      |
| 1/7/08   | A | W, 75-74      |
| 2/7/08   | H | W, 91-80      |
| 1/10/09  | H | W, 78-65      |
| 2/7/09   | A | W, 100-73     |
| 1/9/10   | A | L, 73-59      |
| 2/6/10   | H | L, 74-68      |
| 1/8/11   | H | L, 67-64      |
| 2/5/11   | A | L, 56-47      |
| 3/2/11*  | N | W, 68-64      |
| 12/29/11 | A | L, 83-67      |
| 1/26/12  | H | L, 72-59      |
| 1/10/13  | A | L, 80-48      |
| 1/13/14  | H | W, 100-81     |
| 2/26/15  | A | W, 69-52      |
| 2/25/16  | H | W, 72-56      |
| 1/7/17   | A | L, 76-65      |
| 12/28/17 | H | W, 63-60 (OT) |
| 1/31/19  | A | L, 68-67      |
| 3/2/19   | H | W, 91-86      |
| 1/9/20   | H | W, 87-74      |
| 1/7/21   | A | L, 74-62      |
| 1/6/22   | A | W, 94-78      |
| 2/5/22   | H | L, 69-61      |
| 1/12/23  | A | W, 77-66      |
| 2/23/23  | H | L, 88-82      |

**Tennessee Tech**  
Tennessee Tech leads 42-17  
Home: 10-17  
Away: 7-23  
Neutral: 0-2

| Date     | H/A/N | Result        |
|----------|-------|---------------|
| 12/14/68 | A     | L, 100-69     |
| 12/6/82  | A     | L, 102-89     |
| 2/3/92   | A     | L, 99-81      |
| 1/16/93  | H     | L, 81-76      |
| 2/6/93   | A     | L, 87-70      |
| 1/10/94  | A     | L, 70-62      |
| 2/7/94   | H     | W, 95-86      |
| 1/9/95   | H     | L, 81-80      |
| 2/6/95   | A     | L, 74-59      |
| 1/6/96   | A     | W, 78-74      |
| 2/5/96   | H     | W, 75-71      |
| 1/16/97  | A     | L, 70-59      |
| 1/25/97  | H     | L, 64-62 (OT) |
| 1/3/98   | A     | W, 82-69      |
| 1/29/98  | H     | L, 65-63      |
| 1/4/99   | H     | L, 56-46      |
| 1/30/99  | A     | L, 75-59      |
| 1/27/00  | H     | L, 82-74      |
| 2/24/00  | A     | L, 81-65      |
| 1/27/01  | A     | L, 92-84      |
| 2/24/01  | H     | L, 66-59      |
| 2/27/01* | A     | L, 69-58      |
| 1/21/02  | A     | L, 83-75      |
| 2/9/02   | H     | L, 75-68      |
| 1/20/03  | H     | L, 82-77      |
| 2/8/03   | A     | L, 87-77      |
| 3/4/03*  | A     | L, 76-62      |
| 2/14/04  | A     | L, 64-61      |
| 2/12/05  | H     | W, 59-56      |



# SERIES BREAKDOWNS

|          |   |                  |
|----------|---|------------------|
| 2/2/06   | H | W, 88-78         |
| 2/16/06  | A | L, 74-72         |
| 2/1/07   | A | L, 82-74         |
| 2/12/07  | H | L, 65-61         |
| 1/31/08  | H | L, 100-95        |
| 2/14/08  | A | W, 82-79         |
| 1/15/09  | A | W, 83-72         |
| 2/14/09  | H | W, 71-62         |
| 3/3/09*  | H | W, 93-75         |
| 1/14/10  | H | L, 76-63         |
| 2/13/10  | A | L, 70-61         |
| 1/13/11  | A | L, 109-105 (3OT) |
| 2/12/11  | H | L, 85-71         |
| 3/3/11*  | N | L, 83-59         |
| 12/31/11 | H | L, 85-62         |
| 2/21/13  | A | L, 83-68         |
| 2/20/14  | H | L, 91-83         |
| 1/15/15  | A | W, 63-60         |
| 1/13/16  | H | W, 96-90         |
| 2/1/17   | A | W, 75-46         |
| 1/27/18  | A | L, 63-55         |
| 2/9/19   | H | W, 77-58         |
| 2/6/20   | H | W, 74-62         |
| 2/20/20  | A | L, 78-65         |
| 2/6/21   | H | W, 66-64         |
| 1/15/22  | H | L, 76-70         |
| 2/26/22  | A | L, 88-75         |
| 1/7/23   | H | L, 84-80 (OT)    |
| 2/18/23  | A | W, 100-91        |
| 3/3/23*  | N | L, 78-63         |

## Tennessee Temple

Series tied 1-1  
Home: 1-1

| Date    | H/A/N | Result   |
|---------|-------|----------|
| 12/8/80 | H     | L, 74-62 |
| 12/9/95 | H     | W, 77-48 |

## Tennessee Wesleyan

Tenn. Wesleyan leads 5-0  
Home: 0-2  
Away: 0-2

| Date     | H/A/N | Result   |
|----------|-------|----------|
| 1959-60  | N/A   | L, 66-63 |
| 2/22/63* | A     | L, 79-67 |
| 2/19/64* | A     | L, 72-62 |
| 1968-69  | H     | L, 66-64 |
| 11/19/88 | H     | L, 98-94 |

## Texas Tech

Texas Tech leads 1-0  
Away: 0-1

| Date    | H/A/N | Result   |
|---------|-------|----------|
| 12/9/15 | A     | L, 68-49 |

## Trenton Independent

UT Martin leads 3-0

| Date    | H/A/N | Result    |
|---------|-------|-----------|
| 1955-56 | N/A   | W, 109-43 |
| 1956-57 | N/A   | W, 121-38 |
| 1956-57 | N/A   | W, 91-44  |

## Trevecca

UT Martin leads 1-0  
Home: 1-0

| Date     | H/A/N | Result    |
|----------|-------|-----------|
| 12/17/85 | H     | W, 101-85 |

## Troy

Troy leads 24-18  
Home: 15-6  
Away: 3-17  
Neutral: 0-1

| Date     | H/A/N | Result    |
|----------|-------|-----------|
| 1/31/72  | H     | W, 87-83  |
| 2/14/72  | A     | L, 84-75  |
| 2/23/72* | A     | L, 81-77  |
| 1/20/73  | A     | L, 103-85 |
| 2/10/73  | H     | W, 88-81  |
| 1/11/74  | A     | L, 74-61  |
| 2/15/74  | H     | W, 88-81  |
| 1/10/75  | H     | L, 74-70  |
| 2/15/75  | A     | L, 76-70  |
| 1/17/76  | A     | L, 63-53  |
| 2/20/76  | H     | W, 68-66  |
| 1/21/77  | A     | L, 60-56  |
| 2/25/77  | H     | W, 80-78  |
| 1/20/79  | A     | L, 60-54  |
| 2/24/79  | H     | L, 93-87  |
| 1/19/80  | H     | W, 67-63  |
| 2/23/80  | A     | L, 79-69  |
| 1/23/81  | H     | W, 67-65  |
| 1/31/81  | A     | L, 64-63  |
| 1/23/82  | H     | W, 67-55  |
| 2/13/82  | A     | W, 80-68  |
| 1/17/83  | H     | W, 93-77  |
| 2/14/83  | A     | W, 55-52  |
| 1/16/84  | A     | L, 82-64  |
| 2/13/84  | H     | W, 65-62  |
| 1/28/85  | H     | W, 73-71  |
| 1984-85* | H     | W, 50-47  |
| 1/13/86  | H     | W, 78-75  |
| 2/15/86  | A     | W, 83-81  |
| 1/10/87  | A     | L, 72-67  |
| 2/14/87  | H     | L, 81-78  |
| 1/25/88  | A     | L, 84-82  |
| 2/22/88  | H     | L, 79-71  |
| 1/21/89  | H     | L, 80-70  |
| 2/18/89  | A     | L, 81-61  |
| 1/27/90  | A     | L, 92-91  |
| 2/24/90  | H     | L, 98-89  |
| 1/12/91  | H     | W, 92-66  |
| 2/9/91   | A     | L, 103-85 |
| 1/18/92  | A     | L, 110-97 |
| 2/8/92   | H     | W, 110-97 |
| 11/20/21 | N     | L, 80-67  |

## Tulane

Tulane leads 1-0  
Away: 0-1

| Date    | H/A/N | Result   |
|---------|-------|----------|
| 12/5/18 | A     | L, 87-74 |

## Tusculum

Tusculum leads 3-1  
Away: 0-1  
Neutral: 0-2

| Date     | H/A/N | Result   |
|----------|-------|----------|
| 1961-62* | N/A   | W, 62-48 |
| 2/18/65* | A     | L, 82-70 |
| 2/25/66* | N     | L, 59-50 |
| 1966-67* | N     | L, 66-63 |

## UAB

Series tied 1-1  
Away: 1-1

| Date     | H/A/N | Result   |
|----------|-------|----------|
| 12/21/99 | A     | L, 91-84 |
| 11/27/11 | A     | W, 59-54 |

## UC Clermont

UT Martin leads 1-0  
Home: 1-0

| Date     | H/A/N | Result    |
|----------|-------|-----------|
| 12/10/17 | H     | W, 127-92 |

## UNC Asheville

UT Martin leads 3-2  
Home: 3-0  
Away: 0-2

| Date     | H/A/N | Result   |
|----------|-------|----------|
| 3/16/17  | H     | W, 89-75 |
| 12/1/18  | H     | W, 87-70 |
| 12/14/19 | A     | L, 91-72 |
| 12/14/21 | H     | W, 79-68 |
| 12/3/22  | A     | L, 90-83 |

## UNLV

UNLV leads 3-0  
Away: 0-3

| Date     | H/A/N | Result    |
|----------|-------|-----------|
| 12/17/02 | A     | L, 101-78 |
| 12/22/07 | A     | L, 74-48  |
| 11/30/13 | A     | L, 85-55  |

## USC

USC leads 3-0  
Home: 0-1  
Away: 0-2

| Date     | H/A/N | Result    |
|----------|-------|-----------|
| 11/22/91 | A     | L, 102-81 |
| 12/4/93  | H     | L, 78-72  |
| 11/28/08 | A     | L, 70-43  |

## USC Upstate

UT Martin leads 1-0  
Away: 1-0

| Date    | H/A/N | Result   |
|---------|-------|----------|
| 3/21/15 | A     | W, 60-49 |

## Union

UT Martin leads 33-22  
Home: 17-7  
Away: 7-12  
Neutral: 1-0

| Date     | H/A/N | Result    |
|----------|-------|-----------|
| 1954-55  | N/A   | W, 68-56  |
| 1954-55  | N/A   | W, 92-85  |
| 1955-56  | N/A   | W, 84-62  |
| 1955-56  | N/A   | L, 77-73  |
| 1956-57  | N/A   | L, 66-57  |
| 1956-57  | N/A   | W, 79-63  |
| 1957-58  | N/A   | W, 67-63  |
| 1958-59  | N/A   | W, 87-47  |
| 1958-59  | N/A   | W, 71-68  |
| 1958-59  | N/A   | L, 94-65  |
| 1959-60  | N/A   | W, 67-64  |
| 1959-60  | N/A   | W, 59-56  |
| 2/9/61   | A     | L, 67-61  |
| 1961-62  | A     | L, 92-81  |
| 1961-62  | H     | W, 98-73  |
| 2/11/63  | A     | L, 78-69  |
| 1/14/64  | A     | W, 69-65  |
| 2/3/64   | H     | L, 75-73  |
| 1/18/65  | H     | L, 67-62  |
| 2/13/65  | A     | L, 75-67  |
| 1965-66  | A     | L, 73-68  |
| 1965-66  | H     | W, 71-67  |
| 1/21/67  | H     | W, 61-57  |
| 2/16/67  | A     | W, 88-68  |
| 1/20/68  | H     | L, 77-73  |
| 2/15/68  | A     | L, 68-59  |
| 2/22/68  | A     | L, 66-64  |
| 1/18/69  | H     | L, 74-68  |
| 2/13/69  | A     | L, 73-72  |
| 1/17/70  | H     | W, 74-69  |
| 2/12/70  | A     | W, 67-65  |
| 2/18/70* | N     | W, 78-75  |
| 1/21/71  | A     | L, 84-78  |
| 2/4/71   | H     | L, 74-73  |
| 1/6/72   | H     | L, 78-69  |
| 2/19/72  | A     | L, 87-63  |
| 12/1/72  | A     | L, 87-78  |
| 1/11/73  | A     | W, 85-78  |
| 2/27/73  | H     | W, 106-80 |
| 1/17/74  | A     | W, 77-73  |
| 2/19/74  | H     | W, 95-78  |
| 12/7/74  | H     | W, 75-67  |
| 1/13/77  | A     | W, 73-57  |
| 2/1/77   | H     | W, 59-57  |
| 12/6/77  | A     | L, 95-86  |
| 1/16/78  | H     | W, 82-79  |
| 11/23/82 | H     | W, 90-68  |
| 11/19/83 | H     | W, 87-71  |
| 12/6/84  | H     | W, 96-71  |
| 12/5/85  | H     | W, 100-82 |
| 12/4/86  | H     | W, 95-90  |
| 12/3/87  | H     | W, 100-67 |
| 12/5/88  | H     | L, 88-82  |
| 12/16/89 | H     | W, 92-81  |
| 12/5/02  | H     | W, 72-60  |

2023-24 SKYHAWK MEN'S BASKETBALL



# SERIES BREAKDOWNS

## Union Frosh

Series tied 1-1

| Date    | H/A/N | Result   |
|---------|-------|----------|
| 1952-53 | N/A   | W, 63-61 |
| 1952-53 | N/A   | L, 65-55 |

## Univ. of Health Sciences & Pharmacy

UT Martin leads 1-0  
Home: 1-0

| Date    | H/A/N | Result    |
|---------|-------|-----------|
| 11/5/19 | H     | W, 106-48 |

## UTRGV

UT Martin leads 2-0  
Home: 1-0  
Away: 1-0

| Date     | H/A/N | Result   |
|----------|-------|----------|
| 12/11/15 | A     | W, 72-64 |
| 11/13/16 | H     | W, 88-80 |

## UT Southern

UT Martin leads 3-1

| Date    | H/A/N | Result   |
|---------|-------|----------|
| 1951-52 | N/A   | W, 69-53 |
| 1951-52 | N/A   | W, 77-62 |
| 1951-52 | N/A   | L, 47-40 |
| 1951-52 | N/A   | W, 51-40 |

## Valdosta State

Valdosta State leads 10-8  
Home: 6-4  
Away: 2-6

| Date    | H/A/N | Result        |
|---------|-------|---------------|
| 1/15/83 | H     | W, 90-84      |
| 2/12/83 | A     | W, 75-63      |
| 3/3/83* | H     | L, 77-76      |
| 1/12/84 | A     | L, 60-58      |
| 2/11/84 | H     | W, 94-68      |
| 1/26/85 | H     | W, 52-47      |
| 2/13/86 | H     | L, 108-95     |
| 2/22/86 | A     | W, 105-79     |
| 1/3/87  | H     | W, 84-80 (OT) |
| 1/8/87  | A     | L, 77-73      |
| 1/23/88 | A     | L, 73-63      |
| 2/20/88 | H     | W, 60-50      |
| 1/23/89 | H     | L, 103-61     |
| 2/20/89 | A     | L, 71-61      |
| 1/29/90 | A     | L, 79-74      |
| 2/26/90 | H     | W, 85-70      |
| 1/14/91 | H     | L, 59-57      |
| 2/11/91 | A     | L, 86-77      |

## Vanderbilt

Vanderbilt leads 5-0  
Away: 0-5

| Date     | H/A/N | Result    |
|----------|-------|-----------|
| 12/1/93  | A     | L, 102-66 |
| 11/26/97 | A     | L, 87-57  |
| 11/27/99 | A     | L, 87-64  |
| 11/29/03 | A     | L, 94-60  |
| 12/29/07 | A     | L, 92-85  |

## Vanderbilt Frosh

Vanderbilt Frosh leads 4-2

| Date    | H/A/N | Result   |
|---------|-------|----------|
| 1954-55 | N/A   | W, 75-58 |
| 1954-55 | N/A   | W, 62-56 |
| 1955-56 | N/A   | L, 90-69 |
| 1955-56 | N/A   | L, 93-65 |
| 1956-57 | N/A   | L, 72-48 |
| 1956-57 | N/A   | L, 84-70 |

## VCU

VCU leads 2-0  
Home: 0-1  
Away: 0-1

| Date     | H/A/N | Result   |
|----------|-------|----------|
| 12/5/94  | H     | L, 67-60 |
| 11/22/97 | A     | L, 69-42 |

## Virginia

Virginia leads 1-0  
Away: 0-1

| Date     | H/A/N | Result   |
|----------|-------|----------|
| 11/24/95 | A     | L, 84-65 |

## Virginia Tech

Virginia Tech leads 1-0  
Away: 0-1

| Date     | H/A/N | Result   |
|----------|-------|----------|
| 11/21/97 | A     | L, 71-55 |

## Webster

UT Martin leads 2-0  
Home: 2-0

| Date     | H/A/N | Result   |
|----------|-------|----------|
| 12/4/00  | H     | W, 66-60 |
| 11/26/05 | H     | W, 94-72 |

## West Alabama

West Alabama leads 21-19  
Home: 14-6  
Away: 7-13

| Date     | H/A/N | Result   |
|----------|-------|----------|
| 1/8/72   | H     | L, 92-71 |
| 2/12/72  | A     | L, 90-77 |
| 1/27/73  | A     | L, 96-95 |
| 2/17/73  | H     | W, 76-72 |
| 1/5/74   | H     | W, 85-69 |
| 2/8/74   | A     | L, 79-73 |
| 1/4/75   | A     | W, 77-52 |
| 2/8/75   | H     | W, 78-75 |
| 12/6/75  | H     | W, 80-60 |
| 2/14/76  | A     | L, 82-74 |
| 12/4/76  | A     | L, 78-76 |
| 1/29/77  | H     | W, 76-62 |
| 1/7/78   | H     | L, 75-71 |
| 2/11/78  | A     | L, 79-61 |
| 1/6/79   | A     | L, 92-70 |
| 2/10/79  | H     | L, 60-57 |
| 1/5/80   | H     | W, 74-69 |
| 2/9/80   | A     | L, 71-67 |
| 1/16/81  | A     | L, 72-66 |
| 1/24/81  | H     | L, 72-58 |
| 1/9/82   | H     | L, 41-40 |
| 2/20/82  | A     | L, 62-57 |
| 2/27/82* | A     | L, 49-47 |

|          |   |          |
|----------|---|----------|
| 1/8/83   | A | L, 64-61 |
| 2/5/83   | H | W, 76-65 |
| 1/7/84   | H | W, 92-71 |
| 2/4/84   | A | W, 91-72 |
| 12/10/84 | H | W, 47-37 |
| 2/11/85  | A | L, 50-48 |
| 1/6/86   | H | W, 76-65 |
| 2/3/86   | A | W, 74-71 |
| 2/21/87  | H | W, 69-64 |
| 1/9/88   | A | W, 75-65 |
| 2/6/88   | H | W, 76-65 |
| 1/9/89   | H | L, 57-50 |
| 2/6/89   | A | L, 72-70 |
| 1/15/90  | A | W, 58-52 |
| 2/12/90  | H | W, 71-61 |
| 1/21/91  | A | L, 70-69 |
| 2/16/91  | H | W, 53-50 |

## West Georgia

West Georgia leads 9-6  
Home: 2-5  
Away: 4-4

| Date    | H/A/N | Result        |
|---------|-------|---------------|
| 12/4/81 | A     | L, 59-57      |
| 1/5/85  | A     | W, 57-55      |
| 2/21/85 | H     | L, 73-67      |
| 1/18/86 | A     | W, 78-75      |
| 2/10/86 | H     | L, 78-74      |
| 1/17/86 | H     | L, 85-75      |
| 2/9/87  | A     | L, 105-91     |
| 1/2/88  | H     | W, 73-69      |
| 1/30/88 | A     | W, 82-80      |
| 12/8/88 | A     | L, 83-78      |
| 1/30/89 | H     | L, 90-86      |
| 1/8/90  | H     | L, 73-69 (OT) |
| 2/5/90  | A     | W, 86-69      |
| 1/28/91 | H     | W, 67-62      |
| 2/25/91 | A     | L, 88-76      |

## West Virginia State

UT Martin leads 1-0  
Neutral: 1-0

| Date     | H/A/N | Result   |
|----------|-------|----------|
| 12/22/01 | N     | W, 89-69 |

## Western Illinois

UT Martin leads 3-2  
Home: 1-1  
Away: 1-1  
Neutral: 1-0

| Date     | H/A/N | Result   |
|----------|-------|----------|
| 11/18/03 | N     | W, 96-67 |
| 11/21/18 | H     | W, 92-90 |
| 11/13/19 | A     | W, 98-91 |
| 12/20/20 | H     | L, 81-63 |
| 12/4/21  | A     | L, 81-64 |

## Western Kentucky

Western Kentucky leads 4-1  
Home: 1-0  
Away: 0-4

| Date     | H/A/N | Result   |
|----------|-------|----------|
| 11/30/91 | A     | L, 75-61 |
| 11/29/96 | A     | L, 73-56 |
| 1/26/98  | H     | W, 70-67 |

|          |   |          |
|----------|---|----------|
| 11/10/18 | A | L, 86-71 |
| 11/27/21 | A | L, 81-66 |

## Westminster

UT Martin leads 3-0  
Home: 3-0

| Date     | H/A/N | Result   |
|----------|-------|----------|
| 11/27/78 | H     | W, 95-83 |
| 2/2/80   | H     | W, 90-61 |
| 12/30/09 | H     | W, 71-59 |

## Wichita State

Wichita State leads 1-0  
Away: 0-1

| Date     | H/A/N | Result    |
|----------|-------|-----------|
| 11/16/19 | A     | L, 103-62 |

## William Penn

UT Martin leads 1-0  
Home: 1-0

| Date     | H/A/N | Result    |
|----------|-------|-----------|
| 11/27/82 | H     | W, 101-68 |

## William Woods

UT Martin leads 1-0  
Home: 1-0

| Date     | H/A/N | Result   |
|----------|-------|----------|
| 12/19/10 | H     | W, 87-57 |

## Williams Baptist

UT Martin leads 1-0  
Home: 1-0

| Date   | H/A/N | Result   |
|--------|-------|----------|
| 2/5/92 | H     | W, 85-70 |

## Winthrop

Winthrop leads 1-0  
Away: 0-1

| Date     | H/A/N | Result   |
|----------|-------|----------|
| 12/21/01 | A     | L, 86-60 |

## Wofford

Wofford leads 1-0  
Neutral: 0-1

| Date     | H/A/N | Result   |
|----------|-------|----------|
| 12/17/62 | N     | L, 66-59 |

## Wyoming

Wyoming leads 1-0  
Away: 0-1

| Date    | H/A/N | Result   |
|---------|-------|----------|
| 11/8/13 | A     | L, 78-60 |

## Yale

UT Martin leads 1-0  
Neutral: 1-0

| Date    | H/A/N | Result   |
|---------|-------|----------|
| 11/4/01 | N     | W, 99-87 |

## Youngstown State

Youngstown State leads 1-0  
Away: 0-1

| Date    | H/A/N | Result   |
|---------|-------|----------|
| 11/9/22 | A     | L, 90-72 |



# SECTION VI

THIS IS UT MARTIN

# KATHLEEN AND TOM ELAM CENTER



**LAST SEASON, THE SKYHAWKS' HOME  
CONFERENCE RIVAL TENNESSEE STATE**

**IT WAS THE FIRST NATIONALLY TELEVIEWED  
GAME AT THE KATHLEEN AND TOM ELAM CENTER  
AND WAS BROADCASTED LIVE ON THE ESPN FAMILY OF NETWORKS**




**ME CONTEST AGAINST OHIO VALLEY  
TE WAS SELECTED TO AIR ON ESPNU.**

**ISED MEN'S BASKETBALL GAME FROM  
R SINCE DEC. 28, 2017 AND THE FIRST  
WORKS SINCE JAN. 21, 2016.**





The mission of the UTM Skyhawk Strength and Conditioning program is to maximize the potential of the Student-Athletes by teaching work ethic, team values, discipline, and leadership. The number one goal is to create a safe environment for the Student-Athletes to excel at their sport through scientifically based strength and conditioning programs. The Training programs are designed to increase the Athlete's strength, speed, agility, flexibility, conditioning, and explosiveness – all components in developing a complete collegiate athlete.



Olympic sport student-athletes train in the recently updated Fieldhouse weight room and adjacent multi-purpose room known as “the blue room” The 3,500 square foot weight room’s renovation is highlighted by the Ecore Beast flooring that includes five inlay platforms highlighting UTM. In addition, updates included new Hammer Strength equipment, Eleiko barbells and a nutrition area to help support each Skyhawk athlete’s development. Continued upgrades are ongoing to provide UT Martin student-athletes the best possible environment to compete for championships and develop positive habits to live a healthy active lifestyle.

2023-24 UT MARTIN MEN'S BASKETBALL



**STRENGTH AND CONDITIONING**



2023-24 SKYHAWK MEN'S BASKETBALL

**NATIONAL STRENGTH AND CONDITIONING ASSOCIATION ALL-AMERICANS**

- 2015 Renate Meckl, Softball
- 2017 Carly Gonzales, Softball
- 2018 Katelyn Colvin, Soccer
- 2018 Savannah Dodson, Softball

- 2020 Aalia Bivens, Softball
- 2020 Brady Fry, Track and Field
- 2020 Jack Story, Golf
- 2020 Lexi Thomas, Soccer



DISTINGUISHED ALUMNI



**Left:** Lester Hudson ('09) became the first Skyhawk in history to be selected in the NBA Draft when he was drafted by the Boston Celtics in 2009. A two-time OVC Male Athlete of the Year, he led the UT Martin men's basketball team to its first-ever OVC regular season championship in 2008-09. The only player in NCAA Division-I history to accumulate a quadruple-double, he has suited up for the NBA's Boston Celtics (2009-10), Memphis Grizzlies (2009-10, 2011-12), Washington Wizards (2010-11), Cleveland Cavaliers (2011-12) and Los Angeles Clippers (2014-15) since graduating from UT Martin. He has since become one of the most popular players in the Chinese Basketball Association, winning a pair of Most Valuable Player awards.



**Above:** Heather Butler ('14) became the first player in UT Martin and Ohio Valley Conference history to play in the WNBA after signing with the San Antonio Stars. She left the Skyhawks as the program and conference's all-time leading scorer with 2,865 career points, ranking 16th in NCAA history. Her 392 career 3-pointers tied the NCAA all-time record while scoring double figures in all 129 games of her career, ranking as the second longest streak in history.



**Below:** Hunter Richardson ('18) is the only Skyhawk to earn All-OVC golf honors in all four seasons. He garnered OVC Player of the Year accolades in both 2017 and 2018, becoming just the eighth golfer to ever repeat as OVC Player of the Year. In July 2019, Richardson made his PGA Tour debut at the Barbasol Championship, held in Lexington, Ky., becoming the first-ever UT Martin golfer to play in a PGA Tour event.



**DISTINGUISHED ALUMNI**



**Above:** Skyhawk wide receiver Colton Dowell became the 13th UT Martin football player (first since 2013) to be selected in the NFL Draft after going in the seventh round at No. 228 overall to the Tennessee Titans in 2023.



**Above:** Alec Mills became the first player in UT Martin history to reach the Major League Baseball ranks when he made his debut with the Kansas City Royals in 2016. He made history on Sept. 13, 2020 when he tossed a no-hitter for the Chicago Cubs against the Milwaukee Brewers.

**UT MARTIN'S ALL-TIME OVC CHAMPIONSHIPS (JOINED IN 1992)**

- WOMEN'S TENNIS (1994)**
- WOMEN'S TENNIS (1995)**
- WOMEN'S BASKETBALL (1999)**
- VOLLEYBALL (2001)**
- VOLLEYBALL (2002)\*\***
- WOMEN'S TENNIS (2005)**
- FOOTBALL (2006)**
- WOMEN'S TENNIS (2006)**
- MEN'S BASKETBALL (2009)**
- SOFTBALL (2009)\***
- SOCCER (2009)**
- SOFTBALL (2010)**
- WOMEN'S BASKETBALL (2011)\***
- WOMEN'S TENNIS (2011)**
- SOCCER (2011)\***
- WOMEN'S BASKETBALL (2012)\*\***
- SOFTBALL (2012)\*\***
- SOCCER (2012)\*\***
- WOMEN'S BASKETBALL (2013)\***
- SOCCER (2013)**
- WOMEN'S BASKETBALL (2014)\*\***
- WOMEN'S BASKETBALL (2015)**
- WOMEN'S BASKETBALL (2016)**
- WOMEN'S TENNIS (2016)**
- MEN'S GOLF (2016)\***
- SOCCER (2018)**
- WOMEN'S BASKETBALL (2020)**
- WOMEN'S BASKETBALL (2021)**
- MEN'S GOLF (2021)**
- SOCCER (2021)**
- FOOTBALL (2021)**
- MEN'S GOLF (2022)**
- BEACH VOLLEYBALL (2022)\*\***
- FOOTBALL (2022)**
- VOLLEYBALL (2022)**
- BEACH VOLLEYBALL (2023)\*\***

\*OVC Tournament Championship  
 \*\*Team Won Both OVC Regular-Season and Tournament Titles

**2023-24 SKYHAWK MEN'S BASKETBALL**



# DISTINGUISHED ALUMNI



**JERRY REESE**  
 Former New York Giants  
 Senior VP and General Manager  
 2-time Super Bowl Champion



**PAT HEAD SUMMITT**  
 Tennessee Lady Vols Basketball  
 Head Coach Emeritus  
 8-time NCAA Champion

- Ed Jones ('32) served as Commissioner of Agriculture (1949-53) and U.S. Representative (1969-89)
- Dr. Margaret Perry ('61) is chancellor emeritus of UT Martin and was the first female head of a Tennessee four-year college or university.
- Dr. Shirley Raines ('67) served as president of the University of Memphis from 2001-13.
- Dr. Nick Dunagan ('68) is chancellor emeritus of UT Martin
- Dr. C. Pat Taylor ('68) served as president of Southwest Baptist University from 1996-2018.
- Roy Herron ('75) served as a Tennessee State Senator for 16 years and 10 years as a State Representative.
- Dr. Lendley C. Black ('75) is chancellor at the University of Minnesota Duluth
- Dr. Christy Shaffer ('81) is president and CEO of Inspire Pharmaceuticals, Inc., in Durham, N.C.
- Peter Hoffman ('82) is vice president of intellectual property management for The Boeing Company.
- Bill Rhodes ('87) is the chairman, president and CEO of AutoZone.
- Van Jones ('90) is an Emmy Award-winning CNN political analyst, author, lawyer and civil rights advocate. Served as President Obama's Special Advisor for Green Jobs in 2009.
- Chris Brinkley ('00) is a globally known audiobook narrator, radio personality, voiceover artist and NCAA sports broadcaster.
- Scottie Nell Hughes ('02) is the director of the Tea Party News Network and former CNN political commentator
- Andy Holt ('07) served in the Tennessee House of Representative, representing District 76 from 2011-20.
- Bradley Gregg ('11) is a mechanical engineer at NASA Johnson Space Center.



**LIN DUNN**  
 Retired Indiana Fever  
 Head Basketball Coach  
 2012 WNBA Champion

**LEONARD HAMILTON**  
 Florida State University  
 Head Men's Basketball Coach  
 1995 National Coach of the Year





## OVC SCHOLAR-ATHLETES

The winners are selected from a group of nominees by OVC Faculty Athletics Representatives. To be eligible, honorees must have at least a 3.25 GPA and conduct themselves in a manner which has brought credit to the student-athlete, his or her institution, intercollegiate athletics and the OVC.

|                |                          |                           |
|----------------|--------------------------|---------------------------|
| <b>1994-95</b> | <b>ANNA DAVIS</b>        | <b>WOMEN'S TENNIS</b>     |
|                | <b>CAROLINE GROVES</b>   | <b>WOMEN'S TENNIS</b>     |
| <b>1996-97</b> | <b>KLAS BRUNSKOG</b>     | <b>MEN'S TENNIS</b>       |
|                | <b>ANGELA OLSEN</b>      | <b>WOMEN'S TENNIS</b>     |
| <b>1997-98</b> | <b>ARTHUR CASTLE</b>     | <b>MEN'S BASKETBALL</b>   |
| <b>2001-02</b> | <b>KELLY PENDLETON</b>   | <b>WOMEN'S BASKETBALL</b> |
| <b>2002-03</b> | <b>RACHEL AHLERS</b>     | <b>VOLLEYBALL</b>         |
| <b>2004-05</b> | <b>BRADY WAHLBERG</b>    | <b>FOOTBALL</b>           |
| <b>2005-06</b> | <b>CHAD MCMAHAN</b>      | <b>FOOTBALL</b>           |
| <b>2007-08</b> | <b>ANDREY YESPOV</b>     | <b>MEN'S TENNIS</b>       |
| <b>2008-09</b> | <b>JAMIE FURSTENBERG</b> | <b>SOCCER</b>             |
| <b>2009-10</b> | <b>CODY TERRY</b>        | <b>BASEBALL</b>           |
| <b>2010-11</b> | <b>JENNA MILLER</b>      | <b>VOLLEYBALL</b>         |
| <b>2011-12</b> | <b>LEAH TAYLOR</b>       | <b>SOFTBALL</b>           |
| <b>2012-13</b> | <b>HEATHER BUTLER</b>    | <b>WOMEN'S BASKETBALL</b> |
| <b>2014-15</b> | <b>BEN REEVES</b>        | <b>GOLF</b>               |
|                | <b>KATIE SCHUBERT</b>    | <b>WOMEN'S BASKETBALL</b> |
| <b>2016-17</b> | <b>JOE MARTIN</b>        | <b>RIFLE</b>              |
| <b>2021-22</b> | <b>TAKEEM YOUNG</b>      | <b>FOOTBALL</b>           |



## OVC COMMISSIONER'S HONOR ROLL

The OVC Commissioner's Honor Roll is presented annually to student-athletes who have at least a 3.25 GPA, are eligible and are on the team throughout the competitive season in their chosen NCAA-sponsored sport(s). Since joining the OVC in 1992, a total of 2,745 UT Martin student-athletes have been named to the prestigious list.

| YEAR    | TOTAL | YEAR    | TOTAL | YEAR    | TOTAL |
|---------|-------|---------|-------|---------|-------|
| 1993-94 | 48    | 2003-04 | 81    | 2013-14 | 109   |
| 1994-95 | 62    | 2004-05 | 78    | 2014-15 | 100   |
| 1995-96 | 68    | 2005-06 | 81    | 2015-16 | 83    |
| 1996-97 | 41    | 2006-07 | 81    | 2016-17 | 116   |
| 1997-98 | 38    | 2007-08 | 85    | 2017-18 | 130   |
| 1998-99 | 52    | 2008-09 | 73    | 2018-19 | 128   |
| 1999-00 | 50    | 2009-10 | 70    | 2019-20 | 191   |
| 2000-01 | 58    | 2010-11 | 93    | 2020-21 | 181   |
| 2001-02 | 65    | 2011-12 | 114   | 2021-22 | 161   |
| 2002-03 | 82    | 2012-13 | 116   | 2022-23 | 124   |



## OVC MEDAL OF HONOR

The OVC Medal of Honor is given annually to the student-athlete(s) who achieve the highest GPA (4.0) in a Conference-sponsored sport. Since joining the OVC in 1992, UT Martin student-athletes have claimed 381 Medals of Honor.

| YEAR    | TOTAL | YEAR    | TOTAL |
|---------|-------|---------|-------|
| 1993-94 | 4     | 2008-09 | 8     |
| 1994-95 | 4     | 2009-10 | 12    |
| 1995-96 | 8     | 2010-11 | 15    |
| 1996-97 | 8     | 2011-12 | 16    |
| 1997-98 | 7     | 2012-13 | 17    |
| 1998-99 | 5     | 2013-14 | 22    |
| 1999-00 | 7     | 2014-15 | 16    |
| 2000-01 | 6     | 2015-16 | 8     |
| 2001-02 | 7     | 2016-17 | 20    |
| 2002-03 | 12    | 2017-18 | 17    |
| 2003-04 | 11    | 2018-19 | 19    |
| 2004-05 | 7     | 2019-20 | 21    |
| 2005-06 | 8     | 2020-21 | 23    |
| 2006-07 | 9     | 2021-22 | 28    |
| 2007-08 | 13    | 2022-23 | 23    |

2023-24 SKYHAWK MEN'S BASKETBALL



# ATLETIC DIRECTOR

## KURT MCGUFFIN SEVENTH YEAR • KANSAS STATE, 1996



Kurt McGuffin was officially named the 15th University of Tennessee at Martin's director of intercollegiate athletics on May 22, 2017. The 2023-24 academic year is his seventh season at the helm of Skyhawk Athletics.

During his UT Martin tenure, McGuffin has overseen multiple Ohio Valley Conference championship programs while implementing significant facility upgrades across the board. Last season, the Skyhawks equaled their highest finish in the OVC Commissioner's Cup standings in school history while also producing a departmental Grade Point Average above 3.20 for the seventh consecutive semester. The 2021-22 season marked the first time in school history that four different athletic programs won OVC championships (soccer, football, golf, beach volleyball). Academically, UT Martin Athletics shattered a school record with 191 OVC Commissioner's Honor Roll recipients in 2019-20, 28 OVC Medal of Honor winners in 2021-22 and set a new departmental record for Grade Point Average during five consecutive semesters, culminating in a 3.33 in Spring 2022. Skyhawk Athletics has also been at the forefront of community service, as representatives from over 10 teams were in the middle of cleanup efforts during the aftermath of the tornado that touched down in nearby Dresden in December 2021.

McGuffin has 25 years of experience in the collegiate athletics forum, including nearly six years as athletics director at Missouri Western State University, an NCAA Division II school located in St. Joseph, Mo. Before leading the Griffon athletics department in 2011, he also spent time as an assistant athletics director for development at the University of Colorado (2010-11), as a senior associate athletic director for external operations at Kansas State University (2000-10) and as an assistant director of athletics for development at the University of Idaho-Moscow (1999-2000).

In his time at Missouri Western, McGuffin achieved the highest student-athlete grade point average in the history of the school while also setting an all-time high for graduation rate and community service hours. He significantly increased revenue generation to annual and endowment giving by 30 percent and he launched a capital campaign that produced five of the top 10 gifts in university history, finishing off \$13 million in building enhancements in the spring of 2016. In addition, he successfully added six additional sports to bring the total to 16 while collaborating to initiate a Master's program in Sport Business Management – which added 20 graduate assistants to his staff.

McGuffin oversaw six Mid-America Intercollegiate Athletics Association championship squads in his tenure at Missouri Western. That includes the Griffon football program winning its first ever outright MIAA championship in 2012, a year where they also made the deepest postseason run in school history into the Division II quarterfinals. The Missouri Western baseball team claimed its first-ever MIAA title in 2013, the women's basketball team won the MIAA regular season in 2015-16 while the Griffon softball program racked up three conference championships (2014 tournament, 2016 regular season, 2016 tournament) in McGuffin's tenure. During the 2016-17 academic year, the Missouri Western baseball team qualified for the NCAA Tournament in back-to-back seasons (2016-17) for the first time in program history while the Griffon softball program made it to their fourth straight NCAA Regional. The women's golf program also saw freshman Chong Yong advance to the NCAA Championships, becoming the first individual in school history to accomplish that feat.

McGuffin also sustained previous successful programs and experienced growth in resources across the board at Missouri Western. He hired head coaches to lead the Griffon volleyball program to its highest win total since the mid-1990's and earning the most MIAA victories in program history in 2014. The Missouri Western tennis squad also took a new direction under McGuffin, resulting in its first winning season in more than a decade in 2014-15. The Griffon soccer program has also shattered over 20 school records while making its first ever postseason appearance in 2014 while the women's golf program advanced to its first ever NCAA Championship berth in 2016. As a direct result, McGuffin led the Missouri Western charge into the top-100 in the Learfield Cup standings, elevating the program from its 287 ranking when he took over.

Facility improvements were also paramount in McGuffin's success at Missouri Western. He raised nearly \$8 million for a total renovation of Spratt Memorial Stadium while also helping construct a state-of-the-art women's soccer locker room and the Zack and Mary Workman Academic Success Center in 2014.

The upgrades to Spratt Memorial Stadium were instrumental in Missouri Western remaining as the summer home of the NFL's Kansas City Chiefs since 2010. McGuffin led the charge in 2014 as the Chiefs and Missouri Western announced an extension for St. Joseph as the sole training location through the 2017 season.

At Colorado, McGuffin created and implemented a new annual giving program which increased total giving by 15 percent. He added over 600 new members in the first year by establishing fundraising goals, implementing a new donor database, revamping the process of daily donations and planning special events. He also assisted with fundraising and development of a brand new \$12 million sport court practice facility while taking part in a \$1.5 billion university capital campaign.

In addition to his title as senior associate athletic director for external operations at Kansas State, McGuffin also served as the associate athletic director for development, the assistant athletic director for annual giving and the assistant director of athletic development in his decade in Manhattan. He completed over \$25 million in facility enhancements while also leading a \$90 million "Changing Lives Campaign." He also increased annual giving by 50 percent and endowments by over 70 percent.

McGuffin was the sport administrator for the Wildcat men's basketball, men's and women's golf and the men's and women's cross country/track and field programs. He led the development and implementation of a department-wide strategic plan while overseeing all external units (including development, ticketing, marketing and communication) responsible for a revenue of over \$28 million and budgets of \$12 million.

McGuffin led marketing campaigns that resulted in the largest football season-opening crowd in Kansas State history while also heading a sales group that sold out men's basketball games in three out of four seasons. In his tenure, the Wildcat women's basketball and volleyball programs were each in the top-10 nationally in attendance.

Before his first full-time role in athletics administration at Idaho-Moscow, McGuffin also was a graduate assistant for fundraising at Wichita State University, the director of men's basketball operations at Eastern Washington University and the head men's basketball student assistant at Kansas State.

McGuffin is a proud member of the National Association of College Directors of Athletics (NACDA) and the National Association of Development Directors (NADD). He is currently serving as chair of the NCAA Division I Women's Softball Committee and has also spent time on the NCAA Men's Golf Ranking Committee, the NCAA Men's Basketball Committee and the NCAA Women's Basketball Committee. In addition to the NCAA Softball Committee, he is currently serving as 2nd Vice President on the NACDA Football Championship Subdivision Athletic Directors Association Executive Committee. He was chair of the OVC Council of Directors of Athletics during the 2020-21 academic year.

An Iola, Kan. native, McGuffin graduated from Kansas State with a bachelor of science degree in education in 1996. He obtained his Master of Science degree in education from Wichita State in 1999. He is married to the former Jessica Whisler of Goodland, Kan. and the couple has three children – Bryce, Brett and Brea.

2023-24 UT MARTIN MEN'S BASKETBALL

# PRESEASON ALL-



*KK CURRY*

**758**  
CAREER POINTS

*JORDAN SEARS*

**982**  
CAREER POINTS





# UT MARTIN SKYHAWKS

## 2023-24 MEN'S BASKETBALL SCHEDULE

### NOVEMBER

|    |                                   |       |
|----|-----------------------------------|-------|
| 6  | CHAMPION CHRISTIAN                | 6 PM  |
| 11 | AT MISSISSIPPI STATE              | TBA   |
| 13 | BRESCIA                           | 6 PM  |
| 17 | AT EASTERN KENTUCKY               | 6 PM  |
| 19 | VS. PRAIRIE VIEW A&M <sup>^</sup> | 12 PM |
| 22 | NORTH ALABAMA                     | 2 PM  |
| 25 | AT CHICAGO STATE                  | 2 PM  |
| 30 | AT RICE                           | 7 PM  |

### DECEMBER

|    |                     |         |
|----|---------------------|---------|
| 2  | AT MCNEESE          | 2 PM    |
| 10 | ECCLESIA            | 2 PM    |
| 12 | AT NC STATE         | 6 PM    |
| 18 | AT EVANSVILLE       | 7 PM    |
| 20 | WILLIAM WOODS       | 2 PM    |
| 28 | AT TENNESSEE STATE* | 7:30 PM |
| 30 | AT TENNESSEE TECH*  | 3 PM    |

### JANUARY

|    |                     |         |
|----|---------------------|---------|
| 4  | EASTERN ILLINOIS*   | 7:30 PM |
| 11 | WESTERN ILLINOIS*   | 7:30 PM |
| 13 | LITTLE ROCK*        | 3:30 PM |
| 18 | AT MOREHEAD STATE*  | 6 PM    |
| 25 | SOUTHEAST MISSOURI* | 7:30 PM |
| 27 | LINDENWOOD*         | 3:30 PM |

### FEBRUARY

|    |                        |         |
|----|------------------------|---------|
| 1  | AT EASTERN ILLINOIS*   | 7:30 PM |
| 3  | AT SIUE*               | 3:30 PM |
| 6  | AT LITTLE ROCK*        | 7 PM    |
| 10 | AT WESTERN ILLINOIS*   | 3:30 PM |
| 15 | SOUTHERN INDIANA*      | 7:30 PM |
| 17 | MOREHEAD STATE*        | 3:30 PM |
| 22 | AT LINDENWOOD*         | 7:30 PM |
| 24 | AT SOUTHEAST MISSOURI* | 3:45 PM |
| 29 | TENNESSEE TECH*        | 7:30 PM |

### MARCH

|     |                      |         |
|-----|----------------------|---------|
| 2   | TENNESSEE STATE*     | 3:30 PM |
| 6-9 | AT OVC CHAMPIONSHIP+ | TBA     |

<sup>^</sup> RICHMOND, KY.

\* OHIO VALLEY CONFERENCE GAME

+ FORD CENTER - EVANSVILLE, IND.

ALL TIMES LISTED IN CST AND SUBJECT TO CHANGE

HOME GAMES ARE IN BLUE