



UT MARTIN SKYHAWKS

2022-23 MEN'S BASKETBALL

MBB SID CONTACT: RYNE RICKMAN
EMAIL: RRRICKMAN@UTM.EDU
OFFICE PHONE: (731) 881-7632
CELL PHONE: (270) 703-2601
WEBSITE: WWW.UTMSPORTS.COM
FACEBOOK: /UTMSPORTS
TWITTER: @UTMSPORTS

SCHEDULE

Date.....	Opponent.....	Time
Nov. 7.....	at Pitt.....	L, 80-58
Nov. 9.....	at Youngstown State.....	L, 90-72
Nov. 12.....	CHAMPION CHRISTIAN... W, 124-65	
Nov. 15.....	HARRIS-STOWE.....	W, 96-53
Nov. 18.....	at Ole Miss.....	L, 72-68
Nov. 20.....	PRAIRIE VIEW A&M.....	W, 80-79
Nov. 22.....	at Arkansas State.....	L, 70-64
Nov. 28.....	MCNEESE.....	W, 86-83
Dec. 3.....	at UNC Asheville.....	L, 90-83
Dec. 11.....	CHICAGO STATE.....	W, 75-74 ^(OT)
Dec. 13.....	BETHEL.....	W, 103-75
Dec. 17.....	at Bowling Green.....	W, 75-67
Dec. 19.....	CROWLEY'S RIDGE.....	W, 120-59
Dec. 29.....	at Little Rock*.....	L, 88-74
Dec. 31.....	MOREHEAD STATE*.....	W, 64-57
Jan. 5.....	SOUTHEAST MISSOURI*... W, 87-82	
Jan. 7.....	TENNESSEE TECH*.....	L, 84-80 ^(OT)
Jan. 12.....	at Tennessee State*.....	8 p.m.
Jan. 14.....	at Southern Indiana*.....	7:30 p.m.
Jan. 19.....	at Southeast Missouri*.....	7 p.m.
Jan. 21.....	EASTERN ILLINOIS*.....	3:30 p.m.
Jan. 26.....	LINDENWOOD*.....	8 p.m.
Jan. 28.....	SOUTHERN INDIANA*.....	3:30 p.m.
Feb. 2.....	at SIUE*.....	6 p.m.
Feb. 4.....	at Lindenwood*.....	3:30 p.m.
Feb. 9.....	at Eastern Illinois*.....	7:30 p.m.
Feb. 11.....	LITTLE ROCK*.....	3:30 p.m.
Feb. 16.....	SIUE*.....	8 p.m.
Feb. 18.....	at Tennessee Tech*.....	3 p.m.
Feb. 23.....	TENNESSEE STATE*.....	8 p.m.
Feb. 25.....	at Morehead State*.....	2 p.m.
March 1-4....	OVC Championship+.....	TBA

HOME GAMES IN ALL CAPS AND BOLD

* Ohio Valley Conference Game

+ Ford Center - Evansville, Ind.

Times are listed in Central time

SKYHAWKS BEGIN THREE-GAME OVC ROAD SWING WITH TRIP TO MUSIC CITY AGAINST TSU TIGERS



UT MARTIN
SKYHAWKS
Record: 10-7

Ohio Valley: 2-2

Away: 1-6

Last 5: 3-2

Last 10: 7-3

Avg. PPG: 82.9

Def. PPG: 74.6

TOP SCORER

#45 Parker Stewart
17.1 PPG

TOP REBOUNDER

#5 Chris Nix
6.4 RPG

TOP PASSER

#3 Jordan Sears
2.5 APG

HEAD COACH

Ryan Ridder
Embry-Riddle, 2008

Second Season

Overall: 161-102

At UTM: 18-29



TENNESSEE STATE
TIGERS
Record: 10-7

Ohio Valley: 2-2

Home: 8-2

Last 5: 3-2

Last 10: 6-4

Avg. PPG: 79.1

Def. PPG: 73.6

TOP SCORER

#4 Jr. Clay
17.7 PPG

TOP REBOUNDER

#10 Adong Makoui
5.2 RPG

TOP PASSER

#4 Jr. Clay
4.8 APG

HEAD COACH

Brian "Penny" Collins
Belmont, 2006

Fifth Season

Overall: 55-80

At TSU: Same

ALL-TIME SERIES HISTORY

Tennessee State leads 36-29

Last Meeting.....Feb. 5, 2022

Game Result.....TSU 69, @UTM 61

Series Streak.....TSU W1

First Meeting.....Dec. 5, 1966

UTM vs. TSU in Nashville.....11-23

Streak in Nashville.....UTM W1

PLAYER TO WATCH

#2 KJ Simon
Senior Guard
Orlando, Fla.

Simon pumped in a team-best 19 points on Saturday against Tennessee Tech on his way to scoring the 1,000th point of his collegiate career. The high-scoring southpaw boasts 765 points over 46 career games in a Skyhawk uniform, averaging 16.6 points per contest in that two-year span. Simon ranks fourth in the OVC in scoring (16.1 points per game), seventh in steals (1.6 per game) and ninth in blocks (0.9 per game).



SETTING THE STAGE

The first of three straight Ohio Valley Conference road contests for the University of Tennessee at Martin men's basketball team takes place in Nashville as the Skyhawks pay a visit to the Tennessee State Tigers.

UT Martin will look for a little déjà vu in the Music City as the Skyhawks defeated Tennessee State in the Gentry Center last season, soaring to a 94-78 triumph. In that game, UT Martin buried 12 treys while shooting 54.5 percent from three-point land, committing only five turnovers. KJ Simon (21 points), Chris Nix (12 points) and Josh Endicott (12 points, team-high six rebounds) helped pace the Skyhawks to the victory.

Simon was electric in both of his performances against the Tigers in 2021-22, averaging 21.0 points, 4.5 blocks, 4.0 rebounds, 3.0 assists and 2.5 steals per contest. Nix also averaged 15.0 points on a sizzling 57.9 percent shooting (11-for-19) effort against Tennessee State last season while Parker Stewart (31 points, four rebounds and three assists) excelled in his lone career game against the Tigers on Jan. 9, 2020.

The Skyhawks are coming off a tight 84-80 overtime home setback against Tennessee Tech on Saturday. Simon registered his 1,000th career collegiate point on the way to a team-best 19 points while Stewart (18 points) and Koby Jeffries (career-best 15 points) also led the charge for UT Martin in a game that featured 16 ties and four lead changes.

Tennessee State earned a 60-57 road win at Lindenwood on Saturday, receiving game-highs of 22 points, four assists and four steals out of Jr. Clay. The Tigers held the Lions to 23.1 percent shooting (3-of-13) from three-point range.

Clay has been on fire to open the OVC campaign as the Tennessee Tech transfer tops the league in scoring (17.7 points per game) and assists (4.7 per contest) while chipping in an OVC-best 2.8 steals per outing against league foes.

PROBABLE STARTING LINEUPS

TENNESSEE STATE

#1 Marcus Fitzgerald, Jr.
14.7 ppg, 3.6 rpg, 3.2 apg

#4 Jr. Clay
17.7 ppg, 3.9 rpg, 4.8 apg

#10 Adong Makoui
9.8 ppg, 5.2 rpg, 0.5 apg

#13 Zool Kueth
3.6 ppg, 2.9 rpg, 0.5 apg

#20 Dedric Boyd
10.7 ppg, 2.1 rpg, 0.3 apg

UT MARTIN

#0 KK Curry
9.4 ppg, 6.4 rpg, 0.6 apg

#1 Koby Jeffries
5.3 ppg, 2.5 rpg, 2.5 apg

#2 KJ Simon
16.1 ppg, 4.3 rpg, 2.3 apg

#5 Chris Nix
6.4 ppg, 6.4 rpg, 1.6 apg

#45 Parker Stewart
17.1 ppg, 4.5 rpg, 2.4 apg



UT MARTIN SKYHAWKS ROSTER



Front Row (L to R): Jordan Sears, Parker Stewart, KJ Simon, Desmond Williams, Grant Hurst, Dylan Pumpian.
Back Row (L to R): Josiah Morris, KK Curry, Jalen Myers, Chris Nix, Josh Endicott, David Kamwanga, Rifen Miguel, Koby Jeffries.

No.	Name	Pos.	Ht.	Wt.	Class	Hometown (Previous School)
0	KK Curry	F	6-6	205	Jr.	Cleveland, Tenn. (South Alabama)
1	Koby Jeffries	G	6-3	190	R-So.	Memphis, Tenn. (UAB)
2	KJ Simon	G	6-3	195	Sr.	Orlando, Fla. (Bethune-Cookman)
3	Jordan Sears	G	5-11	175	So.	Daytona Beach, Fla. (Gardner-Webb)
4	Josh Endicott	F	6-9	205	Sr.	Baxter, Tenn. (North Florida)
5	Chris Nix	F	6-9	220	R-Jr.	Bellevue, Tenn. (Columbia State CC)
10	Desmond Williams	G	6-1	180	Jr.	Montgomery, Ala. (Troy)
11	Grant Hurst	G	6-2	180	So.	Cleveland, Tenn. (Cleveland HS)
13	Dylan Pumpian	G	6-1	175	So.	Marietta, Ga. (Walton HS)
20	Josiah Morris	F	6-6	215	So.	Mount Washington, Ky. (Central Kentucky HomeSchool)
22	Rifen Miguel	F	6-8	240	Sr.	Luanda, Angola (Troy)
23	Jalen Myers	F	6-8	195	So.	Madison, Ala. (Hinds CC)
45	Parker Stewart	G	6-5	205	Gr.	Union City, Tenn. (Indiana)
55	David Kamwanga	F	6-7	220	So.	Kinshasa, DR Congo (Fork Union Military Academy)

Head Coach: Ryan Ridder (Embry-Riddle, 2008), Second Season at UT Martin, 10th Season Overall

Assistant Coach: Denver Cobb (Embry-Riddle, 2009), Second Season

Assistant Coach/Recruiting Coordinator: Erik Buggs (Valparaiso, 2013), Second Season

Assistant Coach: Reed Ridder (Embry-Riddle, 2016), First Season

Special Assistant to the Head Coach: Dantiel Daniels (Colorado State, 2016), Second Season

Director of Player Development: Deonte Johnson (UT Martin, 2018), Third Season

Director of Basketball Operations: Austin Nisbett (Duke, 2021), First Season

Graduate Assistant: Alston Jones (Embry-Riddle, 2020), First Season

PRONUNCIATION GUIDE

13.....Dylan Pumpy-en
 22.....Rye-fin Migg-ell
 55.....David Kam-wahn-guh
 SAHC....Dan-teal Daniels
 DOPD ...Dee-on-tay Johnson



UT MARTIN SKYHAWKS

PLAYER CAPSULES



0



KK CURRY

F • 6-6 • 205 • Jr. • Cleveland, Tenn. • South Alabama

GP	PPG	RPG	APG	BPG	SPG	MPG
17	9.4	6.4	0.6	0.6	1.4	24.4

FG%: .615 • 3FG%: .400 • FT%: .726

- Ranks second in the OVC in field goal percentage and eighth in rebounding
- Had 10 points and 5 rebounds against TSU in the Elam Center on Feb. 5, 2022
- Posted his second straight double-double (season-high 15 points, 13 rebounds) vs. SEMO
- Collected 14 points and a career-best 16 rebounds against Morehead State

1



KOBY JEFFRIES

G • 6-3 • 190 • R-Sr. • Memphis, Tenn. • UAB

GP	PPG	RPG	APG	BPG	SPG	MPG
17	5.3	2.5	2.5	0.3	0.5	18.9

FG%: .456 • 3FG%: .190 • FT%: .706

- Ranks ninth in OVC play in FT% (.833)
- Coming off a career-best 15 points, 4 assists and 2 boards vs. Tennessee Tech
- Scored 11 points off the bench vs. SEMO
- Posted 11 points (on 5-of-7 shooting) in only 22 minutes at UNC Asheville
- Was the only Skyhawk to start in all 30 games last season, leading team in assists

2



KJ SIMON

G • 6-3 • 195 • Sr. • Orlando, Fla. • Bethune-Cookman

GP	PPG	RPG	APG	BPG	SPG	MPG
16	16.1	4.3	2.3	0.9	1.6	27.6

FG%: .461 • 3FG%: .317 • FT%: .590

- Ranks fourth in the OVC in scoring, seventh in steals and ninth in blocks
- Averaged 21.0 ppg, 4.5 bpg, 4.0 rpg, 3.0 apg and 2.5 spg in 2 games vs. TSU last year
- Scored 1,000th career point Saturday vs. TTU
- Recorded season-bests of 24 points, 7 rebounds and 2 blocks at Little Rock
- Voted Preseason OVC Player of the Year

3



JORDAN SEARS

G • 5-11 • 175 • So. • Daytona Beach, Fla. • Gardner-Webb

GP	PPG	RPG	APG	BPG	SPG	MPG
16	10.7	3.1	2.5	0.3	1.3	24.4

FG%: .447 • 3FG%: .366 • FT%: .754

- Did not play against TTU due to injury
- Equaled season-highs of 18 points and 5 assists against Morehead State
- Tied a season-high with 18 points plus had 5 rebounds, 4 assists and 3 steals at BGSU
- Had 493 career points in 2 years at GWU
- Was a prep standout at Mainland High School, the alma mater of Vince Carter

4



JOSH ENDICOTT

F • 6-9 • 205 • Sr. • Baxter, Tenn. • North Florida

GP	PPG	RPG	APG	BPG	SPG	MPG
14	2.9	3.1	0.4	0.3	0.1	12.9

FG%: .424 • 3FG%: .182 • FT%: .733

- Posted 12 points, 6 rebounds and 2 assists in just 19 minutes at TSU on Jan. 6, 2022
- Had 4 points, 2 rebounds and a career-high 2 blocks in 11 minutes Saturday vs. TTU
- Drew a start and tallied season-highs of 9 points, 9 rebounds and 3 assists vs. Bethel
- Began college career as a pitcher at Cincinnati before an injury forced him to switch sports

5



CHRIS NIX

F • 6-9 • 220 • R-Jr. • Bellevue, Tenn. • Columbia State CC

GP	PPG	RPG	APG	BPG	SPG	MPG
16	6.4	6.4	1.6	0.8	0.6	23.1

FG%: .535 • 3FG%: --- • FT%: .556

- Ranks seventh in the OVC in rebounding and 10th in blocked shots
- Averaged 15.0 ppg on 57.9 percent shooting (11-of-19) in 2 games last year vs. TSU
- Collected his second career double-double (13 points, 10 rebounds) vs. Chicago State
- Had career-high of 22 points (on 11-of-12 shooting) in only 20 minutes vs. CCC

10



DESMOND WILLIAMS

G • 6-1 • 180 • Jr. • Montgomery, Ala. • Troy

GP	PPG	RPG	APG	BPG	SPG	MPG
16	9.1	1.9	2.1	0.1	1.0	26.4

FG%: .338 • 3FG%: .336 • FT%: .667

- Ranks third in the OVC in 3-point field goals made (2.7 per game)
- Went off for a season-high 15 points (thanks to 5 trifectas) at Bowling Green
- Started in 60 of his 84 career games at Troy, accumulating 641 points
- Scored a school record 2,500 career points at Brewbaker Tech High School



UT MARTIN SKYHAWKS PLAYER CAPSULES



11



GRANT HURST

G • 6-2 • 180 • So. • Cleveland, Tenn. • Cleveland HS

GP PPG RPG APG BPG SPG MPG

--- --- --- --- --- --- ---

FG%: --- • 3FG%: --- • FT%: ---

- Is expected to redshirt this season
- Boasted an 11:4 assist-to-turnover ratio in Ohio Valley Conference play last year
- Scored a career-best 9 points and swiped a pair of steals in only 18 minutes at Belmont on Jan. 29 last season
- Distributed multiple assists on four separate occasions last year

13



DYLAN PUMPIAN

G • 6-1 • 175 • So. • Marietta, Ga. • Walton HS

GP PPG RPG APG BPG SPG MPG

4 5.0 0.8 0.5 0.0 0.0 4.4

FG%: .538 • 3FG%: .500 • FT%: ---

- Did not play last time out against TTU
- Walk-on who has scored 20 points in 18 minutes this season, nailing at least one 3-pointer in each of his four appearances
- Made his season debut vs. CCC, scoring his first collegiate points (8 in just 5 minutes)
- Earned an OVC Medal of Honor for a perfect 4.0 Grade Point Average last year

20



JOSIAH MORRIS

F • 6-6 • 215 • So. • Mount Washington, Ky. • Central Kentucky HomeSchool

GP PPG RPG APG BPG SPG MPG

--- --- --- --- --- --- ---

FG%: --- • 3FG%: --- • FT%: ---

- Is expected to redshirt this season
- Scored a career-best 12 points in only 17 minutes against Carver College last year
- Swished a three-pointer in 11 separate games last season, including four outings with multiple trifectas
- Grabbed multiple rebounds in seven different games as a true freshman

22



RIFLEN MIGUEL

F • 6-8 • 240 • Sr. • Luanda, Angola • Troy

GP PPG RPG APG BPG SPG MPG

12 3.4 2.7 0.7 0.2 0.3 10.7

FG%: .471 • 3FG%: .222 • FT%: .875

- Has not played in each of the last 3 games
- Had a season-best 8 points vs. PVAMU
- Played 29 games (2 starts) last year at Troy
- Spent the 2020-21 season at Ohio, helping the team go 17-8, win a MAC championship and play in the NCAA Tournament
- Represented Angola in the FIBA U19 Basketball World Cup in 2017

23



JALEN MYERS

F • 6-8 • 195 • So. • Madison, Ala. • Hinds CC

GP PPG RPG APG BPG SPG MPG

14 5.0 3.9 0.6 0.4 0.3 11.7

FG%: .491 • 3FG%: .667 • FT%: .923

- Had 7 points and 6 boards Saturday vs. TTU
- Had 18 points and a career-best 8 boards vs. CRC
- Went off for a team-high 23 points (on 11-of-13 shooting) in only 19 minutes vs. CCC
- Was conference MVP at Hinds CC last season, ranking in the top-5 nationally in FT percentage (.890) and rebounding (11.4 per game) while tossing in 19.0 ppg

45



PARKER STEWART

G • 6-5 • 205 • Gr. • Union City, Tenn. • Indiana

GP PPG RPG APG BPG SPG MPG

17 17.1 4.5 2.4 0.1 1.5 29.8

FG%: .438 • 3FG%: .382 • FT%: .769

- Ranks second in the OVC in scoring, second in 3FGM (2.9 per game) and 10th in steals
- Tallied 31 points, 4 rebounds and 3 assists in his only career game vs. TSU on Jan. 9, 2020
- Coming off 18 points, a season-high 4 assists, 3 rebounds and 3 steals vs. TTU
- Had a career-best 34 points vs. McNeese
- Was named to Preseason All-OVC squad

55



DAVID KAMWANGA

F • 6-7 • 220 • So. • Kinshasa, DR Congo • Fork Union Military Academy

GP PPG RPG APG BPG SPG MPG

12 1.9 1.7 0.5 0.1 0.3 7.8

FG%: .615 • 3FG%: --- • FT%: .875

- Averaging 9.0 minutes over last 9 games (4.0 mpg with five DNP's in first 8 games)
- Posted career-high 8 points vs. Bethel
- Hauled in a season-high 5 rebounds in back-to-back games (at BGSU, vs. CRC)
- First learned to play basketball in March of 2016 at the Serge Ibaka Dreams Academy Camp in DR Congo



UT MARTIN SKYHAWKS

QUICK FACTS



UT MARTIN QUICK FACTS

Founded: 1900; Senior College, 1951
Enrollment: 6,873
Nickname: Skyhawks
Colors: Navy Blue and Orange
Affiliation: NCAA Division I
Conference: Ohio Valley
Arena: Kathleen and Tom Elam Center (4,300)
Chancellor: Dr. Keith Carver
Athletic Director: Kurt McGuffin
Athletics Website: www.UTMSports.com

UT MARTIN BASKETBALL PERSONNEL

Head Coach: Ryan Ridder
Alma Mater: Embry-Riddle, 2008
Career Record: 161-102 (10th Season)
UTM Record: 18-29 (Second Season)

Assistant Coach: Denver Cobb
Tenure at UT Martin: Second Season
Alma Mater: Embry-Riddle, 2009

Assistant Coach/Recruiting Coordinator: Erik Buggs
Tenure at UT Martin: Second Season
Alma Mater: Valparaiso, 2013

Assistant Coach: Reed Ridder
Tenure at UT Martin: First Season
Alma Mater: Embry-Riddle, 2016

Special Assistant to the Head Coach: Dantiel Daniels
Tenure at UT Martin: Second Season
Alma Mater: Colorado State, 2016

Director of Player Development: Deonte Johnson
Tenure at UT Martin: Third Season
Alma Mater: UT Martin, 2018

Director of Basketball Operations: Austin Nisbett
Tenure at UT Martin: First Season
Alma Mater: Duke, 2021

Graduate Assistant: Alston Jones
Tenure at UT Martin: First Season
Alma Mater: Embry-Riddle, 2020

UT MARTIN BASKETBALL QUICK FACTS

2021-22 Overall Record: 8-22
2021-22 OVC Record: 4-14 (9th of 10)
Players Returning/Lost: 9/5
Starters Returning/Lost: 4/1
Newcomers: 5

First Year of Basketball: 1951
All-Time Basketball Record: 820-1076
All-Time OVC Record: 199-341
All-Time OVC Tournament Record: 6-13
OVC Tournament Appearances: 13
Last OVC Tournament Appearance: 2019
OVC Championships: 1 (2008-09 Reg. Season)

INTERVIEW POLICIES

Media interviews with student-athletes and coaches are encouraged, and every effort will be made to accommodate media requests. In-person interviews are preferred. Reach out through the sports information office for the best times to interview head coach Ryan Ridder and student-athletes.

POSTGAME AVAILABILITIES

Players and coaches will be available for interviews after a brief cooling-off period at the conclusion of each game. Full stat packages will be available on UTMSports.com upon the completion of each home game. Head coach Ryan Ridder and select student-athletes will be made available upon request. Space will be made available following postgame interviews for filing stories at home contests.

CREDENTIALS

Media credentials are required for all Skyhawk home games and can be obtained through the sports information office. Please notify sports information director Ryne Rickman at least 24 hours in advance of home games and at least 72 hours in advance of road games. There is no designated parking for visiting media at home games.

PRESS ROW

The Kathleen and Tom Elam Center press row has wireless internet access for all working members of the media under "UTM Guest". Users will be asked to enter a valid email address. Live stats, offered by StatBroadcast.com, can be found at www.UTMStats.com.

ON THE WEB

A wealth of resources for the UT Martin sports information department can be found at www.UTMSports.com, powered by SIDEARM Sports. The website features updated schedules, rosters, player bio information, game notes and statistics.

SKYHAWKS IN PRINT

The name of our institution is The University of Tennessee at Martin and if abbreviated, should be referred to as UT Martin. The University of Tennessee at Martin should be used as the first reference in a news story. UT Martin should be used in subsequent references and UTM is acceptable in headlines. Tennessee-Martin, UT-Martin, UT or Martin should never be used. The description Skyhawks should be used to represent all UT Martin athletic teams. Hawks should never be used.






UT MARTIN SKYHAWKS PRESEASON PREDICTIONS



The highly anticipated 2022-23 University of Tennessee at Martin men's basketball campaign began on Sept. 26 when the Skyhawks held their first official practice, 42 days ahead of the season opener at Pitt. UT Martin entered this season with championship aspirations as the Skyhawks were tabbed as the preseason favorites in the Ohio Valley Conference by Blue Ribbon and The Almanac. UT Martin returned nine players and four starters from last season while welcoming five newcomers who each boast Division I playing experience.

KJ Simon returned for his senior campaign as the reigning All-OVC first teamer was the only Division I player in the nation to average at least 16.5 points, 4.5 rebounds, 1.5 assists, 1.5 steals and 1.4 blocks per game. Parker Stewart, who achieved All-OVC status after averaging 19.2 points per game as a Skyhawk in 2019-20, returned to campus after logging 31 starts at Indiana last season. That dynamic backcourt duo has received national attention from three college basketball preseason publications (Blue Ribbon, The Almanac, Lindy's Sports). That pair was voted to the Preseason All-OVC squad by the league's head coaches and sports information directors while Simon was named the Preseason OVC Player of the Year.



Blue Ribbon

by Chris Dortch/John Moorehouse

OVC Predicted Standings

1. UT Martin

OVC Top Backcourts


1. UT Martin

OVC Player of the Year

KJ Simon, UT Martin

All-OVC Team

KJ Simon, UT Martin
Parker Stewart, UT Martin



The Almanac

by Sean Paul

OVC Predicted Standings

1. UT Martin

OVC Sleeper Team

UT Martin

OVC Newcomer of the Year

Parker Stewart, UT Martin

OVC Defensive Player of the Year

KJ Simon, UT Martin

OVC Player Who Scares You the Most

Parker Stewart, UT Martin

OVC Coach of the Year

Ryan Ridder, UT Martin

All-OVC First Team

KJ Simon, UT Martin
Parker Stewart, UT Martin



Lindy's Sports

by Jeremy Peppas

OVC Predicted Standings

4. UT Martin

OVC Player of the Year

Parker Stewart, UT Martin

OVC's Best Shooter

Parker Stewart, UT Martin

OVC's Most Versatile

Parker Stewart, UT Martin

OVC's Best NBA Prospect

Parker Stewart, UT Martin

All-OVC Team

KJ Simon, UT Martin
Parker Stewart, UT Martin



UT MARTIN SKYHAWKS QUICK HITS



PASSING LAST SEASON'S WIN TOTAL

UT Martin's 10 wins have already passed the victory total (eight) from the entire 2021-22 season. The Skyhawks' eight nonconference victories were the most since the program had 10 wins in 2016-17.

ATOP THE OVC IN SEVERAL STATISTICAL RANKS

The Skyhawks lead the OVC in six different statistical categories: scoring offense (82.9 points per game), scoring margin (+8.3), field goal percentage (.460), rebounding (40.2 per outing), assists (15.3 per contest) and assist-to-turnover ratio (1.3).

LONGEST HOME WIN STREAK TO START SEASON

UT Martin started the 2022-23 campaign with a 9-0 record inside the Kathleen and Tom Elam Center, which was the best home start to a season since the Skyhawks joined the NCAA Division I ranks in 1992.

GETTING TO THE CHARITY STRIPE VS. SEMO

The Skyhawks sank 30 of their 38 tries from the free throw line in the Jan. 5 victory over Southeast Missouri. It marked the first time that UT Martin had made 30 free throws since Jan. 24, 2011 at SIUE - a span of 369 games.

CURRY BACK-TO-BACK OVC DOUBLE-DOUBLES

KK Curry went off for 14 points and a career-best 16 rebounds in the Skyhawks' OVC victory over Morehead State on Dec. 31. He became only the seventh UT Martin player since 2008-09 to grab at least 16 boards in an OVC game, joining Cameron Holden (twice in 2020-21), Quintin Dove (2019-20), Terrence Parker (2017-18), Javier Martinez (twice in 2016-17), Kedar Edwards (2015-16) and Marshun Newell (2014-15).

Curry followed that with another impressive double-double five days later, chalking up 15 points and 13 rebounds against Southeast Missouri.

IN-DEPTH LOOK AT THE WIN STREAK

UT Martin's four-game win streak from Dec. 11-19 was the program's longest since another four-game stretch from Feb. 7-16, 2019. In the wins over Chicago State (Dec. 11), Bethel (Dec. 13), Bowling Green (Dec. 17) and Crowley's Ridge (Dec. 19), the Skyhawks led for 95.9 percent of clock time (158:10 out of 165 minutes).

SCOREBOARD LIGHTING UP AT ELAM CENTER

The Skyhawks' 124 points against Champion Christian on Nov. 12 were the most for the program since scoring 127 against UC Clermont on Dec. 10, 2017 (a span of 138 games). It was also only five points shy of the school record.

In that same contest, UT Martin set a school record for field goals made (52), passing the previous record of 51 (set against both Lambuth on Nov. 22, 1982 and against Union on Feb. 27, 1973).

Combined with the 96-53 win over Harris-Stowe on Nov. 15, the 220 points tied a school record for highest score in back-to-

back games and was the first time in the school's NCAA Division I Era (since 1992) to accomplish that feat. The Skyhawks also scored 220 cumulative points three times in the past, most recently against Miles (129 on Dec. 16) and Austin Peay (91 on Dec. 20) during the 1986-87 campaign. UT Martin also dialed up 220 combined points in consecutive outings in the 1969-70 and 1983-84 seasons.

On Dec. 13, the Skyhawks cracked the century mark once again with a 103-75 home victory over Bethel.

Six days later, UT Martin went off for 120 points in a 61-point triumph over Crowley's Ridge at the Elam Center. The Skyhawks' 63 first-half points were the program's most in an opening half since UT Martin put up 63 points against UC Clermont on Dec. 10, 2017 - a span of 148 games.

Through nine home games in 2022-23, the Skyhawks are averaging 91.5 points per contest.

RAINING THREES IN RECORD OUTING VS. BETHEL

UT Martin set a school record with 17 three-pointers in its Dec. 13 triumph over Bethel. The Skyhawks connected on a scorching 53.1 percent of their tries from three-point land, sinking 17 of 32 attempts. The previous mark of 16 treys in a single game had been accomplished three times (against Tennessee Tech on Jan. 13, 2016, against Boyce College on Jan. 2, 2016 and at Northwestern State on March 19, 2015).

LONG STRING OF SINGLE-DIGIT DECISIONS

In six straight outings from Nov. 18 through Dec. 11, UT Martin's outcome was decided by single digits. That marked the first time since Jan. 14-30, 2006 that the Skyhawks were involved in six consecutive single-digit affairs.

TWO WINS COME DOWN TO LAST POSSESSION

The Skyhawks have won a pair of one-point decisions inside the Kathleen and Tom Elam Center after defensive stands at the buzzer. UT Martin defeated Prairie View A&M by an 80-79 margin on Nov. 20 after a missed fadeaway 8-foot jumper with one second to go. On Dec. 11, the Skyhawks weathered a missed layup attempt with one second remaining in overtime to claim a 75-74 triumph over Chicago State.

STEWART CROWNED OVC PLAYER OF THE WEEK

Parker Stewart earned Ohio Valley Conference Player of the Week accolades on Dec. 5, becoming the 20th Skyhawk to ever win that honor and first since March 1, 2020. It was the sixth career OVC weekly award for Stewart, who previously claimed the league's Newcomer of the Week accolade five times during the 2019-20 campaign.

STEWART NAMED TO HENSON AWARD WATCH LIST

Parker Stewart was listed as one of 50 names on the 2022-23 Lou Henson National Player of the Year Award watch list, recognizing the top mid-major player in NCAA Division I men's basketball. Stewart

joined SIUE's Ray'Sean Taylor as the only Ohio Valley Conference representatives on the prestigious list.

HANGING TOUGH AT OLE MISS

UT Martin was on the verge of its first victory over a Southeastern Conference opponent in 41 years before falling 72-68 at Ole Miss on Nov. 18.

The Skyhawks led for 24:29 of clock time, including a seven-point advantage (39-32) at the halftime break. UT Martin eventually led by as many as a dozen points (45-33 with 17:38 to go) before the Rebels made their comeback.

CREWS INKS WITH UT MARTIN FOR 2023-24

Jacob Crews, a 6-7, 210-pound guard from Daytona State College, signed with the Skyhawks on Nov. 14. Crews will have two years of eligibility remaining in a Skyhawk uniform starting in the 2023-24 season.

A Hilliard, Fla. native, Crews began his collegiate career at North Florida, playing in 31 contests from 2020-22, compiling 123 points, 58 rebounds, 11 assists, eight blocks and eight steals in 12.5 minutes per outing while sinking 80 percent (8-for-10) of his free throw attempts. He played alongside current Skyhawk forward Josh Endicott during his freshman campaign.

SIMON VOTED PRESEASON OVC PLAYER OF THE YEAR

Senior guard KJ Simon was spotlighted as the Preseason Ohio Valley Conference Player of the Year by the league's head coaches and communication directors. Simon became just the second UT Martin representative to receive that honor (joining two-time All-American Lester Hudson in 2008-09).

The 6-3, 195-pound lefty put together a dominant campaign last year in his debut season as a Skyhawk, compiling All-OVC first team, OVC All-Newcomer and National Association of Basketball Coaches All-District 18 second team honors. Simon excelled in all areas as he was the only NCAA Division I men's basketball player to average at least 16.5 points, 4.5 rebounds, 1.5 assists, 1.5 steals and 1.4 blocks per contest.

Simon reached the 1,000 career point milestone on Jan. 7, 2023 against Tennessee Tech. His collegiate career also includes a pair of seasons at Troy University (2018-20). He spent the 2020-21 season at Bethune-Cookman University under current UT Martin head coach Ryan Ridder but did not play because of NCAA transfer rules.

RIDDER BROTHERS ON SAME BENCH

Second-year Skyhawk head coach Ryan Ridder welcomed a familiar face to the bench as his younger brother Reed Ridder joined the staff as an assistant coach on June 1.

Coaching is in the Ridder bloodline as their father Steve is the head coach at NCAA Division II Embry-Riddle University in Daytona Beach, Fla. Entering the 2022-23



UT MARTIN SKYHAWKS

QUICK HITS



campaign, Steve tallied 740 career victories and a .707 winning percentage (ninth-best amongst active head collegiate coaches with at least 600 career wins).

In fact, Embry-Riddle renamed its court to the Steve & Vicky Ridder Court on Nov. 4 in honor of Ryan's parents' career contributions to the program. Both Ridder brothers (in addition to assistant coach Denver Cobb and graduate assistant Alston Jones - all Embry-Riddle alums who played for Steve) attended the ceremony.

The Ridders are a handful of brothers who work on the same staff in NCAA Division I basketball. Ironically, UT Martin faced off against another set of brothers (head coach Jeff Capel and assistant coach Jason Capel) in their Nov. 7 season opener at Pitt.

YOUNG COACHING STAFF

The Skyhawks boast one of the youngest

coaching staffs in NCAA Division I basketball as head coach Ryan Ridder (37), Denver Cobb (37), Erik Buggs (32) and Reed Ridder (29) had a combined age of 135 years old on Opening Night (Nov. 7). Only Texas A&M-Commerce (128 years of combined age) is known to have a younger staff in the Division I ranks.

Support staff members Dantiel Daniels (30), Deonte Johnson (28), Alston Jones (25) and Austin Nisbett (23) are also all 30 or younger.

NO FRESHMEN ON THE ROSTER

UT Martin is one of nine NCAA Division I programs to not have a single collegiate rookie on the roster, joining Air Force, Illinois State, Sacred Heart, San Francisco, Southern, Southern Miss, UC Irvine and Western Kentucky.

This season is only the second time in the school's NCAA Division I history (since

1992) that the team does not include a freshman as that also occurred during the 2018-19 campaign.

UT MARTIN PICKED THIRD IN OVC POLL

The Skyhawks were picked third in the OVC predicted order of finish, which is selected by the league's head coaches and communication directors. UT Martin tied for the most first-place votes (seven) in the conference and received 120 overall points, trailing only Morehead State (138, seven first-place votes) and Tennessee State (130, two first-place votes).

It marked only the third time in school history that the Skyhawks were tabbed to finish in the OVC's top-three (2015-16 and 2008-09). The preseason poll additionally included the program's second-highest amount of first-place votes (trailing only nine in 2015-16 when the OVC unveiled two divisional predictions).

PARKER STEWART'S JOURNEY BACK HOME



Parker Stewart chose to return to UT Martin for his final collegiate season in 2022-23, coming full circle.

Parker played the 2017-18 campaign at Pitt, where he set a school record for most three-pointers (71) by a freshman. He sank 38.6 percent of his three-point tries and ranked second on the Panthers in scoring during Atlantic Coast Conference play with 10.8 points per game.

Following a coaching change, Parker decided to transfer to UT Martin - where his father Anthony Stewart was the head coach.

Parker sat out the 2018-19 season because of NCAA transfer rules, taking advantage of his downtime by graduating in the summer of 2019. He became the first Skyhawk student-athlete to graduate in two years.

He exploded onto the scene the following season. He was an All-Ohio Valley Conference second team selection, leading the league with 2.8 three-point field goals made per outing. He was the only NCAA Division I player to average at least 19.0 points, 4.5 rebounds, 3.5 assists and 2.5 three-point field goals made per game, scoring 20.0 points per game in league play.

However, tragedy struck on Nov. 15, 2020 as Parker's father Anthony suddenly passed away on the verge of his fifth season at the helm of the UT Martin program.

Parker took a season off from competitive basketball before transferring to Indiana for the 2021-22 campaign. He logged 31 starts for a NCAA Tournament squad, topping the Hoosiers in three-point field goals made (53) and three-point field goal percentage (.393). He also wore jersey No. 45 as a tribute to his late father, who wore that number as a basketball student-athlete at the University of Mount Union.

Parker has carried over that tradition this season for the Skyhawks, where he was named a Preseason All-OVC selection. On Nov. 9 at Youngstown State, he reached the 1,000 point plateau in his 93rd career collegiate game. On Nov. 28 against McNeese, he poured in a career-best 34 points on 11-of-15 shooting (including 7-for-10 from three-point range). Five games later, he tossed in 26 points - including an 8-of-11 effort from three-point range - against Crowley's Ridge. It marked the third time in a six-game span where he had knocked down at least seven 3-pointers as his eight makes fell one shy of the program's NCAA Division I record set in 2008.



UT MARTIN
SKYHAWKS

HEAD COACH RYAN RIDDER



Ryan Ridder is in his second season as the University of Tennessee at Martin head men's basketball coach in 2022-23. He was announced as the 12th head coach in program history on March 30, 2021.

In Ridder's debut season as a Skyhawk, he led a team that was the first NCAA Division I squad to not return a single player from the previous season since the 2014-15 campaign. As a direct result, UT Martin produced seven of the Ohio Valley Conference's 16 Newcomer of the Week award winners - marking the second-most honorees in that category in school history (just one shy of the 2014-15 squad).

Ridder's 2021-22 Skyhawks faced a grueling schedule that shaped up to be the one of the toughest in recent memory. Eight of UT Martin's nine nonconference NCAA Division I opponents owned a .500 record or better, combining for a 175-126 mark (.581 winning percentage). Overall, the Skyhawks played in 12 games against opponents who would eventually play in the postseason.

UT Martin showed glimpses of breaking through in 2021-22, starting the OVC season with a 2-0 record for just the third time in school history (first time since 2002-03). The Skyhawks won their first two conference road games for the first time in the school's Division I Era (since 1992).

UT Martin defeated eventual College Basketball Insider participant UNC Asheville by double figures and led for 25:43 of clock time against a nationally ranked Murray State squad that ended the season boasting the best winning percentage (.912, 31-3 record) in the NCAA Division I ranks before eventually falling by a narrow 62-60 margin on Feb. 19.

Ridder coached dynamic junior guard KJ Simon (who was a part of his Bethune-Cookman squad but sat out the previous season) in his debut season as the Skyhawks' bench leader. Simon racked up All-OVC first team and OVC All-Newcomer honors, joining two-time All-American Lester Hudson as the only players in school history to win both of those awards in the same season. Simon also chalked up National Association of Basketball Coaches All-District 18 second team accolades as he was the only NCAA Division I player in the country to average at least 16.5 points, 4.5 rebounds, 1.5 assists, 1.5 steals and 1.4 blocks per game.

Off the court, UT Martin earned the NABC Team Academic Excellence Award in 2021-22. The Skyhawks were the only current OVC institution to earn the honor as UT Martin posted a cumulative 3.22 Grade Point Average for the year.

Ridder joined the Skyhawks after four successful seasons as head coach at Bethune-Cookman University, a NCAA Division I member of the Mid-Eastern Athletic Conference. During his tenure in Daytona Beach, Fla., Ridder set numerous school records, posted a .646 winning percentage in league play and won the 2017-18 MEAC regular season championship. He was spotlighted by ESPN to its top "40 Under 40" list of the nation's head and assistant coaches in May 2020.


A Lexington, Ky. native, Ridder owns over 150 victories as a collegiate head coach, which also includes four seasons at Daytona State College. He boasted the most wins (48) in the first three years in Bethune-Cookman history before the school opted out of all sports for the 2020-21 campaign. From 2017-20, Ridder's Wildcat squads posted a winning MEAC record for three consecutive seasons for the first time in school history, going 31-17 during that span.

Ridder's first season as a Division I head coach was historical as he helped guide Bethune-Cookman to just the second MEAC regular season championship in its 38-year history. For his efforts, he was named the Joe B. Hall Award winner, defeating candidates from schools such as Miami, Louisville, Oklahoma State and Washington for the honor that recognizes the top first-year head coach in the Division I ranks.

Overall, Ridder tutored five All-MEAC players, one MEAC Player of the Year, two MEAC Defensive Players of the Year and one MEAC All-Rookie team member at Bethune-Cookman. He led the Wildcats to their first-ever win over a Conference USA opponent (FAU) and increased the school's NCAA RPI rating by over 60 points while in charge of the program.

Ridder, 38, began his head coaching career in 2013-14 at Daytona State College - accumulating a 95-28 overall record at the NJCAA level. He brought home Mid-Florida Conference championships in each of his four seasons after inheriting a program that went 6-25 during the previous season.

The Falcons were consistently ranked regionally and nationally under Ridder as he earned four consecutive conference Coach of the Year accolades. He mentored 25 all-conference performers, 16 players who advanced to play at four-year institutions and two NJCAA All-Americans while boasting a 96 percent graduation rate amongst his student-athletes.



Ridder got his start at the Division I level with three seasons as an assistant working under head coach Robbie Laing at Campbell University, located in Buies Creek, NC. He was an integral part of a Fighting Camels staff that signed the highest ranked recruiting class (64th nationally) in the ASUN Conference in 2013-14.

By the time Ridder departed to accept his first head coaching gig, Campbell was tabbed as the Big South Conference preseason favorite and had defeated Power 5 opponents such as Iowa and Auburn. The Fighting Camels got off to their best start in school history in 2011-12 and produced the Big South Freshman of the Year.

Ridder's first collegiate job came at Embry-Riddle University, where he was a volunteer assistant under his father Steve Ridder in 2009-10. The Eagles collected a 30-6 overall record and continued its tradition as a national college basketball powerhouse at the NAIA Division II level. Steve is still the head coach at Embry-Riddle and has tallied 740 career victories to go along with a .707 winning percentage (ninth-best amongst active head collegiate coaches with at least 600 career wins).

Ridder began his collegiate playing career at the College of Wooster in 2003-05 before finishing up under his father at Embry-Riddle. After graduating with a degree in aerospace studies in 2008, he moved to North Carolina to embark on a coaching career. He was an assistant at North Raleigh Christian, trained youth players while working for the Hoop City U basketball training academy and additionally was the head coach for numerous teams engaged in international competition with 365 Sports for the 2008-09 academic year. He earned his Master's degree in sport management with a concentration in intercollegiate athletic administration from California University of Pennsylvania in 2009.

Ridder and his wife, the former Jen Calnan of Daytona Beach, Fla., have three daughters - Brixton, Remi and Marlee.

HEAD COACHING CAREER

Year	School	Record (Conf)
2013-14	Daytona State	24-6 (7-2)
2014-15	Daytona State	21-8 (8-1)
2015-16	Daytona State	25-7 (6-3)
2016-17	Daytona State	25-7 (7-2)
2017-18	Bethune-Cookman	18-14 (12-4)
2018-19	Bethune-Cookman	14-17 (9-7)
2019-20	Bethune-Cookman	16-14 (10-6)
2020-21	Bethune-Cookman	0-0 (0-0)*
2021-22	UT Martin	8-22 (4-14)
2022-23	UT Martin	10-7 (2-2)
TOTALS	10 SEASONS	161-102 (65-41)
		.612 (.613)

*School opted out of all sports in 2020-21



UT MARTIN SKYHAWKS

LINEUPS/SITUATIONS



Date	Opponent	G	G	G	G/F	F
Nov. 7.....	at Pitt.....	Jeffries.....	Williams	Simon	Stewart	Nix
Nov. 9.....	at Youngstown State.....	Sears	Williams	Simon	Stewart	Endicott
Nov. 12.....	Champion Christian.....	Sears	Stewart.....	Simon	Curry	Nix
Nov. 15.....	Harris-Stowe	Sears	Stewart.....	Simon	Curry	Nix
Nov. 18.....	at Ole Miss	Sears	Stewart.....	Simon	Curry	Nix
Nov. 20.....	Prairie View A&M.....	Sears	Stewart.....	Williams	Curry	Nix
Nov. 22.....	at Arkansas State.....	Sears	Stewart.....	Williams	Curry	Nix
Nov. 28.....	McNeese.....	Sears	Stewart.....	Simon	Curry	Nix
Dec. 3.....	at UNC Asheville.....	Sears	Stewart.....	Simon	Curry	Nix
Dec. 11.....	Chicago State.....	Sears	Stewart.....	Simon	Curry	Nix
Dec. 13.....	Bethel.....	Sears	Stewart.....	Simon	Curry	Endicott
Dec. 17.....	at Bowling Green	Sears	Stewart.....	Simon	Curry	Nix
Dec. 19.....	Crowley's Ridge.....	Sears	Stewart.....	Simon	Curry	Nix
Dec. 29.....	at Little Rock.....	Sears	Stewart.....	Simon	Curry	Nix
Dec. 31.....	Morehead State	Sears	Stewart.....	Simon	Curry	Nix
Jan. 5.....	Southeast Missouri.....	Sears	Stewart.....	Simon	Curry	Nix
Jan. 7.....	Tennessee Tech.....	Jeffries.....	Stewart.....	Simon	Curry	Nix
Jan. 12.....	at Tennessee State					
Jan. 14.....	at Southern Indiana					
Jan. 19.....	at Southeast Missouri					
Jan. 21.....	Eastern Illinois					
Jan. 26.....	Lindenwood					
Jan. 28.....	Southern Indiana					
Feb. 2	at SIUE					
Feb. 4	at Lindenwood					
Feb. 9	at Eastern Illinois					
Feb. 11	Little Rock					
Feb. 16	SIUE					
Feb. 18	at Tennessee Tech					
Feb. 23	Tennessee State					
Feb. 25	at Morehead State					

Playing at home	9-1
Playing on the road	1-6
Playing at a neutral site.....	0-0
Playing day games	6-2
Playing night games	4-5

Playing in November.....	4-4
Playing in December	5-2
Playing in January.....	1-1
Playing in February	0-0
Playing in March	0-0
Playing on a Monday.....	2-1
Playing on a Tuesday.....	2-1
Playing on a Wednesday.....	0-1
Playing on a Thursday	1-1
Playing on a Friday	0-1
Playing on a Saturday.....	3-2
Playing on a Sunday	2-0

Playing in overtime.....	1-1
Playing in double overtime.....	0-0
Playing in triple overtime.....	0-0
Leading at halftime.....	9-1
Trailing at halftime.....	1-5
Tied at halftime	0-1
Game is decided by single digits.....	6-4
Game is decided by double digits	4-3

Leading with 5 minutes left in second half	8-1
Trailing with 5 minutes left in second half	1-5
Tied with 5 minutes left in second half.....	1-1
Leading with 2 minutes left in second half	9-1
Trailing with 2 minutes left in second half	1-5
Tied with 2 minutes left in second half.....	0-1

Scoring less than 60 points.....	0-1
Scoring 60-69 points.....	1-2
Scoring 70-79 points.....	2-2
Scoring 80 or more points.....	7-2

Shooting under 40 percent	1-3
Shooting 40-50 percent.....	7-3
Shooting over 50 percent	2-1
Opponent shoots under 40 percent.....	6-2
Opponent shoots 40-50 percent	3-4
Opponent shoots over 50 percent.....	1-1

Making more 3-pointers than opponent.....	5-4
Making less/same 3-pointers than opponent	5-3
Shooting more free throws than opponent	7-1
Opponent shoots same/more free throws	3-6
Outrebounding opponent	9-1
Opponent outrebounds UT Martin/same amount.....	1-6
Forcing more turnovers than committing.....	8-3
Committing same/more turnovers than opponent	2-4



UT MARTIN SKYHAWKS

GAME RECAPS



GAME 1

	1	2	F
	24	34	58
	37	43	80

Monday, Nov. 7
Petersen Events Center • Pittsburgh, Pa.
UTM: 0-1 • PITT: 1-0

UTM HIGH PITT
Simon (11).....Points.....Hinson (27)
3 Tied (5).....Rebounds.....Hinson (13)
Jeffries/Stewart (2).....Assists.....Cummings/Burton (7)
Stewart (3).....Steals.....Burton (2)
Nix/Williams (1).....Blocks.....Federiko (3)

UT MARTIN FALLS 80-58 IN SEASON OPENER AT PITT

UT Martin began the 2022-23 campaign at Pitt, falling by an 80-58 margin to the Atlantic Coast Conference foe.

The Skyhawks held the host Panthers to 36.6 percent shooting (26-of-71) – including a 26.8 percent accuracy (11-for-41) from three-point range. However, UT Martin could only connect on 32.3 percent (20-of-62) of its field goal tries and made 15.8 percent (3-for-19) of its attempts from beyond the three-point arc.

KJ Simon collected team-highs of 11 points and five rebounds for the Skyhawks as the senior lefty was the only UT Martin player in double figures in the scoring column. Parker Stewart chipped in nine points, a game-high three steals, three rebounds and two assists while Jordan Sears provided eight points in his Skyhawk debut.

Pitt placed four scorers in double figures, led by a double-double of 27 points and 13 rebounds out of Blake Hinson. Federiko Federiko (13), Greg Elliott (11) and Jamarius Burton (10) also scored in double digits for the Panthers.

GAME 2

	1	2	F
	29	43	72
	37	53	90

Wednesday, Nov. 9
Beeghly Center • Youngstown, Ohio
UTM: 0-2 • YSU: 2-0

UTM HIGH YSU
Simon (19).....Points.....Cohill (19)
Nix (6).....Rebounds.....Nelson (12)
Sears (4).....Assists.....Cohill (5)
Simon/Stewart (2).....Steals.....McBride (3)
Curry (2).....Blocks.....Lovelace, Jr. (2)

STEWART REGISTERS 1,000TH CAREER POINT BUT SKYHAWKS DROP ROAD CONTEST AT YOUNGSTOWN STATE

Graduate guard Parker Stewart collected the 1,000th point of his collegiate career at Youngstown State but UT Martin fell 90-72 to the host Penguins in nonconference action.

Stewart canned a pair of free throws at the 5:05 mark of the second half, reaching the milestone in the 93rd game of his collegiate career.

KJ Simon topped UT Martin in scoring with 19 points while also adding five rebounds, two assists, two steals and a block. Jordan Sears contributed 13 points and a team-high four assists while Stewart ended his night with 11 points, four rebounds, three assists and two steals for the Skyhawks, who outscored Youngstown State by a 17-6 margin in fast break points and outshot the host squad (46.7 percent to 45.1 percent).

Coming off a 19-win season and a postseason berth in 2021-22, the Penguins improved to 2-0 thanks to a balanced scoring attack. Dwayne Cohill led the way with 19 points while the trio of Malek Green, Garrett Covington and Brandon Rush each scored 12 points apiece. Adrian Nelson had a double-double of 10 points and 12 rebounds while John Lovelace, Jr. gave Youngstown State its sixth double-digit scorer with 10 points.

GAME 3

	1	2	F
	29	36	65
	58	66	124

Saturday, Nov. 12
Kathleen and Tom Elam Center • Martin, Tenn.
UTM: 1-2 • CCC: 1-0

UTM HIGH CCC
Myers (23).....Points.....Hall (29)
Curry (8).....Rebounds.....Garcia/Hall (5)
Jeffries (6).....Assists.....Williams (4)
Stewart (4).....Steals.....Garcia (2)
5 Tied (1).....Blocks.....Walpole (2)

DYNAMIC FRONTCOURT DUO GUIDES UT MARTIN TO FIRST VICTORY, 124-65 OVER CHAMPION CHRISTIAN

Forwards Jalen Myers and Chris Nix combined for 45 points on 22-of-25 shooting in 39 minutes of playing time as UT Martin coasted to its first win of the 2022-23 campaign, 124-65 over Champion Christian.

All 11 Skyhawks who saw playing time scored as the team's 124 points were only five shy of the school record and were the most for a UT Martin squad since lighting up the scoreboard for 127 points against UC Clermont on Dec. 10, 2017. The Skyhawks converted a program record 52 field goals in 89 tries (58.4 percent) and held an 84-16 advantage on points in the paint. The 52 field goals broke the previous record of 51 set against Lambuth on Nov. 22, 1982 and against Union on Feb. 27, 1973.

Myers sank 11 of his 13 field goal attempts on the way to a career-highs of 23 points, six rebounds and three assists in 19 minutes. Nix was nearly perfect from the floor, shooting 11-for-12 for 22 points, four rebounds and three assists in 20 minutes.

Parker Stewart (18 points, seven rebounds, four assists, game-high four steals), KJ Simon (17 points, five rebounds, three assists, two steals) and KK Curry (11 points, team-best eight rebounds) also shined for UT Martin.

Champion Christian was led by Xavier Hall's 29 points as the junior guard went 7-of-11 from three-point range. The Tigers were forced into 23 turnovers and shot 35.8 percent (24-of-67) from the floor.



UT MARTIN SKYHAWKS GAME RECAPS



GAME 4

	1	2	F
	32	21	53
	49	47	96

Tuesday, Nov. 15

Kathleen and Tom Elam Center • Martin, Tenn.

UTM: 2-2 • HSSU: 0-4

UTM HIGH HSSU

Simon (18).....Points.....Nunnally (14)
Simon/Endicott (7).....Rebounds.....Hammond (7)
Simon (5).....Assists.....Hammond (3)
Stewart (6).....Steals.....Campbell (2)
4 Tied (1).....Blocks.....4 Tied (1)

IMPRESSIVE PERFORMANCE FROM LONG RANGE AIDS SKYHAWKS IN 96-53 ROUT OF HARRIS-STOWE

After combining to make 16 three-pointers in its first three games of the 2022-23 season, UT Martin connected on a dozen trifectas alone in a 96-53 triumph over Harris-Stowe.

KJ Simon pieced together a great all-around performance with team-highs in points (18), rebounds (seven) and assists (five) while contributing three steals in 22 minutes to lead the Skyhawks. It marked the third time in four chances this season that the senior guard out of Orlando, Fla. has topped the team in scoring.

Parker Stewart scored 14 points with a career-best six steals, five rebounds and three assists while Jalen Myers tallied 10 points in 17 minutes off the bench. The Skyhawks shot 87.5 percent (14-for-16) from the free throw line, committed only nine turnovers and held a 25-7 advantage in fast break points.

Harris-Stowe, a NAIA school located in St. Louis, Mo., placed Alex Nunnally (14 points) and Ken Martin (11) in double figures in the scoring column. The Hornets were forced into 19 turnovers and shot just 22.6 percent (7-of-31) in the final 20 minutes.

GAME 5

	1	2	F
	39	29	68
	32	40	72

Friday, Nov. 18

The Sandy and John Black Pavilion at Ole Miss • Oxford, Miss.

UTM: 2-3 • OM: 4-0

UTM HIGH OM

Stewart (13).....Points.....Murrell (16)
Nix (9).....Rebounds.....Burns (8)
Williams (3).....Assists.....Caldwell (4)
Curry (4).....Steals.....Burns (5)
Simon/Endicott (1).....Blocks.....Akwuba (2)

UT MARTIN FALLS VICTIM TO SECOND-HALF RALLY IN NARROW 72-68 SETBACK TO OLE MISS

UT Martin took a seven-point advantage into the halftime break and stretched its lead out to a dozen in the second half but Ole Miss snuck away with a 72-68 victory.

Defense was the Skyhawks' calling card as UT Martin limited the Rebels to just 38.9 percent shooting (21-of-54) for the contest – including a 26.3 percent clip (5-for-19) from three-point land. However, Ole Miss was able to go on a 33-11 run and convert 25 of its 38 free throw tries (compared to 9-of-15 for the Skyhawks from the charity stripe).

UT Martin, who led for 24:29 of clock time, put four scorers in double-digits, led by Parker Stewart's 13 points. KK Curry was very active as the junior forward from Cleveland, Tenn. posted a stat line of 12 points, three rebounds and a team-high four steals in 23 minutes of play. Chris Nix (10 points, game-high nine rebounds) and Desmond Williams (10 points thanks in large part to three trifectas) gave the Skyhawks noticeable offensive balance.

Matthew Murrell scored 16 points while Myles Burns (13 points) was the only other double-digit scorer for the Rebels out of the Southeastern Conference.

GAME 6

	1	2	F
	36	43	79
	37	43	80

Sunday, Nov. 20

Kathleen and Tom Elam Center • Martin, Tenn.

UTM: 3-3 • PVAMU: 1-1

UTM HIGH PVAMU

Stewart (21).....Points.....Douglas (22)
Nix/Curry (8).....Rebounds.....Rasas (7)
3 Tied (3).....Assists.....Douglas/Nelson (6)
Curry (3).....Steals.....Douglas (6)
Nix (3).....Blocks.....Rasas/Miles (2)

LATE DEFENSIVE STAND SEALS SKYHAWKS' 80-79 HOME VICTORY OVER PRAIRIE VIEW A&M

A game that featured 18 lead changes and nine tie scores fittingly came down to the final possession as UT Martin held on for an 80-79 triumph over Prairie View A&M.

Facing a Panther squad that was coming off a win over Pac 12 opponent Washington State, the Skyhawks took the 80-79 lead when Parker Stewart knocked down a go-ahead step-back jumper from the left wing with 1:29 to go. Neither side would score on its next two trips down the floor, setting up the dramatic final possession coming out of a timeout with 12.7 seconds left. Prairie View A&M's leading scorer Will Douglas – already accounting for 22 points in the game – was bottled up by Stewart and was forced to take an off-balance fadeaway jumper that caromed off the rim and right into Stewart's hands for the rebound as soon as the final buzzer sounded.

Stewart finished with a team-high 21 points, five rebounds, two assists and two steals. He was joined in double figures scoring by Jordan Sears (season-high 18 points) and KK Curry (15 points, team-highs of eight rebounds and three steals).

Four Panthers combined for 72 of Prairie View A&M's 79 points. Following Douglas' team-high scoring effort was Jeremiah Gambrell (19 points), Kortrijk Miles (16) and Yahuza Rasas (15).



UT MARTIN SKYHAWKS GAME RECAPS



GAME 7

	1	2	F
	29	35	64
	29	41	70

Tuesday, Nov. 22

First National Bank Arena • Jonesboro, Ark.

UTM: 3-4 • ASU: 3-2

UTM HIGH ASU

Stewart (15).....Points.....Fields (17)
Nix (7).....Rebounds.....El-Sheikh (11)
Simon (3).....Assists.....Fields (7)
Sears (3).....Steals.....Felts (4)
3 Tied (1).....Blocks.....3 Tied (1)

LEAD SLIPS AWAY IN FINAL MINUTES AS UT MARTIN DROPS A TOUGH ROAD OUTING AT ARKANSAS STATE, 70-64

UT Martin led for over 15 minutes of the second half but Arkansas State staged a late comeback to hand the Skyhawks a 70-64 setback.

In an evenly matched game that was competitive throughout, UT Martin went on a 9-1 run midway through the second half and saw its lead stretch out to eight points with 7:29 remaining. The Skyhawks weathered multiple Red Wolves' comeback tries and still held a lead with under a minute to play but Arkansas State ended the contest with eight unanswered points.

Parker Stewart topped UT Martin in scoring for the second straight game as the graduate out of Union City, Tenn. poured in 15 points thanks to a 5-of-10 effort from beyond the three-point arc. KJ Simon made his return after a one-game injury absence and scored 14 points with a team-high three assists in 23 minutes off the bench. Jordan Sears (12 points, six rebounds, team-best three steals) completed the double-digit scorers for the Skyhawks, who shot 11-for-25 (44 percent) from three-point range.

The Red Wolves were led by 17 points and seven assists out of Caleb Fields while Markise Davis posted 15 points. Malcolm Farrington scored 14 points – including the go-ahead three-pointer with 40 seconds remaining that gave Arkansas State the lead for good – and Omar El-Sheikh (11 points, 11 rebounds) also heavily contributed to the Red Wolves' attack.

GAME 8

	1	2	F
	32	51	83
	39	47	86

Monday, Nov. 28

Kathleen and Tom Elam Center • Martin, Tenn.

UTM: 4-4 • MSU: 2-5

UTM HIGH MSU

Stewart (34).....Points.....English (29)
Nix/Stewart (7).....Rebounds.....Shumate (11)
Jeffries (6).....Assists.....English/Massie (5)
Curry (2).....Steals.....English/Blackwell (2)
Simon/Jeffries (1).....Blocks.....3 Tied (1)

STEWART'S CAREER-HIGH SCORING EFFORT PACES TREMENDOUS GUARD PLAY IN 86-83 WIN OVER MCNEESE

Parker Stewart poured in a career-best 34 points – including a pair of clutch free throws with five seconds remaining – to boost UT Martin to an 86-83 triumph over McNeese.

Stewart's 34 points came on a remarkably efficient 11-of-15 shooting performance, which included a 7-for-10 effort from three-point range to tie a career-high in treys. He was a perfect 5-of-5 from the charity stripe while adding a team-high seven rebounds and three assists in 35 minutes of playing time.

KJ Simon tossed in 17 of his season-high 22 points in the second half while Desmond Williams swished four 3-pointers on his way to 12 points for the Skyhawks. Koby Jeffries provided a game-high six assists in 15 minutes off the bench for UT Martin, who won its fourth straight home decision after shooting 44.8 percent (13-of-29) from three-point range and committing only eight turnovers.

McNeese was led by 29 points and five assists out of Trae English while Christian Shumate tallied a double-double of 17 points and 11 rebounds. Johnathan Massie rounded out the double-digit scorers with 11 points, five rebounds and five assists for the Cowboys, who shot 29.6 percent (8-of-27) from the free throw line.

GAME 9

	1	2	F
	38	45	83
	46	44	90

Saturday, Dec. 3

Kimmel Arena • Asheville, NC

UTM: 4-5 • UNCA: 5-3

UTM HIGH UNCA

Simon (20).....Points.....Pember (18)
3 Tied (5).....Rebounds.....Pember (11)
Simon (4).....Assists.....Stephney (6)
Simon (4).....Steals.....Pember/Stephney (2)
Curry (1).....Blocks.....Pember (5)

EVENLY DISTRIBUTED SCORING NOT ENOUGH AS SKYHAWKS DROP A TIGHT 90-83 ROAD CONTEST AT UNC ASHEVILLE

For the second time this season, UT Martin boasted five scorers in double figures but the Skyhawks fell by a 90-83 margin on the road at UNC Asheville.

KJ Simon put together his second straight high-scoring game, tossing in a game-best 20 points with team-highs of five rebounds, four assists and four steals in 31 minutes of action. The senior lefty from Orlando, Fla. has now scored at least 20 points 14 times in 38 career games at UT Martin.

Simon was followed by KK Curry (season-best 15 points, team-high five rebounds), Jordan Sears (13 points on 5-for-6 shooting in 18 minutes), Parker Stewart (12 points) and Koby Jeffries (season-high 11 points on 5-of-7 shooting). The Skyhawks (4-5) connected on 50.8 percent (33-for-65) of their field goal attempts – including a 9-of-23 effort from three-point range (39.1 percent) – and outscored the host Bulldogs 23-11 in points off turnovers.

UNC Asheville placed six players in double digits in the scoring column, led by Drew Pember's 18 points (aided by a 12-for-12 effort from the free throw line), 11 rebounds, five blocks and four assists. Tajion Jones and Fletcher Abree each scored 17 points apiece while Nick McMullen (13 points), Trent Stephney (11 points, game-high six assists) and Jamon Battle (11 points) also pitched in notable scoring performances for the Bulldogs, who overcame 16 turnovers by shooting 87.5 percent (21-for-24) from the charity stripe.



UT MARTIN SKYHAWKS GAME RECAPS



GAME 10

	1	2	OT	F
	25	41	8	74
	47	19	9	75

Sunday, Dec. 11

Kathleen and Tom Elam Center • Martin, Tenn.

UTM: 5-5 • CSU: 3-8

UTM HIGH CSU

Stewart (22).....Points..... Cardet, Jr. (25)
Nix (10).....Rebounds.....Corbett (10)
Nix (4).....Assists..... Cardet, Jr./Corbett (4)
Williams (5).....Steals.....Davis (3)
3 Tied (1).....Blocks..... Cardet, Jr. (2)

UT MARTIN PUSHES HOME WIN STREAK OUT TO FIVE GAMES, OUTLASTING CHICAGO STATE 75-74 IN OVERTIME

UT Martin built a large halftime lead before staving off a furious Chicago State rally, holding on for a 75-74 overtime triumph.

Chris Nix delivered the Skyhawks' first double-double of the season as the junior from Bellevue, Tenn. posted 13 points, 10 rebounds and a career-best four assists. He was 5-of-9 from the floor while nabbing five offensive rebounds to go along with a blocked shot in a career-high 37 minutes, earning the second double-double of his UT Martin career.

Parker Stewart rattled off a team-best 22 points – including seven of the Skyhawks' nine points in overtime – to go along with five rebounds and three assists. KJ Simon added 13 points while Desmond Williams recorded 12 points, three assists and a career-best five steals for UT Martin, who led for 41:16 of clock time on the way to its fifth straight home victory.

Chicago State was led by Wesley Cardet, Jr.'s game-high 25 points while Jahsean Corbett hauled in 23 points and 10 rebounds. Brent Davis additionally scored 12 points for the Cougars, who were forced into 16 turnovers and were held to 27.6 percent shooting (8-of-29) from three-point range.

GAME 11

	1	2	F
	32	43	75
	52	51	103

Tuesday, Dec. 13

Kathleen and Tom Elam Center • Martin, Tenn.

UTM: 6-5 • BU: 7-5

UTM HIGH BU

Stewart (23).....Points..... Guthrie (20)
Curry (10).....Rebounds..... Gadson (5)
Sears (5).....Assists..... Neely/Stojanovic (4)
Curry (4).....Steals..... Neely/Gadson (1)
Sears (2).....Blocks.....6 Tied (1)

SKYHAWKS KNOCK DOWN A SCHOOL-RECORD 17 TREYS IN 103-75 HOME VICTORY OVER BETHEL

For the second time this season, UT Martin topped the century mark on the scoreboard as the Skyhawks boasted a lethal shooting touch in a 103-75 triumph over Bethel.

Playing in front of 3,572 fans as part of the "Character Counts" initiative that involved field trips for 20 local elementary, middle and high schools, UT Martin came out on fire and never let up – leading for 38:29 of clock time. The Skyhawks sank 17 three-pointers in 32 tries for a sizzling 53.1 percent effort, shattering the program record for most triples in a single game (previously set three times from 2015-16).

Parker Stewart led UT Martin in scoring for the sixth time in the last seven games, accumulating 23 points thanks in large part to a 7-of-11 performance from three-point range in 24 minutes of playing time. KJ Simon equaled a season-high with 22 points while KK Curry (15 points, 10 rebounds, career-best four steals) posted the second double-double of his Skyhawk career.

Jordan Sears added 11 points to go along with season-highs of seven rebounds, five assists and two blocks while Josh Endicott narrowly missed a double-double (nine points, nine rebounds) in his first start since Nov. 9. David Kamwanga collected a career-best eight points as all 10 UT Martin players who were dressed out scored.

Located 27 miles away in McKenzie, Tenn., Bethel was led by Connor Guthrie's 20 points. Querrion Gadson and Jose Nazario chipped in 14 and 13 points, respectively, for the Wildcats.

GAME 12

	1	2	F
	39	36	75
	23	44	67

Saturday, Dec. 17

Stroh Center • Bowling Green, Ohio

UTM: 7-5 • BGSU: 4-7

UTM HIGH BGSU

Sears (18).....Points..... Ayers III/Lightfoot (15)
Nix (8).....Rebounds.....Agee (8)
Sears (4).....Assists.....Lightfoot (4)
Sears (3).....Steals.....3 Tied (1)
Nix/Simon (2).....Blocks.....Agee (3)

UT MARTIN TOPPLES BOWLING GREEN FOR A 75-67 NONCONFERENCE ROAD TRIUMPH

UT Martin never trailed, building up a 19-point lead before hanging on down the stretch for an impressive 75-67 victory at Bowling Green.

A 12-0 run and a hard-nosed defensive effort helped the Skyhawks take a 39-23 advantage into the locker room at the halftime break. The Falcons clawed back to get within two points with nine minutes remaining in the contest but UT Martin fended off the hosts and posted its first road victory of the season in the process.

Jordan Sears tied a season-high with 18 points to lead all scorers. The sophomore guard out of Daytona Beach, Fla. added five rebounds, a team-high four assists and season-best three steals in 30 minutes for the Skyhawks.

Backcourt teammates Desmond Williams (season-high 15 points on five 3-pointers) and KJ Simon (12 points, four rebounds, three assists, two steals, two blocks) also reached double figures in the scoring column for UT Martin. Chris Nix grabbed a game-high eight rebounds to help the Skyhawks win the battle on the glass by a 44-39 margin.

Bowling Green was led by 15 points apiece from Leon Ayers III and Willie Lightfoot. Kaden Metheny's 12 points and Samari Curtis' 10 points completed the double-digit scorers for the Falcons, who were held to 37.9 percent (22-of-58) shooting and 8-for-27 (29.6 percent) from three-point land.



UT MARTIN SKYHAWKS

GAME RECAPS



GAME 13

	1	2	F
	33	26	59
	63	57	120

Monday, Dec. 19

Kathleen and Tom Elam Center • Martin, Tenn.

UTM: 8-5 • CRC: 3-10

UTM HIGH CRC

Stewart (26).....Points..... B. Roberson (17)
Curry (10).....Rebounds..... Cousins (8)
Sears (5).....Assists..... K. Roberson (4)
Simon/Sears (2).....Steals.....4 Tied (1)
Jeffries/Myers (2).....Blocks..... Robinson/K. Roberson (2)

STEWART BURIES EIGHT TREYS AS SKYHAWKS SPEED PAST CROWLEY'S RIDGE, 120-59

Parker Stewart pumped in a game-high 26 points behind a career-best eight 3-pointers as UT Martin passed its final nonconference test with flying colors, claiming a 120-59 win against Crowley's Ridge.

Stewart's 26 points came on 9-of-12 shooting, including an 8-of-11 performance from three-point land. His eight treys were the most by any Skyhawk since Alex Anderson made eight 3-pointers against FIU on Nov. 21, 2015 as the graduate from Union City, Tenn. finished only one trifecta shy of UT Martin's Division I record of nine set by Marquis Weddle against Samford on March 4, 2008.

Jalen Myers (18 points, career-high eight rebounds), KJ Simon (16 points, six rebounds, three assists, two steals), Jordan Sears (14 points, game-high five assists, four rebounds, two steals) and Desmond Williams (11 points, season-best four assists) additionally scored in double figures for the Skyhawks, who shot 54.4 percent (43-of-79) from the field, led for 39:08 of clock time, boasted an assist-to-turnover ratio of 26:6, splashed 15 three-pointers and held a 37-2 advantage in fast break points.

The Pioneers were led by Bo Roberson's 17 points while JD Smith added 11 points for the NAIA program located in Paragould, Ark.

GAME 14

	1	2	F
	29	45	74
	46	42	88

Thursday, Dec. 29

Simmons Bank Arena • North Little Rock, Ark.

UTM: 8-6 (0-1) • LR: 5-9 (1-0)

UTM HIGH LR

Simon (24).....Points..... Gardner (23)
Stewart/Simon (7).....Rebounds..... Gordon (12)
Stewart (4).....Assists..... Gardner (5)
3 Tied (1).....Steals..... Gordon (4)
Simon (2).....Blocks..... Gordon/Walker (1)

SLOW OPENING HALF COSTS UT MARTIN IN 88-74 SETBACK AT LITTLE ROCK

UT Martin made a late comeback attempt but ultimately it wasn't enough as the Little Rock Trojans claimed an 88-74 win.

In the waning stages of the second half, the Skyhawks went on a 16-0 run to get within striking distance (11 points with 2:59 remaining) but time ran out on UT Martin's comeback attempt.

KJ Simon posted a game-high 24 points to go along with a team-best seven rebounds, two blocks and an assist for the Skyhawks. Parker Stewart added 13 points with team-highs of seven rebounds and four assists while Desmond Williams (13 points), Jordan Sears (12 points) and KK Curry (11 points) gave UT Martin five double-digit scorers.

Little Rock was led by double-doubles from Myron Gardner (23 points, 10 rebounds) and DeAntoni Gordon (16 points, 12 rebounds). Jordan Jefferson tacked on 19 points while Chris Walker tallied 11 points for the Trojans, who were making their OVC debut.

GAME 15

	1	2	F
	33	24	57
	31	33	64

Saturday, Dec. 31

Kathleen and Tom Elam Center • Martin, Tenn.

UTM: 9-6 (1-1) • MSU: 8-7 (1-1)

UTM HIGH MSU

Sears (18).....Points..... Freeman (18)
Curry (16).....Rebounds..... Gross (14)
Sears (5).....Assists..... Maughmer (3)
Simon (2).....Steals.....3 Tied (2)
Simon (2).....Blocks.....3 Tied (1)

SKYHAWKS EXTEND HOME WINNING STREAK TO EIGHT AFTER THRILLING 64-57 OVC WIN OVER MOREHEAD STATE

Jordan Sears and KK Curry each had huge performances to lift UT Martin to an exciting 64-57 victory against Ohio Valley Conference rival Morehead State.

The Skyhawks trailed by seven points with under five minutes remaining but closed out the contest on an 18-4 run to defeat the Eagles for the first time in exactly six years. The trio of Sears, Curry and KJ Simon tallied 31 of UT Martin's 33 second-half points as the duo of Sears and Curry combined to score 10 of the Skyhawks' last 12 points.

Sears tied season-highs with 18 points and a game-best five assists, converting eight of his 14 field goal attempts. Curry accumulated his second double-double of the season with 14 points and a career-high 16 rebounds – eclipsing his previous high by five boards. Simon added 12 points, four rebounds, two blocks and two steals for UT Martin, who passed last season's victory total while winning its eighth consecutive decision inside the Kathleen and Tom Elam Center.

Morehead State placed a pair of players in double digits in the scoring column as Mark Freeman posted 18 points and Drew Thelwell provided 10 points. The Eagles were held to 19.2 percent (5-of-26) shooting in the second half and 4-for-18 (22.2 percent) from three-point range for the game.



UT MARTIN SKYHAWKS

GAME RECAPS



GAME 16

	1	2	F
	36	46	82
	44	43	87

Thursday, Jan. 5

Kathleen and Tom Elam Center • Martin, Tenn.

UTM: 10-6 (2-1) • SEMO: 6-10 (1-2)

UTM HIGH SEMO

Stewart (25).....Points.....Russell (28)
Curry (13).....Rebounds Clark (10)
Stewart (4).....Assists3 Tied (4)
Nix (3).....StealsRussell (4)
Curry/Sears (1) BlocksBranson (1)

FIVE SCORE IN DOUBLE DIGITS AS UT MARTIN HOLDS ON FOR AN 87-82 OVC WIN OVER SOUTHEAST MISSOURI

UT Martin's home winning streak reached nine games after the Skyhawks earned an 87-82 victory over Southeast Missouri in Ohio Valley Conference action.

UT Martin never trailed and led by as many as 19 points with under nine minutes to play but were forced to withstand a Redhawk rally. Southeast Missouri pulled within a single possession (84-82) with 45 seconds to go before Koby Jeffries and Parker Stewart combined to swish three free throws inside the final 23 seconds to officially seal the win.

Stewart (25 points, five rebounds and game-high four assists) and KK Curry (15 points, game-high 13 rebounds for his second consecutive double-double) paved the way for the Skyhawks. KJ Simon added 11 points while Jeffries tied a season-high with 11 points thanks to a 9-of-10 effort from the free throw line. Jordan Sears provided 10 points for UT Martin.

The Skyhawks shot an even 50 percent (26-of-52) from the floor and made 30 free throws (in 38 tries) for the first time since Jan. 24, 2011 at SIUE – a span of 369 games. In the process, UT Martin extended its NCAA Division I record with its ninth straight home win to open the 2022-23 season and owns its longest home winning streak since nine consecutive victories from Dec. 31, 2016 through Nov. 15, 2017.

Phillip Russell generated a game-high 28 points with four assists, four steals and three rebounds to navigate the Redhawks. Israel Barnes (14 points) and Chris Harris (12 points) also produced notable scoring efforts for Southeast Missouri, who made 13 three-pointers but were held to 39.5 percent shooting (30-of-76) overall.

GAME 17

	1	2	OT	F
	46	25	13	84
	40	31	9	80

Saturday, Jan. 7

Kathleen and Tom Elam Center • Martin, Tenn.

UTM: 10-7 (2-2) • TTU: 6-11 (2-2)

UTM HIGH TTU

Simon (19).....Points.....Harvey (23)
Nix (9).....Rebounds Slatten (10)
Stewart/Jeffries (4).....AssistsWood (5)
Simon/Stewart (3).....Steals4 Tied (1)
Nix (3).....BlocksWood (2)

SIMON TOSSES IN 1,000TH CAREER COLLEGIATE POINT BUT SKYHAWKS FALL TO TENNESSEE TECH IN OVERTIME

KJ Simon, a senior guard at UT Martin, scored the 1,000th point of his collegiate career but the Skyhawks dropped a tough 84-80 decision to Tennessee Tech in overtime.

Simon scored a team-high 19 points to go along with five rebounds, three assists and three steals for UT Martin. The 6-3, 195-pound lefty, who has scored 760 of his points over the last two seasons in a Skyhawk uniform after spending his first two years at Troy, reached the 1,000-point milestone with a dunk at the 4:56 mark of the first half.

Parker Stewart collected 18 points, four assists, three rebounds and three steals while Koby Jeffries registered a career-best 15 points (on 7-of-10 shooting) and team-high four assists for UT Martin. The Skyhawks also received seven points, a team-best nine rebounds and game-high three blocked shots out of Chris Nix but were defeated inside the Kathleen and Tom Elam Center for the first time in 10 tries this season.

Tennessee Tech put five scorers in double figures, led by 23 points from Jayvis Harvey. The Golden Eagles additionally saw Jaylen Sebree (14), Ty Perry (13), Diante Wood (10) and Brett Thompson (10) score in double digits as they shot 43.3 percent (13-of-30) from three-point range.



UT MARTIN SKYHAWKS

UT MARTIN GAME-HIGHS



POINTS	124	CHAMPION CHRISTIAN (11/12/22)
	120	CROWLEY'S RIDGE (12/19/22)
	103	BETHEL (12/13/22)
	96	HARRIS-STOWE (11/15/22)
	87	SOUTHEAST MISSOURI (01/05/23)
FIELD GOALS MADE	52	CHAMPION CHRISTIAN (11/12/22)
	43	CROWLEY'S RIDGE (12/19/22)
FIELD GOAL ATTEMPTS	89	CHAMPION CHRISTIAN (11/12/22)
	79	CROWLEY'S RIDGE (12/19/22)
FIELD GOAL PERCENTAGE	.584 (52-89)	CHAMPION CHRISTIAN (11/12/22)
	.544 (43-79)	CROWLEY'S RIDGE (12/19/22)
3 PT FIELD GOALS MADE	17	BETHEL (12/13/22)
	15	CROWLEY'S RIDGE (12/19/22)
3 PT FG ATTEMPTS	38	CROWLEY'S RIDGE (12/19/22)
	37	HARRIS-STOWE (11/15/22)
3 PT FG PERCENTAGE	.531 (17-32)	BETHEL (12/13/22)
	.448 (13-29)	MCNEESE (11/28/22)
FREE THROWS MADE	30	SOUTHEAST MISSOURI (01/05/23)
	22	PRAIRIE VIEW A&M (11/20/22)
FREE THROW ATTEMPTS	38	SOUTHEAST MISSOURI (01/05/23)
	30	PRAIRIE VIEW A&M (11/20/22)
FREE THROW PERCENTAGE	.889 (8-9)	TENNESSEE TECH (01/07/23)
	.875 (14-16)	HARRIS-STOWE (11/15/22)
REBOUNDS	58	CHAMPION CHRISTIAN (11/12/22)
	56	CROWLEY'S RIDGE (12/19/22)
ASSISTS	32	CHAMPION CHRISTIAN (11/12/22)
	26	CROWLEY'S RIDGE (12/19/22)
STEALS	18	CHAMPION CHRISTIAN (11/12/22)
	12	at Ole Miss (11/18/22)
	12	HARRIS-STOWE (11/15/22)
BLOCKED SHOTS	6	at Youngstown State (11/09/22)
	5	TENNESSEE TECH (01/07/23)
	5	at Little Rock (12/29/22)
	5	CROWLEY'S RIDGE (12/19/22)
	5	at Bowling Green (12/17/22)
	5	PRAIRIE VIEW A&M (11/20/22)
	5	CHAMPION CHRISTIAN (11/12/22)
TURNOVERS	19	at Ole Miss (11/18/22)
	17	at Pitt (11/07/22)
FOULS	28	at Ole Miss (11/18/22)
	27	at Pitt (11/07/22)



UT MARTIN SKYHAWKS

OPPONENT GAME-HIGHS



POINTS	90	at UNC Asheville (12/03/22)
	90	at Youngstown State (11/09/22)
	88	at Little Rock (12/29/22)
	84	TENNESSEE TECH (01/07/23)
	83	MCNEESE (11/28/22)
FIELD GOALS MADE	32	MCNEESE (11/28/22)
	32	at Youngstown State (11/09/22)
FIELD GOAL ATTEMPTS	76	SOUTHEAST MISSOURI (01/05/23)
	71	at Youngstown State (11/09/22)
	71	at Pitt (11/07/22)
FIELD GOAL PERCENTAGE	.564 (31-55)	at UNC Asheville (12/03/22)
	.508 (32-63)	MCNEESE (11/28/22)
3 PT FIELD GOALS MADE	13	TENNESSEE TECH (01/07/23)
	13	SOUTHEAST MISSOURI (01/05/23)
	13	CHAMPION CHRISTIAN (11/12/22)
3 PT FG ATTEMPTS	41	at Pitt (11/07/22)
	39	SOUTHEAST MISSOURI (01/05/23)
3 PT FG PERCENTAGE	.438 (7-16)	at Little Rock (12/29/22)
	.433 (13-30)	TENNESSEE TECH (01/07/23)
FREE THROWS MADE	25	at Little Rock (12/29/22)
	25	at Ole Miss (11/18/22)
FREE THROW ATTEMPTS	38	at Little Rock (12/29/22)
	38	at Ole Miss (11/18/22)
FREE THROW PERCENTAGE	.913 (21-23)	MOREHEAD STATE (12/31/22)
	.875 (21-24)	at UNC Asheville (12/03/22)
REBOUNDS	51	at Pitt (11/07/22)
	43	MCNEESE (11/28/22)
	43	at Youngstown State (11/09/22)
ASSISTS	21	at Pitt (11/07/22)
	20	PRAIRIE VIEW A&M (11/20/22)
STEALS	11	at Ole Miss (11/18/22)
	10	PRAIRIE VIEW A&M (11/20/22)
BLOCKED SHOTS	10	at Pitt (11/07/22)
	6	BETHEL (12/13/22)
TURNOVERS	23	CHAMPION CHRISTIAN (11/12/22)
	19	HARRIS-STOWE (11/15/22)
FOULS	25	SOUTHEAST MISSOURI (01/05/23)
	23	at Little Rock (12/29/22)



UT MARTIN SKYHAWKS

UT MARTIN GAME-LOWS



POINTS	58	at Pitt (11/07/22)
	64	at Arkansas State (11/22/22)
	64	MOREHEAD STATE (12/31/22)
	68	at Ole Miss (11/18/22)
	72	at Youngstown State (11/09/22)
FIELD GOALS MADE	20	at Pitt (11/07/22)
	22	at Arkansas State (11/22/22)
FIELD GOAL ATTEMPTS	52	SOUTHEAST MISSOURI (01/05/23)
	53	PRAIRIE VIEW A&M (11/20/22)
FIELD GOAL PERCENTAGE	.323 (20-62)	at Pitt (11/07/22)
	.359 (23-64)	at Little Rock (12/29/22)
3 PT FIELD GOALS MADE	2	MOREHEAD STATE (12/31/22)
	3	at Pitt (11/07/22)
3 PT FG ATTEMPTS	15	at Youngstown State (11/09/22)
	15	MOREHEAD STATE (12/31/22)
	15	SOUTHEAST MISSOURI (01/05/23)
3 PT FG PERCENTAGE	.133 (2-15)	MOREHEAD STATE (12/31/22)
	.158 (3-19)	at Pitt (11/07/22)
FREE THROWS MADE	8	at UNC Asheville (12/03/22)
	8	TENNESSEE TECH (01/07/23)
FREE THROW ATTEMPTS	9	TENNESSEE TECH (01/07/23)
	11	at UNC Asheville (12/03/22)
FREE THROW PERCENTAGE	.550 (11-20)	at Youngstown State (11/09/22)
	.600 (9-15)	at Ole Miss (11/18/22)
REBOUNDS	27	at UNC Asheville (12/03/22)
	29	at Arkansas State (11/22/22)
ASSISTS	6	MOREHEAD STATE (12/31/22)
	7	at Pitt (11/07/22)
STEALS	3	at Little Rock (12/29/22)
	4	MCNEESE (11/28/22)
BLOCKED SHOTS	1	at UNC Asheville (12/03/22)
	2	at Pitt (11/07/22)
	2	at Ole Miss (11/18/22)
	2	MCNEESE (11/28/22)
	2	SOUTHEAST MISSOURI (01/05/23)
TURNOVERS	6	CROWLEY'S RIDGE (12/19/22)
	8	MCNEESE (11/28/22)
	8	at Bowling Green (12/17/22)
	8	MOREHEAD STATE (12/31/22)
FOULS	9	CHAMPION CHRISTIAN (11/12/22)
	14	CHICAGO STATE (12/11/22)
	14	BETHEL (12/13/22)
	14	SOUTHEAST MISSOURI (01/05/23)



UT MARTIN SKYHAWKS

OPPONENT GAME-LOWS



POINTS	53	HARRIS-STOWE (11/15/22)
	57	MOREHEAD STATE (12/31/22)
	59	CROWLEY'S RIDGE (12/19/22)
	65	CHAMPION CHRISTIAN (11/12/22)
	67	at Bowling Green (12/17/22)
FIELD GOALS MADE	16	MOREHEAD STATE (12/31/22)
	20	HARRIS-STOWE (11/15/22)
FIELD GOAL ATTEMPTS	52	MOREHEAD STATE (12/31/22)
	54	at Ole Miss (11/18/22)
FIELD GOAL PERCENTAGE	.308 (16-52)	MOREHEAD STATE (12/31/22)
	.323 (21-65)	CROWLEY'S RIDGE (12/19/22)
3 PT FIELD GOALS MADE	3	CROWLEY'S RIDGE (12/19/22)
	4	BETHEL (12/13/22)
	4	MOREHEAD STATE (12/31/22)
3 PT FG ATTEMPTS	15	BETHEL (12/13/22)
	16	at Little Rock (12/29/22)
3 PT FG PERCENTAGE	.143 (3-21)	CROWLEY'S RIDGE (12/19/22)
	.222 (4-18)	MOREHEAD STATE (12/31/22)
FREE THROWS MADE	4	CHAMPION CHRISTIAN (11/12/22)
	6	HARRIS-STOWE (11/15/22)
	6	CHICAGO STATE (12/11/22)
FREE THROW ATTEMPTS	6	CHAMPION CHRISTIAN (11/12/22)
	12	CHICAGO STATE (12/11/22)
FREE THROW PERCENTAGE	.296 (8-27)	MCNEESE (11/28/22)
	.462 (6-13)	HARRIS-STOWE (11/15/22)
REBOUNDS	25	CHAMPION CHRISTIAN (11/12/22)
	30	PRAIRIE VIEW A&M (11/20/22)
ASSISTS	8	MOREHEAD STATE (12/31/22)
	9	CROWLEY'S RIDGE (12/19/22)
STEALS	2	BETHEL (12/13/22)
	3	at Bowling Green (12/17/22)
BLOCKED SHOTS	1	SOUTHEAST MISSOURI (01/05/23)
	2	at Little Rock (12/29/22)
	2	TENNESSEE TECH (01/07/23)
TURNOVERS	7	SOUTHEAST MISSOURI (01/05/23)
	9	at Youngstown State (11/09/22)
FOULS	11	HARRIS-STOWE (11/15/22)
	11	TENNESSEE TECH (01/07/23)



UT MARTIN INDIVIDUAL GAME-HIGHS

Points	34	STEWART, Parker vs McNeese (11/28/22)
	26	STEWART, Parker vs Crowley's Ridge (12/19/22)
	25	STEWART, Parker vs Southeast Missouri (01/05/23)
	24	SIMON, KJ at Little Rock (12/29/22)
	23	STEWART, Parker vs Bethel (12/13/22)
	23	MYERS, Jalen vs Champion Christian (11/12/22)
Field Goals Made	11	STEWART, Parker vs McNeese (11/28/22)
	11	NIX, Chris vs Champion Christian (11/12/22)
	11	MYERS, Jalen vs Champion Christian (11/12/22)
Field Goal Att.	19	SIMON, KJ at Little Rock (12/29/22)
	17	SIMON, KJ vs Tennessee Tech (01/07/23)
	17	SIMON, KJ at UNC Asheville (12/03/22)
FG Pct (min 5 made)	.917 (11-12)	NIX, Chris vs Champion Christian (11/12/22)
	.846 (11-13)	MYERS, Jalen vs Champion Christian (11/12/22)
3-Point FG Made	8	STEWART, Parker vs Crowley's Ridge (12/19/22)
	7	STEWART, Parker vs Bethel (12/13/22)
	7	STEWART, Parker vs McNeese (11/28/22)
3-Point FG Att.	12	WILLIAMS, Desmond at Bowling Green (12/17/22)
	12	WILLIAMS, Desmond vs Chicago State (12/11/22)
3-Pt FG Pct (min 3 made)	.750 (3-4)	SIMON, KJ vs Bethel (12/13/22)
	.727 (8-11)	STEWART, Parker vs Crowley's Ridge (12/19/22)
Free Throws Made	9	JEFFRIES, Koby vs Southeast Missouri (01/05/23)
	9	SEARS, Jordan vs Prairie View A&M (11/20/22)
Free Throw Att.	13	SIMON, KJ vs McNeese (11/28/22)
	11	SEARS, Jordan at Little Rock (12/29/22)
	11	SEARS, Jordan vs Prairie View A&M (11/20/22)
	11	STEWART, Parker vs Prairie View A&M (11/20/22)
FT Pct (min 4 made)	1.000 (5-5)	STEWART, Parker vs Tennessee Tech (01/07/23)
	1.000 (5-5)	STEWART, Parker vs McNeese (11/28/22)
	1.000 (4-4)	ENDICOTT, Josh vs Crowley's Ridge (12/19/22)
	1.000 (4-4)	MYERS, Jalen vs Crowley's Ridge (12/19/22)
	1.000 (4-4)	SEARS, Jordan vs Bethel (12/13/22)
	1.000 (4-4)	CURRY, KK vs Harris-Stowe (11/15/22)
	1.000 (4-4)	ENDICOTT, Josh vs Champion Christian (11/12/22)
	1.000 (4-4)	STEWART, Parker vs Champion Christian (11/12/22)
	1.000 (4-4)	CURRY, KK at Youngstown State (11/09/22)
Rebounds	16	CURRY, KK vs Morehead State (12/31/22)
	13	CURRY, KK vs Southeast Missouri (01/05/23)
Assists	6	JEFFRIES, Koby vs McNeese (11/28/22)
	6	JEFFRIES, Koby vs Champion Christian (11/12/22)
Steals	6	STEWART, Parker vs Harris-Stowe (11/15/22)
	5	WILLIAMS, Desmond vs Chicago State (12/11/22)
Blocked Shots	3	NIX, Chris vs Tennessee Tech (01/07/23)
	3	NIX, Chris vs Prairie View A&M (11/20/22)
Turnovers	5	SIMON, KJ at Pitt (11/07/22)
	5	STEWART, Parker at Pitt (11/07/22)



OPPONENT INDIVIDUAL GAME-HIGHS

Points	29	Trae English vs McNeese (11/28/22)
	29	Xavier Hall vs Champion Christian (11/12/22)
	28	Phillip Russell vs Southeast Missouri (01/05/23)
	27	Blake Hinson at Pitt (11/07/22)
	25	Wesley Cardet vs Chicago State (12/11/22)
Field Goals Made	11	Jahsean Corbett vs Chicago State (12/11/22)
	11	Trae English vs McNeese (11/28/22)
Field Goal Att.	21	Alex Nunnally vs Harris-Stowe (11/15/22)
	20	Phillip Russell vs Southeast Missouri (01/05/23)
	20	Trae English vs McNeese (11/28/22)
FG Pct (min 5 made)	.857 (6-7)	Federiko Federiko at Pitt (11/07/22)
	.750 (9-12)	Connor Guthrie vs Bethel (12/13/22)
	.750 (6-8)	Tajion Jones at UNC Asheville (12/03/22)
3-Point FG Made	7	Xavier Hall vs Champion Christian (11/12/22)
	6	Phillip Russell vs Southeast Missouri (01/05/23)
3-Point FG Att.	13	Phillip Russell vs Southeast Missouri (01/05/23)
	12	Blake Hinson at Pitt (11/07/22)
3-Pt FG Pct (min 3 made)	1.000 (3-3)	Markise Davis at Arkansas State (11/22/22)
	.750 (3-4)	Tajion Jones at UNC Asheville (12/03/22)
	.750 (3-4)	Yahuza Rasas vs Prairie View A&M (11/20/22)
Free Throws Made	13	Myron Gardner at Little Rock (12/29/22)
	12	Drew Pember at UNC Asheville (12/03/22)
Free Throw Att.	19	Myron Gardner at Little Rock (12/29/22)
	12	Drew Pember at UNC Asheville (12/03/22)
FT Pct (min 4 made)	1.000 (12-12)	Drew Pember at UNC Asheville (12/03/22)
	1.000 (6-6)	Drew Thelwell vs Morehead State (12/31/22)
	1.000 (6-6)	Mark Freeman vs Morehead State (12/31/22)
	1.000 (6-6)	Kortrijk Miles vs Prairie View A&M (11/20/22)
	1.000 (4-4)	Brett Thompson vs Tennessee Tech (01/07/23)
	1.000 (4-4)	JD Smith vs Crowley's Ridge (12/19/22)
	1.000 (4-4)	Jaylen Bozeman vs Crowley's Ridge (12/19/22)
	1.000 (4-4)	Avery Felts at Arkansas State (11/22/22)
	1.000 (4-4)	TJ Caldwell at Ole Miss (11/18/22)
	1.000 (4-4)	Malek Green at Youngstown State (11/09/22)
Rebounds	14	Alex Gross vs Morehead State (12/31/22)
	13	Blake Hinson at Pitt (11/07/22)
Assists	7	Caleb Fields at Arkansas State (11/22/22)
	7	Jamarius Burton at Pitt (11/07/22)
	7	Nelly Cummings at Pitt (11/07/22)
Steals	6	Will Douglas vs Prairie View A&M (11/20/22)
	5	Myles Burns at Ole Miss (11/18/22)
Blocked Shots	5	Drew Pember at UNC Asheville (12/03/22)
	3	Rashaun Agee at Bowling Green (12/17/22)
	3	Federiko Federiko at Pitt (11/07/22)
Turnovers	5	Omar El-Sheikh at Arkansas State (11/22/22)
	5	Alex Nunnally vs Harris-Stowe (11/15/22)
	5	Jamarric Hammond vs Harris-Stowe (11/15/22)
	5	Ariyon Williams vs Champion Christian (11/12/22)
	5	Jason Garcia vs Champion Christian (11/12/22)



UT MARTIN SKYHAWKS

LAST TIME IT HAPPENED



FOR UT MARTIN

UTM as a team...

Scored 100+ points..... 120 vs. Crowley's Ridge (12/19/22)
 Scored fewer than 40 points..... 37 at #23 Butler (12/22/14)
 Shot 60% FG or better... 61.2 percent (30-49) vs. Southeast Missouri (2/14/19)
 Shot less than 30% FG..... 29.8 percent (17-57) at Morehead State (1/23/21)
 Made 30+ free throws..... 30 vs. Southeast Missouri (1/5/23)
 Attempted 30+ free throws..... 38 vs. Southeast Missouri (1/5/23)
 Had 10+ blocks..... 12 vs. Tennessee State (2/5/22)
 Grabbed 50+ rebounds..... 56 vs. Crowley's Ridge (12/19/22)
 Grabbed less than 20 rebounds..... 19 vs. Tennessee Tech (12/31/11)
 Grabbed 20+ offensive rebounds..... 20 vs. Champion Christian (11/12/22)
 Handed out 25+ assists..... 26 vs. Crowley's Ridge (12/19/22)
 Made 10+ three-pointers..... 15 vs. Crowley's Ridge (12/19/22)
 Did not make a 3-pointer..... vs. Murray State (2/3/01)
 Played an overtime game..... L, 84-80 vs. Tennessee Tech (1/7/23)
 Played a multiple overtime game... W (2OT), 93-87 vs. Evansville (12/2/20)

A UTM player...

Scored 40+ points..... Lester Hudson (42) vs. Tennessee Tech (3/3/09)
 Scored 30-39 points..... Parker Stewart (34) vs. McNeese (11/28/22)
 Made 15+ free throws..... Cameron Holden (15) vs. Bethel (12/15/20)
 Made 10-14 free throws... Cameron Holden (11) at Eastern Illinois (2/27/21)
 Had a double-double..... KK Curry (15 points, 13 rebounds)
 vs. Southeast Missouri (1/5/23)
 Had a pts-ast double-double..... Fatodd Lewis (34 points, 12 assists)
 vs. UC Clermont (12/10/17)
 Had a triple-double..... Fatodd Lewis (34 points, 16 rebounds, 12 assists)
 vs. UC Clermont (12/10/17)
 Had 5+ blocks..... KJ Simon (5) at Tennessee State (1/6/22)
 Had 5+ steals..... Desmond Williams (5) vs. Chicago State (12/11/22)
 Grabbed 20+ rebounds..... Quintin Dove (20) vs. SIUE (2/27/20)
 Grabbed 15-19 rebounds..... KK Curry (16) vs. Morehead State (12/31/22)
 Handed out 10+ assists..... Preston Parks (11) vs. Brescia (12/15/18)
 Made 8+ three-pointers... Parker Stewart (8) vs. Crowley's Ridge (12/19/22)
 Made 5-7 three-pointers..... KJ Simon (5) at Little Rock (12/29/22)
 Completed a 4-point play..... Derek Hawthorne, Jr. vs. Belmont (1/11/20)
 Hit a GW buzzer-beater..... Ajani Kennedy vs. Austin Peay (2/8/21)

Two UT Martin players had...

25+ points..... Derek Hawthorne, Jr. (30) and Quintin Dove (27)
 vs. Southeast Missouri (2/29/20)
 20+ points..... Parker Stewart (23) and KJ Simon (22)
 vs. Bethel (12/13/22)
 Double-doubles..... Fatodd Lewis (34 points, 16 rebounds, 12 assists)
 and Jailen Gill (10 points, 10 rebounds) vs. UC Clermont (12/10/17)

UTM had...scorers in double-figures

Seven..... Andres Irrarrazabal (15), Troy King (11), Terence Smith (11),
 Benzor Simmons (11), Mike Liabo (11), Reuben Clayton (10),
 Dane Smith (10) vs. Southeast Missouri (1/20/11)
 Six... Darius Simmons (18), KJ Simon (16), KK Curry (16), Bernie Andre (13),
 Josiah Morris (12), Chris Nix (10) vs. Carver College (11/24/21)
 Five..... Parker Stewart (25), KK Curry (15), KJ Simon (11),
 Koby Jeffries (11), Jordan Sears (10) vs. Southeast Missouri (1/5/23)
 Zero..... at Ole Miss (12/22/20)

AGAINST UT MARTIN

Opponent as a team...

Scored 100+ points..... 113 at Eastern Kentucky (1/21/21)
 Scored fewer than 40 points..... 29 vs. Champion Baptist (11/20/14)
 Shot 60% FG or better..... 61.4 percent (35-57) vs. Belmont (1/8/22)
 Shot less than 30% FG..... 26.7 percent (16-60) vs. Carver College (11/24/21)
 Made 30+ free throws..... 33 at Murray State (1/5/14)
 Attempted 30+ free throws..... 38 at Little Rock (12/29/22)
 Had 10+ blocks..... 10 at Pitt (11/7/22)
 Grabbed 50+ rebounds..... 51 at Pitt (11/7/22)
 Grabbed less than 20 rebounds..... 19 vs. Eastern Illinois (1/29/15)
 Grabbed 20+ offensive rebounds..... 24 vs. SIUE (1/24/22)
 Handed out 25+ assists..... 27 vs. Belmont (1/8/22)
 Made 10+ three-pointers..... 13 vs. Tennessee Tech (1/7/23)
 Played an overtime game..... W, 84-80 vs. Tennessee Tech (1/7/23)
 Played a multiple overtime game..... L (2OT), 93-87 vs. Evansville (12/2/20)

An opposing player...

Scored 40+ points..... Josh Gomes (40) at Eastern Illinois (2/7/04)
 Scored 30-39 points..... KJ Williams (33) at Murray State (1/22/22)
 Made 15+ free throws..... Mike Robinson (16) vs. Eastern Illinois (2/10/07)
 Made 10-14 free throws..... Myron Gardner (13) at Little Rock (12/29/22)
 Had a double-double..... Myron Gardner (23 points, 10 rebounds)/
 DeAntoni Gordon (16 points, 12 rebounds) at Little Rock (12/29/22)
 Had a pts-ast double-double..... Kejuan Clements (15 points, 10 assists)
 at Eastern Illinois (2/12/22)
 Had a triple-double..... Isacc Miles (13 points, 10 rebounds, 11 assists)
 at Murray State (2/23/09)
 Had 5+ blocks..... Drew Pember (5) at UNC Asheville (12/3/22)
 Had 5+ steals..... Will Douglas (6) vs. Prairie View A&M (11/20/22)
 Grabbed 20+ rebounds..... Kenneth Faried (20) at Morehead State (12/2/10)
 Grabbed 15-19 rebounds..... KJ Williams (15) at Murray State (1/22/22)
 Handed out 10+ assists..... Kejuan Clements (10) at Eastern Illinois (2/12/22)
 Made 8+ three-pointers..... Trae Berhow (8) at Northern Iowa (11/19/19)
 Made 5-7 three-pointers..... Jayvis Harvey (5) vs. Tennessee Tech (1/7/23)
 Completed a 4-point play..... Chris Harris vs. Southeast Missouri (1/5/23)
 Hit a GW buzzer-beater... Antonius Cleveland vs. Southeast Missouri (2/22/14)

Two opposing players had...

25+ points..... Zach Glotta (26) and Terry Taylor (25)
 at Austin Peay (2/23/19)
 20+ points..... Wesley Cardet, Jr. (25) and Jahsean Corbett (23)
 vs. Chicago State (12/11/22)
 Double-doubles..... Myron Gardner (23 points, 10 rebounds)
 and DeAntoni Gordon (16 points, 12 rebounds) at Little Rock (12/29/22)

Opponent had...scorers in double-figures

Seven..... Jared Prickett (21), Tony Delk (17), Roderick Rhodes (16),
 Antoine Walker (15), Andre Riddick (11), Mark Pope (11),
 Walter McCarty (10) at #4 Kentucky (11/26/94)
 Six..... Drew Pember (18), Tajion Jones (17), Fletcher Abree (17),
 ... Nick McMullen (13), Trent Stephney (11), Jamon Battle (11) at UNC Asheville (12/3/22)
 Five..... Jayvis Harvey (23), Jaylen Sebree (14), Ty Perry (13),
 Diante Wood (10), Brett Thompson (10) vs. Tennessee Tech (1/7/23)
 Zero..... vs. Cumberland (11/15/16)



UT MARTIN SKYHAWKS

SCOUTING THE OPPONENT



Game Records									
Record	Overall	Home	Away	Neutral	Score by Periods	1st	2nd	OT	TOT
All Games	10-7	8-2	1-1	1-1	Team				
CONFERENCE	2-2	1-1	1-1	0-0	Tennessee St.	644	700	0	1344
NON-CONFERENCE	8-5	7-1	0-1	1-1	Opponents	617	635	0	1252

Team Box Score									
No.	Player	GP-GS	MIN	AVG	Total	3-Point	F-Throw	Rebounds	PF
4	CLAY, Jr.	15-15	400-12	32.7	92-206	44-57	772	11	47
1	FITZGERALD JR., Marcus	17-17	539-29	31.7	83-202	21-64	328	67-82	817
2	BROWN, Christian	10-5	193-47	19.4	43-75	573	14-28	500	42-56
20	BOYD, Dedric	15-6	326-10	21.7	56-132	424	33-92	359	16-20
10	MAKUOI, Adong	17-17	385-27	22.7	66-103	641	0-1	.000	35-63
0	GRIFFIN, Zion	11-8	281-54	25.6	34-74	459	11-32	344	9-18
11	WILLIAMS, Justin	17-13	449-26	26.4	26-73	356	5-20	250	19-26
44	ACOSTA, David	17-0	180-10	10.6	28-40	700	0-0	.000	7-16
13	KUETH, Zool	17-4	266-31	15.7	20-65	308	12-47	255	10-14
30	ANGLIN, Jalen	6-0	22-56	3.8	5-12	437	4-8	500	0-0
3	RIGGS ABNER, Ethan	10-0	103-23	10.3	8-18	444	2-9	222	5-7
23	DOWUONA, Emmanuel	6-0	36-28	6.1	5-8	625	0-0	.000	2-4
5	BARTHOLOMEW, Tajik	12-0	126-47	10.6	7-24	292	3-12	250	3-6
Team									
Total		17	3403		471-1032	456	143-415	345	259-369
Opponents		17	3400		430-964	446	138-383	360	254-348

A headshot of Brian "Penny" Collins, a Black man with short dark hair and a beard, wearing glasses and a dark suit jacket over a white shirt. He is smiling slightly and looking towards the camera. The background is a solid blue color.

HEAD COACH

Brian "Penny" Collins
Belmont, 2006

Career Record: 55-80 (Fifth Season)

School Record: Same

ALL-TIME SERIES HISTORY BREAKDOWN

Tennessee State leads 36-29

UTM Record in Nashville: 11-23

Largest UTM Win: 27 (100-73 on Feb. 7, 2009)

Largest UTM Loss: 32 (80-48 on Jan. 10, 2013)

Date	H/A/N	Result	Date	H/A/N	Result
12/5/66	A	L, 64-51	2/6/03	A	W, 95-75
12/8/76	A	W, 51-49	1/22/04	A	W, 78-69
2/8/77	H	W, 65-63	2/21/04	H	L, 81-72
12/3/77	A	L, 83-53	1/20/05	H	L, 92-76
1/4/78	H	W, 66-58	2/19/05	A	W, 74-68
1/3/79	H	L, 68-56	1/7/06	A	L, 85-82
1/15/79	A	L, 83-67	2/9/06	H	W, 71-68
1/14/80	A	L, 92-72	1/6/07	H	W, 73-65
2/6/80	A	L, 83-76	2/6/07	A	W, 76-74
12/22/80	A	L, 62-58	1/7/08	A	W, 75-74
1/20/81	H	W, 68-67	2/7/08	H	W, 91-80
1/23/92	A	L, 66-49	1/10/09	H	W, 78-65
1/25/93	A	L, 85-67	2/7/09	A	W, 100-73
2/15/93	H	L, 79-70	1/9/10	A	L, 73-59
2/2/94	A	L, 94-79	2/6/10	H	L, 74-68
2/9/94	H	L, 93-80	1/8/11	H	L, 67-64
1/7/95	A	L, 78-66	2/5/11	A	L, 56-47
2/8/95	H	L, 87-74	3/2/11*	N	W, 68-64
1/8/96	A	L, 83-78 (OT)	12/29/11	A	L, 83-67
2/3/96	H	W, 71-67	1/26/12	H	L, 72-59
1/11/97	H	W, 65-54	1/10/13	A	L, 80-48
2/10/97	A	L, 86-84 (2OT)	1/13/14	H	W, 100-81
1/22/98	A	L, 74-70	2/26/15	A	W, 69-52
2/19/98	H	L, 68-53	2/25/16	H	W, 72-56
1/23/99	H	L, 67-56	1/7/17	A	L, 76-65
2/20/99	A	L, 66-57 (OT)	12/28/17	H	W, 63-60 (OT)
1/18/00	H	W, 75-59	1/31/19	A	L, 68-67
2/21/00	A	L, 74-71	3/2/19	H	W, 91-86
1/25/01	H	L, 93-76	1/9/20	H	W, 87-74
2/6/01	A	W, 93-77	1/7/21	A	L, 74-62
1/12/02	A	W, 91-79	1/6/22	A	W, 94-78
2/7/02	H	W, 84-78	2/5/22	H	L, 69-61
1/11/03	H	W, 106-86			



HEAD COACH

Brian "Penny" Collins

Belmont, 2006

Career Record: 55-80 (Fifth Season)

School Record: Same

No.	Name	Pos.	Ht.	Wt.	Class	Hometown (Previous School)
0	Zion Griffin	F	6-7	215	Gr.	Chicago, Ill. (Illinois-Chicago)
1	Marcus Fitzgerald, Jr.	G	6-2	175	So.	Nashville, Tenn. (Pearl-Cohn HS)
2	Christian Brown	F	6-6	215	Jr.	Hopkins, SC (Georgia)
3	Ethan Riggs Abner	G	6-6	195	So.	Mt. Juliet, Tenn. (Green Hill HS)
4	Jr. Clay	G	6-0	170	Gr.	Chattanooga, Tenn. (Tennessee Tech)
5	Tajik Bartholomew	G	6-3	180	Jr.	Austin, Texas (Tohono O'odham CC)
10	Adong Makuoi	C	6-9	220	Gr.	Edmonton, Alberta, Canada (Northern Illinois)
11	Justin Williams	G	6-3	185	So.	Los Angeles, Calif. (West Los Angeles College)
12	Learic Davis	G/F	6-7	175	Fr.	Milwaukee, Wis. (Milwaukee Bradley Tech HS)
13	Zool Kueth	F	6-7	210	Gr.	Gallatin, Tenn. (Northern Illinois)
20	Dedric Boyd	G	6-4	195	R-Sr.	Brownsville, Tenn. (Illinois State)
23	Emmanuel Dowuona	F	6-10	245	R-Jr.	Miami, Fla. (Purdue)
30	Jalen Anglin	G	6-4	180	Fr.	Atwood, Tenn. (West Carroll HS)
44	David Acosta	F	6-11	245	Jr.	Santiago, Dominican Republic (Cloud County CC)
55	Knute Wood	G	6-4	185	Fr.	Killen, Ala. (Brooks HS)



UT MARTIN SKYHAWKS

AROUND THE OVC



LEAGUE STANDINGS

(Through Jan. 11)

CONFERENCE							OVERALL						
School.....	W.....	L.....	Pct.....	Home.....	Away.....	Strk	W.....	L.....	Pct.....	Home ...	Away ...	Neut...	Strk
SIUE.....	3	1	.750	2-0	1-1	W2	12	5	.706	6-1	4-4	2-0	W2
Morehead State.....	3	1	.750	2-0	1-1	W2	10	7	.588	8-1	2-6	0-0	W2
UT Martin.....	2	2	.500	2-1	0-1	L1	10	7	.588	9-1	1-6	0-0	L1
Tennessee State.....	2	2	.500	1-1	1-1	W1	10	7	.588	8-2	1-4	1-1	W1
Lindenwood.....	2	2	.500	1-1	1-1	L1	7	10	.412	5-1	2-7	0-2	L1
Southeast Missouri.....	2	2	.500	1-0	1-2	W1	7	10	.412	3-2	3-7	1-1	W1
Eastern Illinois.....	2	2	.500	2-0	0-2	L2	6	11	.353	4-4	2-6	0-1	L2
Tennessee Tech.....	2	2	.500	1-0	1-2	W2	6	11	.353	5-3	1-8	0-0	W2
Southern Indiana.....	1	3	.250	1-1	0-2	L3	8	9	.471	6-1	1-8	1-0	L3
Little Rock.....	1	3	.250	1-2	0-1	L3	5	12	.294	5-2	0-10	0-0	L3

THIS WEEK'S SCHEDULE

Thursday, January 12

- *Lindenwood at Southeast Missouri, 7 p.m.
- *SIUE at Eastern Illinois, 7:30 p.m.
- *Morehead State at Tennessee Tech, 7:30 p.m.
- *UT Martin at Tennessee State, 8 p.m.
- *Little Rock at Southern Indiana, 8 p.m.

Saturday, January 14

- *Southeast Missouri at Morehead State, 2 p.m.
- *Tennessee State at Tennessee Tech, 3 p.m.
- *Little Rock at Eastern Illinois, 3:30 p.m.
- *Lindenwood at SIUE, 5:30 p.m.
- *UT Martin at Southern Indiana, 7:30 p.m.

LAST WEEK'S RESULTS

Wednesday, January 4

- *Lindenwood 67, @Little Rock 62

Thursday, January 5

- *@SIUE 81, Tennessee State 72
- *@Morehead State 84, Southern Indiana 80
- *@Tennessee Tech 70, Eastern Illinois 49
- *@UT Martin 87, Southeast Missouri 82

Saturday, January 7

- *@Morehead State 69, Eastern Illinois 59
- *Tennessee State 60, @Lindenwood 57
- *Tennessee Tech 84, @UT Martin 80 (OT)
- *Southeast Missouri 74, @Little Rock 68
- *SIUE 69, @Southern Indiana 62



UT MARTIN SKYHAWKS

INDIVIDUAL GAME-BY-GAME



#0 KK CURRY

Forward • 6-6 • 205 • Junior
Cleveland, Tenn.
South Alabama

Date	Opp	Min	FG	3FG	FT	O-D-R	PF	A	TO	B	S	PTS
N7	@Pitt	18	2-3	0-0	0-0	2-3-5	1	0	0	0	0	4
N9	@YSU	17	2-2	0-0	4-4	0-3-3	2	1	2	2	1	8
N12	Champ	19	5-7	0-0	1-2	4-4-8	2	2	0	1	0	11
N15	HStowe	17	2-3	0-0	4-4	0-4-4	2	0	0	0	0	8
N18	@OleMS	23	5-7	0-0	2-2	0-3-3	4	0	1	0	4	12
N20	PVAM	29	6-9	0-1	3-3	1-7-8	3	0	2	1	3	15
N22	@ArkSt	27	0-3	0-0	2-2	1-0-1	2	0	0	1	1	2
N28	McNeese	24	2-5	0-0	3-7	1-4-5	4	1	0	0	2	7
D3	@UNCA	31	7-10	0-0	1-1	1-4-5	2	2	3	1	2	15
D11	ChcgoSt	34	1-3	0-0	3-4	4-3-7	3	1	3	0	2	5
D13	Bethel	27	4-5	2-2	5-8	1-9-10	0	2	1	1	4	15
D17	@BGSU	30	3-7	0-1	2-2	2-2-4	4	0	0	1	1	8
D19	CrwRdg	14	3-4	0-0	1-4	2-8-10	1	1	1	0	1	7
D29	@LR	24	3-4	0-1	5-6	3-2-5	2	0	1	0	1	11
D31	MOR	30	4-8	0-0	6-8	5-11-16	3	0	1	1	0	14
J5	SEMO	33	6-8	0-0	3-5	2-11-13	1	1	2	1	1	15
J7	TTU	16	1-3	0-0	0-0	0-1-1	3	0	2	0	0	2
J12	@TSU											
J14	@USI											
J19	@SEMO											
J21	EIU											
J26	LWU											
J28	USI											
F2	@SIUE											
F4	@LWU											
F9	@EIU											
F11	LR											
F16	SIUE											
F18	@TTU											
F23	TSU											
F25	@MOR											

CAREER-HIGHS

Points..... 24 (twice), last vs. Morehead State (2/16/22)
Field Goals..... 10 vs. Morehead State (2/16/22)
Field Goal Attempts..... 18 vs. Morehead State (2/16/22)
3-Pointers Made..... 2 (twice), last vs. Bethel (12/13/22)
3-Pointers Attempted..... 3 at Tennessee Tech (2/26/22)
Free Throws Made..... *10 at Alabama A&M (12/19/20)
Free Throw Attempts..... *14 at Alabama A&M (12/19/20)
Rebounds..... 16 vs. Morehead State (12/31/22)
Assists..... 4 vs. Carver College (11/24/21)
Blocked Shots..... 3 (4 times), last vs. Eastern Illinois (1/27/22)
Steals..... 4 (twice), last vs. Bethel (12/13/22)
Minutes Played..... 35 (twice), last at Florida Atlantic (11/19/21)

*set while playing for South Alabama



#1 KOBY JEFFRIES

Guard • 6-3 • 190 • R-Sophomore
Memphis, Tenn.
UAB

Date	Opp	Min	FG	3FG	FT	O-D-R	PF	A	TO	B	S	PTS
N7	@Pitt	30	3-11	0-3	0-0	0-5-5	1	2	1	0	1	6
N9	@YSU	12	0-2	0-0	1-2	0-1-1	2	1	2	1	1	1
N12	Champ	19	2-7	0-2	0-2	0-3-3	2	6	2	0	3	4
N15	HStowe	19	2-3	1-2	3-4	0-4-4	2	2	2	0	0	8
N18	@OleMS	15	0-1	0-0	1-2	0-1-1	2	2	1	0	0	1
N20	PVAM	17	1-2	0-1	0-1	0-1-1	0	1	2	0	1	2
N22	@ArkSt	12	0-2	0-0	0-0	1-3-4	0	2	0	0	0	0
N28	McNeese	15	1-1	0-0	3-4	0-3-3	0	6	1	1	0	5
D3	@UNCA	22	5-7	0-1	1-1	0-2-2	2	3	2	0	1	11
D11	ChcgoSt	24	2-2	1-1	1-2	0-1-1	1	3	1	1	0	6
D13	Bethel	20	2-4	0-1	0-0	0-2-2	0	2	3	0	2	4
D17	@BGSU	14	0-4	0-3	2-2	1-1-2	1	1	1	0	0	2
D19	CrwRdg	27	3-7	0-3	2-2	1-6-7	2	3	0	2	0	8
D29	@LR	6	0-1	0-0	1-2	0-0-0	2	1	2	0	0	1
D31	MOR	17	2-3	1-2	0-0	0-2-2	1	1	2	0	0	5
J5	SEMO	18	1-1	0-0	9-10	0-3-3	3	2	1	0	0	11
J7	TTU	35	7-10	1-2	0-0	0-2-2	2	4	2	0	0	15
J12	@TSU											
J14	@USI											
J19	@SEMO											
J21	EIU											
J26	LWU											
J28	USI											
F2	@SIUE											
F4	@LWU											
F9	@EIU											
F11	LR											
F16	SIUE											
F18	@TTU											
F23	TSU											
F25	@MOR											

CAREER-HIGHS

Points..... 15 vs. Tennessee Tech (1/7/23)
Field Goals..... 7 vs. Tennessee Tech (1/7/23)
Field Goal Attempts..... 11 at Pitt (11/7/22)
3-Pointers Made..... 2 (twice), last at Eastern Illinois (2/12/22)
3-Pointers Attempted..... 3 (4 times), last vs. Crowley's Ridge (12/19/22)
Free Throws Made..... 9 vs. Southeast Missouri (1/5/23)
Free Throw Attempts..... 10 vs. Southeast Missouri (1/5/23)
Rebounds..... 7 vs. Crowley's Ridge (12/19/22)
Assists..... 9 vs. Miami-Hamilton (11/13/21)
Blocked Shots..... 2 (3 times), last vs. Crowley's Ridge (12/19/22)
Steals..... 6 at Morehead State (1/12/22)
Minutes Played..... 40 vs. Morehead State (2/16/22)



UT MARTIN SKYHAWKS

INDIVIDUAL GAME-BY-GAME



#2 KJ SIMON

Guard • 6-3 • 195 • Senior
Orlando, Fla.
Bethune-Cookman

Date	Opp	Min	FG	3FG	FT	O-D-R	PF	A	TO	B	S	PTS
N7	@Pitt	26	4-11	0-2	3-7	2-3-5	3	0	5	0	0	11
N9	@YSU	30	9-16	1-2	0-5	1-4-5	4	2	4	1	2	19
N12	Champ	21	8-12	0-2	1-2	3-2-5	0	3	2	1	2	17
N15	HStowe	22	9-14	0-3	0-0	4-3-7	1	5	0	1	3	18
N18	@OleMS	29	3-11	1-3	0-0	1-3-4	5	2	3	1	2	7
N20	PVAM	---	---	---	---	-DNP-	---	---	---	---	---	---
N22	@ArkSt	23	5-12	1-4	3-4	0-1-1	4	3	1	1	0	14
N28	McNeese	34	6-15	2-6	8-13	1-4-5	1	3	0	1	1	22
D3	@UNCA	31	7-17	3-5	3-4	2-3-5	1	4	1	0	4	20
D11	ChcgoSt	28	6-15	1-4	0-0	0-1-1	0	1	3	1	2	13
D13	Bethel	23	9-14	3-4	1-3	0-1-1	0	2	0	0	0	22
D17	@BGSU	18	5-8	1-2	1-2	1-3-4	3	3	1	2	2	12
D19	CrwRdg	21	7-15	0-3	2-4	1-5-6	1	3	1	1	2	16
D29	@LR	33	8-19	5-10	3-3	2-5-7	4	1	2	2	0	24
D31	MOR	36	4-14	0-3	4-6	1-3-4	4	0	0	2	2	12
J5	SEMO	29	2-9	0-2	7-8	1-3-4	0	1	2	0	1	11
J7	TTU	37	9-17	1-5	0-0	0-5-5	4	3	1	0	3	19
J12	@TSU											
J14	@USI											
J19	@SEMO											
J21	EIU											
J26	LWU											
J28	USI											
F2	@SIUE											
F4	@LWU											
F9	@EIU											
F11	LR											
F16	SIUE											
F18	@TTU											
F23	TSU											
F25	@MOR											

CAREER-HIGHS

Points.....30 vs. UNC Asheville (12/14/21)
Field Goals.....13 vs. UNC Asheville (12/14/21)
Field Goal Attempts.....22 vs. UNC Asheville (12/14/21)
3-Pointers Made.....5 (twice), last at Little Rock (12/29/22)
3-Pointers Attempted.....10 (twice), last at Little Rock (12/29/22)
Free Throws Made.....9 vs. SIUE (1/24/22)
Free Throw Attempts.....13 vs. McNeese (11/28/22)
Rebounds.....12 at Western Illinois (12/4/21)
Assists.....5 (4 times), last vs. Harris-Stowe (11/15/22)
Blocked Shots.....5 at Tennessee State (1/6/22)
Steals.....5 vs. Middle Tennessee (12/11/21)
Minutes Played.....40 vs. Tennessee State (2/5/22)



#3 JORDAN SEARS

Guard • 5-11 • 175 • Sophomore
Daytona Beach, Fla.
Gardner-Webb

Date	Opp	Min	FG	3FG	FT	O-D-R	PF	A	TO	B	S	PTS
N7	@Pitt	26	2-8	1-5	3-4	0-2-2	4	1	1	0	1	8
N9	@YSU	33	4-11	1-2	4-6	1-1-2	3	4	3	0	1	13
N12	Champ	22	1-4	1-2	1-2	0-5-5	1	4	3	0	2	4
N15	HStowe	22	2-5	1-3	2-2	1-2-3	0	4	2	1	1	7
N18	@OleMS	16	3-4	0-0	1-2	0-1-1	2	1	4	0	2	7
N20	PVAM	33	4-9	1-3	9-11	1-3-4	1	3	4	1	1	18
N22	@ArkSt	27	4-7	1-1	3-5	0-6-6	0	1	1	0	3	12
N28	McNeese	11	1-4	0-2	0-0	1-0-1	1	1	2	0	1	2
D3	@UNCA	18	5-6	2-2	1-2	2-0-2	2	1	0	0	0	13
D11	ChcgoSt	19	2-4	0-1	0-0	1-1-2	2	1	1	0	0	4
D13	Bethel	28	3-9	1-3	4-4	2-5-7	3	5	0	2	1	11
D17	@BGSU	30	6-12	3-6	3-4	1-4-5	2	4	1	0	3	18
D19	CrwRdg	19	5-7	2-3	2-2	2-2-4	2	5	0	0	2	14
D29	@LR	28	2-12	0-4	8-11	0-0-0	2	0	4	0	1	12
D31	MOR	35	8-14	0-2	2-2	0-3-3	3	5	3	0	1	18
J5	SEMO	22	3-7	1-2	3-4	0-2-2	2	0	1	1	0	10
J7	TTU	---	---	---	---	-DNP-	---	---	---	---	---	---
J12	@TSU											
J14	@USI											
J19	@SEMO											
J21	EIU											
J26	LWU											
J28	USI											
F2	@SIUE											
F4	@LWU											
F9	@EIU											
F11	LR											
F16	SIUE											
F18	@TTU											
F23	TSU											
F25	@MOR											

CAREER-HIGHS

Points.....*20 at Campbell (3/1/21)
Field Goals.....8 vs. Morehead State (12/31/22)
Field Goal Attempts.....14 vs. Morehead State (12/31/22)
3-Pointers Made.....*6 vs. High Point (1/30/21)
3-Pointers Attempted.....*9 vs. High Point (1/30/21)
Free Throws Made.....9 vs. Prairie View A&M (11/20/22)
Free Throw Attempts.....11 (twice), last at Little Rock (12/29/22)
Rebounds.....*8 at Campbell (2/9/22)
Assists.....*6 at NC Central (12/15/21)
Blocked Shots.....2 vs. Bethel (12/13/22)
Steals.....*6 vs. Charleston Southern (1/25/21)
Minutes Played.....35 vs. Morehead State (12/31/22)

*set while playing for Gardner-Webb



UT MARTIN SKYHAWKS

INDIVIDUAL GAME-BY-GAME



#4 JOSH ENDICOTT

Forward • 6-9 • 205 • Senior
Baxter, Tenn.
North Florida

Date	Opp	Min	FG	3FG	FT	O-D-R	PF	A	TO	B	S	PTS
N7	@Pitt	11	1-2	0-0	1-3	0-2-2	0	0	1	0	0	3
N9	@YSU	16	2-3	0-0	0-0	3-2-5	2	1	2	0	0	4
N12	Champ	18	1-4	0-1	4-4	1-3-4	0	1	0	0	1	6
N15	HStowe	15	1-2	0-1	0-0	1-6-7	1	0	1	1	1	2
N18	OleMS	2	1-1	0-0	0-0	0-0-0	1	0	0	1	0	2
N20	PVAM	---	---	---	---	-DNP-	---	---	---	---	---	---
N22	@ArkSt	13	1-1	1-1	0-0	1-1-2	1	0	0	0	0	3
N28	McNeese	14	0-2	0-2	0-0	1-3-4	1	0	2	0	0	0
D3	@UNCA	13	0-0	0-0	0-0	2-0-2	3	0	0	0	0	0
D11	ChcgoSt	---	---	---	---	-DNP-	---	---	---	---	---	---
D13	Bethel	27	3-7	1-2	2-4	4-5-9	3	3	2	0	0	9
D17	@BGSU	7	0-1	0-0	0-0	0-1-1	1	0	1	0	0	0
D19	CrwRdg	18	1-4	0-3	4-4	0-3-3	2	1	0	0	0	6
D29	@LR	---	---	---	---	-DNP-	---	---	---	---	---	---
D31	MOR	12	1-1	0-0	0-0	0-2-2	1	0	0	0	0	2
J5	SEMO	3	0-1	0-0	0-0	0-0-0	0	0	0	0	0	0
J7	TTU	11	2-4	0-1	0-0	0-2-2	0	0	1	2	0	4
J12	@TSU											
J14	@USI											
J19	@SEMO											
J21	EIU											
J26	LWU											
J28	USI											
F2	@SIUE											
F4	@LWU											
F9	@EIU											
F11	LR											
F16	SIUE											
F18	@TTU											
F23	TSU											
F25	@MOR											

CAREER-HIGHS

Points.....*18 (3 times), last vs. North Alabama (1/30/21)
 Field Goals.....*7 (4 times), last vs. North Alabama (1/30/21)
 Field Goal Attempts.....*12 at High Point (12/5/20)
 3-Pointers Made.....2 (4 times), last at Tennessee State (1/6/22)
 3-Pointers Attempted...3 (3 times), last vs. Crowley's Ridge (12/19/22)
 Free Throws Made.....6 vs. Tennessee Tech (1/15/22)
 Free Throw Attempts.....7 vs. Tennessee Tech (1/15/22)
 Rebounds.....*12 (twice), last at Lipscomb (1/16/21)
 Assists.....3 (7 times), last vs. Bethel (12/13/22)
 Blocked Shots.....2 (5 times), last vs. Tennessee Tech (1/7/23)
 Steals.....*2 vs. Trinity Baptist (11/18/19)
 Minutes Played.....*33 (3 times), last at Lipscomb (1/16/21)

*set while playing for North Florida



#5 CHRIS NIX

Forward • 6-9 • 220 • R-Junior
Bellevue, Tenn.
Columbia State CC

Date	Opp	Min	FG	3FG	FT	O-D-R	PF	A	TO	B	S	PTS
N7	@Pitt	18	1-4	0-0	0-0	0-4-4	4	0	2	1	0	2
N9	@YSU	22	3-4	0-0	0-1	2-4-6	5	2	1	1	0	6
N12	Champ	20	11-12	0-0	0-0	4-0-4	1	3	1	0	1	22
N15	HStowe	15	3-5	0-0	0-0	1-0-1	1	2	0	0	1	6
N18	OleMS	25	5-8	0-0	0-2	5-4-9	5	2	1	0	0	10
N20	PVAM	25	3-5	0-0	1-2	5-3-8	3	3	4	3	1	7
N22	@ArkSt	23	1-5	0-0	1-2	2-5-7	5	1	2	1	1	3
N28	McNeese	25	1-3	0-0	0-0	4-3-7	4	2	1	0	0	2
D3	@UNCA	16	3-5	0-0	1-1	1-4-5	4	1	3	0	0	7
D11	ChcgoSt	37	5-9	0-0	3-4	5-5-10	1	4	1	1	0	13
D13	Bethel	---	---	---	---	-DNP-	---	---	---	---	---	---
D17	@BGSU	23	3-5	0-0	0-0	1-7-8	4	0	0	2	0	6
D19	CrwRdg	11	1-4	0-0	0-0	1-1-2	0	2	0	0	0	2
D29	@LR	28	0-1	0-0	0-0	3-3-6	4	1	0	1	1	0
D31	MOR	22	0-2	0-0	0-1	1-7-8	3	0	0	0	1	0
J5	SEMO	29	4-6	0-0	1-1	4-4-8	4	2	1	0	3	9
J7	TTU	30	2-8	0-0	3-4	4-5-9	2	1	0	3	1	7
J12	@TSU											
J14	@USI											
J19	@SEMO											
J21	EIU											
J26	LWU											
J28	USI											
F2	@SIUE											
F4	@LWU											
F9	@EIU											
F11	LR											
F16	SIUE											
F18	@TTU											
F23	TSU											
F25	@MOR											

CAREER-HIGHS

Points.....22 vs. Champion Christian (11/12/22)
 Field Goals.....11 vs. Champion Christian (11/12/22)
 Field Goal Attempts.....12 vs. Champion Christian (11/12/22)
 3-Pointers Made.....None
 3-Pointers Attempted.....None
 Free Throws Made.....6 at Tennessee State (1/6/22)
 Free Throw Attempts.....6 at Tennessee State (1/6/22)
 Rebounds.....11 (twice), last vs. Morehead State (2/16/22)
 Assists.....4 vs. Chicago State (12/11/22)
 Blocked Shots.....4 vs. Tennessee Tech (1/15/22)
 Steals.....3 (twice), last vs. Southeast Missouri (1/5/23)
 Minutes Played.....37 vs. Chicago State (12/11/22)



UT MARTIN SKYHAWKS

INDIVIDUAL GAME-BY-GAME



#10 DESMOND WILLIAMS

Guard • 6-1 • 180 • Junior
Montgomery, Ala.
Troy

Date	Opp	Min	FG	3FG	FT	O-D-R	PF	A	TO	B	S	PTS
N7	@Pitt	30	2-6	2-6	0-0	0-3-3	4	0	0	1	2	6
N9	@YSU	22	3-7	2-6	0-0	0-3-3	0	0	0	0	0	8
N12	Champ	16	3-8	3-7	0-0	0-7-7	0	3	1	0	3	9
N15	HStowe	22	3-10	3-10	0-0	0-1-1	2	3	0	0	0	9
N18	@OleMS	25	3-8	3-8	1-2	1-1-2	2	3	2	0	1	10
N20	PVAM	37	3-9	3-8	0-0	0-0-0	3	3	0	0	1	9
N22	@ArkSt	32	3-9	2-6	0-0	0-2-2	1	2	1	0	2	8
N28	McNeese	26	4-9	4-9	0-0	0-0-0	4	1	1	0	0	12
D3	@UNCA	20	2-7	1-6	0-0	1-0-1	0	1	0	0	1	5
D11	ChcgoSt	33	4-14	3-12	1-2	0-0-0	1	3	2	0	5	12
D13	Bethel	25	2-10	2-7	0-0	0-1-1	3	2	1	0	0	6
D17	@BGSU	30	5-14	5-12	0-0	0-0-0	0	1	0	0	1	15
D19	CrwRdg	22	3-10	3-10	2-2	0-1-1	1	4	2	0	0	11
D29	@LR	26	5-11	3-8	0-0	0-3-3	3	2	3	0	0	13
D31	MOR	---	---	---	---	-DNP-	---	---	---	---	---	---
J5	SEMO	18	2-6	2-6	0-0	0-2-2	0	3	0	0	0	6
J7	TTU	37	2-7	2-7	0-0	0-5-5	3	3	0	0	0	6
J12	@TSU											
J14	@USI											
J19	@SEMO											
J21	EIU											
J26	LWU											
J28	USI											
F2	@SIUE											
F4	@LWU											
F9	@EIU											
F11	LR											
F16	SIUE											
F18	@TTU											
F23	TSU											
F25	@MOR											

CAREER-HIGHS

Points.....*23 at Georgia State (2/1/20)
Field Goals.....*6 (8 times), last vs. Abilene Christian (3/20/22)
Field Goal Attempts.....14 (3 times), last at Bowling Green (12/17/22)
3-Pointers Made.....*6 (twice), last vs. Arkansas State (2/10/22)
3-Pointers Attempted.....12 (twice), last at Bowling Green (12/17/22)
Free Throws Made.....*8 at Georgia State (2/1/20)
Free Throw Attempts.....*10 at Georgia State (2/1/20)
Rebounds.....7 (3 times), last vs. Champion Christian (11/12/22)
Assists.....*6 vs. Louisiana-Monroe (2/13/20)
Blocked Shots.....1 (11 times), last at Pitt (11/7/22)
Steals.....5 (twice), last vs. Chicago State (12/11/22)
Minutes Played.....*38 (twice), last vs. Coastal Carolina (2/27/21)

*set while playing for Troy



#11 GRANT HURST

Guard • 6-2 • 180 • Sophomore
Cleveland, Tenn.
Cleveland HS

Date	Opp	Min	FG	3FG	FT	O-D-R	PF	A	TO	B	S	PTS
N7	@Pitt	---	---	---	---	-DNP-	---	---	---	---	---	---
N9	@YSU	---	---	---	---	-DNP-	---	---	---	---	---	---
N12	Champ	---	---	---	---	-DNP-	---	---	---	---	---	---
N15	HStowe	---	---	---	---	-DNP-	---	---	---	---	---	---
N18	@OleMS	---	---	---	---	-DNP-	---	---	---	---	---	---
N20	PVAM	---	---	---	---	-DNP-	---	---	---	---	---	---
N22	@ArkSt	---	---	---	---	-DNP-	---	---	---	---	---	---
N28	McNeese	---	---	---	---	-DNP-	---	---	---	---	---	---
D3	@UNCA	---	---	---	---	-DNP-	---	---	---	---	---	---
D11	ChcgoSt	---	---	---	---	-DNP-	---	---	---	---	---	---
D13	Bethel	---	---	---	---	-DNP-	---	---	---	---	---	---
D17	@BGSU	---	---	---	---	-DNP-	---	---	---	---	---	---
D19	CrwRdg	---	---	---	---	-DNP-	---	---	---	---	---	---
D29	@LR	---	---	---	---	-DNP-	---	---	---	---	---	---
D31	MOR	---	---	---	---	-DNP-	---	---	---	---	---	---
J5	SEMO	---	---	---	---	-DNP-	---	---	---	---	---	---
J7	TTU	---	---	---	---	-DNP-	---	---	---	---	---	---
J12	@TSU											
J14	@USI											
J19	@SEMO											
J21	EIU											
J26	LWU											
J28	USI											
F2	@SIUE											
F4	@LWU											
F9	@EIU											
F11	LR											
F16	SIUE											
F18	@TTU											
F23	TSU											
F25	@MOR											

CAREER-HIGHS

Points.....9 at Belmont (1/29/22)
Field Goals.....4 at Belmont (1/29/22)
Field Goal Attempts.....5 at Belmont (1/29/22)
3-Pointers Made.....1 (twice), last at Belmont (1/29/22)
3-Pointers Attempted.....2 (3 times), last vs. Eastern Illinois (1/27/22)
Free Throws Made.....1 at Southeast Missouri (2/24/22)
Free Throw Attempts.....3 at Tennessee Tech (2/26/22)
Rebounds.....4 vs. Carver College (11/24/21)
Assists.....4 (twice), last vs. Southeast Missouri (2/3/22)
Blocked Shots.....1 at Murray State (1/22/22)
Steals.....2 (3 times), last at Belmont (1/29/22)
Minutes Played.....23 vs. Carver College (11/24/21)



UT MARTIN SKYHAWKS

INDIVIDUAL GAME-BY-GAME



#13 DYLAN PUMPIAN

Guard • 6-1 • 175 • Sophomore
Marietta, Ga.
Walton HS

Date	Opp	Min	FG	3FG	FT	O-D-R	PF	A	TO	B	S	PTS
N7	@Pitt	---	---	---	---	-DNP-	---	---	---	---	---	---
N9	@YSU	---	---	---	---	-DNP-	---	---	---	---	---	---
N12	Champ	5	3-5	2-4	0-0	0-2-2	0	1	0	0	0	8
N15	HStowe	5	1-2	1-2	0-0	0-1-1	0	0	1	0	0	3
N18	OleMS	---	---	---	---	-DNP-	---	---	---	---	---	---
N20	PVAM	---	---	---	---	-DNP-	---	---	---	---	---	---
N22	@ArkSt	---	---	---	---	-DNP-	---	---	---	---	---	---
N28	McNeese	---	---	---	---	-DNP-	---	---	---	---	---	---
D3	@UNCA	---	---	---	---	-DNP-	---	---	---	---	---	---
D11	ChcgoSt	---	---	---	---	-DNP-	---	---	---	---	---	---
D13	Bethel	3	1-2	1-2	0-0	0-0-0	0	0	0	0	0	3
D17	@BGSU	---	---	---	---	-DNP-	---	---	---	---	---	---
D19	CrwRdg	5	2-4	2-4	0-0	0-0-0	0	1	0	0	0	6
D29	@LR	---	---	---	---	-DNP-	---	---	---	---	---	---
D31	MOR	---	---	---	---	-DNP-	---	---	---	---	---	---
J5	SEMO	---	---	---	---	-DNP-	---	---	---	---	---	---
J7	TTU	---	---	---	---	-DNP-	---	---	---	---	---	---
J12	@TSU	---	---	---	---	-DNP-	---	---	---	---	---	---
J14	@USI	---	---	---	---	-DNP-	---	---	---	---	---	---
J19	@SEMO	---	---	---	---	-DNP-	---	---	---	---	---	---
J21	EIU	---	---	---	---	-DNP-	---	---	---	---	---	---
J26	LWU	---	---	---	---	-DNP-	---	---	---	---	---	---
J28	USI	---	---	---	---	-DNP-	---	---	---	---	---	---
F2	@SIUE	---	---	---	---	-DNP-	---	---	---	---	---	---
F4	@LWU	---	---	---	---	-DNP-	---	---	---	---	---	---
F9	@EIU	---	---	---	---	-DNP-	---	---	---	---	---	---
F11	LR	---	---	---	---	-DNP-	---	---	---	---	---	---
F16	SIUE	---	---	---	---	-DNP-	---	---	---	---	---	---
F18	@TTU	---	---	---	---	-DNP-	---	---	---	---	---	---
F23	TSU	---	---	---	---	-DNP-	---	---	---	---	---	---
F25	@MOR	---	---	---	---	-DNP-	---	---	---	---	---	---

CAREER-HIGHS

Points..... 8 vs. Champion Christian (11/12/22)
Field Goals..... 3 vs. Champion Christian (11/12/22)
Field Goal Attempts..... 5 vs. Champion Christian (11/12/22)
3-Pointers Made..... 2 (twice), last vs. Crowley's Ridge (12/19/22)
3-Pointers Attempted..... 4 (twice), last vs. Crowley's Ridge (12/19/22)
Free Throws Made..... None
Free Throw Attempts..... None
Rebounds..... 2 (twice), last vs. Champion Christian (11/12/22)
Assists..... 1 (twice), last vs. Crowley's Ridge (12/19/22)
Blocked Shots..... None
Steals..... None
Minutes Played..... 5 (3 times), last vs. Crowley's Ridge (12/19/22)



#20 JOSIAH MORRIS

Forward • 6-6 • 215 • Sophomore
Mount Washington, Ky.
Central Kentucky HomeSchool

Date	Opp	Min	FG	3FG	FT	O-D-R	PF	A	TO	B	S	PTS
N7	@Pitt	---	---	---	---	-DNP-	---	---	---	---	---	---
N9	@YSU	---	---	---	---	-DNP-	---	---	---	---	---	---
N12	Champ	---	---	---	---	-DNP-	---	---	---	---	---	---
N15	HStowe	---	---	---	---	-DNP-	---	---	---	---	---	---
N18	OleMS	---	---	---	---	-DNP-	---	---	---	---	---	---
N20	PVAM	---	---	---	---	-DNP-	---	---	---	---	---	---
N22	@ArkSt	---	---	---	---	-DNP-	---	---	---	---	---	---
N28	McNeese	---	---	---	---	-DNP-	---	---	---	---	---	---
D3	@UNCA	---	---	---	---	-DNP-	---	---	---	---	---	---
D11	ChcgoSt	---	---	---	---	-DNP-	---	---	---	---	---	---
D13	Bethel	---	---	---	---	-DNP-	---	---	---	---	---	---
D17	@BGSU	---	---	---	---	-DNP-	---	---	---	---	---	---
D19	CrwRdg	---	---	---	---	-DNP-	---	---	---	---	---	---
D29	@LR	---	---	---	---	-DNP-	---	---	---	---	---	---
D31	MOR	---	---	---	---	-DNP-	---	---	---	---	---	---
J5	SEMO	---	---	---	---	-DNP-	---	---	---	---	---	---
J7	TTU	---	---	---	---	-DNP-	---	---	---	---	---	---
J12	@TSU	---	---	---	---	-DNP-	---	---	---	---	---	---
J14	@USI	---	---	---	---	-DNP-	---	---	---	---	---	---
J19	@SEMO	---	---	---	---	-DNP-	---	---	---	---	---	---
J21	EIU	---	---	---	---	-DNP-	---	---	---	---	---	---
J26	LWU	---	---	---	---	-DNP-	---	---	---	---	---	---
J28	USI	---	---	---	---	-DNP-	---	---	---	---	---	---
F2	@SIUE	---	---	---	---	-DNP-	---	---	---	---	---	---
F4	@LWU	---	---	---	---	-DNP-	---	---	---	---	---	---
F9	@EIU	---	---	---	---	-DNP-	---	---	---	---	---	---
F11	LR	---	---	---	---	-DNP-	---	---	---	---	---	---
F16	SIUE	---	---	---	---	-DNP-	---	---	---	---	---	---
F18	@TTU	---	---	---	---	-DNP-	---	---	---	---	---	---
F23	TSU	---	---	---	---	-DNP-	---	---	---	---	---	---
F25	@MOR	---	---	---	---	-DNP-	---	---	---	---	---	---

CAREER-HIGHS

Points..... 12 vs. Carver College (11/24/21)
Field Goals..... 5 vs. Carver College (11/24/21)
Field Goal Attempts..... 9 (twice), last at Eastern Illinois (2/12/22)
3-Pointers Made..... 2 (4 times), last vs. #21 Murray State (2/19/22)
3-Pointers Attempted..... 8 at Eastern Illinois (2/12/22)
Free Throws Made..... 1 at Western Illinois (12/4/21)
Free Throw Attempts..... 1 (twice), last at Western Illinois (12/4/21)
Rebounds..... 3 at Eastern Illinois (2/12/22)
Assists..... 2 at Southeast Missouri (2/24/22)
Blocked Shots..... None
Steals..... 2 at Drake (12/19/21)
Minutes Played..... 21 vs. #21 Murray State (2/19/22)



UT MARTIN SKYHAWKS

INDIVIDUAL GAME-BY-GAME

**#22 RIFEN MIGUEL**

Forward • 6-8 • 240 • Senior

Luanda, Angola

Troy

Date	Opp	Min	FG	3FG	FT	O-D-R	PF	A	TO	B	S	PTS
N7	@Pitt	7	2-3	0-0	0-0	2-1-3	5	1	1	0	0	4
N9	@YSU	1	0-0	0-0	0-0	0-0-0	0	0	0	0	0	0
N12	Champ	18	1-4	0-2	0-0	4-2-6	2	2	1	1	1	2
N15	HStowe	11	2-6	0-2	2-2	5-1-6	3	2	2	0	0	6
N18	OleMS	15	2-2	1-1	1-2	0-1-1	3	1	0	0	0	6
N20	PVAM	15	3-4	0-0	2-2	2-2-4	2	0	0	0	1	8
N22	@ArkSt	17	3-6	1-3	0-0	0-3-3	1	2	1	0	0	7
N28	McNeese	15	1-3	0-0	0-0	0-3-3	2	0	0	0	0	2
D3	@UNCA	13	0-1	0-0	0-0	0-1-1	4	0	1	0	1	0
D11	ChcgoSt	---	---	---	---	-DNP-	---	---	---	---	---	---
D13	Bethel	5	0-1	0-0	2-2	1-0-1	0	0	1	0	0	2
D17	@BGSU	---	---	---	---	-DNP-	---	---	---	---	---	---
D19	CrwRdg	9	2-3	0-1	0-0	1-2-3	1	0	0	0	1	4
D29	@LR	3	0-1	0-0	0-0	1-0-1	1	0	0	1	0	0
D31	MOR	---	---	---	---	-DNP-	---	---	---	---	---	---
J5	SEMO	---	---	---	---	-DNP-	---	---	---	---	---	---
J7	TTU	---	---	---	---	-DNP-	---	---	---	---	---	---
J12	@TSU	---	---	---	---	---	---	---	---	---	---	---
J14	@USI	---	---	---	---	---	---	---	---	---	---	---
J19	@SEMO	---	---	---	---	---	---	---	---	---	---	---
J21	EIU	---	---	---	---	---	---	---	---	---	---	---
J26	LWU	---	---	---	---	---	---	---	---	---	---	---
J28	USI	---	---	---	---	---	---	---	---	---	---	---
F2	@SIUE	---	---	---	---	---	---	---	---	---	---	---
F4	@LWU	---	---	---	---	---	---	---	---	---	---	---
F9	@EIU	---	---	---	---	---	---	---	---	---	---	---
F11	LR	---	---	---	---	---	---	---	---	---	---	---
F16	SIUE	---	---	---	---	---	---	---	---	---	---	---
F18	@TTU	---	---	---	---	---	---	---	---	---	---	---
F23	TSU	---	---	---	---	---	---	---	---	---	---	---
F25	@MOR	---	---	---	---	---	---	---	---	---	---	---

CAREER-HIGHS

Points.....*17 vs. Arkansas Baptist (12/18/21)
 Field Goals.....*8 vs. Arkansas Baptist (12/18/21)
 Field Goal Attempts.....*11 vs. Arkansas Baptist (12/18/21)
 3-Pointers Made.....1 (5 times), last at Arkansas State (11/22/22)
 3-Pointers Attempted.....^4 vs. Purdue Northwest (12/10/20)
 Free Throws Made.....^7 vs. Cleveland State (12/6/20)
 Free Throw Attempts.....^8 vs. Cleveland State (12/6/20)
 Rebounds.....*10 vs. Arkansas Baptist (12/18/21)
 Assists.....2 (3 times), last at Arkansas State (11/22/22)
 Blocked Shots.....1 (7 times), last at Little Rock (12/29/22)
 Steals.....*4 vs. Rust College (12/1/21)
 Minutes Played.....*22 vs. Arkansas Baptist (12/18/21)

*set while playing for Troy

^set while playing for Ohio

**#23 JALEN MYERS**

Forward • 6-8 • 195 • Sophomore

Madison, Ala.

Hinds CC

Date	Opp	Min	FG	3FG	FT	O-D-R	PF	A	TO	B	S	PTS
N7	@Pitt	8	0-5	0-0	5-6	2-2-4	1	0	1	0	1	5
N9	@YSU	9	1-4	0-0	0-0	1-3-4	0	1	0	1	0	2
N12	Champ	19	11-13	0-0	1-1	2-4-6	1	3	0	1	1	23
N15	HStowe	17	3-5	2-3	2-2	0-4-4	2	2	0	1	0	10
N18	OleMS	14	0-0	0-0	0-0	0-2-2	3	0	3	0	0	0
N20	PVAM	11	0-2	0-0	0-0	1-3-4	2	0	0	0	0	0
N22	@ArkSt	---	---	---	---	-DNP-	---	---	---	---	---	---
N28	McNeese	2	0-1	0-0	0-0	0-0-0	1	0	0	0	0	0
D3	@UNCA	---	---	---	---	-DNP-	---	---	---	---	---	---
D11	ChcgoSt	9	0-1	0-0	0-0	0-6-6	0	0	0	0	0	0
D13	Bethel	---	---	---	---	-DNP-	---	---	---	---	---	---
D17	@BGSU	10	1-6	0-0	0-0	1-3-4	1	0	1	0	1	2
D19	CrwRdg	20	7-9	0-0	4-4	1-7-8	2	2	1	2	0	18
D29	@LR	13	0-0	0-0	0-0	1-3-4	1	1	2	0	0	0
D31	MOR	7	1-3	1-2	0-0	0-0-0	3	0	0	0	0	3
J5	SEMO	7	0-1	0-0	0-0	0-2-2	1	0	0	0	0	0
J7	TTU	17	3-5	1-1	0-0	1-5-6	2	0	2	0	1	7
J12	@TSU	---	---	---	---	---	---	---	---	---	---	---
J14	@USI	---	---	---	---	---	---	---	---	---	---	---
J19	@SEMO	---	---	---	---	---	---	---	---	---	---	---
J21	EIU	---	---	---	---	---	---	---	---	---	---	---
J26	LWU	---	---	---	---	---	---	---	---	---	---	---
J28	USI	---	---	---	---	---	---	---	---	---	---	---
F2	@SIUE	---	---	---	---	---	---	---	---	---	---	---
F4	@LWU	---	---	---	---	---	---	---	---	---	---	---
F9	@EIU	---	---	---	---	---	---	---	---	---	---	---
F11	LR	---	---	---	---	---	---	---	---	---	---	---
F16	SIUE	---	---	---	---	---	---	---	---	---	---	---
F18	@TTU	---	---	---	---	---	---	---	---	---	---	---
F23	TSU	---	---	---	---	---	---	---	---	---	---	---
F25	@MOR	---	---	---	---	---	---	---	---	---	---	---

CAREER-HIGHS

Points.....23 vs. Champion Christian (11/12/22)
 Field Goals.....11 vs. Champion Christian (11/12/22)
 Field Goal Attempts.....13 vs. Champion Christian (11/12/22)
 3-Pointers Made.....2 vs. Harris-Stowe (11/15/22)
 3-Pointers Attempted.....3 vs. Harris-Stowe (11/15/22)
 Free Throws Made.....5 at Pitt (11/7/22)
 Free Throw Attempts.....6 at Pitt (11/7/22)
 Rebounds.....8 vs. Crowley's Ridge (12/19/22)
 Assists.....3 vs. Champion Christian (11/12/22)
 Blocked Shots.....2 vs. Crowley's Ridge (12/19/22)
 Steals.....1 (4 times), last vs. Tennessee Tech (1/7/23)
 Minutes Played.....20 vs. Crowley's Ridge (12/19/22)



UT MARTIN SKYHAWKS

INDIVIDUAL GAME-BY-GAME



#45 PARKER STEWART

Guard • 6-5 • 205 • Graduate
Union City, Tenn.
Indiana

Date	Opp	Min	FG	3FG	FT	O-D-R	PF	A	TO	B	S	PTS
N7	@Pitt	23	3-9	0-3	3-4	1-2-3	4	2	5	0	3	9
N9	@YSU	36	4-11	1-5	2-2	1-3-4	3	3	1	0	2	11
N12	Champ	22	6-13	2-7	4-4	1-6-7	0	4	1	1	4	18
N15	HStowe	26	5-13	4-11	0-0	1-4-5	1	3	1	0	6	14
N18	@OleMS	35	4-16	2-8	3-3	2-4-6	1	1	4	0	3	13
N20	PVAM	33	6-13	2-6	7-11	1-4-5	3	2	3	0	2	21
N22	@ArkSt	25	5-12	5-10	0-0	0-3-3	3	1	4	0	0	15
N28	McNeese	35	11-15	7-10	5-5	1-6-7	0	3	1	0	0	34
D3	@UNCA	31	4-12	3-9	1-2	0-2-2	2	0	2	0	2	12
D11	ChcgoSt	32	7-13	3-6	5-6	1-4-5	4	3	2	0	0	22
D13	Bethel	24	8-14	7-11	0-0	1-2-3	2	2	2	1	0	23
D17	@BGSU	28	2-10	0-4	4-6	2-5-7	3	2	0	0	0	8
D19	CrwRdg	22	9-12	8-11	0-0	0-3-3	2	2	0	0	0	26
D29	@LR	28	5-15	1-8	2-5	3-4-7	4	4	1	0	0	13
D31	MOR	34	3-12	0-6	2-2	0-2-2	2	0	2	0	0	8
J5	SEMO	33	8-13	2-5	7-10	0-5-5	2	4	4	0	0	25
J7	TTU	39	5-14	3-11	5-5	1-2-3	1	4	2	0	3	18
J12	@TSU											
J14	@USI											
J19	@SEMO											
J21	EIU											
J26	LWU											
J28	USI											
F2	@SIUE											
F4	@LWU											
F9	@EIU											
F11	LR											
F16	SIUE											
F18	@TTU											
F23	TSU											
F25	@MOR											

CAREER-HIGHS

Points..... 34 vs. McNeese (11/28/22)
Field Goals..... 11 (twice), last vs. McNeese (11/28/22)
Field Goal Attempts..... 24 at Western Illinois (11/13/19)
3-Pointers Made..... 8 vs. Crowley's Ridge (12/19/22)
3-Pointers Attempted..... ^13 at Syracuse (1/16/18)
Free Throws Made..... 10 at Murray State (1/2/20)
Free Throw Attempts..... 12 vs. Tennessee State (1/9/20)
Rebounds..... 11 at Western Illinois (11/13/19)
Assists..... 8 vs. Tennessee Tech (2/6/20)
Blocked Shots..... *2 (twice), last vs. Notre Dame (12/18/21)
Steals..... 6 vs. Harris-Stowe (11/15/22)
Minutes Played..... 40 (3 times), last vs. Jacksonville State (2/8/20)

*set while playing for Indiana

^set while playing for Pitt



#55 DAVID KAMWANGA

Forward • 6-7 • 220 • Sophomore
Kinshasa, Democratic Republic of the Congo
Fork Union Military Academy

Date	Opp	Min	FG	3FG	FT	O-D-R	PF	A	TO	B	S	PTS
N7	@Pitt	4	0-0	0-0	0-0	1-0-1	0	1	0	0	0	0
N9	@YSU	1	0-0	0-0	0-0	0-0-0	0	0	0	0	0	0
N12	Champ	---	---	---	---	-DNP-	---	---	---	---	---	---
N15	HStowe	7	2-4	0-0	1-2	2-0-2	0	0	0	0	0	5
N18	@OleMS	---	---	---	---	-DNP-	---	---	---	---	---	---
N20	PVAM	---	---	---	---	-DNP-	---	---	---	---	---	---
N22	@ArkSt	---	---	---	---	-DNP-	---	---	---	---	---	---
N28	McNeese	---	---	---	---	-DNP-	---	---	---	---	---	---
D3	@UNCA	5	0-0	0-0	0-0	0-0-0	1	0	0	0	0	0
D11	ChcgoSt	8	0-0	0-0	0-0	0-0-0	2	0	0	0	0	0
D13	Bethel	18	3-4	0-0	2-2	2-2-4	3	2	0	0	2	8
D17	@BGSU	10	1-1	0-0	2-2	4-1-5	3	1	3	0	0	4
D19	CrwRdg	13	0-0	0-0	2-2	1-4-5	2	2	1	0	1	2
D29	@LR	9	0-0	0-0	0-0	0-2-2	2	0	0	1	0	0
D31	MOR	8	1-2	0-0	0-0	0-0-0	1	0	0	0	0	2
J5	SEMO	7	0-0	0-0	0-0	0-1-1	1	0	1	0	0	0
J7	TTU	4	1-2	0-0	0-0	0-0-0	0	0	0	0	0	2
J12	@TSU											
J14	@USI											
J19	@SEMO											
J21	EIU											
J26	LWU											
J28	USI											
F2	@SIUE											
F4	@LWU											
F9	@EIU											
F11	LR											
F16	SIUE											
F18	@TTU											
F23	TSU											
F25	@MOR											

CAREER-HIGHS

Points..... 8 vs. Bethel (12/13/22)
Field Goals..... 3 (twice), last vs. Bethel (12/13/22)
Field Goal Attempts..... 5 vs. #21 Murray State (2/19/22)
3-Pointers Made..... None
3-Pointers Attempted..... 1 at #17 Tennessee (11/9/21)
Free Throws Made..... 2 (4 times), last vs. Crowley's Ridge (12/19/22)
Free Throw Attempts..... 2 (6 times), last vs. Crowley's Ridge (12/19/22)
Rebounds..... 6 at Southeast Missouri (2/24/22)
Assists..... 2 (twice), last vs. Crowley's Ridge (12/19/22)
Blocked Shots..... 1 (4 times), last at Little Rock (12/29/22)
Steals..... 2 vs. Bethel (12/13/22)
Minutes Played..... 22 vs. #21 Murray State (2/19/22)



UT MARTIN SKYHAWKS

MISCELLANEOUS STATS



UT MARTIN GAME TRENDS

Date	Opponent	Largest Lead	Largest Deficit	Ties/Lead Changes	Time Led
Nov. 7	at Pitt	0	33	3/0	0:00
Nov. 9	at Youngstown State	3	21	1/5	2:37
Nov. 12	Champion Christian	63	1	0/4	38:45
Nov. 15	Harris-Stowe	43	4	0/1	37:40
Nov. 18	at Ole Miss	12	10	4/9	24:29
Nov. 20	Prairie View A&M	6	10	9/18	16:56
Nov. 22	at Arkansas State	8	6	9/10	19:37
Nov. 28	McNeese	14	8	3/2	31:23
Dec. 3	at UNC Asheville	4	14	7/10	7:43
Dec. 11	Chicago State	22	1	4/2	41:16
Dec. 13	Bethel	33	2	1/1	38:29
Dec. 17	at Bowling Green	19	0	1/0	39:17
Dec. 19	Crowley's Ridge	61	0	0/0	39:08
Dec. 29	at Little Rock	3	27	1/1	2:32
Dec. 31	Morehead State	7	9	5/2	2:59
Jan. 5	Southeast Missouri	19	0	2/0	38:24
Jan. 7	Tennessee Tech	3	11	16/4	4:32
Jan. 12	at Tennessee State				
Jan. 14	at Southern Indiana				
Jan. 19	at Southeast Missouri				
Jan. 21	Eastern Illinois				
Jan. 26	Lindenwood				
Jan. 28	Southern Indiana				
Feb. 2	at SIUE				
Feb. 4	at Lindenwood				
Feb. 9	at Eastern Illinois				
Feb. 11	Little Rock				
Feb. 16	SIUE				
Feb. 18	at Tennessee Tech				
Feb. 23	Tennessee State				
Feb. 25	at Morehead State				

Bold italic number indicates season-high

UT MARTIN ANALYTICAL SUMMARY



The plus/minus efficiency stat reflects how the team did while that player is on the court.
If a player is a +5, it means his team outscored the opponent by five points while he was on the court.
If he has a -3, then the opposing team outscored his team by three points while he was on the court.

Player	Season	Avg/Game	Season-Best Performance
#1 Koby Jeffries	+84	+4.9	+44 vs. Crowley's Ridge (Dec. 19)
#23 Jalen Myers	+82	+5.9	+35 vs. Crowley's Ridge (Dec. 19)
#45 Parker Stewart	+82	+4.8	+40 vs. Crowley's Ridge (Dec. 19)
#5 Chris Nix	+81	+5.1	+28 vs. Champion Christian (Nov. 12)
#2 KJ Simon	+76	+4.8	+30 vs. Crowley's Ridge (Dec. 19)
#4 Josh Endicott	+72	+5.1	+31 vs. Crowley's Ridge (Dec. 19)
#10 Desmond Williams	+60	+3.8	+24 vs. Champion Christian (Nov. 12)
#3 Jordan Sears	+51	+3.2	+33 vs. Champion Christian (Nov. 12)
#0 KK Curry	+50	+2.9	+28 vs. Bethel (Dec. 13)
#22 Rifen Miguel	+41	+3.4	+29 vs. Champion Christian (Nov. 12)
#13 Dylan Pumpian	+22	+5.5	+14 vs. Crowley's Ridge (Dec. 19)
#55 David Kamwanga	+4	+0.3	+12 vs. Crowley's Ridge (Dec. 19)



UT MARTIN SKYHAWKS

CAREER DIVISION I STATISTICS



CURRY, KK																
Season	gp-gs	min/avg	Total fg-fga pct	3-Point fg-fga pct	F-Throws ft-fa pct	Rebounds off def tot avg	pf	fo	ast	to	bik	stl	Scoring pts avg			
2019-20*	23-2	215/9.3	28-45 .622	0-0 .000	10-14 .714	15 26 41 1.8	25	1	7	10	4	4	66 2.9			
2020-21*	27-6	427/15.8	46-99 .465	0-1 .000	56-73 .767	35 46 81 3.0	56	4	10	30	18	12	148 5.5			
2021-22	29-19	663/22.9	103-213 .484	5-13 .385	70-108 .648	47 96 143 4.9	68	3	28	51	27	15	281 9.7			
2022-23	17-15	414/24.4	56-91 .615	2-5 .400	45-62 .726	29 79 108 6.4	39	0	11	19	10	24	159 9.4			
TOTAL	46-34	1077/23.4	159-304 .523	7-18 .389	115-170 .676	76 175 251 5.5	107	3	39	70	37	39	440 9.6			
All*	96-42	1719/17.9	233-448 .520	7-19 .368	181-257 .704	126 247 373 3.9	188	8	56	110	59	55	654 6.8			

* Statistics from prior team/school

ENDICOTT, Josh																
Season	gp-gs	min/avg	Total fg-fga pct	3-Point fg-fga pct	F-Throws ft-fa pct	Rebounds off def tot avg	pf	fo	ast	to	bik	stl	Scoring pts avg			
2019-20*	29-0	335/11.6	45-82 .549	3-12 .250	19-29 .655	26 36 62 2.1	36	1	24	14	11	5	112 3.9			
2020-21*	17-16	409/24.1	60-113 .531	10-21 .476	18-29 .621	34 72 106 6.2	37	0	16	27	4	4	148 8.7			
2021-22	17-2	255/15.0	24-60 .400	4-15 .267	18-27 .667	24 51 75 4.4	18	0	17	15	4	5	70 4.1			
2022-23	14-2	179/12.8	14-33 .424	2-11 .182	11-15 .733	13 30 43 3.1	16	0	6	10	4	2	41 2.9			
TOTAL	31-4	434/14.0	38-93 .409	6-26 .231	29-42 .690	37 81 118 3.8	34	0	23	25	8	7	111 3.6			
All*	77-20	1178/15.3	143-288 .497	19-59 .322	66-100 .660	97 189 286 3.7	107	1	63	66	23	16	371 4.8			

* Statistics from prior team/school

HURST, Grant																										
Season	gp-gs	min/avg	Total		3-Point			F-Throws				Rebounds			PF			AST			BLK		STL		Scoring	
			fg-fga	pct	fg-fga	pct	ft-fa	pct	off	def	tot	avg	pf	fo	ast	to	bik	stl	pts	avg						
2021-22	23-0	230/10.0	8-30	.267	2-14	.143	2-7	.286	8	14	22	1.0	14	0	16	12	1	10	20	0.9						
TOTAL	23-0	230/10.0	8-30	.267	2-14	.143	2-7	.286	8	14	22	1.0	14	0	16	12	1	10	20	0.9						

JEFFRIES, Koby																
Season	gp-gs	min/avg	Total		3-Point		F-Throws		Rebounds				Scoring			
			fg-fga	pct	fg-fga	pct	ft-fa	pct	off	def	tot	avg	pf	fo	ast	to
2020-21*	10-0	40/4.0	1-9	.111	0-3	.000	3-6	.500	1	4	5	0.5	6	0	3	1
2021-22	30-30	934/31.1	75-153	.490	9-30	.300	29-42	.690	24	74	98	3.3	93	4	89	70
2022-23	17-2	320/18.8	31-68	.456	4-21	.190	24-34	.706	3	40	43	2.5	23	0	42	25
TOTAL	47-32	1254/26.7	106-221	.480	13-51	.255	53-76	.697	27	114	141	3.0	116	4	131	95
All*	57-32	1294/22.7	107-230	.465	13-54	.241	56-82	.683	28	118	146	2.6	122	4	134	96

* Statistics from prior team/school

KAMWANGA, David																																						
Season	gp-gs	min/avg	Total		3-Point		F-Throws		Rebounds				pf				fo				ast				to				blk				stl				Scoring	
			fg-fga	pct	fg-fga	pct	ft-fa	pct	off	def	tot	avg																										
2021-22	16-0	143/8.9	12-25	.480	0-1	.000	3-5	.600	11	23	34	2.1	13	0	1	5	3	6	27	1.7																		
2022-23	12-0	96/8.0	8-13	.615	0-0	.000	7-8	.875	10	10	20	1.7	15	0	6	5	1	3	23	1.9																		
TOTAL	28-0	239/8.5	20-38	.526	0-1	.000	10-13	.769	21	33	54	1.9	28	0	7	10	4	9	50	1.8																		

MIGUEL, Rifen																			
Season	gp-gs	min/avg	Total		3-Point		F-Throws		Rebounds			pf	fo	ast	to	bik	stl	Scoring	
			fg-fga	pct	fg-fga	pct	ft-fa	pct	off	def	tot	avg						pts avg	
2020-21*	12-0	92/7.7	12-35	.343	3-12	.250	11-15	.733	9	12	21	1.8	27	0	0	13	2	3	38 3.2
2021-22*	29-3	251/8.7	41-77	.532	0-7	.000	6-12	.500	21	40	61	2.1	44	0	8	21	3	8	88 3.0
2022-23	12-0	130/10.8	16-34	.471	2-9	.222	7-8	.875	16	16	32	2.7	24	1	8	7	2	4	41 3.4
TOTAL	12-0	130/10.8	16-34	.471	2-9	.222	7-8	.875	16	16	32	2.7	24	1	8	7	2	4	41 3.4
All*	53-3	473/8.9	69-146	.473	5-28	.179	24-35	.686	46	68	114	2.2	95	1	16	41	7	15	167 3.2

* Statistics from prior team/school

MORRIS, Josiah																				
Season	gp-gs	min/avg	Total		3-Point		F-Throws		Rebounds				Scoring							
			fg-fga	pct	fg-fga	pct	ft-fa	pct	off	def	tot	avg	pf	fo	ast	to	bik	stl	pts	avg
2021-22	23-0	233/10.1	22-64	.344	15-53	.283	1-2	.500	11	12	23	1.0	20	0	3	9	0	7	60	2.6
TOTAL	23-0	233/10.1	22-64	.344	15-53	.283	1-2	.500	11	12	23	1.0	20	0	3	9	0	7	60	2.6

MYERS, Jalen																
Season	gp-gs	min/avg	Total fg/fga	3-Point fg/fga	F-Throws ft/fta	Rebounds off def tot avg	pf	fo	ast	to	bik	stl	Scoring pts avg			
2020-21*	6-0	53/8.8	7-16 .438	3-5 .600	0-0 .000	5 8 13 2.2	11	0	4	9	2	0	17 2.8			
2022-23	14-0	164/11.7	27-55 .491	4-6 .667	12-13 .923	10 44 54 3.9	20	0	9	10	5	4	70 5.0			
TOTAL	14-0	164/11.7	27-55 .491	4-6 .667	12-13 .923	10 44 54 3.9	20	0	9	10	5	4	70 5.0			
All*	20-0	217/10.9	34-71 .479	7-11 .636	12-13 .923	15 52 67 3.4	31	0	13	19	7	4	87 4.4			

* Statistics from prior year/school

* Statistics from prior team/school

NIX, Chris																
Season	gp-gs	min/avg	Total fg-fga pct	3-Point fg-fga pct	F-Throws ft-fa pct	Rebounds off def tot avg	pf	fo	ast	to	bik	stl	Scoring pts avg			
2021-22	29-22	563/19.4	89-169 .527	0-0 .000	33-50 .660	57 94 151 5.2	83	3	25	38	30	16	211 7.3			
2022-23	16-15	369/23.1	46-86 .536	0-0 .000	10-18 .556	64 50 114 7.0	50	3	26	17	13	10	102 6.4			
TOTAL	45-37	932/20.7	135-255 .529	0-0 .000	43-68 .632	100 153 253 5.6	133	6	51	55	43	26	313 7.0			

PUMPIAN, Dylan																
Season	gp-gs	min/avg	Total fg-fga pct	3-Point fg-fga pct	F-Throws ft-fa pct	Rebounds off def tot avg	pf	fo	ast	to	bik	stl	Scoring pts avg			
2021-22	3-0	7/2.3	0-3 .000	0-3 .000	0-0 .000	0 2 2 0.7	0	0	0	0	0	0	0 0.0			
2022-23	4-0	18/4.5	7-13 .538	6-12 .500	0-0 .000	0 3 3 0.8	0	0	2	1	0	0	20 5.0			
TOTAL	7-0	25/3.6	7-16 .438	6-15 .400	0-0 .000	0 5 5 0.7	0	0	2	1	0	0	20 2.9			

SEARS, Jordan																
Season	gp-gs	min/avg	Total fg-fga pct	3-Point fg-fga pct	F-Throws ft-fa pct	Rebounds off def tot avg	pf	fo	ast	to	bik	stl	Scoring pts avg			
2020-21*	26-13	565/21.7	84-185 .454	37-93 .398	40-47 .851	9 52 61 2.3	55	1	53	41	4	20	245 9.4			
2021-22*	31-11	771/24.9	84-233 .361	20-95 .211	62-79 .785	5 78 83 2.7	70	0	70	54	4	29	250 8.1			
2022-23	16-15	387/24.2	55-123 .447	15-41 .366	46-61 .754	12 37 49 3.1	30	0	40	30	5	20	171 10.7			
TOTAL	73-39	1723/23.6	223-541 .412	72-229 .314	148-187 .791	26 167 193 2.6	155	1	163	125	13	69	666 9.1			

* Statistics from prior team/school

SIMON, KJ																
Season	gp-gs	min/avg	Total fg-fga pct	3-Point fg-fga pct	F-Throws ft-fa pct	Rebounds off def tot avg	pf	fo	ast	to	bik	stl	Scoring pts avg			
2018-19*	29-1	361/12.4	39-74 .527	5-20 .250	15-31 .484	11 25 36 1.2	44	1	36	33	13	19	98 3.4			
2019-20*	31-12	564/18.2	58-142 .408	12-44 .273	19-42 .452	40 70 110 3.5	50	0	41	30	6	27	147 4.7			
2021-22	30-29	927/30.9	198-461 .430	42-144 .292	70-99 .707	42 106 148 4.9	77	1	53	61	41	48	508 16.9			
2022-23	16-15	442/27.6	101-219 .461	19-60 .317	36-61 .590	20 49 69 4.3	35	1	36	26	14	26	257 16.1			
TOTAL	46-44	1369/29.8	299-680 .440	61-204 .299	106-160 .663	62 155 217 4.7	112	2	89	87	55	74	765 16.6			
All*	106-57	2294/21.6	396-896 .442	78-268 .291	140-233 .601	113 250 363 3.4	206	3	166	150	74	120	1010 9.5			

* Statistics from prior team/school

STEWART, Parker																
Season	gp-gs	min/avg	Total fg-fga pct	3-Point fg-fga pct	F-Throws ft-fa pct	Rebounds off def tot avg	pf	fo	ast	to	bik	stl	Scoring pts avg			
2017-18*	32-20	839/26.2	90-235 .383	71-184 .386	40-50 .800	16 89 105 3.3	51	0	29	19	5	14	291 9.1			
2019-20	25-24	905/36.2	157-381 .412	71-204 .348	95-124 .766	20 95 115 4.6	71	1	94	82	10	21	480 19.2			
2021-22*	34-31	833/24.5	70-187 .374	53-135 .393	19-28 .679	5 67 72 2.1	87	2	33	24	2	14	211 6.2			
	17-17	506/29.6	95-231 .412	50-131 .382	41-53 .772	16 45 61 3.5	37	0	40	2	25	17	250 17.1			
TOTAL	42-41	1411/33.6	252-598 .421	121-335 .361	145-189 .767	36 156 192 4.6	108	1	134	117	12	46	770 18.3			
All*	108-91	3833/28.5	412-1020 .404	245-654 .375	203-267 .760	57 312 369 3.4	246	3	196	160	19	74	1272 11.8			



OHIO VALLEY CONFERENCE STATS

Game Records

Record	Overall	Home	Away	Neutral
ALL GAMES	2-2	2-1	0-1	0-0
CONFERENCE	2-2	2-1	0-1	0-0
NON-CONFERENCE	0-0	0-0	0-0	0-0

Score by Periods

Team	1st	2nd	OT	TOT
UT Martin	144	152	9	305
Opponents	161	137	13	311

Team Box Score

No.	Player				Total		3-Point		F-Throw		Rebounds															
		GP-GS	MIN	AVG	FG-FGA	FG%	3FG-3FGA	3FG%	FT-FTA	FT%	OFF	DEF	TOT	AVG	PF	DQ	A	TO	BLK	STL	PTS	AVG				
2	SIMON, KJ	4-4	135:06	33.8	23-59	.390	6-20	.300	14-17	.824	4	16	20	5.0	12	0	5	5	4	6	66	16.5				
45	STEWART, Parker	4-4	135:03	33.8	21-54	.389	6-30	.200	16-22	.727	4	13	17	4.3	9	0	12	9	0	3	64	16.0				
3	SEARS, Jordan	3-3	85:20	28.4	13-33	.394	1-8	.125	13-17	.765	0	5	5	1.7	7	0	5	8	1	2	40	13.3				
0	CURRY, KK	4-4	102:58	25.7	14-23	.609	0-1	.000	14-19	.737	10	25	35	8.8	9	0	1	6	2	3	42	10.5				
10	WILLIAMS, Desmond	3-0	80:43	26.9	9-24	.375	7-21	.333	0-0	.000	0	10	10	3.3	6	0	8	3	0	0	25	8.3				
1	JEFFRIES, Koby	4-1	75:48	18.9	10-15	.667	2-4	.500	10-12	.833	0	7	7	1.8	8	0	8	7	0	0	32	8.0				
5	NIX, Chris	4-4	110:17	27.6	6-17	.353	0-0	.000	4-6	.667	12	19	31	7.8	13	0	4	1	4	6	16	4.0				
23	MYERS, Jalen	4-0	43:39	10.9	4-9	.444	2-3	.667	0-0	.000	2	10	12	3.0	7	0	1	4	0	1	10	2.5				
4	ENDICOTT, Josh	3-0	25:29	8.5	3-6	.500	0-1	.000	0-0	.000	0	4	4	1.3	1	0	0	1	2	0	6	2.0				
55	KAMWANGA, David	4-0	27:31	6.9	2-4	.500	0-0	.000	0-0	.000	0	3	3	0.8	4	0	0	1	1	0	4	1.0				
22	MIGUEL, Rifen	1-0	03:05	3.1	0-1	.000	0-0	.000	0-0	.000	1	0	1	1.0	1	0	0	0	1	0	0	0.0				
Team											4	9	13					1								
Total		4	825		105-245	.429	24-88	.273	71-93	.763	37	121	158	39.5	77	0	44	46	15	21	305	76.3				
Opponents		4	825		104-252	.413	37-103	.359	66-91	.725	40	113	153	38.3	77	3	56	46	8	25	311	77.8				

Team Statistics

	UTM	OPP
Scoring	305	311
Points per game	76.3	77.8
Scoring margin	-1.5	-
Field goals-att	105-245	104-252
Field goal pct	.429	.413
3 point fg-att	24-88	37-103
3-point FG pct	.273	.359
3-pt FG made per game	6.0	9.3
Free throws-att	71-93	66-91
Free throw pct	.763	.725
F-Throws made per game	17.8	16.5
Rebounds	158	153
Rebounds per game	39.5	38.3
Rebounding margin	+1.3	-
Assists	44	56
Assists per game	11.0	14.0
Turnovers	46	46
Turnovers per game	11.5	11.5
Turnover margin	0.0	-
Assist/turnover ratio	1.0	1.2
Steals	21	25
Steals per game	5.3	6.3
Blocks	15	8
Blocks per game	3.8	2.0
Winning streak	0	-
Home win streak	0	-
Attendance	3966	2709
Home games-Avg/Game	3-1322	1-2709
Neutral site-Avg/Game	-	0-0

Team Results

Date	Opponent		Score	Att.
12/29/2022	at Little Rock	L	74-88	2709
12/31/2022	Morehead St.	W	64-57	1302
01/05/2023	Southeast Mo. St.	W	87-82	1180
01/07/2023	Tennessee Tech	Lot	80-84	1484



UT MARTIN SKYHAWKS OVERALL STATISTICS



Game Records

Record	Overall	Home	Away	Neutral
ALL GAMES	10-7	9-1	1-6	0-0
CONFERENCE	2-2	2-1	0-1	0-0
NON-CONFERENCE	8-5	7-0	1-5	0-0

Score by Periods

Team	1st	2nd	OT	TOT
UT Martin	687	704	18	1409
Opponents	584	663	21	1268

Team Box Score

No.	Player				Total		3-Point		F-Throw		Rebounds											
		GP-GS	MIN	AVG	FG-FGA	FG%	3FG-3FGA	3FG%	FT-FTA	FT%	OFF	DEF	TOT	AVG	PF	DQ	A	TO	BLK	STL	PTS	AVG
45	STEWART, Parker	17-17	506:21	29.8	95-217	.438	50-131	.382	50-65	.769	16	61	77	4.5	37	0	40	35	2	25	290	17.1
2	SIMON, KJ	16-15	441:30	27.6	101-219	.461	19-60	.317	36-61	.590	20	49	69	4.3	35	1	36	26	14	26	257	16.1
3	SEARS, Jordan	16-15	390:37	24.4	55-123	.447	15-41	.366	46-61	.754	12	37	49	3.1	30	0	40	30	5	20	171	10.7
0	CURRY, KK	17-15	415:02	24.4	56-91	.615	2-5	.400	45-62	.726	29	79	108	6.4	39	0	11	19	10	24	159	9.4
10	WILLIAMS, Desmond	16-4	421:51	26.4	49-145	.338	43-128	.336	4-6	.667	2	29	31	1.9	27	0	34	13	1	16	145	9.1
5	NIX, Chris	16-15	370:07	23.1	46-86	.535	0-0	.000	10-18	.556	43	59	102	6.4	50	3	26	17	13	10	102	6.4
1	JEFFRIES, Koby	17-2	321:36	18.9	31-68	.456	4-21	.190	24-34	.706	3	40	43	2.5	23	0	42	25	5	9	90	5.3
13	PUMPIAN, Dylan	4-0	17:44	4.4	7-13	.538	6-12	.500	0-0	.000	0	3	3	0.8	0	0	2	1	0	0	20	5.0
23	MYERS, Jalen	14-0	164:05	11.7	27-55	.491	4-6	.667	12-13	.923	10	44	54	3.9	20	0	9	10	5	4	70	5.0
22	MIGUEL, Rifen	12-0	127:52	10.7	16-34	.471	2-9	.222	7-8	.875	16	16	32	2.7	24	1	8	7	2	4	41	3.4
4	ENDICOTT, Josh	14-2	180:10	12.9	14-33	.424	2-11	.182	11-15	.733	13	30	43	3.1	16	0	6	10	4	2	41	2.9
55	KAMWANGA, David	12-0	93:05	7.8	8-13	.615	0-0	.000	7-8	.875	10	10	20	1.7	15	0	6	5	1	3	23	1.9
Team											22	31	53					3				
Total		17	3450		505-1097	.460	147-424	.347	252-351	.718	196	488	684	40.2	316	5	260	201	62	143	1409	82.9
Opponents		17	3450		447-1063	.421	139-413	.337	235-356	.660	193	441	634	37.3	288	7	240	239	64	106	1268	74.6

Team Statistics

	UTM	OPP
Scoring	1409	1268
Points per game	82.9	74.6
Scoring margin	+8.3	-
Field goals-att	505-1097	447-1063
Field goal pct	.460	.421
3 point fg-att	147-424	139-413
3-point FG pct	.347	.337
3-pt FG made per game	8.6	8.2
Free throws-att	252-351	235-356
Free throw pct	.718	.660
F-Throws made per game	14.8	13.8
Rebounds	684	634
Rebounds per game	40.2	37.3
Rebounding margin	+2.9	-
Assists	260	240
Assists per game	15.3	14.1
Turnovers	201	239
Turnovers per game	11.8	14.1
Turnover margin	+2.2	-
Assist/turnover ratio	1.3	1.0
Steals	143	106
Steals per game	8.4	6.2
Blocks	62	64
Blocks per game	3.6	3.8
Winning streak	0	-
Home win streak	0	-
Attendance	14073	21574
Home games-Avg/Game	10-1407	7-3082
Neutral site-Avg/Game	-	0-0

Team Results

Date	Opponent		Score	Att.
11/07/2022	at Pittsburgh	L	58-80	6055
11/09/2022	at Youngstown St.	L	72-90	1753
11/12/2022	Champion Chris.	W	124-65	1146
11/15/2022	Harris-Stowe	W	96-53	1083
11/18/2022	at Ole Miss	L	68-72	5024
11/20/2022	Prairie View	W	80-79	1037
11/22/2022	at Arkansas St.	L	64-70	3686
11/28/2022	McNeese	W	86-83	1104
12/03/2022	at UNC Asheville	L	83-90	908
12/11/2022	Chicago St.	Wot	75-74	1099
12/13/2022	Bethel (TN)	W	103-75	3572
12/17/2022	at Bowling Green	W	75-67	1439
12/19/2022	Crowley's Ridge	W	120-59	1066
12/29/2022	at Little Rock	L	74-88	2709
12/31/2022	Morehead St.	W	64-57	1302
01/05/2023	Southeast Mo. St.	W	87-82	1180
01/07/2023	Tennessee Tech	Lot	80-84	1484



UT MARTIN SKYHAWKS

RADIO/TV ROSTER



#0 KK CURRY
F • 6-6 • 205 • Jr.
Cleveland, Tenn.



#1 Koby JEFFRIES
G • 6-3 • 190 • R-So.
Memphis, Tenn.



#2 KJ SIMON
G • 6-3 • 195 • Sr.
Orlando, Fla.



#3 JORDAN SEARS
G • 5-11 • 175 • So.
Daytona Beach, Fla.



#4 JOSH ENDICOTT
F • 6-9 • 205 • Sr.
Baxter, Tenn.



#5 CHRIS NIX
F • 6-9 • 220 • R-Jr.
Bellevue, Tenn.



#10 DESMOND WILLIAMS
G • 6-1 • 180 • Jr.
Montgomery, Ala.



#11 GRANT HURST
G • 6-2 • 180 • So.
Cleveland, Tenn.



#13 DYLAN PUMPIAN
G • 6-1 • 175 • So.
Marietta, Ga.



#20 JOSIAH MORRIS
F • 6-6 • 215 • So.
Mount Washington, Ky.



#22 RIFEN MIGUEL
F • 6-8 • 240 • Sr.
Luanda, Angola



#23 JALEN MYERS
F • 6-8 • 195 • So.
Madison, Ala.



#45 PARKER STEWART
G • 6-5 • 205 • Gr.
Union City, Tenn.



#55 DAVID KAMWANGA
F • 6-7 • 220 • So.
Kinshasa, DR Congo



RYAN RIDDER
Head Coach • 2nd Year
Embry-Riddle, 2008



DENVER COBB
Asst. Coach • 2nd Year
Embry-Riddle, 2009



ERIK BUGGS
Asst. Coach • 2nd Year
Valparaiso, 2013



REED RIDDER
Asst. Coach • 1st Year
Embry-Riddle, 2016



DANTIEL DANIELS
Special Asst. • 2nd Year
Colorado State, 2016



DEONTE JOHNSON
Development • 3rd Year
UT Martin, 2018



AUSTIN NISBETT
Dir. of Ops. • 1st Year
Duke, 2021



ALSTON JONES
Grad. Asst. • 1st Year
Embry-Riddle, 2020