


UT MARTIN SKYHAWKS



2022 BASEBALL

MEDIA



GUIDE

2022 UT MARTIN SKYHAWK BASEBALL



WILL SMITH
IF/RHP • 6-3 • 180 • R/R • So.
PRATTVILLE, ALA.



THOMAS FULLERTON
OF • 5-10 • 195 • L/L • R-Fr.
MURFREESBORO, TENN.



ETHAN WHITLEY
1B • 6-1 • 215 • R/R • Sr.
MASON, TENN.



BLAKE DAVIS
C/RHP • 6-0 • 225 • R/R • Sr.
CRANDALL, GA.



RHETT FETNER
RHP • 6-3 • 210 • R/R • So.
ROANOKE, ALA.




CARSON DEER
C • 6-2 • 210 • L/R • So.
LOVELAND, OHIO



JACK CULUMOVIC
UTIL • 6-0 • 195 • L/R • R-Jr.
SIMPSONVILLE, SC



REID HALFACRE
OF • 5-9 • 165 • L/R • Jr.
CANTONMENT, FLA.



NATE SELF
IF • 6-2 • 210 • R/R • So.
SIKESTON, MO.



HUNTER MCLEAN
UTIL • 6-0 • 190 • R/R • So.
ROBERTSDALE, ALA.



WARREN LEE
LHP • 6-3 • 205 • R/L • R-So.
MOUNT JULIET, TENN.



ALEC BEAMAN
IF • 5-10 • 190 • R/R • So.
FRANKLIN, TENN.



WILL LAFOLLETTE
OF/1B • 5-10 • 215 • L/L • So.
CHELSEA, ALA.



TUCKER REED
RHP • 6-2 • 185 • R/R • So.
ATHENS, ALA.



BAYLOR JONES
RHP • 6-0 • 210 • R/R • R-Fr.
SPRING HILL, TENN.



CHANCE MERITHEW
C • 6-2 • 195 • R/R • R-Fr.
GOODLETTSVILLE, TENN.



NOAH WALTERS
RHP • 6-2 • 190 • R/R • Fr.
CORDELE, GA.



CORY FRANCIS
LHP • 6-4 • 230 • L/L • Fr.
SUMMERTOWN, TENN.



COLBY HUTTO
RHP • 6-2 • 195 • R/R • Fr.
TRINITY, ALA.



CAMERON BRADY
C • 5-10 • 185 • R/L • So.
PARIS, KY.



CASEY HARFORD
IF • 6-0 • 195 • R/R • Sr.
CORDOVA, TENN.



ELLIS YOHN
C/RHP • 5-10 • 215 • R/R • Fr.
SMITHS STATION, ALA.



TANNER PARK
UTIL • 6-2 • 195 • R/R • Fr.
GALLATIN, TENN.



BENNY DETRUIDE
OF • 6-1 • 155 • L/L • So.
BRENTWOOD, TENN.



BLAZE BELL
IF • 6-2 • 215 • R/R • R-Fr.
MURFREESBORO, TENN.



BEN SEVERANCE
IF • 5-10 • 180 • L/R • Fr.
BRENTWOOD, TENN.



MATT DICKEY
RHP • 6-2 • 205 • R/R • Jr.
TALLAHASSEE, FLA.



ERIC STEENSMA
RHP • 6-3 • 205 • R/R • So.
WESTERN SPRINGS, ILL.



GRANT CRIEFFIELD
RHP • 6-2 • 205 • R/R • So.
HALLS, TENN.



ELI MARTIN
RHP • 5-10 • 190 • R/R • So.
CARTHAGE, TENN.



J. HENRY HOBSON
RHP • 6-5 • 190 • R/R • Fr.
FORT MYERS, FLA.



HOUSTON WRIGHT
OF • 6-3 • 215 • L/L • Sr.
GAFFNEY, SC



JACOB SMITH
LHP • 6-7 • 255 • L/L • Jr.
CALERA, ALA.



LAWSON RUSSELL
LHP • 6-4 • 195 • R/L • So.
DECATUR, ALA.



WESLEY BOMAR
LHP • 6-1 • 195 • L/L • R-Fr.
PARIS, TENN.



ADDISON PARKER
RHP • 6-2 • 195 • R/R • R-Fr.
HARTSELLE, ALA.



TREY RICKO
RHP • 6-2 • 190 • R/R • Jr.
PLAINFIELD, ILL.



GRAYDEN STAUFFER
RHP • 6-5 • 190 • R/R • So.
OSHAWA, ONTARIO



DREW BELL
RHP • 6-0 • 160 • R/R • R-Fr.
MARTIN, TENN.



SETH PETRY
RHP • 6-0 • 190 • R/R • Jr.
MURFREESBORO, TENN.



SAM STOWE
1B/OF • 6-1 • 215 • L/L • Fr.
HAMPSTEAD, NC

QUICK FACTS

UT MARTIN QUICK FACTS

Founded: 1900; Senior College, 1951
Enrollment: 6,850
Nickname: Skyhawks
Colors: Navy Blue and Orange
Affiliation: NCAA Division I
Conference: Ohio Valley
Chancellor: Dr. Keith Carver
Director of Athletics: Kurt McGuffin
Athletics Website: www.UTMSports.com

UTM BASEBALL PERSONNEL

Head Coach: Ryan Jenkins
Alma Mater: Auburn, 2014
Career/UTM Record: 60-111
UT Martin Tenure: Fifth Season

Assistant Coach: Bill White
Alma Mater: Jacksonville State, 2014
UT Martin Tenure: First Season

Assistant Coach: Pat Cottrell
Alma Mater: West Florida, 2011
UT Martin Tenure: First Season

Volunteer Assistant: Rawlins Cleveland
Alma Mater: Auburn, 2021
UT Martin Tenure: First Season

Strength Coach: Dawson Moncrief
Alma Mater: UT Martin, 2020
UT Martin Tenure: Second Season

Athletic Trainer: Skylar Roden
Alma Mater: Shenandoah, 2016
UT Martin Tenure: Third Season

UTM BASEBALL QUICK FACTS

2021 Overall Record: 19-29
2021 Conference Record (Finish): 10-17 (11th)
Players Returning/Lost: 27/19
Newcomers: 14

Stadium (Capacity): Skyhawk Field (500)
First Year of Baseball: 1957
All-Time Baseball Record: 1104-1419-11
All-Time OVC Record: 194-513-2
All-Time OVC Tournament Record: 2-7
OVC Tournament Appearances: 4
Last OVC Tournament Appearance: 2019 (Second Round)

UTM SPORTS INFORMATION

Sports Information Intern/Baseball Contact: Brandon Burke
Email Address: bburke10@utm.edu
Office Phone: (731) 881-7694
Cell Phone: (276) 832-1840
Mailing Address: UT Martin Sports Information
 1022 Elam Center
 15 Mt. Pelia Rd.
 Martin, TN 38238

TABLE OF CONTENTS

Quick Facts.....	1
Media Information.....	2
MEET THE SKYHAWKS.....	3
Roster.....	4
Returner Bios.....	5-31
Newcomer Bios.....	32-38
COACHING/SUPPORT STAFF.....	39
Coaching Staff.....	40-42
Support Staff.....	43-44
2022 OUTLOOK.....	45
Season Preview.....	46-47
Opponents/OVC Championship.....	48-50
OVC Composite Schedule.....	51-53
Ohio Valley Conference.....	54
2021 REVIEW.....	55
Season Recap.....	56-57
Final Statistics/OVC Statistics.....	58-59
Season in Photos.....	60
HISTORY AND RECORDS.....	61
Skyhawks of Distinction.....	62-63
Yearly Division I Leaders.....	64-65
Team/Season/Career Records.....	66-70
All-Time Roster.....	71-72
All-Time Series Results vs. OVC Opponents.....	73-75
Yearly Division I Results.....	76-83
ESPN+.....	84
THIS IS UT MARTIN.....	85
Skyhawk Field.....	86-87
Strength and Conditioning.....	88-89
Distinguished Alumni.....	90
OVC Academic Awards.....	91
Athletic Director.....	92

CREDITS

The 2022 University of Tennessee at Martin baseball media guide was written, produced and laid out by sports information director Ryne Rickman using Adobe InDesign CC. Special assistance by Brandon Burke. Front cover design by Ryne Rickman. Photos by Steve Mantilla/Raffe Lazarian/Nathan Morgan/Trevor Ruzzkowski/Tyler Holmes/Katie Long/UTM Relations, Alex Boggis, Jake Rogers, Ryne Rickman, Michael Wade and Mariann Parker.

The University of Tennessee at Martin does not discriminate on the basis of race, sex, color, religion, national origin, age, disability or veteran status in provision of educational opportunities or employment opportunities and benefits. UT Martin does not discriminate on the basis of sex or disability in the education programs and activities which it operates, pursuant to requirements of Title VI of the Civil Rights Act of 1964 as codified in 42 U.S.C. 2000D; Title IX of the Educational Amendments of 1972, Public Law 92 318; Section 504 of the Rehabilitation Act of 1973, Public Law 93-112; the Americans with Disabilities Act of 1990, Public Law 101-336; and the Age Discrimination in Employment Act. This policy extends to both employment by and admission to the university. Inquiries concerning Title VI, Title IX, Section 504, the Americans with Disabilities Act, and the Age Discrimination in Employment Act should be directed to the Office of Equity and Diversity, 240 Gooch Hall, UT Martin, Martin, TN 38238-5002, 731-881-7202. Charges of violation of the above policy also should be directed to the Equity and Diversity Officer. E05-0416-00-019-22.

MEDIA INFORMATION



RYNE RICKMAN
SPORTS INFORMATION DIRECTOR

**MEN'S BASKETBALL, VOLLEYBALL,
BEACH VOLLEYBALL, GOLF, RIFLE,
RODEO, EQUESTRIAN**

OFFICE PHONE: 731-881-7632
CELL PHONE: 270-703-2601
EMAIL: RRICKMAN@UTM.EDU



ALEX BOGGIS
ASSISTANT SPORTS INFORMATION DIRECTOR

**FOOTBALL, WOMEN'S BASKETBALL,
SOFTBALL, CROSS COUNTRY,
TRACK AND FIELD**

OFFICE PHONE: 731-881-7694
CELL PHONE: 618-357-1536
EMAIL: DBOGGIS@UTM.EDU



BRANDON BURKE
SPORTS INFORMATION INTERN

**BASEBALL,
SOCCER,
TENNIS**

OFFICE PHONE: 731-881-7694
CELL PHONE: 276-832-1840
EMAIL: BBURKE10@UTM.EDU



BRANDON BANKS
CREATIVE MEDIA SPECIALIST

**GENERAL VIDEO CONTENT,
POSTGAME HIGHLIGHTS/PRESS CONFERENCES,
DIGITAL NEEDS**

OFFICE PHONE: 731-881-7694
CELL PHONE: 316-461-1800
EMAIL: BBANKS9@UTM.EDU

INTERVIEW POLICIES

Media interviews with players and coaches are encouraged, and every effort will be made to accommodate media requests. Reach out through the sports information office for the best times to interview head coach Ryan Jenkins and student-athletes.

POSTGAME AVAILABILITIES

Players and coaches will be available for interviews after a brief cooling-off period at the conclusion of each game. Full stat packages will be available on UTMSports.com upon the completion of each game. Skyhawk head coach Ryan Jenkins and selected players will be made available upon request.

CREDENTIALS

Admission is free to Skyhawk Field but seating in the press box will be reserved for accredited media only. Please notify the sports information office at least 48 hours in advance if a media outlet plans on covering a game at Skyhawk Field..

PRESS BOX

The Skyhawk Field press box is located above the spectator seating area behind home plate. Press box seating is limited and working media will be permitted in the press box during games. Children and spectators will not be permitted in the Skyhawk Field press box.

ON THE WEB

A wealth of resources for the UT Martin sports information department can be found at www.UTMSports.com, powered by SIDEARM Sports. The website features updated schedules, rosters, player information and statistics. Live stats, offered by StatBroadcast.com, are available for all home games at UTMStats.com.

RADIO COVERAGE

WUTM 90.3 FM, UT Martin's award-winning student radio station, broadcasts select dates of the Skyhawk home schedule. Check the calendar feature/schedule page on UTMSports.com for a direct link to those broadcasts.

SKYHAWKS IN PRINT

The name of our institution is The University of Tennessee at Martin and if abbreviated, should be referred to as UT Martin. The University of Tennessee at Martin should be used as the first reference in a news story. UT Martin should be used in subsequent references and UTM is acceptable in headlines. Tennessee-Martin, UT-Martin, UT or Martin should never be used. The description Skyhawks should be used to represent all UT Martin athletic teams. Hawks should never be used.

2

SPORTS INSIDE ATHLETICS MEDIA FAN ZONE SUPPORT THE SKYHAWKS TICKETS

BASEBALL Schedule Roster Coaching Staff Statistics Archives More +

UT MARTIN BASEBALL SLIDES THROUGH FIRST OFFICIAL PRACTICE OF 2022

UTMSports.com
POWERED BY
SIDEARMSPORTS
A LEARFIELD COMPANY

2022 UT MARTIN BASEBALL



MEET THE SKYHAWKS



ROSTER

No.	Name	Position	B/T	Height	Weight	Class	Hometown (Previous School)
1.....	Will Smith	IF/RHP	R/R	6-3	180	So.	Prattville, Ala. (Prattville HS)
2.....	Thomas Fullerton	OF	L/L	5-10	195	R-Fr.	Murfreesboro, Tenn. (Mount Juliet HS)
3.....	Ethan Whitley	1B	R/R	6-1	215	Sr.	Mason, Tenn. (Covington HS)
4.....	Blake Davis	C/RHP	R/R	6-0	225	Sr.	Crandall, Ga. (North Murray HS)
5.....	Rhett Fetner	RHP	R/R	6-3	210	So.	Roanoke, Ala. (Chattahoochee Valley CC)
6.....	Carson Deer	C	L/R	6-2	210	So.	Loveland, Ohio (Loveland HS)
7.....	Jack Culumovic	UTIL	L/R	6-0	195	R-Jr.	Simpsonville, SC (Pensacola State College)
8.....	Reid Halfacre	OF	L/R	5-9	165	Jr.	Cantonment, Fla. (Chattahoochee Valley CC)
9.....	Nate Self	IF	R/R	6-2	210	So.	Sikeston, Mo. (Sikeston HS)
10.....	Hunter McLean	UTIL	R/R	6-0	190	So.	Robertsdale, Ala. (Chattahoochee Valley CC)
11.....	Warren Lee	LHP	R/L	6-3	205	R-So.	Mount Juliet, Tenn. (Mount Juliet HS)
12.....	Alec Beaman	IF	R/R	5-10	190	So.	Franklin, Tenn. (Centennial HS)
13.....	Wil LaFollette	OF/1B	L/L	5-10	215	So.	Chelsea, Ala. (Heritage Christian Academy)
14.....	Tucker Reed	RHP	R/R	6-2	185	So.	Athens, Ala. (Athens HS)
15.....	Baylor Jones	RHP	R/R	6-0	210	R-Fr.	Spring Hill, Tenn. (Grace Christian Academy)
16.....	Chance Merithew	C	R/R	6-2	195	R-Fr.	Goodlettsville, Tenn. (Greenbrier HS)
17.....	Noah Walters	RHP	R/R	6-2	190	Fr.	Cordele, Ga. (Crisp County HS)
18.....	Cory Francis	LHP	L/L	6-4	230	Fr.	Summertown, Tenn. (Summertown HS)
19.....	Colby Hutto	RHP	R/R	6-2	195	Fr.	Trinity, Ala. (West Morgan HS)
20.....	Cameron Brady	C	R/R	5-10	185	So.	Paris, Ky. (Bourbon County HS)
21.....	Casey Harford	IF	R/R	6-0	195	Sr.	Cordova, Tenn. (Harding Academy)
22.....	Ellis Yohn	C/RHP	R/R	5-10	215	Fr.	Smiths Station, Ala. (Smiths Station HS)
23.....	Tanner Park	UTIL	R/R	6-2	195	Fr.	Gallatin, Tenn. (Gallatin HS)
24.....	Benny DeTrude	OF	L/L	6-1	155	So.	Brentwood, Tenn. (Father Ryan HS)
25.....	Blaze Bell	IF	R/R	6-2	215	R-Fr.	Murfreesboro, Tenn. (Blackman HS)
26.....	Ben Severance	IF	L/R	5-10	180	Fr.	Brentwood, Tenn. (Ravenwood HS)
27.....	Matt Dickey	RHP	R/R	6-2	205	Jr.	Tallahassee, Fla. (Chattahoochee Valley CC)
29.....	Eric Steensma	RHP	R/R	6-3	205	So.	Western Springs, Ill. (Lyons Township HS)
30.....	Grant Crihfield	RHP	R/R	6-2	205	So.	Halls, Tenn. (Jackson State CC)
31.....	Eli Martin	RHP	R/R	5-10	190	So.	Carthage, Tenn. (Smith County HS)
32.....	J. Henry Hobson	RHP	R/R	6-5	190	Fr.	Fort Myers, Fla. (Bishop Verot HS)
33.....	Houston Wright	OF	L/L	6-3	215	Sr.	Gaffney, SC (Spartanburg Methodist College)
34.....	Jacob Smith	LHP	L/L	6-7	255	Jr.	Calera, Ala. (Wallace State CC)
37.....	Lawson Russell	LHP	R/L	6-4	195	So.	Decatur, Ala. (Decatur HS)
38.....	Wesley Bomar	LHP	L/L	6-1	195	R-Fr.	Paris, Tenn. (Henry County HS)
40.....	Addison Parker	RHP	R/R	6-2	195	R-Fr.	Hartselle, Ala. (Hartselle HS)
43.....	Trey Ricko	RHP	R/R	6-2	190	Jr.	Plainfield, Ill. (Plainfield South HS)
45.....	Grayden Stauffer	RHP	R/R	6-5	190	So.	Oshawa, Ontario (Maxwell Heights Secondary School)
46.....	Drew Bell	RHP	R/R	6-1	160	R-Fr.	Martin, Tenn. (Westview HS)
47.....	Seth Petry	RHP	R/R	6-0	190	Jr.	Murfreesboro, Tenn. (Siegel HS)
55.....	Sam Stowe	1B/OF	L/L	6-1	215	Fr.	Hampstead, NC (Topsail HS)

Ryan Jenkins	Head Coach	Fifth Season	Auburn, 2014
Bill White	Assistant Coach	First Season	Jacksonville State, 2014
Pat Cottrell	Assistant Coach	First Season	West Florida, 2011
Rawlins Cleveland	Volunteer Assistant	First Season	Auburn, 2021
Dawson Moncrief	Strength Coach	Second Season	UT Martin, 2020

PRONUNCIATION GUIDE

7.....	Jack Cuh-luh-muh-vick
8.....	Reid Half-acre
10.....	Hunter Muh-clain
12.....	Alec Bee-men
13.....	Wil Luh-Fall-let
22.....	Ellis Yahn
24.....	Benny Duh-Trude
30.....	Grant Cry-field
38.....	Wesley Bo-mer
47.....	Seth Peatry

RETURNER BIOS

BLAKE

4



DAVIS

C/RHP • 6-0 • 225 • R/R • Senior
Grandall, Ga.
North Murray HS

2021: Was one of only two Skyhawks to start in all 48 games, appearing in every contest at catcher...Led the Ohio Valley Conference in putouts (404, third most in UT Martin single-season history) and chances (450) while ranking third in runners caught stealing (15) and sixth in sacrifice hits (six)...Hit .216 with six doubles, two home runs, 15 RBI's and 14 runs scored...Upped his batting average to .247 (24-of-97) in OVC play...Posted five multi-hit contests, including a season-best three base knocks at Murray State in the frontend of the May 7 doubleheader...Registered four multi-RBI performances, driving in a season-high four runs in the frontend of the May 1 doubleheader against Jacksonville State...Scored a season-high two runs in the backend of the Feb. 27 doubleheader at Arkansas State and in the backend of the May 21 doubleheader at Southeast Missouri...Was issued a career-high two walks in the first and third games of the Belmont series (March 11-12)...Had seven RBI's in eight opportunities with a runner on third base and less than two outs...Hit safely in nine of the final 10 games of the season.

2020: Started in all 16 games behind the plate as part of the shortened season...Ranked in the top-six in the Ohio Valley Conference in throwing out would-be basestealers (nine, second), chances (137, second) and putouts (116, sixth)...Tallied four doubles, two home runs, five RBI's and seven runs scored... Produced three multi-hit games, including tying a career-high with four base knocks in the victory over OVC foe Southeast Missouri on March 8...Also launched a pair of homers to go along with season-highs of three RBI's and three runs scored in the aforementioned March 8 outing against Southeast Missouri...Was named to the Athletic Director's Honor Roll for the spring semester.

2019: Started all 56 games behind the plate to showcase his defensive prowess as he threw out 23 would-be base stealers...Mowed down three men trying to steal on two occasions (against North Alabama on Feb. 24 and at Eastern Kentucky on March 24)...Put up a .975 fielding percentage and recorded 425 putouts on the season which ranks first in program history for most in a single season...Improved upon his freshman campaign as he tallied 54 total hits, nine long balls and 40 runs batted in...Rapped out three hits three times coming at Ole Miss (Feb. 26), against Christian Brothers (April 10) and against Jacksonville State (May 6)...Had a day to remember against Christian Brothers as he belted a pair of home runs and plated six runs against the Buccaneers...Notched nine multi-RBI outings on the season...Legged out his lone triple in the series opener with Morehead State on March 29.

2018: Was a workhorse behind the plate in his first season of collegiate baseball as he earned an OVC All-Freshman nod...Led the conference in runners caught stealing as he threw out 21 would-be base stealers on the season...Started all but one game behind the dish but played in every game on the campaign...Tallied three home runs and 23 RBIs for his freshman season...Racked up 10 multiple-hit games and five multiple-RBI contests...Put together a four-hit outing in the back end of the doubleheader at Morehead State on April 6 as he also drove in a pair of runs in the contest...Was instrumental in the victory over No. 13 ranked Southern Miss as he accounted for five RBIs in the game and drilled a homer along the way...Also hit home runs against Belmont on March 24 and against Morehead State on April 6...Tallied a pair of doubles against Morehead State on April 5.

BEFORE UTM: Served as a talented backstop and pitcher while under the guidance of head coach Preston Doag at North Murray High School...Tallied a 6-1 record on the mound with a 1.54 ERA as well as posting a .343 batting average, seven home runs, 10 doubles and 31 RBI's as a Mountaineer...Pitched a no-hitter in the first round of the state playoffs...Garnered first team all-state, all-area and all-region in 2017 while also being named to the First Team Chattanooga Times Free Press...Other accolades include being named first team All-Region and second team all-state in 2016 as well as first team All-Area and first team All-Region in 2015.

PERSONAL: Born on Oct. 10, 1998...Son of Michael and Christina Davis...Majoring in physical education.

RETURNER BIOS

CASEY

21



HARFORD

IF • 6-0 • 195 • R/R • Senior
Cordova, Tenn.
Harding Academy

2021: Was an intimidating presence in the heart of the batting order all season long, starting in all 47 of his games played (44 at shortstop, three at designated hitter)...Was the hardest player in the Ohio Valley Conference to strike out (once every 9.9 at-bats, only 18 total whiffs)...Ranked third in the OVC with six sacrifice flies...Led the team with 52 hits, 40 RBI's, five times hit by pitch, 14 multi-hit games and 11 multi-RBI performances while ranking second in batting average (.291) and doubles (11)...Also added 27 runs scored, a triple, five home runs and a .447 slugging percentage...Best game of the season came during the Feb. 24 victory at No. 22 Alabama, collecting season-highs of three hits (only a home run shy of hitting for the cycle), three RBI's and two runs scored...Also went 3-for-3 with a stolen base on April 30 against Jacksonville State...Additionally drove in a season-best three runs against OVC foes Belmont (March 11) while reaching base safely four times (two hits, season-high two walks) against Tennessee Tech on May 14...Pieced together a 13-game hitting streak (longest by any UT Martin player in 2021) from Feb. 24 through March 27, hitting .365 (19-of-52) during that stretch...Doubled twice in UT Martin's victory over No. 11 Ole Miss on May 18...Led the team with 19 RBI's (next closest had nine) with a runner on third and less than two outs...Was one of only 100 players on the Brooks Wallace Award watch list, spotlighting the nation's top shortstop...Was named to the Athletic Director's Honor Roll for the fall semester.

2020: Recovered from a preseason injury to appear in six games, making four starts at three different positions (third base, shortstop and designated hitter) during the abbreviated season...Posted a .294 batting average with three RBI's and three runs scored in just 17 at-bats...Had a pair of multi-hit games, accomplishing that feat at Alabama on Feb. 25 and against Evansville on March 4...Delivered the go-ahead pinch-hit RBI in the ninth inning of the season-opening victory over Saint Louis on Feb. 14...Was named to the Athletic Director's Honor Roll for both the fall and spring semesters...Was named to the OVC Commissioner's Honor Roll.

2019: Started in 52 games on the year for the Skyhawks as he split time at second base and short stop...Posted a .312 batting average to go along with 12 doubles, two triples, five homers and team-high 45 RBIs...Recorded the first perfect performance with at least five hits against a Division-I opponent since 2007 as he went 5-for-5 against No. 15 Auburn on March 5...Racked up 17 multi-hit and eight multi-RBI outings...Belted two home runs and plated six runs against Austin Peay (April 21) which were the most in a single game for the middle infielder over the course of the season...Roped a pair of doubles at Auburn (March 5) as he also racked up five RBIs along the way...Legged out two triples on the year with one coming against Christian Brothers (April 10) and the other in the OVC Tournament against Eastern Illinois...Was named to the OVC Commissioner's Honor Roll.

2018: Started in 45 games on the campaign as he made the transition to collegiate baseball...Compiled seven doubles and four home runs to go along with 23 RBIs on the season while also swiping a squad second-best four bases...Tallied seven multiple-hit games and five multiple-RBI contests...Drove in a trio of runs against Troy in the front end of a double header on Feb. 17 as he also connected for a round-tripper in the contest...His all-around best game came in the season-opener against Troy as he tallied a pair of base knocks, a double, an RBI and a stolen base to showcase his ability as a well-rounded player...Earned a spot on the OVC Commissioner's Honor Roll.

BEFORE UTM: Accumulated many awards during his time with Harding Academy Lions, including 2016 TSSAA second team all-state...Won team awards such as the 2016 Gold Glove Award and 2016 Best Defensive Player at Harding Academy...Was chosen for the TSSAA all-district team, All-Region Team for Region 8, and the 2015 Best of Preps All-Metro Team.

PERSONAL: Born on Sept. 5, 1998...Son of Bruce and Jamie Harford...Has one brother, Matt...Majoring in criminal justice and sociology.

RETURNER BIOS

ETHAN

3



WHITLEY

1B • 6-1 • 215 • R/R • Senior
Mason, Tenn.
Covington HS

2021: Was one of just two Skyhawks to start in all 48 games, manning first base for every game of the season...Ranked eighth in the Ohio Valley Conference with 330 putouts while also ranking 10th in home runs per game (0.30) in league play...Topped the squad in at-bats (187), total bases (85) and times hit by a pitch (five)...Hit .251 with five doubles, 11 home runs, 29 RBI's and 27 runs scored... His 11 homers ranked second on the squad and were the ninth-most in a single season in school history...Upped his batting average to .292 against OVC pitching, clubbing eight round trippers in 106 at-bats for a .557 slugging percentage...Led the team with 14 multi-hit games, including a career-best four hits in the backend of the SIUE doubleheader on April 9...Was responsible for 10 multi-RBI performances, driving in a season-high four runs on March 27 at Grambling State...Scored multiple runs on 10 separate occasions... Launched a pair of home runs in two games, accomplishing that feat at Eastern Illinois on April 22 and in the frontend of the Tennessee Tech doubleheader on May 15...Pieced together a seven-game hitting streak from April 6 through April 17, hitting a scorching .452 (14-for-31) during that span...Additionally ended the season on a six-game hitting streak...Homered in both of UT Martin's wins over ranked opponents (Feb. 24 at No. 22 Alabama, May 18 at No. 11 Ole Miss)...Was named to the Athletic Director's Honor Roll for both the fall and spring semesters...Was named to the OVC Commissioner's Honor Roll.

2020: Was one of the most feared hitters on the team, drawing 11 starts at first base while playing 12 games during the abbreviated season...Ranked sixth nationally with 0.58 doubles per game...Ranked fourth in the OVC in doubles (seven) and ninth in batting average (.385)...Also added a .564 slugging percentage, a .419 on-base percentage, six RBI's and six runs scored...Hit an even .500 (7-for-14) in the three-game OVC series against Southeast Missouri on March 6-8...Ended the season on a seven-game hitting streak, producing four multi-hit games in that span...Generated a trio of three-hit games – all over an eight-day stretch (at Mercer on March 1, against Southeast Missouri on March 7, against Southeast Missouri on March 8)...Set season-highs in RBI's (two) and runs scored (two) in the OVC victory over Southeast Missouri on March 8...Was named to the Athletic Director's Honor Roll for both the fall and spring semesters...Was named to the OVC Commissioner's Honor Roll.

2019: In just his second season in a Skyhawk uniform, he moved into sixth place in career home runs as he belted 10 during his sophomore campaign as he added on to his nine from the previous season...Made 52 starts on the year as he was the primary patroller of first base for the squad...His most successful outing came against Evansville (April 24) as he went 2-for-4 with a pair of home runs and four RBIs...Collected two hits on eight separate occasions and also recorded eight multi-RBI outings...Swiped his lone base of the season at Samford on April 7...Posted a .993 fielding percentage as he made 400 putouts on the year which ranks third-most in program history for most putouts in a single season...Was named to the OVC Commissioner's Honor Roll.

2018: Became just the fifth player in school history to earn a spot on the Collegiate Baseball Freshman All-American squad, also nabbing OVC All-Freshman honors for his work at the plate and at first base...Started every game of the season at first base while pacing UT Martin in home runs (nine) and RBIs (32)...Sported a .267 batting average to go along with a .775 OPS for the year...Put up 16 multiple-hit games and a team-best nine multiple-RBI games...Posted a three-hit day against Eastern Kentucky on March 31 as he also drove in three runs in the contest...Drove in a season-high five runs in the back end of the doubleheader against Morehead State on April 6... Put together a 15-game on base streak and 10-game hit streak over the course of the season...Collected 17 base knocks in the 10-game stretch as he compiled seven multi-hit performances in that span...Earned a spot on the OVC Commissioner's Honor Roll.

BEFORE UTM: Was named a 2017 Collegiate Baseball Newspaper High School All-American, prepping under head coach David Sage at Covington High School...Helped lead the 2017 Chargers to a 33-9 record as well as the school's first state tournament appearance since 2012... Was also a finalist for The Commercial Appeal Sports Awards for the Greater Memphis High School area...His strong senior campaign led to a spot in the West Tennessee/North Mississippi All-Star Game, which was played at USA Stadium in Millington (he tallied MVP accolades for the West Tennessee squad)...Compiled four consecutive 15AA First Team All-District selections as well being named to the TBCA Region 7 & 8 Showcase Team his sophomore and junior seasons for the Chargers.

PERSONAL: Born on July 30, 1998...Son of Bret and Dorothy Whitley...Majoring in management.

RETURNER BIOS

HOUSTON

33



WRIGHT

OF • 6-3 • 215 • L/L • Senior
Gaffney, SC
Spartanburg Methodist College

2021: Saw playing time in 21 contests, making 20 starts in left field before suffering a season-ending injury in early April...Hit .261 with three doubles, four home runs, 12 RBI's, 12 runs scored and a .478 slugging percentage in 69 at-bats...Amassed five multi-hit performances and a pair of multi-RBI efforts...Best game of the season came in the backend of the Feb. 27 doubleheader at Arkansas State, going 3-for-3 (two home runs and a double) with season-highs of three RBI's and two runs scored...Scored multiple runs on three separate occasions...Notched a team-high .302 batting average (13-for-43) with the bases empty...Was named to the Athletic Director's Honor Roll for the spring semester...Was named to the OVC Commissioner's Honor Roll.

2020: Provided UT Martin with an impact bat, playing in all 16 games while making 15 starts in left field during the abbreviated season...Led the team with 14 RBI's and multi-RBI outings (four), hitting .308 with four doubles, a triple, a home run and seven runs scored...Posted a .364 batting average (20-of-55) over his final 13 games of the season...Hit .467 (7-for-15) with five RBI's and four runs scored in the Ohio Valley Conference series against Southeast Missouri on March 6-8...Drove in a career-high four runs against Southeast Missouri on March 6 while setting career-bests in hits (four) and runs scored (three) against the same opponent two days later...Reached base safely four times (three hits – a home run shy of hitting for the cycle – plus a walk) at Alabama A&M on Feb. 19, the first of his six multi-hit games...Excelled in high-leverage situations, hitting a sizzling .500 (12-for-24) with runners in scoring position...Also made one appearance on the mound, tossing an inning in relief against Southeast Missouri on March 7...Was named to the Athletic Director's Honor Roll for both the fall and spring semesters...Was named to the OVC Commissioner's Honor Roll.

BEFORE UTM: Provided a prime middle-of-the-lineup presence for legendary head coach Tim Wallace at Spartanburg Methodist College, nabbing 2019 NJCAA All-American accolades...Combined for a .371 batting average (126-of-340), .436 on-base percentage, .656 slugging percentage, 32 doubles, four triples, 19 home runs, 90 RBI's and 83 runs scored in 100 games played over his last two seasons as a Pioneer...Had team-highs in batting average (.375), doubles (17) and RBI's (45) while adding seven round trippers and 41 runs as a sophomore in 2019, notching Region 10 Player of the Year accolades...Helped guide SMC to a 33-18 overall record and 15-5 league mark with a regular season conference championship in 2019...Accounted for 20 multi-hit games as a sophomore and had a 6-RBI game against Patrick Henry Community College on Feb. 2...Finished a single shy of hitting for the cycle during a 5-RBI performance against USC Salkehatchie on March 2...Debuted at the collegiate level with a .367 batting average and team-highs of 15 doubles, 12 homers, 45 RBI's and 42 runs scored in 2018...Generated 18 multi-hit games as a freshman, including a 4-for-4, four extra-base hit (three doubles, one home run) and four-RBI effort against New River Community College on Feb. 23...Additionally had a 3-for-3, five-RBI game against USC Union on April 25...Originally committed to play at College of Charleston under current Skyhawk associate head coach Matt Heath...Graduated from Gaffney High School, where he hauled in Class 5A all-state honors as a senior was ranked as the second-best first baseman in the state of South Carolina for his class by Perfect Game...Took part in the 2017 South Carolina Baseball Coaches Association All-Star Game after a remarkable prep career for head coach Jeff Osment...Was a 2017 Preseason All-American honorable mention for the Atlantic Region in 2017...Claimed all-tournament accolades at the 2016 WWBA Southeast Qualifier and the 2015 Perfect Game Elite Underclass Championship.

PERSONAL: Born on Jan. 22, 1999...Son of Terry and Jennifer Wright...Father Terry spent several years in the Atlanta Braves organization...Has two siblings, Maguire and Kentley...Majoring in interdisciplinary studies.

RETURNER BIOS

JACK

7



CULUMOVIC

UTIL • 6-0 • 195 • L/R • R-Junior
Simpsonville, SC
Pensacola State College

2021: Ended the season as one of the team's most reliable hitters, appearing in 32 games (27 starts)...Made 14 starts in left field, 12 at third base and one at shortstop...Topped the team with a .308 batting average (20-for-65) and .387 on-base percentage in Ohio Valley Conference play...Led the squad in times hit by pitch (five), hitting .239 with four doubles, one home run, eight RBI's, 12 runs scored and four stolen bases...Hit .275 (19-for-69) against right-handed pitching and .278 (5-of-18) with runners in scoring position...Collected five multi-hit outings (all coming in the final 12 games of the season), including a career-best three-hit, two-RBI performance in the frontend of the May 21 doubleheader at Southeast Missouri...Also equaled a career-high with two RBI's on May 1 in the frontend of the doubleheader against Jacksonville State...Scored a career-best two runs against Jacksonville State in the backend of the May 1 doubleheader...Drew a career-high two walks at Arkansas State on Feb. 27...Was named to the Athletic Director's Honor Roll for both the fall and spring semesters...Was named to the OVC Commissioner's Honor Roll.

2020: Occupied the leadoff spot in the lineup in all 16 games, earning 15 starts at shortstop and one at second base as part of the shortened season...Ranked third in the OVC in at-bats (70) and sixth in assists (37)...Led the squad with 13 runs scored to go along with four doubles, two homers and six RBI's...Reached base safely in all but two games, including a 10-game streak from Feb. 21 through March 8...Accounted for five multi-hit games, including three-hit performances against Siena (Feb. 22) and against OVC foe Southeast Missouri (March 7)...Produced multi-RBI outings at Alabama A&M on Feb. 19 and in the previously mentioned game against Southeast Missouri on March 7, crushing a pair of homers in the latter matchup...Scored a pair of runs on three different occasions...Drove in the game-winning RBI against No. 30 South Alabama on Feb. 21 and scored the game-winning run in the OVC triumph over Southeast Missouri on March 8...Was named to the Athletic Director's Honor Roll for the spring semester...Was named to the OVC Commissioner's Honor Roll.

BEFORE UTM: Played at Pensacola State College under head coach Bryan Lewallyn...Started in 51 games in 2019, scoring 27 runs with 18 RBI's...Ranked second on the team with 27 walks, leading to a .346 on-base percentage...Swiped seven stolen bases in eight attempts...Had six multi-hit games and sported a trio of multi-RBI performances through the season's first nine games...Redshirted at the College of Charleston in 2018, where he was originally signed by current Skyhawk associate head coach Matt Heath...Prepped at St. Joseph's High School, where he played for head coach George Turmon...Was a 2017 Perfect Game Preseason All-American honorable mention selection in the Atlantic Region.

PERSONAL: Born on April 7, 1999...Son of Patrick and Karen Culumovic...Has one sibling, Katie...Majoring in exercise science.

RETURNER BIOS

SETH

47



PETRY

RHP • 6-0 • 190 • R/R • Junior
Murfreesboro, Tenn.
Siegel HS

2021: Established himself as one of the team's most trusted arms, making 19 appearances (including three starts)...Tallied one win, a 5.58 ERA and 32 strikeouts (against just 12 walks) in 30.2 innings of work...Did not allow an earned run in 12 separate appearances...Went more than an inning on 13 different occasions, including a season-high three no-hit frames at Southern Illinois on March 6...Dialed up multiple strikeouts in eight different games, including season-highs of four punchouts at North Alabama (March 9), at Eastern Illinois (backend of April 23 doubleheader) and at Murray State (May 8)...Earned the victory after hurling 2.2 perfect innings in his first start of the season in the aforementioned North Alabama contest on March 9...Sported a miniscule 1.65 ERA in 16.1 innings over his first nine appearances of the season (through April 10)...Was named to the Athletic Director's Honor Roll for the fall semester.

2020: Was a versatile arm during the abbreviated season, ranking eighth in the Ohio Valley Conference with seven appearances (three starts)...Posted a microscopic 1.08 ERA over 8.1 combined innings in his middle five appearances of the season...Piled up 12 strikeouts in 13.1 innings, including a pair of three-strikeout performances (against Siena on Feb. 22, against Evansville on March 4)...Went more than one inning in all but two outings, including a season-long 3.1 frames in the victory over Ohio Valley Conference rival Southeast Missouri on March 8...Accounted for four scoreless appearances (all from Feb. 19 through March 4), including three innings of no-hit baseball in the previously mentioned game against Evansville on March 4.

2019: Thrived as the primary midweek starter for the Skyhawks in his first year of collegiate baseball...Recorded four victories in 35.1 innings on the mound as he fanned 22 in that span...Conceded just eight extra base hits in his time on the bump...Tossed a season-best five innings on three occasions (against Alabama A&M on March 19, against Evansville on April 24 and at Lipscomb on April 30)...Struck out a year-high five batters in his three innings of work against Christian Brothers on April 10...Fanned four batters in the aforementioned starts against Alabama A&M and Evansville...Produced a scoreless outing against South Dakota State on Feb. 15 as he logged one inning and fanned one along the way.

BEFORE UTM: Was a standout for Siegel High School under head coach Craig Reavis...Led the Stars to a 2018 regional championship and was named to the All-State team...Was a member of the 2016 state championship team while making the Super Freshman/Sophomore Team in 2016.

PERSONAL: Born on Jan. 4, 2000...Son of Greg and Judy Petry...Has two brothers, Dylan and Tyler...Majoring in interdisciplinary studies.

RETURNER BIOS

TREY

43



RICKO

RHP • 6-2 • 190 • R/R • Junior
Plainfield, Ill.
Plainfield South HS

2021: Made one appearance out of the bullpen, striking out the only batter he faced to wrap up the victory in the frontend of the Feb. 27 doubleheader at Arkansas State...Was named to the Athletic Director's Honor Roll for the fall semester.

2020: Took the mound for three relief appearances as part of the shortened season...Fanned a pair of batters over three innings of work...Doubled his previous career-high in innings pitched when he tossed two frames against Ohio Valley Conference rival Southeast Missouri on March 6...Was responsible for a scoreless appearance at Mercer on Feb. 29...Also came out of the bullpen in the season finale at Central Arkansas on March 10...Was named to the Athletic Director's Honor Roll for the spring semester.

2019: Made three appearances in his first year of collegiate baseball...Allowed just one earned run as he fanned four batters in 2.1 innings out of the bullpen...Tossed on complete frame at Alabama A&M (March 12) when he struck out a pair of batters and went another full inning against Belmont (March 15) as he rung up one...Recorded his out at Union (April 17) via the punch out.

BEFORE UTM: Was mentored under head coach Phil Bodine while at Plainfield South...Swung to the tune of a .329 batting average and collected 21 RBI's to go along with a 3-0 record and a 1.49 ERA in 2016...Tossed six shutout innings to propel the Cougars to the semifinals of the Summer State Baseball Tournament in 2016 and eventually being an integral part of the championship team.

PERSONAL: Born on Nov. 11, 1999...Son of Thomas and Pamela Ricko...Has one sister, Kiersten...Majoring in sports management.

RETURNER BIOS

WARREN

11



LEE

LHP • 6-3 • 205 • R/L • R-Sophomore
Mount Juliet, Tenn.
Mount Juliet HS

2021: Made one appearance, facing three batters out of the bullpen in the frontend of the Feb. 27 doubleheader at Arkansas State...Was named to the Athletic Director's Honor Roll for both the fall and spring semesters...Was named to the OVC Commissioner's Honor Roll.

2020: Made one relief appearance as a true freshman during the shortened season...Made his collegiate debut out of the bullpen in the March 10 season finale at Central Arkansas, inducing a pair of groundouts over 0.2 innings of work...Was named to the Athletic Director's Honor Roll for both the fall and spring semesters...Was named to the OVC Commissioner's Honor Roll.

BEFORE UTM: Played alongside current Skyhawk teammate Thomas Fullerton at Mount Juliet High School...Under head coach Mark Purvis, Lee helped aid the Bears to a 22-11 record during the 2019 season after an impressive 29-5 mark during his junior campaign...Was part of the Mount Juliet squad who captured District 9-AAA championship in 2018.

PERSONAL: Born on Jan. 20, 2001...Son of Wayne and Janet Lee...Has two siblings, Carter and Connor...Majoring in chemistry.



RETURNER BIOS

ALEC

12



BEAMAN

IF • 5-10 • 190 • R/R • Sophomore
Franklin, Tenn.
Centennial HS

2021: Made an immediate contribution as a true freshman, playing 11 contests while making eight starts (all in the final 10 games of the season)...Started five games at second base and three at shortstop, hitting .280 with a remarkable .471 on-base percentage over 36 plate appearances...Had four RBI's, six runs scored, a triple, a stolen base and a pair of sacrifice hits...Best game of the season came in the backend of the May 15 doubleheader against Tennessee Tech, collecting career-highs of two hits, two RBI's and two runs scored while also drawing a walk...Also had a pair of hits, two runs scored and a walk in UT Martin's victory over No. 11 Ole Miss on May 18...Scored a pair of runs in the season finale victory at Southeast Missouri on May 21...Drew a walk in eight of his 11 games...Was named to the Athletic Director's Honor Roll for both the fall and spring semesters...Was named to the OVC Commissioner's Honor Roll.

BEFORE UTM: Posted a remarkable junior season where he played shortstop and pitched under head coach Rob Baughman at Centennial High School...Was voted to the All-District 11-AAA second team squad by the district's head coaches...Went 3-for-4 with four RBI's in a district victory over crosstown rival Franklin on April 9...Was named to the Tennessee Baseball Report Super Sophomore Team in 2018 after hitting .320 with 15 RBI's, 12 runs scored and six stolen bases in seven attempts...Helped lead Gametime Elite to the championship round of the Kentucky Limited Series in July 2019...Was a 2020 Perfect Game Preseason All-American honorable mention for the Southeast Region...Was one of only 61 Tennessee Baseball Report "Top Players" for the Class of 2020...Nabbed all-tournament honors at the 2019 WWBA 2021 Grads or 16U National Championship, 2019 16U Perfect Game-East Cobb Invitational, 2018 PG Super25 15U Georgia Super Qualifier and 2017 14U WWBA Memorial Day at LakePoint events.

PERSONAL: Born on June 11, 2002...Son of Brian and Denise Beaman...Has two siblings, Andrew and Aaron...Majoring in mechanical engineering.

13

RETURNER BIOS

CAMERON

20



BRADY

C • 5-10 • 185 • R/R • Sophomore
Paris, Ky.
Bourbon County HS

2021: Appeared three times at catcher during a four-game span from March 27-30 before suffering a season-ending injury...Posted a .500 on-base percentage in six plate appearances...Roped a double for his first career hit and threw out a would-be basestealer at Belmont on March 30...Drew a walk at Grambling State on March 27 and again in the backend of the doubleheader at Grambling State on March 28...Was named to the Athletic Director's Honor Roll for the spring semester...Was named to the OVC Commissioner's Honor Roll.

BEFORE UTM: Emerged as one of the top pitch callers in the Bluegrass State under head coach Nelson Faris at Bourbon County High School...Named the fourth-best Class of 2020 catching prospect in the state of Kentucky by Perfect Game...Was part of a Colonel squad that posted a 20-14 record in 2019...Helped guide the Colonels to an 18-8 record as a sophomore...Earned 2020 Perfect Game Preseason All-American honorable mention accolades for the Central Region...Was named to the all-tournament team at the 2019 PGBA 17U/18U Battle in the Bluegrass event.

PERSONAL: Born on June 27, 2001...Son of Sean and Amy Brady...Has one sibling, Connor...Majoring in wildlife biology.

RETURNER BIOS

CARSON

6



DEER

C • 6-2 • 210 • L/R • Sophomore
Loveland, Ohio
Loveland HS

2021: Appeared in one game as a true freshman...Entered the frontend of the Feb. 27 doubleheader at Arkansas State as a pinch hitter and caught the final two innings...Drew a walk and scored a run while also recording two putouts defensively in that contest.

BEFORE UTM: Was a top prospect at Loveland High School under head coach Steve Plitt...Spotlighted by Perfect Game as the fourth-best catching prospect in his class in the state of Ohio...Received 2020 Prep Baseball Report Ohio Division I Preseason second team all-state honors...Nabbed All-Eastern Cincinnati Conference second team honors after excelling on both ends during his junior campaign...Hit .303 with a .478 on-base clip while posting a .994 fielding percentage (158 putouts, 12 assists)...Dialed up 17 RBI's and 17 runs scored in 25 games played in 2019...Hit an even .400 as a sophomore...Was named a 2020 Perfect Game Preseason All-American honorable mention for the Central Region...Captured Preseason Underclassmen All-American honorable mention accolades by Perfect Game in both 2018 and 2019...Additionally earned all-tournament honors at the 2020 PG 18U World Series, helping his Knights Baseball 18U Platinum squad to the WWBA championship.

PERSONAL: Born on Feb. 10, 2002...Son of Clark and Kelley Deer...Has one sibling, Megan...Majoring in economics.

RETURNER BIOS

BENNY

24



DETRUDE

OF • 6-1 • 155 • L/L • Sophomore
Brentwood, Tenn.
Father Ryan HS

2021: Saw playing time in 22 games, including seven starts (five in centerfield, two in left field)...Tallied four runs, one RBI and a stolen base while drawing nine walks in 40 plate appearances...Scored a run in three of his first four collegiate games...Drove in a run in the frontend of the Feb. 27 doubleheader at Arkansas State...Drew a pair of walks at Southern Illinois (March 6) and in the backend of the doubleheader against Belmont (March 12)...Sported a perfect 1.000 fielding percentage with one assist in 24 chances.

BEFORE UTM: Was an integral part of the successful Father Ryan High School program under head coach Michael Mascari...Helped the Irish to a 19-14 overall record in 2019 – earning a No. 4 ranking in the Division II Class AA state poll...Earned 2020 Perfect Game Preseason All-American honorable mention accolades for the Southeast Region...Was one of only 61 Tennessee Baseball Report “Top Players” for the Class of 2020...Tallied all-tournament accolades at both the 2019 16U National Championship and the 2018 Perfect Game Super25 15U Georgia Super Qualifier.

PERSONAL: Born on June 2, 2002...Son of James and Courtney DeTrude...Has two siblings, Hannah and Tyler...Majoring in criminal justice.

RETURNER BIOS

WIL

13



LAFOLLETTE

OF/1B • 5-10 • 215 • L/L • Sophomore
Chelsea, Ala.
Heritage Christian Academy

2021: Was an intimidating presence in the middle of the Skyhawk lineup, garnering Ohio Valley Conference All-Freshman accolades after playing in 42 games (41 starts)...Started 40 games in right field and once at designated hitter...Ranked third in the OVC in home runs per game (0.36) in league play while his 12 overall home runs ranked eighth in the conference...His 12 round trippers topped all OVC freshmen and were the seventh-highest total (most by a freshman) in UT Martin single-season history...In addition to home runs, he also led the team with a .535 slugging percentage...Hit .255 with six doubles, a triple, 28 RBI's, 25 runs scored and a pair of stolen bases...Upped his slugging percentage to .573 against OVC pitching, slamming eight homers in just 82 at-bats...Boasted 10 multi-hit games and eight multi-RBI performances...Best game of the season came on April 10 at SIUE, collecting a season-high three hits, season-best three RBI's and a career-high three runs scored...Also equaled a season-high with three RBI's in the frontend of the March 20 doubleheader at Eastern Kentucky and in the frontend of the April 17 doubleheader against Austin Peay...Pieced together an 11-game hitting streak from March 30 through April 17, hitting .360 (18-of-50) during that stretch – including five consecutive multi-hit games from April 6 through April 10...Five of his homers occurred during an eight-game span from April 9 through April 22... Provided one of the most memorable moments of the season, launching a walk-off homer in the bottom of the ninth inning against Tennessee Tech on May 14 in his final at-bat of the season...Paced the squad with a .354 batting average (17-for-48) with two outs and 16 two-out RBI's...Also boasted a perfect 1.000 fielding percentage with one assist in 87 chances...Was named to the Athletic Director's Honor Roll for both the fall and spring semesters...Was named to the OVC Commissioner's Honor Roll.

2020: Capped off a remarkable debut season by being named to the Collegiate Baseball Freshman All-American squad...Appeared in all 16 games, earning 13 starts (eight in right field, five at first base) as a true freshman during the shortened season...Ranked second on the squad with 13 RBI's, hitting .283 with three home runs, two doubles, a triple, 10 runs scored and a .500 slugging percentage... Collected a team-high six RBI's in the three-game OVC series against Southeast Missouri...Pieced together five multi-hit performances and boasted three multiple RBI games, including five RBI's in the win over OVC foe Southeast Missouri on March 8 (the most RBI's by any Skyhawk in 2020)...Also piled up four hits (a triple shy of hitting for the cycle) in the previously mentioned March 8 contest against Southeast Missouri, including the game-winning two-out, two-run single in the bottom of the ninth inning for UT Martin's first OVC walk-off victory since May 6, 2018...Was named to the Athletic Director's Honor Roll for both the fall and spring semesters...Was named to the OVC Commissioner's Honor Roll.

BEFORE UTM: Was one of the best pure hitters in the state of Alabama, accumulating a remarkable .562 combined batting average over 49 games in his final two seasons under head coach Adam Russell at Heritage Christian Academy...Tallied 77 hits in 137 at-bats as an upperclassman, generating 22 doubles, six triples and 11 home runs in addition to a .635 on-base percentage and 1.051 slugging percentage...Also added 61 runs scored, 66 RBI's and 18 stolen bases in his junior and senior years, hitting .569 as a senior and .556 as a junior...Only struck out 16 times over his last two seasons...Identified as the No. 5 first base prospect in the state of Alabama in his class by Perfect Game...Was a 2019 Perfect Game Preseason All-American honorable mention in the Southeast Region...Compiled all-tournament accolades at the 16U National Championship (2017) and Perfect Game Spring Southeastern Championship (2015).

PERSONAL: Born on May 2, 2001...Son of Grant and Christy LaFollette...Has one sibling, Mason...Majoring in sports management.

RETURNER BIOS

ELI

31



MARTIN

*RHP • 5-10 • 190 • R/R • Sophomore
Carthage, Tenn.
Smith County HS*

2021: Made four relief appearances (all in the month of March), tossing 3.1 innings...Accounted for scoreless outings in his collegiate debut with 1.1 no-hit frames (with a pair of strikeouts) at North Alabama on March 9 as well as one inning in the frontend of the March 12 doubleheader against Belmont...Additionally tossed 0.2 innings against Belmont on March 11 and 0.1 innings at Belmont on March 30.

BEFORE UTM: Was responsible for an impressive prep career at Smith County High School, where he has played for head coach Lynus Martin...Was named a Tennessee Baseball Report Super Sophomore in 2018 after notching five wins, a save, a 2.42 ERA and 85 strikeouts over 78 innings of work...His 78 innings were the second-most in the TSSAA ranks while he limited opponents to a .244 batting average and sported a 2.2 strikeout-to-walk ratio as a sophomore...Fanned 11 batters in a game against Greeneville on Day 1 of the 2018 Spring Sport Championships in Murfreesboro...Also hit .425 with nine doubles, 37 RBI's, 31 runs scored and eight stolen bases while playing around the infield in 2018...Accounted for a 6-2 record, a 3.25 ERA and 52 punchouts in 51.2 innings of work in 2017, earning All-District 8AA Freshman of the Year honors...Earned 2020 Perfect Game Preseason All-American honorable mention accolades for the Southeast Region...Was one of only 61 Tennessee Baseball Report "Top Players" for the Class of 2020...Earned all-tournament status at the 13U Super 25 and the Perfect Game 13U Invitational in 2015.

PERSONAL: Born on Sept. 14, 2001...Son of Jason and Kelli Martin...Has two siblings, Ty and Riley...Majoring in agricultural business.

RETURNER BIOS

TUCKER

14



REED

RHP • 6-2 • 185 • R/R • Sophomore
Athens, Ala.
Athens HS

2021: Made nine appearances as a true freshman, including a start at Arkansas-Pine Bluff on April 27...Posted a 6.28 ERA over 14.1 innings of work...Was responsible for three scoreless outings, including a career-high four innings (with a career-best three strikeouts) in his collegiate debut at Belmont on March 30...Went more than one inning on six different occasions...Tossed two no-hit innings in his aforementioned April 27 start at Arkansas-Pine Bluff...Boasted a 2.25 ERA over 12 innings through his first six appearances...Held the opposition to a paltry .174 batting average (4-for-23) with runners aboard the basepaths and a miniscule .182 batting average (2-of-11) with two outs.

BEFORE UTM: Played for head coach Chuck Smith at Athens High School in 2020, where he helped the squad to a 13-5 record and the No. 4 spot in the Alabama Sports Writers Association Class 6A state rankings before the season was cancelled...Went 3-0 with a microscopic 1.21 ERA during his abbreviated senior campaign, fanning 38 batters with only six hits allowed in 17.1 innings of work...Also hit .431 with 11 RBI's and 19 runs scored during the 2020 season...Named to the 2020 AL.com All-Huntsville Baseball "Terrific 20" list...Was named a Prep Baseball Report AHSAA "Performer of the Week" for Feb. 13-22, going 2-0 with 25 strikeouts and only three hits allowed over 10.1 innings during that span...The PBR recognition included a 5-inning, 1-hit, 12-strikeout performance against North Jackson on Feb. 17...Previously prepped at Ardmore High School under head coach Andrew Smith, where he helped guide the Tigers to a 22-12 record in 2019...Captured All-Tennessee Valley honorable mention accolades as a junior...In addition to his pitching prowess, he was also a reliable hitter for Ardmore – collecting four hits and four RBI's in a win over West Limestone on March 21...Was named a 2020 Perfect Game Preseason All-American honorable mention for the Southeast Region...Helped his VBA 18U Black squad win the 2020 WWBA 2020 Grads or 18U National Championship.

PERSONAL: Born on April 23, 2002...Son of Troy and Tiffini Reed...Has one sibling, Cierra...Majoring in agriculture.

RETURNER BIOS

LAWSON

37



RUSSELL

LHP • 6-4 • 195 • R/L • Sophomore
Decatur, Ala.
Decatur HS

2021: Appeared in two games out of the bullpen (both coming against Ohio Valley Conference competition in May)...Tossed one inning in his collegiate debut at Murray State in the backend of the May 7 doubleheader...Also made an appearance in the backend of the May 15 doubleheader against Tennessee Tech.

BEFORE UTM: Displayed electric stuff under head coach John Frost at Decatur High School...Ranked by Perfect Game as the No. 7 Class of 2020 left-handed pitching prospect in the state of Alabama...Nabbed All-Tennessee Valley honorable mention honors in 2019...Twirled a no-hitter with 14 strikeouts over seven innings against Sparkman on April 12...Also reached double-digit strikeouts against Madison Academy on April 17 (11 punchouts over six frames) and against Lawrence County on Feb. 26 (all 10 outs over 3.1 innings of work were strikeouts)...Earned 2020 Perfect Game Preseason All-American honorable mention accolades for the Southeast Region...Was named a Perfect Game Preseason Underclassman All-American in 2019...Nabbed all-tournament honors while helping his VBA 18U Black squad win the 2020 Grads or 18U National Championship...Secured all-tournament accolades at the 2019 WBWA 17U National Championship and was spotlighted as a "Top Prospect" at the 2018 Southeast Prospect Showcase.

PERSONAL: Born on June 28, 2001...Son of Blair and Christy Russell...Has one sibling, Bentley...Majoring in marketing.

RETURNER BIOS

NATE

9



SELF

IF • 6-2 • 210 • R/R • Sophomore
Sikeston, Mo.
Sikeston HS

2021: Saw playing time in 14 contests, including five starts at third base (four of which came in the month of May)...Tallied one double while scoring six runs...Produced a pair of multi-hit outings, accomplishing that feat at Murray State on May 8 and at No. 11 Ole Miss on May 18...Tied a career-high with two runs scored in the aforementioned May 18 victory at No. 11 Ole Miss...Doubled and scored a run in the backend of the May 15 doubleheader against Tennessee Tech.

2020: Made five starts at third base while appearing in seven overall games as a true freshman during the abbreviated season...Started four of the first six contests of the season, reaching base safely in all but one game during that stretch...Scored a pair of runs and laced a double in his collegiate debut, scoring the go-ahead run in the ninth inning of the Feb. 14 season-opener against Saint Louis...Also had six assists in the aforementioned Feb. 14 game against Saint Louis, which were the most by a Skyhawk in any game in 2020.

BEFORE UTM: Manned the hot corner and was an imposing lineup presence for head coach Brett Kolons at Sikeston High School... Hit .442 (69-of-156) with 17 doubles, seven triples, 11 home runs, a .557 on-base percentage, an .852 slugging percentage and 24 stolen bases (in just 25 attempts), only striking out 24 times over his final two years at SHS...Ranked as the fifth-best third base prospect in the state of Missouri for his class by Perfect Game...Was named the SEMO Conference Co-Player of the Year and Class 4 all-state second team status after slashing a .456 batting average, a .585 on-base percentage and a .911 slugging percentage in 2019, helping the team post a 20-8 record...Chalked up Class 4 all-state second team accolades after setting team-highs in batting average (.432), hits (38), runs scored (36), doubles (9) and home runs (6) as a junior, chipping in 30 RBI's, an .806 slugging percentage and .533 on-base percentage... Also stood out on the mound, going 9-4 with a 2.92 ERA, 126 strikeouts and a paltry .177 opponent batting average over 23 appearances (15 starts) as an upperclassman...Twirled a complete game shutout with 12 strikeouts and only four hits allowed in the 2019 District 1 championship win over Notre Dame...Earned 2019 Perfect Game Preseason All-American honorable mention accolades for the Central Region.

PERSONAL: Born on March 17, 2001...Son of Brian and Dana Self...Has two siblings, Darby and Cameron...Majoring in health and human performance.

RETURNER BIOS

WILL

1



SMITH

IF/RHP • 6-3 • 180 • R/R • Sophomore
Prattville, Ala.
Prattville HS

2021: Claimed a starting role as a true freshman, playing in 39 overall games while making 38 starts at second base...Led the team in stolen bases (five) and assists (99) while ranking second on the squad with 29 runs scored...Hit .250 with six doubles, two triples, five home runs and 20 RBI's...Was responsible for nine multi-hit games and seven multi-RBI performances...Best game came on March 27 at Grambling State, reaching base safely four times (career-high three hits plus a walk) while setting career-highs with four runs scored and two RBI's...Also equaled a career-high with three hits at Southern Illinois on March 7...Scored multiple runs on seven different occasions...Had a season-long six-game hitting streak from March 20 through March 30, hitting .385 (10-for-26) during that span... Drew a career-best three walks twice (frontend of the Feb. 27 doubleheader at Arkansas State and at North Alabama on March 9)... Collected eight RBI's in 13 opportunities with a runner on third base and less than two outs.

BEFORE UTM: Was a dynamic two-way player under head coach Kevin Hall at Prattville High School, where he helped the Lions finish 33-10 and reach the Class 7A quarterfinals in 2019...Ranked as the No. 9 Class of 2020 third base prospect in the state of Alabama by Perfect Game...Was the 5A-7A All-Metro Player of the Year as a junior, also earning first team Class 7A all-state accolades (becoming just the 13th player in PHS history to nab all-state honors)...Primarily playing third base, he tallied a .519 on-base percentage with 33 runs scored and 24 RBI's over 37 games in 2019...Also drew 29 walks and was a perfect 17-for-17 in the stolen base department...On the mound, he went 6-1 with a 1.87 ERA over eight appearances as a junior, conceding a paltry .148 opponent batting average with 49 strikeouts against 17 walks...Was a two-time All-Metro selection for this storied prep career...Was named a 2020 Perfect Game Preseason All-American honorable mention for the Southeast Region...Brought home all-tournament honors at the 2019 18U Perfect Game-East Cobb Invitational, 2019 WWBA 2020 Grads or 17U National Championship and the 2018 WWBA Labor Day Classic at LakePoint.

PERSONAL: Born on Dec. 17, 2001...Son of Dennis and Angela Smith...Has three siblings, Katrina, Timothy and Natalie...Majoring in health and human performance.

RETURNER BIOS

GRAYDEN

45



STAUFFER

RHP • 6-5 • 190 • R/R • Sophomore
Oshawa, Ontario
Maxwell Heights Secondary School

2021: Made four appearances out of the bullpen...Racked up four strikeouts over 3.2 innings of work...Accounted for a pair of scoreless outings, including one inning in his collegiate debut at Samford on Feb. 21...Also registered a shutout appearance (0.1 innings) at North Alabama on March 9...Tossed a career-high two innings and fanned a career-best two batters on March 27 at Grambling State...Held the opposition to a miniscule .200 batting average (1-for-5) with two outs...Was named to the Athletic Director's Honor Roll for both the fall and spring semesters...Was named to the OVC Commissioner's Honor Roll.

BEFORE UTM: Prepped at Maxwell Heights Secondary School...Joined the prestigious Ontario Blue Jays (top amateur program in Canada) in 2018 and helped the team win the Canadian Premier Baseball League championship in 2019 under head coach Joe Ellison...Represented Team Canada in the six-team 2018 Junior Sunbelt Classic held in Oklahoma...Helped the Ontario Yankees 16U squad claim the Premier Baseball League of Ontario championship in 2017, capping off a 31-10 season with games played in Ontario and across the United States...Was named a 2020 Perfect Game Preseason All-American honorable mention for the Canada/Puerto Rico region...Made the all-tournament team at the 2019 WWBA 17U National Championship event.

PERSONAL: Born on Jan. 23, 2001...Son of Jeff and Julie Stauffer...Has two siblings, Jenna and Daria...Is the first Canadian-born Skyhawk baseball player since Eric Ranson (2011-12)...Majoring in criminal justice.

RETURNER BIOS

ERIC

29



STEENSMA

**RHP • 6-3 • 205 • R/R • Sophomore
Western Springs, Ill.
Lyons Township HS**

2021: Was one of the team's most reliable hurlers, making 18 appearances and six starts...Topped the team in fewest walks per nine innings (2.21, 10 in 40.2 innings)...Posted a 4.87 ERA with 40 strikeouts and 39 hits allowed, holding the opposition to a .245 batting average...Lowered his ERA to 4.24 in Ohio Valley Conference play...Allowed three earned runs or less in five of his six starts...Sported a 3.24 ERA in 12 relief appearances (spanning 16.2 innings), not conceding an earned run in nine of those outings...Went a career-high five innings in road starts against OVC foes Eastern Kentucky (March 21) and Southeast Missouri (May 20)...Registered multiple strikeouts in 10 appearances, including a career-best five whiffs in the backend of the March 12 doubleheader against Belmont as well as in the aforementioned starts at Eastern Kentucky (March 21) and at Southeast Missouri (May 20)...Earned the victory at No. 11 Ole Miss on May 18, needing only eight pitches to breeze through a perfect seventh inning...Held the opposition to a .222 batting average (20-for-90) with the bases empty...Was named to the Athletic Director's Honor Roll for both the fall and spring semesters...Was named to the OVC Commissioner's Honor Roll.

2020: Made four appearances (three starts) as a true freshman on the hill as part of the shortened season...Tossed 7.2 innings, fanning five batters while conceding just two extra-base hits (both doubles)...Earned a win in his collegiate debut, allowing just one earned run in two frames at Alabama A&M on Feb. 19...Established season-highs in innings pitched (four) and strikeouts (three) in his final game of the season against OVC rival Southeast Missouri on March 6...Allowed no more than three earned runs in each of his three starts...Also recorded a scoreless relief appearance against Evansville on March 4...Was named to the Athletic Director's Honor Roll for both the fall and spring semesters...Was named to the OVC Commissioner's Honor Roll.

BEFORE UTM: Emerged as a staff ace at Lyons Township High School under head coach Kevin Diete, combining to go 12-1 with 99 strikeouts against only 18 walks and a .174 opponent batting average over his last two seasons on the mound...Went 6-1 with a 2.15 ERA in 2019, whiffing 50 batters in 45.2 frames spread out over eight appearances as the Lions went 23-6 overall...Was responsible for a dominant junior campaign, going 6-0 with a 1.00 ERA and 49 strikeouts over 41.2 innings pitched in nine appearances, capturing West Suburban Silver All-Conference accolades...Helped LTHS tally a 25-8 overall record in 2018...Hailed as a 2019 Perfect Game Preseason All-American honorable mention for the Central Region and was also a Perfect Game Preseason Underclassman All-American honorable mention in 2018...Racked up the all-tournament hardware on the summer circuit, earning that title at the 2018 WWBA Kernels Foundation Championship, 2018 WWBA 17U National Championship, 2017 WWBA Underclass World Championship, 2017 16U National Championship and 2016 WWBA Underclass World Championship.

PERSONAL: Born on Dec. 26, 2000...Son of Kevin and Debra Steensma...Has two siblings, Katie and Jamie...Majoring in criminal justice.



RETURNER BIOS

BLAZE

25



BELL

IF • 6-2 • 215 • R/R • R-Freshman
Murfreesboro, Tenn.
Blackman HS

2021: Redshirted...Was named to the Athletic Director's Honor Roll for the fall semester.

BEFORE UTM: Tallied a standout junior campaign at Blackman High School under head coach Barry Vetter, helping the Blaze win the District 7-AAA championship on his way to all-district accolades...Served as the 3-hole hitter for one of the state's most lethal offenses, hitting .371 with 13 doubles, 36 RBI's, 31 runs scored and a perfect 8-for-8 clip in the stolen base department during the 2019 season...Went 2-for-3 and drove in three runs in the District 7-AAA title game victory over LaVergne...Was named a 2020 Perfect Game Preseason All-American honorable mention for the Southeast Region...Was one of only 61 Tennessee Baseball Report "Top Players" for the Class of 2020...Captured all-tournament accolades at both the 2019 WWBA 17U National Championship as well as the 2018 WWBA 16U National Championship, both held in Cartersville, Ga.

PERSONAL: Born on Feb. 24, 2002...Son of Benjamin and Alicia Bell...Has one sibling, Macey...Majoring in health and human performance.



RETURNER BIOS

DREW

46



BELL

RHP • 6-0 • 160 • R/R • R-Freshman
Martin, Tenn.
Westview HS

2021: Redshirted...Was named to the Athletic Director's Honor Roll for both the fall and spring semesters.

2020: Rehabbed an injury for a medical redshirt during the abbreviated season...Was named to the Athletic Director's Honor Roll for the fall semester.

BEFORE UTM: Prepped under head coach Danny Giles locally at Westview High School...Helped the Chargers tally a 20-11 record during his senior campaign, notching 2019 District 13AA Pitcher of the Year accolades...Earned a Preseason All-American honorable mention nod for the Southeast Region by Perfect Game going into his senior year...Earned a spot on the 2017 WWBA 16U National Championship all-tournament squad.

PERSONAL: Born on May 29, 2000...Son of Chris and Tracy Bell...Has one sibling, Tate...Father Chris is the director of football operations at UT Martin...Majoring health and human performance.



RETURNER BIOS

WESLEY

38



BOMAR

LHP • 6-1 • 195 • L/L • R-Freshman
Paris, Tenn.
Henry County HS

2021: Was granted a medical redshirt.

2020: Took the mound for one relief appearance as a true freshman during the shortened season...Finished the Central Arkansas game on March 10, needing just two pitches to induce a popup on the infield in the bottom of the eighth inning...Was named to the Athletic Director's Honor Roll for the spring semester.

BEFORE UTM: Excelled at nearby Henry County High School, playing for head coach Benji Bona...Earned All-District 10-AAA accolades during both his junior and senior campaigns...Helped guide the Patriots to a 20-9 record as a senior in 2019...Chalked up 2017 WWBA 16U National Championship all-tournament honors.

PERSONAL: Born on July 19, 2001...Son of Donald and Tracey Bomar...Has three siblings, Thomas, Tyler and Nolan...Majoring in engineering.

RETURNER BIOS

THOMAS

2



FULLERTON

OF • 5-10 • 195 • L/L • R-Freshman
Murfreesboro, Tenn.
Mount Juliet HS

2021: Redshirted...Was named to the Athletic Director's Honor Roll for both the fall and spring semesters.

2020: Played in seven games as a true freshman, earning two starts in centerfield as part of the shortened season...Reached base safely three times in his first career start against Ohio Valley Conference rival Southeast Missouri on March 8, going 2-for-4 with a walk and two runs scored...Also scored the game-winning run after entering the game as a pinch runner at No. 30 South Alabama on Feb. 21...Sported a perfect 1.000 fielding percentage in 12 chances...Was named to the Athletic Director's Honor Roll for both the fall and spring semesters...Was named to the OVC Commissioner's Honor Roll.

BEFORE UTM: Prepped alongside current Skyhawk teammate Warren Lee at Mount Juliet High School, playing for head coach Mark Purvis...Helped the Bears go 22-11 during his senior campaign after the squad earned a 29-5 overall mark in 2018...Garnered All-District 9-AAA, All-District 9-AAA tournament and all-county first team accolades as a junior, the same year the Bears won the District 9-AAA championship...Hailed as a 2019 Perfect Game Preseason All-American honorable mention for the Southeast Region.

PERSONAL: Born on Aug. 8, 2000...Son of Paul and Laurie Fullerton...Has one sibling, Rachel...Majoring in management and marketing.

RETURNER BIOS

BAYLOR

15



JONES

RHP • 6-0 • 210 • R/R • Freshman
Spring Hill, Tenn.
Grace Christian Academy

2021: Was granted a medical redshirt...Made a pair of relief outings during the season-opening series at Samford (Feb. 19-21) before suffering a season-ending injury...Posted a 3.86 ERA over 2.1 innings of work...Did not concede an earned run over a career-high 2.0 innings out of the bullpen in the Feb. 19 season opener...Was named to the Athletic Director's Honor Roll for both the fall and spring semesters...Was named to the OVC Commissioner's Honor Roll.

2020: Was a two-way player as a true freshman, appearing in two total games as part of the shortened season...Made the start at third base against Saint Louis on Feb. 16...Also made one relief appearance on the mound, whiffing three batters over 1.2 innings against Ohio Valley Conference rival Southeast Missouri on March 7...Was named to the Athletic Director's Honor Roll for both the fall and spring semesters...Was named to the OVC Commissioner's Honor Roll.

BEFORE UTM: Was a versatile infield option at Grace Christian Academy under head coach Brad Myers, playing alongside fellow Skyhawk freshman Austin Kasick...Paced the Lions to the Class A state semifinals after a 38-4 record in 2019, helping lead GCA to its first-ever state tournament appearance...Collected a .331 batting average in 31 games in 2019, smashing 11 doubles and 10 homers to go along with 36 RBI's and 28 runs scored in 89 at-bats (31 games)...Hit .404 with 12 doubles, three triples and eight home runs in only 104 at-bats as a junior, driving in 45 RBI's and scoring 37 runs in just 32 games...Was a 2019 Perfect Game Preseason All-American honorable mention in the Southeast Region...Also earned 2018 Perfect Game Preseason Underclassmen All-American honorable mention accolades...Dialed up all-tournament honors at the 2019 WWBA 18U National Championship, 2017 WWBA 16U National Championship Qualifier and 2017 WWBA 16U National Championship.

PERSONAL: Born on Aug. 13, 2000...Son of Brent and Ashley Jones...Has four siblings, Callan, Silas, Eliza and Cruz...Majoring in management.

29

RETURNER BIOS

CHANCE

16



MERITHEW

C • 6-2 • 195 • R/R • R-Freshman
Goodlettsville, Tenn.
Greenbrier HS

2021: Redshirted...Was named to the Athletic Director's Honor Roll for both the fall and spring semesters.

2020: Was a member of the active roster but did not appear in any games during the abbreviated season...Was named to the Athletic Director's Honor Roll for both the fall and spring semesters...Was named to the OVC Commissioner's Honor Roll.

BEFORE UTM: Was a standout backstop at Greenbrier High School, playing for head coaches Tommy Williamson and Justin Alberson... Helped GHS reach the Region 5-AA title game as a senior after the Bobcats won the District 9-AA championship in 2018...Hit .354 as a junior, accounting for 19 RBI's, 17 runs scored and a .514 on-base percentage to earn first team all-county honors as the Bobcats went 22-6 overall...Chalked up all-area accolades as a sophomore after GHS compiled a 25-4 record and won its District 9-AAA regular season title to go along with district and regional tournament championships...Nabbed Preseason All-American honorable mention accolades for the Southeast Region in 2019 by Perfect Game and was also a 2018 Perfect Game Preseason Underclassmen All-American honorable mention...Named to the all-tournament squad at the 16U Georgia Super Qualifier in 2017.

PERSONAL: Born on Oct. 24, 2000...Son of Luke and Keyne Merithew...Has two siblings, Tristen and Kimber...Majoring in agricultural business.



RETURNER BIOS

ADDISON

40



PARKER

RHP • 6-2 • 195 • R/R • R-Freshman
Hartselle, Ala.
Hartselle HS

2021: Redshirted.

BEFORE UTM: Was a dominant arm for head coach William Booth at the prestigious Hartselle High School program...Helped HHS move into the top-five of the Alabama 6A rankings through the first two weeks of the 2020 campaign before the remainder of the season was cancelled...Earned 2020 Perfect Game Preseason All-American honorable mention accolades for the Southeast Region...Was named to the 2019 Perfect Game Preseason Underclassmen All-American team...Garnered a spot on the all-tournament team at the 2019 WWBA 17U National Championship event.

PERSONAL: Born on May 29, 2001...Son of Shannon and Mariann Parker...Has one sibling, Austin...Majoring in agricultural business.

NEWCOMER BIOS

MATT

27



DICKEY

RHP • 6-2 • 205 • R/R • Junior
Tallahassee, Fla.
Chattahoochee Valley CC

BEFORE UTM: Was an electric arm for two seasons at Chattahoochee Valley Community College, playing for head coach Hunter Vick...Was also coached by current Skyhawk assistant Bill White while playing with current UT Martin teammates Rhett Fetner, Reid Halfacre and Hunter McLean at CVCC...Was a member of the Pirate pitching staff that topped the junior college ranks in ERA (2.63) and ranked second in the country with 11 shutouts...Helped CVCC post a 43-12 overall record with a 26-6 mark against conference foes in 2021, earning the ACCC regular season championship...Sported an incredible 14.10 strikeouts-per-nine-innings ratio (35 punchouts in 22.1 innings of work) in 13 total appearances...Went 1-0 with a 4.82 ERA in eight appearances (one start) in 2021, registering 16 strikeouts in 9.1 frames while holding the opposition to a .231 batting average...Was responsible for six multi-strikeout performances, including six whiffs in two innings against Chipola College on March 30...Posted a 1-0 record with a 2.08 ERA in five appearances during the abbreviated 2020 campaign, allowing only five hits with a whopping 19 strikeouts in 13 innings...Struck out at least four batters in four separate appearances, including a season-best six punchouts with zero earned runs allowed in a season-high four innings at East Georgia on Feb. 28...Spent the 2019 season at the prestigious Chipola College program under head coach Jeff Johnson, playing alongside current Skyhawk teammate Jacob Smith...Helped the Indians capture the 2019 Florida College System Activities Association state championship after going 38-20 overall with an 18-6 mark in the Panhandle Conference...Was 1-0 with a 2.45 ERA in 10 relief appearances, striking out 21 batters while conceding just 10 hits in 14.2 innings (team-best .175 opponent batting average)...Accounted for seven multi-strikeout games, including a season-high four punchouts in two scoreless frames to earn the mound victory at Pensacola State on March 16...Prepped at North Florida Christian High School, where he was a standout two-way player under legendary head coach Mike Posey...Helped the Eagles go 25-4 during his senior campaign, hitting .452 (33-for-73) with 10 doubles, three triples, three home runs, 30 RBI's, 28 runs scored, a .794 slugging percentage and .588 on-base percentage at the plate to go along with a 2-0 record, 2.43 ERA, one save, 42 strikeouts and 13 hits allowed over 23 innings (.151 opponent batting average) in 15 appearances on the hill...Ranked by Perfect Game as the 15th best right-handed pitching prospect in the talent-rich state of Florida in his class...Was a 2018 Preseason All-American after claiming a spot on the Preseason Underclassmen All-American squads in both 2016-17 by Perfect Game.

PERSONAL: Born on May 22, 1999...Son of Harold and Joyce Dickey...Has three siblings, Robert, Stephanie, and Tessa...Majoring in interdisciplinary studies.

REID

8



HALFACRE

OF • 5-9 • 165 • L/R • Junior
Cantonment, Fla.
Chattahoochee Valley CC

BEFORE UTM: Played the 2021 campaign at Chattahoochee Valley under head coach Hunter Vick...Was also coached by current UT Martin assistant Bill White while playing with current Skyhawk teammates Matt Dickey, Rhett Fetner and Hunter McLean at CVCC...Was part of a Pirates squad that posted a 43-12 overall record and a 26-6 mark in Alabama Community College Conference play, nabbing the league's regular season championship...Started in 44 of his 47 games played in 2021, hitting .341 with 11 doubles, three triples, 29 RBI's, 41 runs scored, a pair of stolen bases, a .437 on-base percentage and .441 slugging percentage...Struck out only 19 times in 170 at-bats...Recorded 16 multi-hit performances, putting together a 12-game hitting streak from March 20 through April 11...Best game came during the season finale at Southern Union State on May 10, when he went 4-for-4 with four runs scored and two RBI's...Played his first two collegiate seasons at Gulf Coast State College for head coach Mike Kandler...Helped the Commodores to 44 victories over a season-and-a-half, including an 18-7 mark during the abbreviated 2020 campaign...Started in 67 of his 69 games in a GCSC uniform, combining for 51 runs scored, 54 hits, 10 doubles, two home runs, 32 RBI's and 14 stolen bases...Was responsible for six multi-hit games during the shortened 2020 season, driving in a season-best three runs at Faulkner on Jan. 26...Posted a .399 on-base percentage while starting all 46 of his games played in 2019...Collected eight multi-hit outings as a freshman, including a pair of three-hit performances (against Santa Fe College on Feb. 23 and against Chipola College on April 26)...Generated a 13-game hitting streak from Feb. 16 through March 14...Drove in four runs against Grand Rapids on March 6...Graduated from JM Tate Senior High School, playing under head coach Karl Jernigan...Was teammates with current Skyhawk Hunter McLean in high school...Earned Pensacola News Journal all-area accolades after hitting .333 with 32 runs scored and a 1.000 fielding percentage as a senior...Won Most Valuable Player honors at the Pensacola Sports All-Star Game...Was named a 2018 Preseason All-American and a 2017 Preseason Underclassmen All-American by Perfect Game...Was a dual-sport star, originally committing to South Alabama to play football before focusing on baseball.

PERSONAL: Born on Oct. 2, 1999...Son of Don and Chania Halfacre...Has two siblings, Hannah and Cole...Majoring in criminal justice.

NEWCOMER BIOS

JACOB

34



SMITH

LHP • 6-7 • 255 • L/L • Junior
Calera, Ala.
Wallace State CC

BEFORE UTM: Provides extensive junior college experience, playing the last two seasons at Wallace State Community College under legendary head coach Randy Putman following one year at Chipola College for head coach Jeff Johnson...Combined for 14 wins in 37 appearances (24 starts) and 132 strikeouts over 119.1 innings in his junior college career...Helped guide the Lions to a 28-21 record in 2021, leading the WSCC pitching staff in wins (six), appearances (16), games started (13), complete games (three), shutouts (one) and innings pitched (52) while recording 60 strikeouts...Whiffed at least five batters on seven separate occasions, including a season-best 10 strikeouts in only 4.2 innings against Wabash Valley on Feb. 14...Had a three-start stretch where he accounted for a 1.42 ERA over 19.2 innings of work (only 13 hits allowed)...Best start came on March 21 against Southern Union State, allowing only one run on three hits over seven frames...Went 4-0 during the shortened 2020 campaign, accumulating a 3.38 ERA in five appearances (three starts)...Threw a complete game and conceded just 21 hits over 29.1 innings...Began the season with 5.1 scoreless frames (only two hits, no walks allowed) against Motlow State on Feb. 1...Set season-highs in innings pitched (seven) and strikeouts (nine) at Calhoun on March 6...Went at least five innings in all five appearances...Played alongside current Skyhawk teammate Matt Dickey at Chipola in 2019...Helped the Chipola Indians win the Florida College System Activities Association state championship in 2019, posting a 38-20 overall record with an 18-6 mark in the Panhandle Conference...Posted four wins in 16 appearances (eight starts) as a true freshman, whiffing 50 batters with just 33 hits allowed over 38 innings...Best outing of the season came against Tallahassee on March 9, spinning 6.2 shutout innings with only one hit allowed and 13 strikeouts – coming just one out shy of a complete game...Struck out seven batters while conceding only one hit on two different occasions (four innings against Bishop State on Feb. 9 and three innings against Grand Rapids on March 2)...Was a highly touted prospect out of Calera High School, originally committing to Vanderbilt after he was ranked the No. 11 overall prospect (fourth-best left-handed pitcher) in the state of Alabama in his class by Perfect Game...Played for head coach Trey Simpson, firing a pair of no-hitters during his senior season, starting the season with an 8-0 record, 0.60 ERA and 91 strikeouts over 46 innings...Came one walk shy of a five-inning perfect game, reeling off 12 strikeouts during that performance...Ended the season as the Class 5A Pitcher of the Year and first team all-state awards as voted by the Alabama Sports Writers Association...Went 9-2 with a microscopic 0.69 ERA and 123 strikeouts in 70.2 innings as a junior, earning USA Today All-Alabama second team accolades and Class 5A first team all-state honors...Also hit .355 with 25 RBI's as a junior...Took part in the Alabama North vs. South All-Star Game...Was a 2018 Preseason All-American after tallying 2016-17 Preseason Underclassmen All-American honors from Perfect Game.

PERSONAL: Born on Dec. 29, 1999...Son of Melanie and Lee Smith...Has four siblings, Maggie, Riley, Erica, and Jasmine...Majoring in interdisciplinary studies.

GRANT

30



CRIFIELD

RHP • 6-2 • 205 • R/R • Sophomore
Halls, Tenn.
Jackson State CC

BEFORE UTM: Spent two seasons at nearby Jackson State Community College, playing under head coach Michael Winders...Made 16 total appearances on the mound for the Green Jays, starting eight times throughout the 2021 campaign...Rounded up 44.1 innings during his final year at JSCC, striking out 47 batters on a 2.89 ERA...All nine appearances, both as a starter and relief pitcher, included multi-strikeout efforts along with two complete games...Tossed nine batters while giving up only a pair of hits vs. Southwest, following up a six-strikeout, three-hit performance against Dyersburg State...Both aforementioned showings were completed by pitching all nine innings...Named 2021 TCCAA Scholar Athlete of the Year...Was called upon for six appearances (one start) during the shortened 2020 campaign, fanning three batters over six innings...Three of his six outings as a freshman were scoreless...Played at Halls High School under head coach Tyler Newman...Was responsible for a 4-1 district record while lettering for all four seasons, recording a 1.90 ERA, one shutout, 45 strikeouts (against only 12 walks) and 30 hits allowed over 40.1 innings of work during his senior year...Member of the All-Academic first team across all four seasons at HHS, awarded the District Pitcher of the Year as a senior.

PERSONAL: Born on Dec. 21, 2000...Son of Greg and Christy Crihfield...Has two siblings, Kennedy and Parrish...Majoring in agricultural engineering.

NEWCOMER BIOS

RHETT

5



FETNER

RHP • 6-3 • 210 • R/R • Sophomore
Roanoke, Ala.
Chattahoochee Valley CC

BEFORE UTM: Spent three seasons at Chattahoochee Valley Community College, where he played under head coach Hunter Vick...Was also coached by current Skyhawk assistant Bill White while playing with current UT Martin teammates Matt Dickey, Reid Halfacre and Hunter McLean at CVCC... Was one of just three pitchers on the Alabama Community College Conference All-South team in 2021 as he was an integral part of the Pirate pitching staff that led the country in ERA (2.63) and ranked second nationally with 11 shutouts...Helped CVCC post a 43-12 overall record with a 26-6 mark against conference foes in 2021, earning the ACCC regular season championship...Topped all NJCAA hurlers in complete games (seven) and shutouts (three) while also ranking in the top-three nationally in ERA (1.99, second), wins (10, third), strikeouts per game (10.66, third)...Allowed just 49 hits and 15 walks with 75 strikeouts over 63.1 innings of work in 13 appearances (11 starts), limiting opposing hitters to a .202 batting average...Did not concede more than three earned runs in any appearance in 2021, posting zero or one earned runs on nine different occasions...Fanned at least seven batters in five separate appearances, including a season-best 13 whiffs in seven frames at Enterprise State on April 2...Did not play during the shortened 2020 campaign after making three appearances (two starts) in 2019, helping the Pirates go 37-20 with a 24-10 ACCC record...Registered a 1-1 record with a 4.76 ERA and nine strikeouts in 5.2 innings as a freshman...Began his collegiate career at Auburn, where he was a member of head coach Butch Thompson's squad in 2018 but did not see action...Prepped at Handley High School for head coaches Tyler Hall and Larry Strain, garnering a top-30 rank for all players in the state of Alabama by Perfect Game...Earned a spot on the all-state second team twice during his career, where he was a standout two-way player...Did not post an ERA above 2.14 in his four seasons on the mound, going 26-9 with six saves, 291 strikeouts and just 53 walks in 239 career innings...Only conceded four earned runs in 68 frames during his senior campaign (0.98 ERA)...Hit .384 as a senior and .397 as a junior, combining for seven home runs and 51 RBI's in that span...Was named a Preseason second team All-American in 2017 and a Preseason Underclass All-American in 2016 by Perfect Game...Was also a two-time second team all-state honoree in football, winning 4A state championship MVP accolades as a senior.

PERSONAL: Born on Aug. 2, 1999...Son of Jeff Fetner and Amy Moody...Has two brothers, Tucker and Ty...Majoring in interdisciplinary studies.

HUNTER

10



MCLEAN

UTIL • 6-0 • 190 • R/R • Sophomore
Robertsdale, Ala.
Chattahoochee Valley CC

BEFORE UTM: Was part of the highly successful Chattahoochee Valley Community College 2021 squad under head coach Hunter Vick as the Pirates went 43-12 with a 26-6 record against Alabama Community College Conference foes, winning the league's regular season championship...Additionally played for current Skyhawk assistant Bill White and alongside current UT Martin teammates Matt Dickey, Rhett Fetner and Reid Halfacre at CVCC... Drew a start in 18 of his 19 games played in 2021, hitting .326 with eight doubles, two home runs, 17 RBI's, 14 runs scored and a pair of stolen bases... Generated a remarkable .630 slugging percentage and a .516 on-base percentage in 64 plate appearances...All four of his multi-hit performances came over his final seven games...Produced four multi-RBI outings, including a season-high four against Bishop State on April 18...Started his collegiate career at Meridian Community College, playing the shortened 2020 season under head coach Dillon Sudduth...Saw time in 13 games, slugging .667 with a .394 on-base percentage thanks to two doubles and three home runs in 33 plate appearances for the Eagles...Collected nine runs scored and eight RBI's...Compiled season-highs in RBI's (four) and runs scored (three) on March 8 against East Mississippi...Reached base safely four times (2-for-2 with two walks) with a homer, three RBI's and two runs scored against Copiah-Lincoln on Feb. 23...Played for head coach Karl Jernigan at JM Tate Senior High School, where he starred alongside current Skyhawk teammate Reid Halfacre...Hit a combined .389 (61-for-157) with 17 doubles, two triples, two homers, 37 RBI's and 37 runs scored in 52 games over his final two prep seasons, helping the program to 35 wins in that span...Took part in the 2019 Pensacola Sports All-Star Game...Was named a Preseason All-American in 2019 after garnering Preseason Underclass All-American honors in both 2017-18 by Perfect Game.

PERSONAL: Born on May 16, 2000...Son of Meir and Julie McLean...Has one sibling, Ty...Majoring in management.

34

NEWCOMER BIOS

CORY

18



FRANCIS

**LHP • 6-4 • 230 • L/L • Freshman
Summertown, Tenn.
Summertown HS**

BEFORE UTM: Prepped at Summertown High School, where he played for head coach Jason Burleson...Helped the Eagles to a 30-10 record and a Class A state tournament appearance in 2021...Went 5-3 with a 2.77 ERA as a senior, striking out 86 batters with just 39 hits allowed over 53 innings of work...Dialed up one shutout and held opponents to a .212 batting average in 2021...Highlighted as a Tennessee Baseball Report Super Freshman/Sophomore Team honoree after going 7-3 with a 3.04 ERA and 62 strikeouts in 2019, helping guide the Eagles to the TSSAA state tournament...Named a "Top Sleeper" pitching prospect by Prep Baseball Report and was also chosen as the 15th best left-handed pitching prospect in the state of Tennessee...Earned a Preseason All-American accolade for the 2021 season by Perfect Game.

PERSONAL: Born on Sept. 15, 2003...Son of Jason and Kris Francis...Has two siblings, Chase and Baylee...Majoring in agricultural business.

J. HENRY

32



HOBSON

**RHP • 6-5 • 190 • R/R • Freshman
Fort Myers, Fla.
Bishop Verot HS**

BEFORE UTM: Enjoyed a dominant prep career at Bishop Verot High School under head coach Casey Scott...Combined to boast 13 wins, a 1.83 ERA, 124 strikeouts (against just 14 walks) and a 1.02 WHIP over his final three high school seasons...Accounted for a 5-4 record, a 1.98 ERA, six complete games, three shutouts, 51 strikeouts and nine walks in 60 innings spread out over 10 appearances (all starts) as a senior...Went 2-1 with a 1.24 ERA in four appearances (all starts) during the abbreviated 2020 season, fanning 23 batters against only two walks in 22.2 innings of work...Posted a 6-4 record and a 1.81 ERA in 10 appearances (nine starts) as a sophomore, racking up 50 strikeouts while only issuing three walks in 50.1 frames...Nabbed 2021 Perfect Game Preseason All-American honors after earning Preseason Underclassmen All-American status in both 2019 and 2020.

PERSONAL: Born on June 10, 2003...Son of Karen and Joe Hobson...Has one sibling, Hallianne...Majoring in economics.

35

NEWCOMER BIOS

COLBY

19



HUTTO

RHP • 6-2 • 195 • R/R • Freshman
Trinity, Ala.
West Morgan HS

BEFORE UTM: Produced a great prep career at West Morgan High School under his father, head coach Matt Hutto...Ranked by Perfect Game as the sixth-best shortstop prospect in Alabama in his class...Hit .388 with 11 RBI's and 10 runs scored at the plate while adding a 2-0 record on the mound during the abbreviated 2020 campaign...Secured a spot on the 2019 All-Tennessee Valley squad...Named a Preseason All-American for the 2021 campaign by Perfect Game.

PERSONAL: Born on May 23, 2002...Son of Matt and Alesha Hutto...Has one younger brother Skyler, who is committed to play baseball at Alabama starting in 2023...Majoring in accounting.

TANNER

23



PARK

UTIL • 6-2 • 195 • R/R • Freshman
Gallatin, Tenn.
Gallatin HS

BEFORE UTM: Put together an incredible prep career under head coach Mark Wilson at Gallatin High School, becoming the Green Waves' first NCAA Division I baseball signee since 2008...Was named the Main Street Preps All-Summer County Player of the Year as a senior, batting .414 with 11 extra-base hits (five doubles, six triples, one home run) and a .480 on-base percentage at the plate while going 4-2 on the mound...Also captured District 9-AAA Most Valuable Player and Tennessean all-midstate accolades after collecting 29 RBI's, scoring 15 runs and going 13-for-14 in the stolen base department in 2021...Was one of only four sophomores to be named to the 2019 All-Two-Way Team by Tennessee Baseball Report after helping lead the Green Wave to a 21-13 record...Hit .326 with six doubles, 26 runs scored, 20 RBI's, a .440 on-base percentage and 15 stolen bases and was 6-1 with three saves, a 2.22 ERA, 58 strikeouts against 22 walks in 44 innings as a sophomore...At the plate, he pieced together a 15-game hitting streak and tossed 6.2 shutout innings to put GHS one win away from the Region 5 tournament in a 1-0 victory over city rival Station Camp on his way to 2019 All-Summer County accolades...Was highlighted as a 2021 Preseason All-American by Perfect Game.

PERSONAL: Born on May 27, 2003...Son of John and Carrie Park...Has one sibling, Tucker...Majoring in management.

NEWCOMER BIOS

BEN

26



SEVERANCE

**IF • 5-10 • 180 • L/R • Freshman
Brentwood, Tenn.
Ravenwood HS**

BEFORE UTM: Was a standout performer while playing under head coach Danny Borne at Ravenwood High School...Was spotlighted as one of only eight "Tennessee 2021 Middle Infielders on the Rise" by Prep Baseball Report and was also listed as the No. 2 second base prospect in the state...Started the shortened 2020 season on a tear, batting .727 (8-for-11) with three doubles, a triple and four RBI's through the first three games of his junior campaign...Hit a walk-off double in a district tournament elimination game as a sophomore...Secured Perfect Game Preseason All-American honors prior to the 2021 season.

PERSONAL: Born on Dec. 17, 2002...Son of Mike and Robin Severance...Has two brothers, Hagan and Wyatt...Older brother Hagan played collegiate baseball at Mississippi State, Dyersburg State and Belmont...Majoring in agricultural business.

SAM

55



STOWE

**1B/OF • 6-1 • 215 • L/L • Freshman
Hampstead, NC
Topsail HS**

BEFORE UTM: Was a standout performer under head coaches Terence Connelly and Nick Raynor at Topsail High School...Ended his prep career in style, launching a moonshot grand slam on Senior Day...Got his abbreviated junior season off to a big start as the left-handed hitter smoked a home run in his first at-bat of the year in the season-opening victory against Jacksonville on March 2...Made a name for himself on the Dynamic Baseball showcase tour while also excelling during the Gametime Prospects showcase events.

PERSONAL: Born on July 27, 2003...Son of Vicki and Edward Stowe...Has one sibling, Matthew...Majoring in accounting.

37

NEWCOMER BIOS

NEATH

17



WALTERS

RHP • 6-2 • 190 • R/R • Freshman
Cordele, Ga.
Crisp County HS

BEFORE UTM: Was a standout performer under head coaches David Lamberth and Mark Ledford at Crisp County High School, capturing All-Region 2-3A first team accolades as a senior...Tossed a shutout against in-state rival Peach County on April 13 of his senior campaign...Was responsible for a 2-1 record with a 0.91 ERA on the mound and a .345 batting average with seven RBI's during the 12-game abbreviated 2020 season...Helped the Cougars advance to the Class AAA state quarterfinals in 2019...Secured Preseason All-American accolades in 2021 after he was a two-time Preseason Underclassmen All-American in 2019-20 by Perfect Game.

PERSONAL: Born on March 5, 2003...Son of Brad and Shannon Walters...Has two siblings, Brittany and Sydne...Majoring in marketing.

ELLIS

22



YOHN

C/RHP • 5-10 • 215 • R/R • Freshman
Smiths Station, Ala.
Smiths Station HS

BEFORE UTM: Was a standout two-way performer under head coach Mike Ferry at Smiths Station High School...Spotlighted by Perfect Game as the second ranked catcher in Alabama in his class...Was named to the 2021 Opelika-Auburn News all-area squad...Homered twice in a March 13 victory over Spain Park...Was selected to the all-tournament team at the LaGrange High School Invitational in early March...Had several dominant pitching outings during his senior campaign, tossing six shutout innings on the way to a win against Harris County before allowing one hit over six scoreless frames in a win over Gordonsville...Hit five home runs as a sophomore, earning Opelika-Auburn News All-Area honorable mention accolades after helping the Panthers post a 23-9 record against some of the state's toughest 7A teams during the 2019 campaign...Was one of only three catchers to take part in the PBR Alabama Futures Game in 2019...Displayed a consistent pop time of 1.94 and a catcher velocity of 82 mph, both of which ranked amongst the best in the state...Named a 2021 Preseason All-American after he captured Underclassman All-American accolades in both 2019 and 2020 by Perfect Game.

PERSONAL: Born on May 20, 2003...Son of Jason and Kathy Yohn...Has one sibling, Emory...Majoring in management.



COACHING / SUPPORT STAFF





COACHING STAFF

RYAN



JENKINS

Head Coach • Fifth Season
Millbrook, Ala.
Auburn, 2014

Ryan Jenkins is in his fifth season as head coach of the University of Tennessee at Martin baseball program in 2022. He was named to the position on April 17, 2018 after serving as interim head coach for the previous four months.

Last season, the Skyhawks boasted three Ohio Valley Conference postseason honorees, which are tied for the second-most in program history. Winston Cannon became only the second starting pitcher in school history to be named All-OVC first team, David Hussey became just the second relief pitcher in program history to earn All-OVC second team status while Wil LaFollette captured OVC All-Freshman honors.

UT Martin knocked off a pair of nationally ranked opponents in 2021, defeating No. 22 Alabama by a 9-4 margin on Feb. 24 before downing No. 11 Ole Miss by a 9-7 score on May 18. The Skyhawks also narrowly fell to No. 1 Vanderbilt - the eventual NCAA runner-up - by a slim 5-4 margin on April 6. The victories marked the third and fourth wins over ranked squads in Jenkins' tenure.

As a team, the UT Martin pitching staff posted a 5.24 ERA in 2021 - which is the best mark in the school's NCAA Division I Era (since 1993). The Skyhawks boasted three OVC Pitchers of the Week in a single season for just the second time in school history (first since 2010) while Cannon was one of 13 Collegiate Baseball Newspaper National Players of the Week on May 24. The 2021 squad ranked in the top-five all-time in UT Martin history in home runs (58, second), pitching strikeouts (413, third), saves (eight, fourth) and fielding percentage (.963, fifth).

Although the 2020 season was shortened after just 16 games, plenty of history occurred for the Skyhawk baseball program. UT Martin knocked off No. 30 South Alabama on Feb. 21, junior closer Nick Wohlbold was named the Skyhawks' first ever NCBWA Preseason All-American and UT Martin was one of only 20 NCAA Division I schools to boast at least two Collegiate Baseball Freshman All-Americans (Christian Hall and Wil LaFollette). It marked the first time in school history that the Skyhawks landed multiple honorees on that prestigious squad.

In 2019, Jenkins oversaw arguably the program's best season as a Division I member. The Skyhawks tied for their most victories in their Division I Era and not only advanced to the OVC Championship tournament for just the fourth time in school history, but also won their opening round game - marking the second postseason win since joining the Division I ranks.

UT Martin shattered school records in OVC wins (12), games played (56), fielding percentage (.969), putouts (1,441), saves (17), innings pitched (480.1) and pitching strikeouts (431) in 2019. The Skyhawk offense crushed 48 home runs (third-most in school history) and also pitched to the school's lowest single-season ERA since 2006, leading the OVC with five shutouts.

Jenkins coached a pair of 2019 All-OVC second team selections in Jordan Stoner and Nick Wohlbold. Stoner became the first Skyhawk to ever take home back-to-back All-OVC accolades and just the second player in UT Martin history to win two All-OVC selections in a career. Wohlbold ranked 11th nationally with 13 saves and was just the third UT Martin pitcher to ever earn an All-OVC nod (first since 2010).

In his first year at UT Martin, Jenkins helped mold a trio of All-OVC honorees in Stoner (first team), Blake Davis (All-Newcomer) and Ethan Whitley (All-Newcomer). He led the squad to victories over No. 13 ranked Southern Miss and against Tennessee Tech (who finished ranked No. 11 nationally after winning 53 games and advancing to a NCAA Super Regional).

Whitley would also go on to be named a Collegiate Baseball Newspaper Freshman All-American in 2018. He was one of only nine first basemen in the nation to collect the prestigious award while he became just the fifth Skyhawk to collect Freshman All-American status.

Jenkins joined the UT Martin staff in July after spending the 2017 season at the College of Charleston, where he served as an assistant under head coach Matt Heath working with both hitters and pitchers. Jenkins coached five All-Colonial Athletic Association honorees and also tutored a Major League Baseball draft pick in 2017.

A Millbrook, Ala. native, Jenkins was a four-year letterman for the Auburn Tigers from 2006-10 as a catcher, playing under head coaches Tom Slater and John Pawlowski. Jenkins also learned under former Auburn assistants Link Jarrett, Chris Finwood, Jeff Duncan and Butch Thompson - who are all now Division-I head coaches. During his playing days at Auburn, Jenkins shared the diamond with four future MLB players - including 2015 American League Most Valuable Player Josh Donaldson.

Jenkins was named to the All-Southeastern Conference team in 2010 after hitting .365 with seven home runs and 34 RBI while making 48 starts behind the plate. He helped lead the Tigers to a 43-21 record as a senior, earning a spot on the NCAA Regional All-Tournament team.

A career .304 hitter over 138 collegiate games, Jenkins currently ranks eighth all-time in Auburn history in caught stealing by with 28 runners thrown out. He also excelled in the classroom, earning a spot on the 2009 All-SEC Academic team.

Jenkins was drafted by the Kansas City Royals in the 17th round of the 2010 MLB Draft and went on to play in the Royals' minor league system from 2010-12. He played in 118 games over a three-year span, throwing out 49 would-be base stealers.

In 2013, Jenkins returned to Auburn to complete his bachelor's degree in sociology while serving as a student assistant during the 2014 season and a strength and conditioning coach in 2015-16.





BILL



WHITE

**Assistant Coach • First Season
Alexander City, Ala.
Jacksonville State, 2014**

Bill White is in his first season as an assistant coach on the University of Tennessee at Martin baseball staff in 2022.

White comes to the Skyhawks from Chattahoochee Valley Community College in Phenix City, Ala. He spent four seasons as an assistant under head coaches Adam Thomas and Hunter Vick, helping the Pirates to a 138-56 overall record with an 81-23 mark (.779 winning percentage) in the Alabama Community College Conference. During White’s tenure, CVCC won a pair of ACCC regular season championships (2018, 2021), two ACCC tournament championships (2018, 2019) and advanced to the NJCAA World Series twice – claiming a pair of victories at the 2019 event. Overall, White coached two All-Americans and 13 All-ACCC selections at CVCC.

Working primarily with the Pirate pitchers, White presided over a staff that combined for a 3.35 ERA, 1.29 WHIP, a .228 opponent batting average, a 2.6:1 strikeout-to-walk ratio a 9.61 strikeouts-per-nine-innings average and 33 shutouts in his four years at CVCC. The 2021 CVCC hurlers ranked in the top-two nationally in ERA (2.63, first) and shutouts (11, second) while the 2018 Pirate squad ranked in the top-four in the country in shutouts (15, second) and ERA (2.65, fourth). He mentored 2021 ACCC Pitcher of the Year Jordan Armstrong (11-0, 1.65 ERA in 71 innings) and 2018 All-American Cole Ganopulos (10-0, 1.62 ERA in 89 innings).

Before his stint at CVCC, White spent the 2013 campaign working under head coach Wynn Fletcher at Central Alabama Community College in Alexander City, Ala. The Trojans captured the program’s first-ever national championship that season, finishing 43-14 after their victory over Palm Beach State in the NJCAA title game.

White spent nine seasons playing professionally, culminating with 17 MLB relief appearances with the Texas Rangers in 2007-08. He went 2-0 with three holds out of the Ranger bullpen as a rookie in 2007. He was selected in the MLB Draft on two separate occasions, being picked in the third round (99th overall) by the Arizona Diamondbacks in 2000 and in the 33rd round (992nd overall) by the Pittsburgh Pirates in 1997.

41



As a collegiate pitcher, White starred at Jacksonville State University (2000) and Meridian Community College (1998-99). The southpaw still holds the JSU Division I school record for most strikeouts in a game (16 against Samford on March 17, 2000) and in a season (136) – leading all of Division I baseball with a 16.0 strikeouts-per-nine-innings ratio. He fired the program’s first no-hitter of its Division I Era when he accomplished that feat against Alabama A&M on March 12, 2000. As a freshman, he helped MCC to a third-place finish at the 1998 NJCAA World Series.

Hailing from Alexander City, Ala., White graduated from Jacksonville State in 2014 with a degree in liberal studies. He is married to his wife Rachel and the couple has one son, Alex.

COACHING STAFF

PAT



COTTRELL

Assistant Coach • First Season
Chatom, Ala.
West Florida, 2011

Pat Cottrell is in his first season as an assistant coach on the University of Tennessee at Martin baseball staff in 2022.

Cottrell joins UT Martin out of Pensacola State College in Pensacola, Fla., where he was an assistant under Bryan Lewallyn from 2017-20. He coached eight All-Panhandle Conference honorees, four players who went on to play professionally and 26 student-athletes who moved on to the NCAA Division I ranks.

Prior to that, Cottrell was part of a record-setting run at the University of South Carolina Beaufort in Bluffton, SC. He was an assistant for two years under Lewallyn, helping the 2016 Sand Sharks to a national No. 8 ranking and a school-record 42 victories on their way to the first Sun Conference regular season championship in program history and national tournament appearance. USCB went 20-4 in league play in 2016, shattering the program record in eight single-season offensive categories while ranking in the top-25 in the NAIA in hits per game (10.7, 14th) and runs per game (7.8, 22nd). In Cottrell's first season with the Sand Sharks, he coached an offense that ranked in the top-20 nationally in hits per game (10.7, 10th) and runs per game (7.4, 17th).

Cottrell spent three years as an assistant at Alabama Southern Community College in Monroeville, Ala. During the 2014 campaign, the Eagles collected a 36-16-1 record with a 23-7 mark in conference play, hitting .325 as a team and ranking ninth in the country in stolen bases (141).

Cottrell started his coaching career assisting with the infielders at Pensacola State College and the University of West Florida, his alma mater. He was on the Argonauts staff in 2011 when UWF won the 2011 NCAA Division II national championship, breaking school records for wins (52), conference victories (17) and longest winning streak (22 games). That team earned the program's first No. 1 national ranking and ranked in the top-10 nationally in runs scored (449), ERA (2.71) and fielding percentage (.971).

After Cottrell was selected by the Tampa Bay Devil Rays in the 33rd round (975th overall) of the 2004 MLB Draft, he spent five seasons in the minor leagues. The right-handed slugger was an ABCA/Rawlings All-South Central Region and All-Gulf South Conference first team honoree as a senior at West Florida in 2004 – finishing his two-year career in the school's top-10 in doubles (35, third), slugging percentage (.512, fourth), triples (seven, fifth), batting average (.345, sixth), RBI's (71, eighth), total bases (196, eighth), hits (132, ninth) and runs scored (81, 10th). That followed an all-conference career at Jefferson Davis Community College in Brewton, Ala.

A Chatom, Ala. native, Cottrell graduated from West Florida in 2011 with a degree in physical education. He is married to his wife Jennifer and the couple has three children - Case, Brooks and Collins.





SUPPORT STAFF

RAWLINS



CLEVELAND

Volunteer Assistant • Fifth Season
Auburn, Ala.
Auburn, 2021

Rawlins Cleveland is in his first season as a volunteer assistant for the UT Martin baseball program in 2022.

An Auburn, Ala. native, Cleveland played baseball for two seasons (2018-19) at Tallahassee Community College under head coach Mike McLeod. During his two years as an Eagle, Cleveland helped the program to 65 combined victories, including a 37-win campaign in 2018. The switch-hitting catcher was a team captain who saw playing time in 30 career games, helping the TCC pitching staff post a combined 4.27 ERA and a 1.36 WHIP with 903 strikeouts over 850.1 innings of work (9.56 whiffs per nine innings) during his tenure.

Cleveland began his days as a collegiate student-athlete at Auburn, where he was a fullback on the 2017 football squad under head coach Gus Malzahn. That followed a two-sport standout career at Auburn High School, where he played under legendary head coach Matt Cimo in baseball and head coach Adam Winegarden in football.

Cleveland returned to Auburn to finish his undergraduate degree after completing his eligibility at TCC, earning a bachelor's degree in business administration in 2021.

DAWSON



MONCRIEF

Strength Coach • Second Season
Prattville, Ala.
UT Martin, 2020

Dawson Moncrief is in his second season as strength coach for the UT Martin baseball program in 2022.

Moncrief is familiar with the Skyhawk baseball program, as he played under head coach Ryan Jenkins during the 2019-20 seasons. The catcher transferred to UT Martin from Wallace Community College Selma in Alabama, where he appeared in 41 career games while playing for head coach Frank Elliot.

Hailing from Prattville, Ala., Moncrief was a four-time All-Metro selection at Autauga Academy, helping the squad to runner-up finishes in 2012, 2015 and 2016.

Moncrief earned his degree in health and human performance from UT Martin in 2020 and is currently pursuing his Master's degree in teaching.

43



SUPPORT STAFF

SKYLAR



RODEN

***Athletic Trainer • Third Season
Carlisle, Pa.
Shenandoah, 2016***

Skylar Roden joined the University of Tennessee at Martin Sports Medicine staff in January 2020. She works primarily with the Skyhawk baseball, men's basketball and cheerleading programs.

Roden comes to UT Martin from UNLV, where she was an athletic training intern for the Rebels football team during the 2019 season. In that role, she provided injury prevention, evaluation, education, treatment and rehabilitation of injured student-athletes. In addition, she assisted in the supervision of undergraduate athletic training students.

Prior to her time in Las Vegas, Roden completed her clinical rotations with the Bucknell University baseball and football squads as well as area sports teams at Potomac Fall High School, Centreville High School and Oakton High School.

Hailing from Carlisle, Pa., Roden is a proud member of the National Athletic Training Association. She graduated from Shenandoah with a degree in exercise science in 2016 and obtained her Master's degree in athletic training from Shenandoah in 2019. She happily married Brian Roden in July 2020.

BRANDON



BURKE

***Sports Information • First Season
Knoxville, Tenn.
Lincoln Memorial, 2019***

Brandon Burke joined the UT Martin athletic department serving as a sports information intern for the 2021-22 academic year. Beginning his duties in Martin as the primary communications contact for the Skyhawk baseball, soccer and tennis programs, Burke spent the previous six years as a student-turned-graduate assistant at NCAA Division II institution Lincoln Memorial University in Harrogate, Tenn.

Balancing technical direction and play-by-play commentating duties within the LMU athletic department since the summer of 2015, Burke joins the Skyhawks with four full seasons of work as a radio/television and public address announcer alongside two nationally-ranked programs (men's basketball and softball), as well as becoming the voice of Railsplitter lacrosse. After beginning his collegiate career in athletics performing for Sigmon Communications in Harrogate as a local news reporter and technical director during seven opposing live events, he transitioned into a graduate assistant role at Lincoln Memorial where he oversaw media relations for the women's soccer and softball teams.

During his tenure at Lincoln Memorial, Burke participated in multiple postseason tournaments as an administrator, namely serving as technical director for the NCAA DII Men's Basketball Southeast Regional in 2015, 2016, 2018, & 2021, play-by-play commentator for the Women's Basketball Regional in 2017, and PA announcer/statistician for the Softball Regional in 2019. Additionally, he performed baseline camera operation at the 2015 DII Men's Basketball Championship in Frisco, Texas.

While pursuing a bachelor's degree of arts on a media communications workload, Burke assisted in teaching a "Multi-Camera Operation" course at Lincoln Memorial during his senior year. He then achieved a Master's diploma in business administration from LMU in May 2021 paired with a concentration in sports management.

An original native of Knoxville, Tennessee, Burke graduated from Lee High School in Jonesville, Virginia in the summer of 2015 before seeking a career in collegiate athletics. He is a member of the College Sports Information Directors of America (CoSIDA).



2022 OUTLOOK



SEASON PREVIEW

Fifth-year University of Tennessee at Martin head baseball coach Ryan Jenkins oversees a 2022 Skyhawk roster that includes a plethora of experienced hitters and a promising crop of newcomers on the mound.

Fresh off a season where UT Martin socked 58 home runs (the second-most in school history) and pitched to a 5.24 staff ERA (the best in the school's 30-year Division I era), anticipation is high amongst the Skyhawk camp this spring.

"Our energy level has been really high," Jenkins said. "We're really excited about the group that we're returning and we have several guys – especially on the pitching side – that are new to UT Martin but they're very experienced in college baseball and have had a lot of success."

For a roster that only includes four seniors, all of those veterans are projected to be heavy contributors to the daily Skyhawk lineup. That group includes **Blake Davis** (170 career starts) at catcher, **Ethan Whitley** (162 career starts) at first base, **Casey Harford** (148 career starts) at shortstop and **Houston Wright** (35 career starts in a pair of abbreviated seasons) at designated hitter.

Davis ranks second in program history with 1,283 putouts (leading the Ohio Valley Conference in that category a season ago) while Whitley has smacked 30 home runs in a UT Martin uniform, ranking fourth all-time in that category. Harford's 111 career RBI's rank fifth all-time in school history while Wright has slugged .463 in his brief two-year Skyhawk career.

"Some of those seniors could have left and got jobs but they all came back and wanted to end their career here the right way," Jenkins said. "Their leadership was expected but I'd like to see that core group take hold of the team and run with it. We have a veteran offense returning and feel really good about the guys we have swinging the bat for us."

A pair of sophomores are additionally expected to help carry UT Martin offensively. **Wil LaFollette** thumped a dozen homers in an injury-shortened 2021 season – the most amongst OVC freshmen and tops for a freshman in school history – on his way to OVC All-Newcomer honors. Jenkins envisions the lefty slugger in the lineup at a multitude of positions, including right field, first base and designated hitter.

"The potential has always been there but last year, Wil showed us what kind of player he could be," Jenkins said. "He missed the fall but worked hard to get back from his injury – he's back healthy and taking his normal reps. We expect a big year out of him."

Will Smith returns to reclaim his starting job at second base. The Prattville, Ala. native was named to the Preseason All-OVC squad after ranking second on the Skyhawks with 29 runs scored in just 39 games last spring.

"Will's maturity levels have gotten a lot better," Jenkins said. "He's a very athletic guy that can do a lot of things – he can really run, throw, hit the ball and hit the ball out of the park. He did a good job as a freshman but I've seen him show even more improvement over the past year."

Redshirt junior utility man **Jack Culumovic** played well at the end of last season – leading the squad with a .308 batting average and .387 on-base percentage in OVC play. After starting at three different positions last spring, the left-handed hitter will look to settle in at

left field. Junior newcomer **Reid Halfacre** (.341 batting average with an .878 OPS in 47 games last year at Chattahoochee Valley Community College) has earned the starting gig in center field.

"Jack has been really consistent this fall and into the spring," Jenkins said. "He's just a solid player who has proven to be reliable in his career here. Reid has been great defensively and has good at-bats – he's a guy who I can see hitting leadoff or in the 9-hole for us this year."

The competition at third base has arguably been the most spirited of fall and spring practice. A trio of UT Martin right-handed hitters are vying for the starting job at the hot corner, a group that includes sophomore **Nate Self** (21 games played, 10 starts), **Blaze Bell** (redshirted last season) and newcomer **Hunter McLean** (.326 batting average, 1.146 OPS in 19 games at Chattahoochee Valley Community College in 2021).

"Third base has been a real battle," Jenkins said. "Every day, that depth chart kind of switches and flips around – it'll be a late decision on my part as to who starts there. You could see all three of those guys as middle-of-the-lineup type bats but we're going to put whoever is best defensively at that position."

Alec Beaman (.471 on-base percentage in eight starts over the final 10 games) returns as a middle infield option while speedster **Benny DeTrude** (seven starts) also return after solid freshmen campaigns in 2021.

Sophomore **Cameron Brady** and redshirt freshman **Chance Merithew** are a pair of returners who are slated to see playing time at catcher, joining returning sophomore **Carson Deer** and freshman newcomer **Ellis Yohn** at that position.

The freshman trio of **Tanner Park** (outfield), **Ben Severance** (second base) and **Sam Stowe** (first base/outfield) will also push for playing time as collegiate rookies this spring.

"Early on, you'll see pretty quickly what kind of offense we will have," Jenkins said. "I don't think we are particularly a fast team – we're going to rely on extra-base hits. There's some give-and-take with that, there may be a little bit more swing-and-miss than I like but you can live with that if



ALEC BEAMAN

SEASON PREVIEW



BAYLOR JONES

we're hitting home runs, which everybody in our lineup can do."

On the pitching side, the Skyhawks will feature a mixture of 13 returners and eight newcomers. Those hurlers will look to replicate the success of the 2021 squad, which dialed up 413 strikeouts (most in school history).

"We're tasked with trying to replace probably the best pitching staff that UT Martin has ever had," Jenkins said. "I think that we're better in aspects but we're a little inexperienced in others. Stuff-wise, the dynamics are pretty similar with this group, they just have to gain that experience by going out and performing."

Seven of the 10 Skyhawks who started at least one game on the hill in 2021 are no longer on the roster, including all three members of the season-ending OVC weekend starting rotation. **Eric Steensma** (4.87 ERA in 18 appearances) – UT Martin's top statistical returner from a year ago – suffered an offseason injury and will miss an extended period of time, leaving only **Seth Petry** (three starts) and **Tucker Reed** (one start) with starting experience from last spring.

A half-dozen hurlers have solidified themselves as starting options early on as Jenkins plans on an abundance of

mixing and matching to start the season. Competing for spots in the weekend rotation are two right-handers who were junior college teammates (**Rhett Fetner** and **Matt Dickey**) and a pair of southpaws (**Jacob Smith**, **Lawson Russell**).

At Chattahoochee Valley last spring, the hard-throwing Fetner led all junior college pitchers in complete games (seven) and shutouts (three) while also ranking in the top-three nationally in ERA (1.99), wins (10) and strikeouts per nine innings (10.66). His teammate Dickey also displayed an electric arm with a 14.1 strikeouts-per-nine-innings ratio over 22.1 frames. In three collegiate seasons, Dickey has sported a remarkable 75 strikeouts over 50 innings of work.

Smith, who was a highly decorated prep hurler out of Calera High School in Alabama, also brings extensive experience. The 6-7, 255-pounder notched 18 wins in 32 starts in three junior college seasons (2020-21 at Wallace State Community College, 2019 at Chipola College). After making a pair of appearances out of the Skyhawk bullpen in 2021 as a true freshman, Russell has quickly developed into a frontline starter following an impressive offseason.

Petry (14 career starts, 4-2 record in 2021) and freshman **Noah Walters** are viable options to start midweek contests with potential to move into the weekend rotation as the season rolls along.

"We're pretty solidified on Fridays and Saturdays while Sundays and midweeks are still kind of revolving doors," Jenkins said. "We're going to try and give everybody an opportunity to get out on the mound, not just starting but in all situations – especially before we get into conference play. I think you could really see just about anybody coming out of the bullpen in different roles."

Serving true to that theme, Jenkins expects Blake Davis and Will Smith to see time on the hill in 2022. Those position players have not made an official collegiate appearance on the mound but have shown they are more than capable of piling up outs during the fall and spring practice seasons.

"It may be a little unorthodox but Blake is going to close some games for us and we're going to throw Will into the bullpen

mix as well," Jenkins said. "Last year, we pitched the ball so well plus those guys were too valuable – we couldn't take those guys out of the lineup to get some innings. This year, we have a little more depth offensively where we feel comfortable giving those two opportunities on the mound."

Righty **Baylor Jones** also returns for his redshirt freshman campaign after an injury cut his 2021 season short after just three games. He is expected to vie for high-leverage spots as one of the team's top setup relievers.

Reed (nine), **Eli Martin** (four) and **Grayden Stauffer** (four) combined for 17 appearances as true freshmen last spring and all return as right-handed options out of the bullpen. Junior **Trey Ricko** (seven career appearances) and redshirt sophomore lefty **Warren Lee** (two career appearances) round out the UT Martin returners who have collegiate experience while redshirt freshmen right-handers **Addison Parker** and **Drew Bell** will make their Skyhawk debuts in 2022.

Sophomore righty **Grant Crihfield** joins UT Martin out of nearby Jackson State Community College and is joined in the bullpen by incoming freshmen **Cory Francis** (lefty), **J. Henry Hobson** (righty) and Yohn (righty).

A trio of Skyhawks (redshirt freshman outfielder **Thomas Fullerton**, redshirt freshman left-handed pitcher **Wesley Bomar** and freshman right-handed pitcher **Colby Hutto**) are currently injured and are expected to miss the entire season.

Fully loaded with a talent-rich roster, Jenkins hopes to use the nonconference season to gauge his squad before clicking on all cylinders by the time that OVC season starts on March 25-27.

"The biggest thing for us is to continue to get better as the season goes along," Jenkins said. "As we develop, some of our younger guys are going to see their work come to fruition. We're playing on the road a lot and as you do that, the team chemistry gets better. It's our job as a coaching staff to figure out how to put our guys in the best roles to make our team successful over these first five weekends so we can put our best product on the field when we start conference play."

OPPONENTS

MIAMI (OHIO) REDHAWKS



Location..... Oxford, Ohio
 Conference..... Mid-American
 Stadium..... Stanley G. McKie Field (600)
 Head Coach..... Danny Hayden
 Alma Mater..... Xavier, 2008
 Career Record (Years)..... 197-206 (8)
 School Record (Years)..... Same
 2021 Record (Conference)..... 25-31 (18-22)
 All-Time Series..... First Meeting
 Series Streak..... N/A
 UTM vs. MU in Martin (D-I Era)..... 0-0

Games 1-3
 Home
 Feb. 18-20

ALABAMA A&M BULLDOGS



Games 4/20
 Away/Home
 Feb. 22/March 22

Location..... Normal, Ala.
 Conference..... Southwestern Athletic
 Stadium (Capacity)..... Bulldog Field (500)
 Head Coach..... Elliott Jones
 Alma Mater..... Southern, 2012
 Career Record (Years)..... 9-20 (1)
 School Record (Years)..... Same
 2021 Record (Conference)..... 9-20 (9-13)
 All-Time Series..... UTM leads 7-0
 Series Streak..... UTM W7
 UTM vs. AAMU in Normal/Martin (D-I Era)..... 4-0/3-0

ALABAMA STATE HORNETS



Games 5-7
 Away
 Feb. 25-27

Location..... Montgomery, Ala.
 Conference..... Southwestern Athletic
 Stadium (Capacity)..... Wheeler-Watkins Baseball Complex (500)
 Head Coach..... Jose' Vazquez
 Alma Mater..... Bethune-Cookman, 2003
 Career Record (Years)..... 126-96 (5)
 School Record (Years)..... Same
 2021 Record (Conference)..... 23-19 (14-7)
 All-Time Series..... First Meeting
 Series Streak..... N/A
 UTM vs. ASU in Montgomery (D-I Era)..... 0-0

ALABAMA CRIMSON TIDE



Game 8
 Away
 March 1

Location..... Tuscaloosa, Ala.
 Conference..... Southeastern
 Stadium (Capacity)..... Sewell-Thomas Stadium (5,867)
 Head Coach..... Brad Bohannon
 Alma Mater..... Berry College, 1998
 Career Record (Years)..... 105-82 (4)
 School Record (Years)..... Same
 2021 Record (Conference)..... 32-26 (12-17)
 All-Time Series..... Tied 1-1
 Series Streak..... UTM W1
 UTM vs. UA in Tuscaloosa (D-I Era)..... 1-1

NORTH ALABAMA LIONS



Games 9-11
 Away
 March 4-6

Location..... Florence, Ala.
 Conference..... ASUN
 Stadium (Capacity)..... Mike D. Lane Field (750)
 Head Coach..... Mike Keehn
 Alma Mater..... Nebraska-Kearney, 1985
 Career Record (Years)..... 334-292-1 (13)
 School Record (Years)..... Same
 2021 Record (Conference)..... 7-40 (6-15)
 All-Time Series..... UNA leads 41-33-2
 Series Streak..... UTM W1
 UTM vs. UNA in Florence (D-I Era)..... 3-1

ILLINOIS STATE REDBIRDS



Game 12
 Home
 March 8

Location..... Normal, Ill.
 Conference..... Missouri Valley
 Stadium (Capacity)..... Duffy Bass Field (1,000)
 Head Coach..... Steve Holm
 Alma Mater..... Oral Roberts, 2001
 Career Record (Years)..... 66-69 (3)
 School Record (Years)..... Same
 2021 Record (Conference)..... 23-34 (12-15)
 All-Time Series..... ISU leads 1-0
 Series Streak..... ISU W1
 UTM vs. ISU in Martin (D-I Era)..... 0-1

CENTRAL ARKANSAS BEARS



Games 13-15
 Away
 March 11-13

Location..... Conway, Ark.
 Conference..... ASUN
 Stadium (Capacity)..... Bear Stadium (1,000)
 Head Coach..... Nick Harlan
 Alma Mater..... York College, 2004
 Career Record (Years)..... 322-171 (9)
 School Record (Years)..... 0-0 (1st)
 2021 Record (Conference)..... 23-28 (18-22)
 All-Time Series..... UCA leads 8-1
 Series Streak..... UCA W7
 UTM vs. UCA in Conway (D-I Era)..... 1-7

SOUTHERN ILLINOIS SALUKIS



Games 16/24
 Home/Away
 March 15/March 29

Location..... Carbondale, Ill.
 Conference..... Missouri Valley
 Stadium (Capacity)..... Richard "Itchy" Jones Stadium (2,000)
 Head Coach..... Lance Rhodes
 Alma Mater..... Southeast Missouri, 2010
 Career Record (Years)..... 52-26 (2)
 School Record (Years)..... Same
 2021 Record (Conference)..... 40-20 (15-13)
 All-Time Series..... SIU leads 27-10
 Series Streak..... SIU W3
 UTM vs. SIU in Martin/Carbondale (D-I Era)..... 6-10/4-17

WESTERN CAROLINA CATAMOUNTS



Games 17-19
 Away
 March 18-20

Location..... Cullowhee, NC
 Conference..... Southern
 Stadium (Capacity)..... Hennon Stadium (1,500)
 Head Coach..... Bobby Moranda
 Alma Mater..... Eastern Kentucky, 1986
 Career Record (Years)..... 380-361-2 (14)
 School Record (Years)..... Same
 2021 Record (Conference)..... 28-21 (14-11)
 All-Time Series..... First Meeting
 Series Streak..... N/A
 UTM vs. WCU in Cullowhee (D-I Era)..... 0-0

EASTERN ILLINOIS PANTHERS



Games 21-23
 Home
 March 25-27

Location..... Charleston, Ill.
 Conference..... Ohio Valley
 Stadium (Capacity)..... Coaches Stadium (500)
 Head Coach..... Jason Anderson
 Alma Mater..... Illinois, 2012
 Career Record (Years)..... 118-164 (6)
 School Record (Years)..... Same
 2021 Record (Conference)..... 25-23 (14-16)
 All-Time Series..... EIU leads 43-28
 Series Streak..... UTM W1
 UTM vs. EIU in Martin (D-I Era)..... 11-21

OPPONENTS

SIUE COUGARS



Games 25-27
Away
April 1-3

Location..... Edwardsville, Ill.
Conference..... Ohio Valley
Stadium (Capacity) Simmons Baseball Complex (1,000)
Head Coach Sean Lyons
Alma Mater..... Eastern Illinois, 2009
Career Record (Years) 88-132 (5)
School Record (Years) Same
2021 Record (Conference) 23-27 (13-17)
All-Time Series..... SIUE leads 22-17
Series Streak..... UTM W1
UTM vs. SIUE in Edwardsville (D-I Era)..... 6-15

MISSISSIPPI STATE BULLDOGS



Game 28
Away
April 5

Location..... Starkville, Miss.
Conference..... Southeastern
Stadium (Capacity) Polk-Dement Stadium (15,000)
Head Coach Chris Lemonis
Alma Mater..... The Citadel, 1992
Career Record (Years) 255-128-2 (7)
School Record (Years) 114-37 (3)
2021 Record (Conference) 50-18 (20-10)
All-Time Series..... MSU leads 9-0
Series Streak..... MSU W9
UTM vs. MSU in Starkville (D-I Era)..... 0-9

AUSTIN PEAY GOVERNORS



Games 29-31
Home
April 8-10

Location..... Clarksville, Tenn.
Conference..... Ohio Valley
Stadium (Capacity) Raymond C. Hand Park (777)
Head Coach Travis Janssen
Alma Mater..... Kansas State, 1996
Career Record (Years) 254-247 (10)
School Record (Years) 150-148 (6)
2021 Record (Conference) 23-33 (16-14)
All-Time Series..... APSU leads 94-35-2
Series Streak..... UTM W1
UTM vs. APSU in Martin (D-I Era)..... 20-41-1

UNION BULLDOGS



Game 32
Away
April 12

Location..... Jackson, Tenn.
Conference..... Gulf South (NCAA DII)
Stadium (Capacity) Fesmire Baseball Field (700)
Head Coach Jim Pitt
Alma Mater..... Waldorf College, 2011
Career Record (Years) 126-131 (6)
School Record (Years) 23-34 (2)
2021 Record (Conference) 15-21 (13-20)
All-Time Series..... UTM leads 32-26-2
Series Streak..... UTM W2
UTM vs. UU in Jackson (D-I Era)..... 4-4

MURRAY STATE RACERS



Games 33-35
Away
April 14-16

Location..... Murray, Ky.
Conference..... Ohio Valley
Stadium (Capacity) Johnny Reagan Field (800)
Head Coach Dan Skirka
Alma Mater..... Grand Valley State, 2007
Career Record (Years) 67-62 (3)
School Record (Years) Same
2021 Record (Conference) 33-25 (18-12)
All-Time Series..... MSU leads 78-35
Series Streak..... MSU W5
UTM vs. MSU in Murray (D-I Era)..... 16-44

CHRISTIAN BROTHERS BUCCANEERS



Game 36
Home
April 20

Location..... Memphis, Tenn.
Conference..... Gulf South (NCAA DII)
Stadium (Capacity) Nadicksbernd Field (500)
Head Coach Lee Parks
Alma Mater..... Mississippi State, 2002
Career Record (Years) 44-159 (5)
School Record (Years) Same
2021 Record (Conference) 5-33 (3-32)
All-Time Series..... UTM leads 23-6
Series Streak..... UTM W8
UTM vs. CBU in Martin (D-I Era)..... 8-0

49

TENNESSEE TECH GOLDEN EAGLES



Games 37-39
Home
April 22-24

Location..... Cookeville, Tenn.
Conference..... Ohio Valley
Stadium (Capacity) Bush Stadium (1,100)
Head Coach Matt Bragga
Alma Mater..... Kentucky, 1994
Career Record (Years) 497-468-3 (18)
School Record (Years) 446-392-2 (15)
2021 Record (Conference) 22-25 (15-15)
All-Time Series..... TTU leads 54-30
Series Streak..... TTU W1
UTM vs. TTU in Martin (D-I Era)..... 24-24

MIDDLE TENNESSEE BLUE RAIDERS



Game 40
Away
April 26

Location..... Murfreesboro, Tenn.
Conference..... Conference USA
Stadium (Capacity) Reese Smith Jr. Field (2,600)
Head Coach Jim Toman
Alma Mater..... NC State, 1985
Career Record (Years) 378-281-2 (12)
School Record (Years) 49-76-1 (3)
2021 Record (Conference) 24-29-1 (12-19-1)
All-Time Series..... MTSU leads 20-6
Series Streak..... MTSU W3
UTM vs. MTSU in Murfreesboro (D-I Era)..... 1-8

MOREHEAD STATE EAGLES



Games 41-43
Away
April 29-May 1

Location..... Morehead, Ky.
Conference..... Ohio Valley
Stadium (Capacity) John "Sonny" Allen Field (1,000)
Head Coach Mik Aoki
Alma Mater..... Davidson College, 1990
Career Record (Years) 478-534-2 (20)
School Record (Years) 29-33 (2)
2021 Record (Conference) 24-23 (13-11)
All-Time Series..... MSU leads 61-21
Series Streak..... UTM W1
UTM vs. MSU in Morehead (D-I Era)..... 7-29

MEMPHIS TIGERS



Game 44
Neutral
May 3

Location..... Memphis, Tenn.
Conference..... American Athletic
Stadium (Capacity) FedEx Avron Fogelman Field (2,000)
Head Coach Daron Schoenrock
Alma Mater..... Tennessee Tech, 1984
Career Record (Years) 462-556 (19)
School Record (Years) 437-504 (17)
2021 Record (Conference) 18-39 (7-25)
All-Time Series..... UM leads 34-6
Series Streak..... UM W8
UTM vs. UM in Millington (D-I Era)..... 0-4

OPPONENTS / OVC CHAMPIONSHIP

BELMONT BRUINS



Location..... Nashville, Tenn.
 Conference..... Ohio Valley
 Stadium..... ES Rose Park (500)
 Head Coach..... Dave Jarvis
 Alma Mater..... Arkansas State, 1982
 Career Record (Years)..... 996-748-2 (39)
 School Record (Years)..... 671-625-2 (24)
 2021 Record (Conference)..... 22-30 (14-16)
 All-Time Series..... BU leads 50-29
 Series Streak..... BU W1
 UTM vs. BU in Martin (D-I Era)..... 19-20

Games 45-47
 Home
 May 6-8

KENTUCKY WILDCATS



Location..... Lexington, Ky.
 Conference..... Southeastern
 Stadium (Capacity)..... Kentucky Proud Park (5,000)
 Head Coach..... Nick Mingione
 Alma Mater..... Embry-Riddle, 2000
 Career Record (Years)..... 143-103 (5)
 School Record (Years)..... Same
 2021 Record (Conference)..... 29-23 (12-18)
 All-Time Series..... UK leads 6-0
 Series Streak..... UK W6
 UTM vs. UK in Lexington (D-I Era)..... 0-6

Game 48
 Away
 May 10

SOUTHEAST MISSOURI REDHAWKS



Location..... Cape Girardeau, Mo.
 Conference..... Ohio Valley
 Stadium (Capacity)..... Capaha Field (2,000)
 Head Coach..... Andy Sawyers
 Alma Mater..... Nebraska, 1998
 Career Record (Years)..... 118-117 (5)
 School Record (Years)..... Same
 2021 Record (Conference)..... 30-22 (17-10)
 All-Time Series..... SEMO leads 83-28-1
 Series Streak..... UTM W1
 UTM vs. SEMO in Cape Girardeau (D-I Era)..... 8-42-1

Games 49-51
 Away
 May 13-15

OHIO VALLEY CONFERENCE CHAMPIONSHIP



OVC Location..... Brentwood, Tenn.
 OVC Commissioner..... Beth DeBauche
 OVC Baseball SID..... Kyle Schwartz
 OVC Baseball SID Email..... kschwartz@ovc.org
 2022 Tournament Location..... Lexington, Ky.
 Stadium (Capacity)..... Lexington Legends Ballpark (6,994)
 UTM All-Time in OVC Championship..... 2-7
 UTM OVC Championship Appearances..... 4
 UTM Last OVC Championship Appearance..... 2019

Games 52-TBA
 Neutral
 May 25-28

50





OVC COMPOSITE SCHEDULE

Friday, February 18

Tennessee Tech vs. Oral Roberts, 12 p.m. (Mobile, Ala.)
SIUE at Southeastern Louisiana, 1 p.m.
Boston College at Austin Peay, 2 p.m.
Butler at Murray State, 3 p.m.
Miami (Ohio) at UT Martin, 3 p.m.
Eastern Illinois at Little Rock, 3 p.m.
Morehead State at Kennesaw State, 3 p.m.
Toledo at Belmont, 4 p.m.
Southeast Missouri at Dallas Baptist, 6:30 p.m.

Saturday, February 19

Morehead State at Kennesaw State (2), 11 a.m.
Tennessee Tech vs. Radford, 12 p.m. (Mobile, Ala.)
Toledo at Belmont (2), 1 p.m.
Boston College at Austin Peay, 1 p.m.
Butler at Murray State, 2 p.m.
Miami (Ohio) at UT Martin, 2 p.m.
Eastern Illinois at Little Rock, 2 p.m.
SIUE at Southeastern Louisiana, 2 p.m.
Southeast Missouri at Dallas Baptist, 2 p.m.

Sunday, February 20

Morehead State at Kennesaw State, 12 p.m.
Toledo at Belmont, 1 p.m.
Butler at Murray State, 1 p.m.
Miami (Ohio) at UT Martin, 1 p.m.
Boston College at Austin Peay, 1 p.m.
Eastern Illinois at Little Rock, 1 p.m.
SIUE at Southeastern Louisiana, 1 p.m.
Southeast Missouri at Dallas Baptist, 1 p.m.
Tennessee Tech at South Alabama, 3 p.m.

Tuesday, February 22

UT Martin at Alabama A&M, 1 p.m.
Southern Illinois at Austin Peay, 3 p.m.
Southeast Missouri at Kentucky, 3 p.m.
Bellarmino at Murray State, 3 p.m.
Tennessee Tech at Tennessee, 3:30 p.m.
Middle Tennessee at Belmont, 4 p.m.

Friday, February 25

Canisius at Morehead State, 2 p.m.
Northern Illinois at Murray State, 3 p.m.
Eastern Michigan at Tennessee Tech, 3 p.m.
Bowling Green at Austin Peay, 3 p.m.
Bellarmino at Southeast Missouri, 3 p.m.
Youngstown State at Belmont, 4 p.m.
SIUE at Mercer, 5 p.m.
UT Martin at Alabama State, 6 p.m.
Eastern Illinois at Tarleton State, 6 p.m.

Saturday, February 26

Canisius at Morehead State, 12 p.m.
Northern Illinois at Murray State (2), 12 p.m.
SIUE at Mercer, 1 p.m.

Bowling Green at Austin Peay, 1 p.m.
Eastern Michigan at Tennessee Tech, 1 p.m.
Eastern Illinois at Tarleton State (2), 2 p.m.
Youngstown State at Belmont, 2 p.m.
Bellarmino at Southeast Missouri, 2 p.m.
UT Martin at Alabama State, 6 p.m.

Sunday, February 27

Canisius at Morehead State, 12 p.m.
SIUE at Mercer, 12 p.m.
Youngstown State at Belmont, 1 p.m.
Northern Illinois at Murray State, 1 p.m.
UT Martin at Alabama State, 1 p.m.
Eastern Illinois at Tarleton State, 1 p.m.
Bowling Green at Austin Peay, 1 p.m.
Eastern Michigan at Tennessee Tech, 1 p.m.
Bellarmino at Southeast Missouri, 1 p.m.

Tuesday, March 1

Morehead State at Louisville, 2 p.m.
Bellarmino at Austin Peay, 3 p.m.
UT Martin at Alabama, 3 p.m.
Saint Louis at Southeast Missouri, 3 p.m.
Tennessee Tech at North Alabama, 5 p.m.

Wednesday, March 2

Belmont at Lipscomb, 4 p.m.
Austin Peay at North Alabama, 5 p.m.

Friday, March 4

Eastern Michigan at Morehead State, 2 p.m.
Western Michigan at SIUE, 3 p.m.
Purdue Fort Wayne at Tennessee Tech, 3 p.m.
Murray State at Alabama, 3 p.m.
Bradley at Southeast Missouri, 3 p.m.
Kent State at Austin Peay, 3 p.m.
Dayton at Belmont, 4 p.m.
UT Martin at North Alabama, 5 p.m.
Eastern Illinois at Grambling State, 6 p.m.

Saturday, March 5

Eastern Michigan at Morehead State, 12 p.m.
Western Michigan at SIUE (2), 1 p.m.
Kent State at Austin Peay, 1 p.m.
Purdue Fort Wayne at Tennessee Tech, 1 p.m.
Dayton at Belmont, 2 p.m.
UT Martin at North Alabama, 2 p.m.
Murray State at Alabama, 2 p.m.
Bradley at Southeast Missouri, 2 p.m.
Eastern Illinois at Grambling State, 3 p.m.

Sunday, March 6

Eastern Michigan at Morehead State, 12 p.m.
Dayton at Belmont, 1 p.m.
Kent State at Austin Peay, 1 p.m.
Western Michigan at SIUE, 1 p.m.

Purdue Fort Wayne at Tennessee Tech, 1 p.m.
UT Martin at North Alabama, 1 p.m.
Eastern Illinois at Grambling State, 1 p.m.
Murray State at Alabama, 1 p.m.
Bradley at Southeast Missouri, 1 p.m.

Tuesday, March 8

Bellarmino at Morehead State, 12 p.m.
Lipscomb at Austin Peay, 3 p.m.
SIUE at Southern Illinois, 3 p.m.
Murray State at Kentucky, 3 p.m.
Eastern Illinois at Illinois, 4 p.m.
Illinois State at UT Martin, 5 p.m.
Southeast Missouri at Arkansas State, 6 p.m.
Tennessee Tech vs. Auburn, 6 p.m. (Huntsville, Ala.)

Wednesday, March 9

Evansville at Belmont, 4 p.m.
Austin Peay at Lipscomb, 4 p.m.

Friday, March 11

Eastern Illinois at Alabama A&M, 1 p.m.
James Madison at Morehead State, 2 p.m.
Belmont at UAB, 2 p.m.
Oakland at SIUE, 3 p.m.
Illinois State at Murray State, 3 p.m.
Eastern Kentucky at Austin Peay, 3 p.m.
Valparaiso at Southeast Missouri, 3 p.m.
Tennessee Tech at Southeastern Louisiana, 6 p.m.
UT Martin at Central Arkansas, 6 p.m.

Saturday, March 12

Eastern Illinois at Alabama A&M, 1 p.m.
James Madison at Morehead State, 1 p.m.
Oakland at SIUE, 1 p.m.
Eastern Kentucky at Austin Peay, 1 p.m.
Belmont at UAB, 2 p.m.
Illinois State at Murray State, 2 p.m.
Tennessee Tech at Southeastern Louisiana, 2 p.m.
Valparaiso at Southeast Missouri, 2 p.m.
UT Martin at Central Arkansas, 4 p.m.

Sunday, March 13

James Madison at Morehead State, 12 p.m.
Oakland at SIUE, 1 p.m.
Eastern Kentucky at Austin Peay, 1 p.m.
Illinois State at Murray State, 1 p.m.
Tennessee Tech at Southeastern Louisiana, 1 p.m.
UT Martin at Central Arkansas, 1 p.m.
Valparaiso at Southeast Missouri, 1 p.m.
Belmont at UAB, 2 p.m.
Eastern Illinois at Alabama A&M, 2 p.m.

Tuesday, March 15

Southeast Missouri at Indiana State, 2 p.m.
Eastern Illinois at Arkansas-Pine Bluff, 2 p.m.



OVC COMPOSITE SCHEDULE

Lipscomb at Tennessee Tech, 3 p.m.
Western Kentucky at Belmont, 4 p.m.
Southern Illinois at UT Martin, 5 p.m.
Austin Peay at Middle Tennessee, 6 p.m.
Morehead State at Western Illinois, TBA

Wednesday, March 16

Southeast Missouri at Indiana State, 2 p.m.
Eastern Illinois at Arkansas-Pine Bluff, 2 p.m.
North Alabama at Murray State, 3 p.m.
Western Illinois at SIUE, 4 p.m.
Evansville at Austin Peay, 6 p.m.

Friday, March 18

Valparaiso at Murray State, 3 p.m.
Southeast Missouri at Missouri State, 3 p.m.
Austin Peay at Saint Louis, 3 p.m.
Wofford at Belmont, 4 p.m.
UT Martin at Western Illinois, 5 p.m.
Tennessee Tech at ETSU, 5 p.m.
Eastern Illinois at McNeese, 6 p.m.
Morehead State at Kansas State, 6 p.m.
SIUE at Memphis, 6 p.m.

Saturday, March 19

Tennessee Tech at ETSU, 1 p.m.
Valparaiso at Murray State, 2 p.m.
Wofford at Belmont, 2 p.m.
UT Martin at Western Illinois, 2 p.m.
Eastern Illinois at McNeese, 2 p.m.
SIUE at Memphis, 2 p.m.
Austin Peay at Saint Louis, 2 p.m.
Southeast Missouri at Missouri State, 2 p.m.
Morehead State at Kansas State, 4 p.m.

Sunday, March 20

Tennessee Tech at ETSU, 12 p.m.
Austin Peay at Saint Louis, 12 p.m.
Morehead State at Kansas State, 1 p.m.
Valparaiso at Murray State, 1 p.m.
Wofford at Belmont, 1 p.m.
UT Martin at Western Illinois, 1 p.m.
SIUE at Memphis, 1 p.m.
Southeast Missouri at Missouri State, 1 p.m.
Eastern Illinois at McNeese, 1 p.m.

Tuesday, March 22

Bellarmino at Eastern Illinois, 3 p.m.
Alabama A&M at UT Martin, 5 p.m.
Morehead State at Kentucky, 5:30 p.m.
North Alabama at Tennessee Tech, 6 p.m.
Belmont vs. Vanderbilt, 6 p.m. (Nashville, Tenn.)
Middle Tennessee at Austin Peay, 6 p.m.

Wednesday, March 23

Eastern Kentucky at Morehead State, 2 p.m.

Roosevelt at Eastern Illinois, 3 p.m.
Evansville at SIUE, 5 p.m.

Friday, March 25

*Murray State at Morehead State, 2 p.m.
*Austin Peay at Belmont, 4 p.m.
*Eastern Illinois at UT Martin, 5 p.m.
*SIUE at Southeast Missouri, 6 p.m.
Bradley at Tennessee Tech, 6 p.m.

Saturday, March 26

*Murray State at Morehead State, 1 p.m.
*Austin Peay at Belmont, 2 p.m.
Bradley at Tennessee Tech, 1 p.m.
*SIUE at Southeast Missouri, 2 p.m.
*Eastern Illinois at UT Martin, 3 p.m.

Sunday, March 27

*Murray State at Morehead State, 12 p.m.
*Austin Peay at Belmont, 1 p.m.
*Eastern Illinois at UT Martin, 1 p.m.
*SIUE at Southeast Missouri, 1 p.m.
Bradley at Tennessee Tech, 1 p.m.

Tuesday, March 29

Murray State at Alabama A&M, 2 p.m.
Morehead State at Northern Kentucky, 2 p.m.
Southeast Missouri at Saint Louis, 3 p.m.
UT Martin at Southern Illinois, 6 p.m.
Austin Peay at Evansville, 6 p.m.
Middle Tennessee at Tennessee Tech, 6 p.m.

Wednesday, March 30

Illinois State at Eastern Illinois, 3 p.m.
SIUE at Missouri, 6 p.m.

Friday, April 1

Eastern Illinois at Butler, 3 p.m.
*Belmont at Murray State, 3 p.m.
*UT Martin at SIUE, 5 p.m.
*Morehead State at Tennessee Tech, 6 p.m.
*Southeast Missouri at Austin Peay, 6 p.m.

Saturday, April 2

Eastern Illinois at Butler (2), 11 a.m.
*UT Martin at SIUE, 1 p.m.
*Southeast Missouri at Austin Peay, 1 p.m.
*Belmont at Murray State, 2 p.m.
*Morehead State at Tennessee Tech, 2 p.m.

Sunday, April 3

Eastern Illinois at Butler, 12 p.m.
*UT Martin at SIUE, 1 p.m.
*Belmont at Murray State, 1 p.m.
*Morehead State at Tennessee Tech, 1 p.m.
*Southeast Missouri at Austin Peay, 1 p.m.

Tuesday, April 5

Morehead State at Ohio, 4 p.m.
Southern Illinois at Murray State, 5 p.m.
Belmont at Western Kentucky, 5 p.m.
SIUE at Saint Louis, 6 p.m.
Austin Peay at Vanderbilt, 6 p.m.
Arkansas State at Southeast Missouri, 6 p.m.
UT Martin at Mississippi State, 6 p.m.

Friday, April 8

*SIUE at Eastern Illinois, 3 p.m.
*Tennessee Tech at Belmont, 4 p.m.
*Austin Peay at UT Martin, 5 p.m.
*Murray State at Southeast Missouri, 6 p.m.

Saturday, April 9

Presbyterian at Morehead State, 11 a.m.
*SIUE at Eastern Illinois, 1 p.m.
*Tennessee Tech at Belmont, 2 p.m.
*Murray State at Southeast Missouri, 2 p.m.
*Austin Peay at UT Martin, 3 p.m.

Sunday, April 10

Presbyterian at Morehead State, 10 a.m.
*SIUE at Eastern Illinois, 1 p.m.
*Tennessee Tech at Belmont, 1 p.m.
*Austin Peay at UT Martin, 1 p.m.
*Murray State at Southeast Missouri, 1 p.m.

Tuesday, April 12

Murray State at Ole Miss, 11 a.m.
Belmont at Alabama, 3 p.m.
Valparaiso at Eastern Illinois, 3 p.m.
Northern Kentucky at Morehead State, 4 p.m.
Bradley at SIUE, 5 p.m.
Tennessee Tech vs. Tennessee, 5:30 p.m. (Kodak, Tenn.)
UT Martin at Union University, 6 p.m.
Southern Illinois at Southeast Missouri, 6 p.m.

Thursday, April 14

*Belmont at Morehead State, 4 p.m.
*UT Martin at Murray State, 5 p.m.
*Southeast Missouri at Tennessee Tech, 6 p.m.
*Eastern Illinois at Austin Peay, 6 p.m.

Friday, April 15

SIUE vs. Siena, 2 p.m. (Carbondale, Ill.)
*Belmont at Morehead State, 4 p.m.
*UT Martin at Murray State, 5 p.m.
*Southeast Missouri at Tennessee Tech, 6 p.m.
*Eastern Illinois at Austin Peay, 6 p.m.

Saturday, April 16

SIUE vs. Siena, 12 p.m. (Carbondale, Ill.)
*Belmont at Morehead State, 12 p.m.
*Southeast Missouri at Tennessee Tech, 1 p.m.



OVC COMPOSITE SCHEDULE

*Eastern Illinois at Austin Peay, 1 p.m.
 *UT Martin at Murray State, 1 p.m.
 SIUE at Southern Illinois, 4 p.m.

Tuesday, April 19

McKendree at Eastern Illinois, 3 p.m.
 SIUE at Western Illinois, 3 p.m.
 Ohio at Morehead State, 4 p.m.
 Murray State at North Alabama, 5 p.m.
 Belmont at Middle Tennessee, 6 p.m.
 Tennessee Tech at Vanderbilt, 6 p.m.
 Austin Peay at Southern Illinois, 6 p.m.
 Southeast Missouri at Ole Miss, 6:30 p.m.

Wednesday, April 20

Roosevelt at Eastern Illinois, 3 p.m.
 Christian Brothers at UT Martin, 5 p.m.

Friday, April 22

*Murray State at Eastern Illinois, 3 p.m.
 *Austin Peay at SIUE, 5 p.m.
 *Tennessee Tech at UT Martin, 5 p.m.
 Belmont at Purdue, 5 p.m.
 *Morehead State at Southeast Missouri, 6 p.m.

Saturday, April 23

*Murray State at Eastern Illinois, 1 p.m.
 *Austin Peay at SIUE, 1 p.m.
 *Morehead State at Southeast Missouri, 2 p.m.
 *Tennessee Tech at UT Martin, 3 p.m.
 Belmont at Purdue, 5 p.m.

Sunday, April 24

Belmont at Purdue, 12 p.m.
 *Murray State at Eastern Illinois, 1 p.m.
 *Austin Peay at SIUE, 1 p.m.
 *Tennessee Tech at UT Martin, 1 p.m.
 *Morehead State at Southeast Missouri, 1 p.m.

Tuesday, April 26

Alabama A&M at Murray State, 5 p.m.
 Morehead State at Eastern Kentucky, 5 p.m.
 Illinois State at SIUE, 5 p.m.
 Tennessee Tech at Lipscomb, 6 p.m.
 UT Martin at Middle Tennessee, 6 p.m.
 North Alabama at Austin Peay, 6 p.m.
 Belmont at Evansville, 6 p.m.
 Southeast Missouri at Southern Illinois, 6 p.m.

Wednesday, April 27

Austin Peay at Bellarmine, 2 p.m.
 Illinois Wesleyan at Eastern Illinois, 3 p.m.

Friday, April 29

Austin Peay at Toledo, 2 p.m.
 *UT Martin at Morehead State, 4 p.m.

*SIUE at Murray State, 5 p.m.
 *Southeast Missouri at Belmont, 5 p.m.
 *Eastern Illinois at Tennessee Tech, 6 p.m.

Saturday, April 30

Austin Peay at Toledo, 12 p.m.
 *UT Martin at Morehead State, 1 p.m.
 *Eastern Illinois at Tennessee Tech, 1 p.m.
 *SIUE at Murray State, 2 p.m.
 *Southeast Missouri at Belmont, 2 p.m.

Sunday, May 1

Austin Peay at Toledo, 12 p.m.
 *UT Martin at Morehead State, 12 p.m.
 *SIUE at Murray State, 1 p.m.
 *Southeast Missouri at Belmont, 1 p.m.
 *Eastern Illinois at Tennessee Tech, 1 p.m.

Tuesday, May 3

Murray State at Southern Illinois, 6 p.m.
 UT Martin vs. Memphis, 6 p.m. (Millington, Tenn.)
 Southeast Missouri at Missouri, 6 p.m.

Friday, May 6

*Morehead State at Eastern Illinois, 3 p.m.
 *Tennessee Tech at SIUE, 5 p.m.
 *Belmont at UT Martin, 5 p.m.
 *Murray State at Austin Peay, 6 p.m.
 Southeast Missouri at Oklahoma State, 6 p.m.

Saturday, May 7

*Morehead State at Eastern Illinois, 1 p.m.
 *Tennessee Tech at SIUE, 1 p.m.
 *Murray State at Austin Peay, 1 p.m.
 *Belmont at UT Martin, 3 p.m.
 Southeast Missouri at Oklahoma State, 6 p.m.

Sunday, May 8

*Morehead State at Eastern Illinois, 1 p.m.
 *Tennessee Tech at SIUE, 1 p.m.
 *Belmont at UT Martin, 1 p.m.
 *Murray State at Austin Peay, 1 p.m.
 Southeast Missouri at Oklahoma State, 1 p.m.

Tuesday, May 10

Eastern Illinois at Western Illinois, 3 p.m.
 Lipscomb at Belmont, 5 p.m.
 Southern Illinois at SIUE, 5 p.m.
 Missouri State at Southeast Missouri, 5 p.m.
 Marshall at Morehead State, 5:30 p.m.
 UT Martin at Kentucky, 5:30 p.m.
 Tennessee Tech at Middle Tennessee, 6 p.m.
 Western Kentucky at Austin Peay, 6 p.m.

Wednesday, May 11

North Alabama at Belmont, 5 p.m.

SIUE at Evansville, 6 p.m.

Friday, May 13

*SIUE at Morehead State, 4 p.m.
 *Eastern Illinois at Belmont, 5 p.m.
 Western Illinois at Murray State, 5 p.m.
 *Austin Peay at Tennessee Tech, 6 p.m.
 *UT Martin at Southeast Missouri, 6 p.m.

Saturday, May 14

*Eastern Illinois at Belmont, 2 p.m.
 *Austin Peay at Tennessee Tech, 2 p.m.
 *UT Martin at Southeast Missouri, 2 p.m.
 Western Illinois at Murray State, 2 p.m.
 *SIUE at Morehead State, 5 p.m.

Sunday, May 15

*SIUE at Morehead State, 12 p.m.
 *Eastern Illinois at Belmont, 1 p.m.
 *Austin Peay at Tennessee Tech, 1 p.m.
 *UT Martin at Southeast Missouri, 1 p.m.
 Western Illinois at Murray State, 1 p.m.

Tuesday, May 17

Morehead State at Marshall, 2 p.m.
 Western Illinois at Eastern Illinois, 3 p.m.
 Belmont at Tennessee, 5:30 p.m.
 Tennessee Tech at Kentucky, 5:30 p.m.
 Murray State at Evansville, 6 p.m.

Thursday, May 19

*Southeast Missouri at Eastern Illinois, 3 p.m.
 *Belmont at SIUE, 5 p.m.
 *Tennessee Tech at Murray State, 5 p.m.
 *Morehead State at Austin Peay, 6 p.m.

Friday, May 20

*Southeast Missouri at Eastern Illinois, 1 p.m.
 *Tennessee Tech at Murray State, 5 p.m.
 *Belmont at SIUE, 5 p.m.
 *Morehead State at Austin Peay, 6 p.m.

Saturday, May 21

*Southeast Missouri at Eastern Illinois, 1 p.m.
 *Belmont at SIUE, 1 p.m.
 *Morehead State at Austin Peay, 1 p.m.
 *Tennessee Tech at Murray State, 1 p.m.

Wednesday, May 25 – Saturday, May 28 2022 OVC Championship (Lexington, Ky.)

*All Times Central and Subject to Change
 * Indicates OVC Matchup*

OHIO VALLEY CONFERENCE



BETH DEBAUCHE
OVC COMMISSIONER

Now in its 74th year, the Ohio Valley Conference continues to build on the success that has made it the nation's eighth-oldest NCAA Division I conference. Beth DeBauche was named the seventh full-time Commissioner in league history on July 28, 2009. The last three commissioners of the OVC have moved onto jobs as the commissioner of the Big Ten, Big 12 and the Mid-American Conferences.

The OVC's proud history dates back to 1948, but seeds for the new league were actually planted in 1941. It was then that Roy Stewart, the athletics director at Murray State, Charles "Turkey" Hughes, the athletics director at Eastern Kentucky, and Kelly Thompson, the public relations director at Western Kentucky, first broached the idea of forming a new conference. Discussions were put on hold by World War II, but reemerged February 27-28, 1948 at the Kentucky Hotel in Louisville as the three original institutions combined with Morehead State, Louisville and Evansville to form the OVC.

In the 1950s, the OVC became a pioneer on a much more significant scale socially. During times of racial segregation, league member Morehead State became one of the first non-traditionally black mid-southern institutions to accept a black student. In 1958 Marshall Banks earned athletically-related aid at Morehead, which signed a second black

athlete, Howard Murphy, a year later. In 1961 Murphy earned all-conference recognition as a halfback in football. With racial barriers broken, the rest of the institutions in the league began to provide educational and athletic opportunities to African-Americans.

After Title IX legislation passed in 1972, women's athletics began a rebirth on the national scene as the NCAA began sponsoring and marketing women's sports. Recognizing the need to provide increased opportunities for female athletes, the OVC began formulating plans for women's athletics in 1975 and established women's championships in the sports of basketball, tennis and track in 1977, with cross country and volleyball added over the next four years. Those sports were initially governed by the Association of Intercollegiate Athletics for Women (AIAW), but the overall strength of women's programs in the league was demonstrated by the automatic bids the OVC instantly received when the NCAA became the governing body in 1982. The conference added women's golf and softball in 1994 and women's soccer in 1998.

The league also had another historical moment in November 2008 when the NCAA awarded Nashville the 2014 NCAA Women's Division I Final Four. The OVC served as the host of the prestigious event, which is one of the biggest sporting events the city of Nashville can host. The event was held April 6 and 8 at Bridgestone Arena in downtown Nashville and was played in front of sold-out crowds for both the semifinals and championship as UConn topped Notre Dame in a battle of undefeated teams to win its ninth national title.

Over its 73 years, OVC teams have garnered national championships and bowl games in football, along with national team or individual titles in the sports of rifle, cross country, track and golf.

The OVC has also produced several Olympic athletes, including Murray State's Morgan Hicks, who was a member of the 2004 United States Olympic Rifle Team and Morehead State's Brian Shimer who competed in five Winter Olympics in bobsled (winning a bronze medal in 2002) and coached the 2010 United States bobsled team to its first gold medal since 1948. Former Morehead State football and Eastern Kentucky track and field athlete Dallas Robinson competed with the U.S. bobsled team during the 2014 Sochi Winter Olympics. In addition, some of the greatest players in professional sports were educated at OVC institutions. The list includes former greats such as football's Phil Simms (Morehead State) and Tony Romo (Eastern Illinois), basketball's Clem Haskins (Western Kentucky) and Kenneth Faried (Morehead State) and two-sport star Steve Hamilton (Morehead State) to present-day standouts like basketball players Ja Morant (Murray State), Robert Covington (Tennessee State) and Chelsey Perry (UT Martin), football player Jimmy Garoppolo (Eastern Illinois) and baseball player Alec Mills (UT Martin), who threw a no-hitter for the Chicago Cubs in 2020. Hamilton is the only athlete to ever play in the NCAA Basketball Championship, a Major League Baseball World Series (New York Yankees) and an NBA Championship Series (Los Angeles Lakers).

The playing field is not the only place where OVC athletes are working hard. The league also recognizes excellence in the classroom. Six Scholar-Athlete Awards are presented yearly to male and female athletes, while others are commended for their academic success by being Medal of Honor recipients or earning a spot on the Commissioner's Honor Roll. Additionally, the league annually presents one institutional Academic Achievement Award, as well as separate team awards in each Conference-sponsored sport. Since the College Sports Information Directors of America (CoSIDA) Academic All-America program began, the Ohio Valley Conference has had 299 student-athletes honored with the award.

Through the early years of the league, administrators wrestled with fan behavior due to the close proximity of the Conference members and the intense rivalries which developed. Just as it did decades ago, the OVC took the leadership role on what has become a national issue. In 1995, the OVC implemented a first-of-its-kind "Sportsmanship Statement," a policy which promotes principles of fair play, ethical conduct and respect for one's opponent. The statement has become a model for others to follow across the nation and has answered the challenge of the NCAA Presidents Commission to improve sportsmanship in collegiate athletics.

Additionally, the OVC annually presents the Steve Hamilton Sportsmanship Award, in honor of the former Morehead State student-athlete, coach and athletics director, to a junior or senior student-athlete with significant athletic contributions who best exemplifies the characteristics of sportsmanship and citizenship. Most recently, the Conference has also implemented the OVC Institutional and Team Sportsmanship Awards, which are presented to one institution and 18 sport-specific teams voted by

their peers to have best exhibited the standards of sportsmanship and ethical conduct as outlined by the OVC and NCAA.

The vision of leadership demonstrated by the Founding Fathers in 1948 remains alive today as the Ohio Valley Conference prepares for the future. One example is in regard to the current trend in collegiate athletics administration for increased involvement of university presidents in setting policies and making rules. The presidents of OVC institutions, however, have always governed the Conference, long before presidential governance became a national theme.

The league's baseball presence has continued to evolve since its inception. The OVC baseball tournament moved to a neutral site for the first time in 2001 with Paducah, Kentucky and Brooks Stadium hosting the tournament in front of raucous crowds. The success of the tournament led to Jackson, Tennessee and The Ballpark at Jackson (the home of the Seattle Mariner's Class AA affiliate) - hosting the event for the first time in 2010. The championship moved to Choccolocco Park in Oxford, Alabama for two years (2017-18) before agreeing to a stay at Rent One Park in Marion, Illinois (home of the Frontier League Southern Illinois Miners) in 2019 and returning to Jackson in 2021.

The OVC also has made a statement in the NCAA Baseball Championship in recent years, with its teams involved in several memorable contests in the last decade. Tennessee Tech surprised Wake Forest in the opening round of the 2001 tournament and Southeast Missouri stunned host Alabama in the opening round of the 2002 championship. Five years later, Austin Peay captured the collegiate baseball world's attention by taking Vanderbilt, the 2007 No. 1 overall seed, to extra innings. Eastern Illinois pushed host Nebraska to the limit in 2008 followed by Tennessee Tech's memorable contest against host Clemson in 2009.

After not making the OVC Tournament field in either 2009 or 2010, Austin Peay, who was picked to finish seventh in the 2011 preseason poll, won the regular season and tournament championships to garner its fourth NCAA Tournament appearance. In the first game of NCAA Regional play the Gobs knocked off host and No. 1 seed Georgia Tech 2-1.

In 2012 Austin Peay completed a "repeat squared" (back-to-back regular season and tournament championships) for the first-time in OVC history. The Gobs would go on to top Indiana State and Cal State Fullerton at the Eugene Regional, before falling to host Oregon in the regional final. It marked the first time since the 2000 season (Middle Tennessee) that an OVC team had won multiple NCAA Tournaments games in the same season.

Austin Peay completed a "3-Peayt" by winning its third-straight OVC Tournament crown in 2013. Along the way the Gobs garnered the first nationally-ranking by an OVC team since 2009 (climbing to as high as 21st nationally) and tied the OVC single-season record with 47 victories. The Gobs earned the No. 2 seed in the NCAA Bloomington Regional, becoming the first OVC team in the current regional format (since 1999) to earn anything other than a No. 4 seed. The squad topped Florida and Valparaiso to advance to the regional final for the second-straight season before losing to host Indiana. Gobs senior closer Tyler Rogers was a big part of his team's success during the year, setting the NCAA single-season record for saves (23 - a mark that was later eclipsed during the College World Series).

In 2016 six OVC teams reached the 30-win plateau for the first time in league history; the previous single-season high had been four teams.

In 2017 the league could have been named the "Offensive Valley Conference" as teams combined for 753 home runs during the season, the most in league history. That was highlighted by a record 50 combined home runs being hit in 13 games at the OVC Tournament. Included in that was Morehead State sophomore Niko Hulsizer who hit his 27th home run of the season, establishing a new OVC single-season record.

In 2018 Tennessee Tech had a 28-game winning streak in becoming a consensus nationally-ranked team across the six major Division I polls (reaching as high as No. 10, an all-time high rank by an OVC team). The Golden Eagles won a record 27 OVC games after losing in the OVC Tournament Championship game, became the first OVC team to earn an at-large berth into the NCAA Baseball Championship. Tech would go on to win three-straight elimination games in the Oxford Regional (including back-to-back games on the same day against host and No. 4 national seed Ole Miss) to become the first OVC team to reach the Super Regionals. The Golden Eagles would win game one against Texas before eventually losing two-straight to the Longhorns. Tennessee Tech finished the season with an OVC record 53 overall victories.

In 2018, a record 16 OVC players were selected in the Major League Baseball First-Year Player Draft (breaking the previous record of 12). Among the 16 players were eight Tennessee Tech players, a new record for an OVC school in a single-season.

In 2020, former Belmont standout Matt Beaty was on the 28-man active roster for Los Angeles as the Dodgers topped Tampa Bay four games to two to capture the World Series Championship. In the process he became the first former OVC player on an active roster for a World Series champion.

In 2021 Eastern Illinois shortstop Trey Sweeney was selected in the first round of the MLB Draft by the New York Yankees while Southeast Missouri pitcher Dylan Dodd was selected in the third round. Sweeney was just the third first round pick in OVC history, and he had Dodd were two of just 11 top three round selections from the league all-time; it marked the first time the league had two top three round picks in the same draft.

Sweeney was also named a second-team CoSIDA Academic All-American, making him one of only two players nationally in 2020-21 to be a first round draft pick and an Academic All-American.

The OVC sponsors the following sports: baseball, basketball, cross country, football, golf, tennis and track for men, and basketball, cross country, golf, soccer, softball, tennis, track, volleyball and beach volleyball for women. In addition, the OVC also sponsors the combined men's and women's sport of rifle.

Now in its seventh decade of competition, the OVC has grown significantly from its humble beginnings while increasing the number of athletics opportunities it provides for students. Current league representatives include charter members Morehead State University and Murray State University, along with Austin Peay State University, Belmont University, Eastern Illinois University, Southeast Missouri State University, Southern Illinois University Edwardsville, Tennessee State University, Tennessee Technological University and the University of Tennessee at Martin. The University of Tennessee at Chattanooga is an affiliate member for the sport of beach volleyball.

54



2021 REVIEW



SEASON RECAP

The 2021 University of Tennessee at Martin baseball season featured several historical feats as the Skyhawks went 19-29 overall with a 10-17 mark in Ohio Valley Conference play.

The campaign began with a season-opening road series at Samford. UT Martin lost all three games of the series but was in every game until the end, falling by five combined runs to the eventual Southern Conference champion.

The Skyhawks made waves in their next contest, upending No. 22 ranked Alabama by a 9-4 margin on Feb. 24.

UT Martin carried that momentum into its next series, shattering several school records in a Feb. 27 doubleheader road sweep at Arkansas State. In the front end of the doubleheader, the Skyhawks produced 21 runs, 20 RBI's, 16 walks and seven times hit by pitch - all of which were single game-highs by any OVC team in 2021. The Skyhawks tied single-game school records for most runs in an inning (11) and most walks drawn (16) in Game 1 of the twinbill as the 21 runs were the most for a UT Martin offense since April 25, 2009. Christian Hall equaled the school record with eight RBI's in Game 1

of the doubleheader.

The next series on the docket came against an eventual 40-win Southern Illinois squad as UT Martin was swept on the road before bouncing back for four wins in its next five tries.

That surge started with a 5-1 midweek win at North Alabama on March 9 as the Skyhawks carried a no-hitter into the seventh inning and dialed up 14 strikeouts. UT Martin then took two out of three in its OVC and home-opening series against Belmont, marking the Skyhawks' first weekend series victory over the Bruins since 2015. The series win was made even more impressive by the fact that Belmont was voted as the league's preseason favorite.

UT Martin took the opener of its road set at OVC foe Eastern Kentucky but could not win its second consecutive series to start its league schedule.

COVID-19 then reared its ugly head as the Skyhawks' March 26-27 home series against OVC rival Morehead State was cancelled. UT Martin wasted little time finding a replacement opponent, picking up a three-game weekend set at Grambling State just one day before the series was scheduled to start.

Fresh off the bus, the Skyhawks pounded 20 hits and launched five homers in the series opener, winning by an 18-4 margin. The 42 total bases by UT Martin's offense were a single-game high by any OVC squad in 2021. Hall became only the third player in the school's Division I Era (since 1993) to go 5-for-5 against a NCAA Division I opponent.

The next day, the Skyhawks won the second game of a doubleheader to earn their third series victory of the young season.

A rare nonconference midweek one-run loss to Belmont followed before a heartbreaking 2-1 setback in 11 innings in the opening game of the Nicholls series (April 1-3). Sam Folks helped UT Martin avoid a sweep after carving up the Colonel lineup in the series finale, conceding just two hits over seven shutout frames to help the Skyhawks post their first shutout of the spring.

Two days later, Folks garnered OVC Pitcher of the Week, becoming the first

UT Martin representative to win that award since April 24, 2017.

The Skyhawks nearly pulled off their second victory over a ranked opponent in their next outing, holding three different leads before narrowly falling 5-4 at No. 1 Vanderbilt on April 6.

UT Martin fell in extra innings in the SIUE series opener but collected a 14-5 victory in the finale - banging out 21 hits (which ranked as a single-game high by any OVC squad in 2021).

Nick Wohlbold, recently converted from closer to starting pitcher, was tabbed as OVC Pitcher of the Week on April 12, giving the Skyhawks their first back-to-back winners of that award since March 8 and March 15, 2010.

More accolades came UT Martin's way on April 14 as Casey Harford was chosen as one of 100 players on the 2021 Brooks Wallace Award watch list spotlighting the nation's top shortstop.

The Skyhawks fell in a midweek nonconference tilt against eventual OVC champion Southeast Missouri. Folks guided UT Martin to a win in its series finale over Austin Peay on April 17, allowing only one extra-base hits over 7.1 innings of work in a 1-0 victory.

An offensive power surge followed as the Skyhawks pulverized five solo homers in a 5-1 victory in the series opener against Eastern Illinois. UT Martin won the rubber game to claim its fourth consecutive series win at Coaches Stadium in Charleston (having not lost at Eastern Illinois since 2013).

The Skyhawks won for the fourth time in a five-game span after a 3-2 midweek triumph at Arkansas-Pine Bluff on April 27.

Two days later, David Hussey earned a spot on the National Collegiate Baseball Writers Association Stopper of the Year Award midseason watch list, making the cut as one of the nation's top 65 relief pitchers.

Over the next two weeks, UT Martin saw its midweek contests (May 4 at Lipscomb, May 11 at No. 3 Mississippi State - the eventual national champion) rained out, causing the Skyhawks to lose their rhythm. As a result, UT Martin fell in six straight conference games



SEASON RECAP



(three against Jacksonville State, three at Murray State).

The Skyhawks then won the first two games of the Tennessee Tech series, sending their seniors off in style in the final home games of their careers. It was freshman Wil LaFollette who provided one of the most memorable hits of the season in Game 1 of the weekend set, crushing a walk-off round tripper with two outs in the bottom of the ninth inning of a 9-8 victory.

UT Martin followed that series with one of its best victories of the 2021 campaign. Blake Daniels crushed a go-ahead three-run blast over the right field wall in the top of the eighth inning in a 9-7 road triumph at No. 11 Ole Miss. It marked the second win over a ranked squad of the season and fourth win against such opponents in head coach Ryan Jenkins' four-year tenure.

Heading to Southeast Missouri for the final weekend of the season, the Skyhawks showed grit and toughness against the eventual OVC champion. UT Martin struck first in Game 1 but fell 6-2. The Skyhawk pitching staff then combined for 23 strikeouts in the season finale doubleheader, falling 3-2 before

claiming a 9-2 win in the nightcap. Making their final appearances in a UT Martin uniform, the senior duo of Winston Cannon and Folks shined. Cannon's career-best 11 strikeouts (in just 5.2 innings) in the frontend of the doubleheader marked the first time a Skyhawk had registered 11-plus strikeouts since April 22, 2017. In the season finale, Folks fanned a season-high eight batters in seven innings of work.

Folks joined elite company soon thereafter as he was voted OVC Pitcher of the Week on May 24. The southpaw joined Coty Green (2010) and Dalton Westfall (2017) as the only three players in program history to win that award multiple times in a single season. Folks ended his collegiate career ranking third in UT Martin history in games started (45), fourth in strikeouts (223), fifth in innings pitched (274.1) and ninth in appearances (66). His 77 strikeouts in 2021 were the fourth-most in a single season in Skyhawk history as he also ranked second in the OVC in called strikeouts (26), fourth in games started (13) and fifth in innings pitched (77.1).

Later that day, Cannon collected some hardware of his own as he was named one of 13 Collegiate Baseball newspaper National Players of the Week. He became the first UT Martin representative to nab that prestigious award, joining honorees from North Carolina, Memphis, Dixie State, Oregon State, Pepperdine, BYU, Southeastern Louisiana, Tennessee Tech, Vanderbilt, Michigan State, Arkansas and Wake Forest.

The Skyhawks racked up the OVC postseason accolades, tying for the second-most honorees in program history after landing a trio of players on the list.

Cannon became only the second starting pitcher in UT Martin history (first since 1996) to be named to the All-OVC first team. His 3.78 ERA was the second-best mark for a Skyhawk pitcher making at least eight starts in the school's Division I history. He led the OVC in games started (14) and additionally ranked third in victories (six), third in strikeouts (83, second-most in UT Martin

single-season history), third in innings pitched (81.0), fifth in ERA (3.78) and eighth in opponent batting average (.253). The Cookeville, Tenn. native left as the program's all-time leader in games started (55), strikeouts (286) and innings pitched (303.1) while ranking third with 18 wins and 10th with 64 appearances.

Hussey became just the second relief pitcher in program history to earn All-OVC second team status (joining his teammate Wohlbold from 2019). His 2.59 ERA was the lowest by any Skyhawk reliever with at least 35 innings pitched in the program's Division I Era. He ranked fifth in the OVC in saves (six - the fourth-most in a single season in UT Martin history), sixth in games finished (15) and 10th in appearances (23). The right-hander from Minter, Ala. graduated ranking in the top-10 in the school's record book in appearances (79, fourth), saves (seven, sixth) and strikeouts (159, ninth).

LaFollette captured OVC All-Newcomer accolades after belting a team-high 12 home runs, which was tops amongst OVC freshmen and most for a freshman in school history. Hailing from Chelsea, Ala., he launched eight of his longballs against OVC pitching, ranking third in the league in home runs per game (0.36). He mashed to the tune of a team-best .573 slugging percentage in 82 at-bats in OVC play.

Overall, the 2021 Skyhawks ranked in the top-five in school history in home runs (58, second), pitching strikeouts (413, third), saves (eight, fourth) and fielding percentage (.963, fifth). The UT Martin pitching staff posted a 5.24 combined ERA - the best mark in the school's Division I history - and boasted a trio of OVC Pitchers of the Week in a single season for the second time in school history (joining the 2010 squad).

Individually, Blake Davis topped the OVC with 404 putouts and ranked third in the league in runners caught stealing (15). Davis' 404 putouts (third), LaFollette's 12 home runs (seventh) and Ethan Whitley's 11 home runs (ninth) also appeared in the school's top-10 single-season list in their respective categories.

FINAL STATISTICS

Record: 19-29 Home: 5-8 Away: 14-21 Ohio Valley: 10-17

Player	avg	gp-gs	ab	r	h	2b	3b	hr	rbi	tb	slg%	bb	hp	so	gdp	ob%	sf	sh	sb-att	po	a	e	fld%
23 DANIELS, Blake	.299	46-42	157	26	47	13	1	6	27	80	.510	17	4	42	2	.382	0	1	2-6	30	35	11	.855
21 HARFORD, Casey	.291	47-47	179	27	52	11	1	5	40	80	.447	12	5	18	3	.342	6	0	1-1	65	91	8	.951
12 BEAMAN, Alec	.280	11-8	25	6	7	0	1	0	4	9	.360	8	1	5	0	.471	0	2	1-3	14	17	2	.939
19 HALL, Christian	.271	47-47	170	32	46	9	0	9	37	82	.482	29	2	57	2	.376	4	0	1-1	3	0	1	.750
9 DIXSON, Sean	.266	24-24	94	17	25	3	3	1	5	37	.394	5	5	26	3	.337	0	1	2-3	47	2	0	1.000
28 WRIGHT, Houston	.261	21-20	69	12	18	3	0	4	12	33	.478	6	3	9	1	.342	1	1	0-0	30	1	1	.969
13 LAFOLLETTE, Wil	.255	42-41	157	25	40	6	1	12	28	84	.535	7	3	50	0	.298	1	0	2-2	86	1	0	1.000
3 WHITLEY, Ethan	.251	48-48	187	27	47	5	0	11	29	85	.455	10	5	54	4	.302	3	0	1-1	330	23	5	.986
32 SMITH, Will	.250	39-38	152	29	38	6	2	5	20	63	.414	18	1	47	1	.331	1	2	5-7	57	99	6	.963
20 BRADY, Cameron	.250	3-0	4	0	1	1	0	0	2	.500	.500	2	0	2	0	.500	0	0	0-0	10	1	0	1.000
7 CULUMOVIC, Jack	.239	32-27	92	12	22	4	0	1	8	29	.315	11	5	30	1	.345	2	1	4-7	31	21	3	.945
18 SELF, Nate	.219	14-5	32	6	7	1	0	0	0	8	.250	0	2	12	0	.265	0	0	0-0	9	9	1	.947
4 DAVIS, Blake	.216	48-48	162	14	35	6	0	2	15	47	.290	13	0	45	2	.271	2	6	0-2	404	35	11	.976
1 EDWARDS, Billy	.211	9-5	19	3	4	1	1	0	1	7	.368	0	0	7	2	.211	0	3	0-0	6	9	2	.882
5 THIGPEN, Noah	.176	36-25	91	11	16	3	0	2	9	25	.275	13	3	33	1	.299	0	4	1-3	73	1	3	.961
24 DETRUDE, Benny	.097	22-7	31	4	3	0	0	0	1	3	.097	9	0	13	0	.300	0	0	1-1	23	1	0	1.000
10 JONES, Preston	.000	2-0	1	1	0	0	0	0	1	0	.000	0	1	1	0	.500	0	0	0-0	0	0	0	.000
6 DEER, Carson	.000	1-0	1	1	0	0	0	0	0	0	.000	1	0	0	0	.500	0	0	0-0	2	0	0	1.000
Totals	.251	48	1623	253	408	72	10	58	237	674	.415	161	40	451	22	.330	20	21	21-37	1241	390	62	.963
Opponents	.272	48	1640	288	446	96	9	57	259	731	.446	159	55	413	22	.353	16	15	62-81	1286	424	41	.977

LOB - Team (326), Opp (356). DPs turned - Team (26), Opp (32). IBB - Team (3), HALL 1, HARFORD 1, WHITLEY 1, Opp (1). Picked off - EDWARDS, B. 1, CULUMOVIC 1, SMITH, W. 1.

(All games Sorted by Earned run avg)

Player	era	w-l	app	gs	cg	sho	sv	ip	h	r	er	bb	so	2b	3b	hr	b/avg	wp	hp	bk	sfa	sha
43 RICKO, Trey	0.00	0-0	1	0	0	0/0	0	0.1	0	0	0	0	1	0	0	0	.000	0	0	0	0	0
8 HUSSEY, David	2.59	3-1	23	1	0	0/2	6	41.2	27	13	12	12	52	3	0	8	.184	2	1	0	2	1
55 SHUNK, Matthew	3.09	1-1	13	0	0	0/0	0	11.2	12	7	4	7	16	2	0	2	.255	3	1	1	0	0
42 FORD, Mitchell	3.60	0-0	2	1	0	0/0	0	5.0	6	3	2	5	3	1	0	0	.316	0	0	0	0	0
22 CANNON, Winston	3.78	6-6	16	14	0	0/0	0	81.0	82	46	34	24	83	20	1	13	.253	10	5	0	3	0
15 JONES, Baylor	3.86	0-1	2	0	0	0/0	0	2.1	3	3	1	1	1	0	0	1	.333	1	0	0	0	1
29 STEENSMA, Eric	4.87	1-3	18	6	0	0/0	0	40.2	39	23	22	10	40	3	2	5	.245	3	5	0	0	0
14 FOLKS, Sam	5.24	3-6	16	13	0	0/2	0	77.1	81	51	45	21	77	18	4	6	.266	5	14	0	3	3
47 PETRY, Seth	5.58	1-3	19	3	0	0/0	0	30.2	38	22	19	12	32	11	2	3	.302	5	7	0	1	1
33 WOHLBOLD, Nick	5.89	3-4	19	7	0	0/0	1	47.1	50	40	31	21	45	17	0	5	.275	3	3	1	4	5
26 REED, Tucker	6.28	0-1	9	1	0	0/1	0	14.1	16	10	10	10	7	4	0	3	.308	3	2	1	0	1
34 INSCO, Ryan	6.45	1-2	20	1	0	0/0	1	37.2	47	32	27	16	35	8	0	7	.305	10	7	0	1	2
30 O'DOHERTY, Jefferey	8.25	0-1	11	0	0	0/0	0	12.0	18	14	11	8	14	3	0	0	.327	2	6	0	1	1
35 SMITH, Boston	9.82	0-0	3	1	0	0/0	0	3.2	7	4	4	1	1	1	0	1	.412	2	0	0	0	0
45 STAUFFER, Grayden	12.27	0-0	4	0	0	0/0	0	3.2	6	6	5	4	4	1	0	2	.316	1	3	0	0	0
31 MARTIN, Eli	18.90	0-0	4	0	0	0/0	0	3.1	9	7	7	3	2	1	0	1	.500	1	1	1	0	0
37 RUSSELL, Lawson	36.00	0-0	2	0	0	0/0	0	1.0	3	4	4	3	0	2	0	0	.600	2	0	0	1	0
11 LEE, Warren	99.00	0-0	1	0	0	0/0	0	0.0	2	3	3	1	0	1	0	0	1.000	0	0	0	0	0
Totals	5.24	19-29	48	48	0	2/2	8	413.2	446	288	241	159	413	96	9	57	.272	53	55	4	16	15
Opponents	4.77	29-19	48	48	3	4/3	11	428.2	408	253	227	161	451	72	10	58	.251	46	40	6	20	21

PB - Team (17), DAVIS 17, Opp (6). Pickoffs - Team (4), WOHLBOLD 2, CANNON 1, FOLKS 1, Opp (3). SBA/ATT - DAVIS (61-76), STEENSMA (15-16), INSCO (10-14), CANNON (6-9), HUSSEY (7-9), FOLKS (3-8), PETRY (5-6), WOHLBOLD (6-6), O'DOHERTY (4-4), REED (1-3), SHUNK (2-2), BRADY (1-2), MARTIN, E. (0-1), SMITH, B. (1-1), STAUFFER (1-1), FORD (1-1).

OVC STATISTICS

Record: 10-17 Home: 5-7 Away: 5-10 Ohio Valley: 10-17

Player	avg	gp-gs	ab	r	h	2b	3b	hr	rbi	tb	slg%	bb	hp	so	gdp	ob%	sf	sh	sb-att	po	a	e	fld%
7 CULUMOVIC, Jack	.308	21-20	65	8	20	4	0	1	7	27	.415	6	3	15	1	.387	1	0	2-4	21	14	2	.946
3 WHITLEY, Ethan	.292	27-27	106	19	31	4	0	8	20	59	.557	4	3	31	2	.330	2	0	1-1	178	11	3	.984
23 DANIELS, Blake	.287	27-26	101	17	29	9	1	4	19	52	.515	9	2	27	1	.357	0	1	1-3	21	24	7	.865
21 HARFORD, Casey	.276	26-26	98	13	27	4	0	3	21	40	.408	7	4	7	1	.339	3	0	1-1	35	40	5	.938
18 SELF, Nate	.250	7-3	20	3	5	1	0	0	0	6	.300	0	0	8	0	.250	0	0	0-0	5	7	1	.923
4 DAVIS, Blake	.247	27-27	97	11	24	3	0	2	10	33	.340	8	0	20	2	.302	1	1	0-2	244	25	6	.978
13 LAFOLLETTE, Wil	.244	22-22	82	14	20	3	0	8	18	47	.573	4	2	30	0	.292	1	0	1-1	51	1	0	1.000
32 SMITH, Will	.240	19-18	75	14	18	3	1	3	9	32	.427	7	1	20	1	.313	0	2	0-1	35	40	5	.938
12 BEAMAN, Alec	.238	8-7	21	4	5	0	1	0	3	7	.333	6	1	4	0	.429	0	2	1-3	11	13	2	.923
1 EDWARDS, Billy	.235	6-5	17	3	4	1	1	0	1	7	.412	0	0	6	2	.235	0	3	0-0	5	6	2	.846
19 HALL, Christian	.228	26-26	92	13	21	5	0	3	12	35	.380	17	2	26	2	.357	1	0	0-0	3	0	1	.750
9 DIXSON, Sean	.226	8-8	31	3	7	2	0	0	1	9	.290	4	0	10	1	.314	0	0	0-1	16	1	0	1.000
28 WRIGHT, Houston	.158	6-6	19	3	3	1	0	1	3	7	.368	4	2	6	1	.346	1	0	0-0	9	1	0	1.000
5 THIGPEN, Noah	.143	24-18	63	8	9	3	0	1	3	15	.238	9	3	21	1	.280	0	3	1-2	51	0	2	.962
24 DETRUDE, Benny	.133	10-4	15	1	2	0	0	0	0	2	.133	3	0	5	0	.278	0	0	0-0	14	1	0	1.000
Totals	.249	27	902	134	225	43	4	34	127	378	.419	88	23	236	15	.328	10	12	8-19	708	204	39	.959
Opponents	.279	27	946	176	264	61	1	39	162	444	.469	85	25	247	12	.350	12	12	29-39	722	252	30	.970

LOB - Team (179), Opp (196). DPs turned - Team (13), Opp (23). IBB - Team (2), HARFORD 1, WHITLEY 1, Opp (1). Picked off - CULUMOVIC 1, SMITH, W. 1.

(Ohio Valley games only Sorted by Earned run avg)

Player	era	w-l	app	gs	cg	sho	sv	ip	h	r	er	bb	so	2b	3b	hr	b/avg	wp	hp	bk	sfa	sha
8 HUSSEY, David	2.96	3-1	13	1	0	0/1	3	24.1	15	9	8	7	33	3	0	4	.179	1	1	0	2	1
22 CANNON, Winston	3.31	3-3	9	9	0	0/0	0	54.1	55	30	20	12	60	15	0	10	.251	7	4	0	1	0
55 SHUNK, Matthew	4.15	0-0	4	0	0	0/0	0	4.1	6	3	2	3	5	1	0	1	.333	2	0	1	0	0
29 STEENSMA, Eric	4.24	0-1	10	3	0	0/0	0	23.1	22	12	11	4	23	2	0	5	.239	1	2	0	0	0
47 PETRY, Seth	5.29	0-1	11	0	0	0/0	0	17.0	21	12	10	6	20	7	1	2	.296	1	3	0	1	1
14 FOLKS, Sam	5.68	1-5	9	9	0	0/1	0	50.2	51	35	32	18	50	11	0	6	.262	3	7	0	2	3
34 INSCO, Ryan	6.00	1-1	10	0	0	0/0	0	21.0	32	16	14	6	20	4	0	4	.356	7	3	0	1	1
33 WOHLBOLD, Nick	7.89	2-3	9	5	0	0/0	1	29.2	36	33	26	18	27	14	0	3	.308	2	1	1	4	5
30 O'DOHERTY, Jefferey	13.50	0-1	5	0	0	0/0	0	4.2	9	10	7	3	6	1	0	0	.346	0	4	0	0	1
31 MARTIN, Eli	16.20	0-0	2	0	0	0/0	0	1.2	5	3	3	1	0	0	0	1	.500	0	0	0	0	0
26 REED, Tucker	19.64	0-1	4	0	0	0/0	0	3.2	7	8	8	4	2	1	0	3	.438	3	0	0	0	0
35 SMITH, Boston	27.00	0-0	1	0	0	0/0	0	0.1	2	1	1	0	1	0	0	0	.667	0	0	0	0	0
37 RUSSELL, Lawson	36.00	0-0	2	0	0	0/0	0	1.0	3	4	4	3	0	2	0	0	.600	2	0	0	1	0
Totals	5.57	10-17	27	27	0	1/1	4	236.0	264	176	146	85	247	61	1	39	.279	29	25	2	12	12
Opponents	4.26	17-10	27	27	2	3/2	5	240.2	225	134	114	88	236	43	4	34	.249	21	23	5	10	12

PB - Team (11), DAVIS 11, Opp (4). Pickoffs - Team (1), CANNON 1, Opp (2). SBA/ATT - DAVIS (29-38), STEENSMA (9-9), INSCO (5-8), FOLKS (3-6), WOHLBOLD (4-4), CANNON (2-4), HUSSEY (2-3), O'DOHERTY (2-2), SHUNK (1-1), REED (0-1), PETRY (1-1).

59

SEASON IN PHOTOS



Winston Cannon was All-OVC first team and left as UTM's all-time leader in games started, strikeouts and innings



Wil LaFollette captured OVC All-Newcomer accolades after topping league freshmen with 12 home runs



David Hussey was an All-OVC second teamer and was one of 65 finalists for the NCBWA Stopper of the Year Award




Casey Harford was one of 100 players on the Brooks Wallace Award watch list, spotlighting the nation's top shortstop




Sam Folks became just the third Skyhawk to ever win OVC Pitcher of the Week honors twice in a single season




Ethan Whitley crushed 11 homers to give him 30 career round-trippers, moving into fourth place in school history




Nick Wohlbold was named OVC Pitcher of the Week on April 12, graduating as UTM's all-time saves leader with 16



Blake Daniels led the squad in batting average and belted the go-ahead 3-run homer in the win over No. 11 Ole Miss



The Skyhawk held Senior Day ceremonies before the May 14 home contest against OVC foe Tennessee Tech. Pictured from left to right are Sam Folks, Winston Cannon, Billy Edwards, Blake Daniels, Andy Horne, David Hussey, Matthew Shunk and Nick Wohlbold. These eight combined for 206 games played, 650 at-bats, 144 hits, 90 runs scored, 67 RBI's at the plate and 42 wins, 279 appearances, 23 saves, 835 innings pitched and 796 strikeouts on the mound.



HISTORY AND RECORDS



SKYHAWKS OF DISTINCTION

MLB DRAFT SELECTIONS

Taylor Cox2014 (Padres)
.....	16th Round, 477th Overall
Dan Tobik2013 (Angels)
.....	39th Round, 1,177th Overall
Alec Mills2012 (Royals)
.....	22nd Round, 673rd Overall
Trey Karlen2011 (Nationals)
.....	33rd Round, 997th Overall
Jody Fuller	...1998 (Diamondbacks)
.....	42nd Round, 1,272nd Overall
Charles McClain1990 (Reds)
.....	33rd Round, 877th Overall
Ric Sisler1985 (Yankees)
.....	32nd Round, 793rd Overall
Kevin Tuck1983 (Royals)
.....	18th Round, 465th Overall

ALL-AMERICANS

Bryant Jones (2B)2004
-------------------	-----------

FRESHMAN ALL-AMERICAN

Wes Patterson (1B)2008
Phil Sorensen (DH)2011
Ben Upton (DH)2014
Connor Aube (OF)2017
Ethan Whitley (1B)2018
Christian Hall (DH)2020
Wil LaFollette (1B)2020

FIRST TEAM ALL-OVC

Mark Otsby (DH)1993
Michael Blount (P)1996
Bryant Jones (2B)2004
Phil Sorensen (DH)2011
Jordan Stoner (OF)2018
Winston Cannon (SP)2021

SECOND TEAM ALL-OVC

Brett Vander Meeden (2B)	...1994
Steve Gadlage (OF)1994
Bryan Bullington (1B)1995
Brad Warmath (3B)1997
Brian Baker (OF)2000
Brady Nighswonger (2B)2003
Scott Gladstone (2B)2009
Mark Hartsfield (3B)2009
Miles Hartsfield (OF)2009
Coty Green (SP)2010
Ty Nelson (C)2010
Trey Karlen (3B)2010
Jordan Owen (OF)2010
Jordan Owen (OF)2012
Jordan Stoner (OF)2019
Nick Wohlbold (RP)2019
David Hussey (RP)2021

OVC ALL-FRESHMEN

Eric Walker (P)2006
Shayne Martin (SS)2007
Wes Patterson (1B/P)2008
Dan Tobik (P)2010

Brent Morris (OF)2010
Phil Sorensen (DH)2011
Sonny Mastromatteo (IF)2012
Nico Zych (IF)2012
Ben Upton (DH)2014
Dillon Symon (P)2015
Connor Aube (OF)2017
Blake Davis (C)2018
Ethan Whitley (1B)2018
Wil LaFollette (OF)2021

OVC MEDAL OF HONOR

Trent Latta1995-96
Joseph Bacon1998-99
Joey Price2001-02
Douglas Nicodemus2002-03
Micky Dobson2002-03
Zach Parham2003-04
Zach Parham2004-05
Zach Parham2005-06
Zach Parham2006-07
Douglas Nicodemus2006-07
Cody Terry2009-10
Cody Terry2010-11
Jacob Gansert2012-13
Taylor Douglas2013-14
Drew Erie2013-14
Jacob Gansert2013-14
Taylor Douglas2014-15
Jacob Gansert2014-15
Carter Smith2014-15
Drew Erie2015-16
Winston Cannon2016-17
Jonah Brody2017-18
Winston Cannon2017-18
Winston Cannon2018-19
Jonah Brody2018-19
Billy Edwards2018-19
Nick Wohlbold2018-19
Winston Cannon2020-21
Sean Dixon2020-21
David Hussey2020-21
Boston Smith2020-21

DIVISION II ALL-AMERICAN

Don Jackson, 1B1973
Richard Craven, SS1985

DIVISION II ACADEMIC ALL-AMERICAN

Don Jackson, 1B1978
Mike Prather, P1984

DIVISION II ALL-REGION

Harry McLead, SS1977
David Couch, RF1977
Dale Horn, CF1977
Richard Craven, SS1985
Jim Willis, CF1985
Churchill Moore, CF1986
Jimmy Moore, CF1992
Hunter McClemore, DH1992

Chris Ervin, SS1992
-----------------	-----------

ALL-GULF SOUTH CONFERENCE

Don Jackson, 1B1973
Walter Glass, OF1975
Walter Glass, OF1976
David Couch, OF1977
Danny Hensley, IF1979
Mike Bennett, P1980
Tom Walston, IF1980
Donnie Mitchell, 3B1981
Mike Prather, P1984
Richard Craven, IF1985
Roger Gum, IF1987

GSC ALL-DIVISION

Mike Donohue, IF1972
Joe Kuchar, P1972
Don Jackson, IF1973
Larry Long, IF1973
Jay Johnson, C1973
Dick Windbigler, P1973
Jim Moloney, P1974
Mike Shambre, OF1974
Walter Glass, OF1975
Danny Mitchell, P1975
Mike Moore, UTIL1975
Mark Stafford, IF1975
Walter Glass, OF1976
Dale Horn, OF1976
David Couch, OF1977
Dale Horn, OF1977
Mack Moore, C1977
David Couch, OF1978
Carey Smith, IF1978
Danny Hensley, IF1979
Bill Zipp, OF1979
Jim Willis, IF1983
Gary Pitman, C1983
Mike Prather, P1984
Bruce Beckman, P1985
Jim Willis, OF1985
Churchill Moore, OF1986
Martin Newby, P1986
Roger Gum, IF1987
Churchill Moore, OF1987
Darrel McSberg, OF1988
Scott McMackin, IF1989
Kyle Coleman, 1B1989
Greg King, OF1990
Richard Matz, UTIL1990

*Eastern Division 1972-79, North Division 1983-86,

West Division 1987-92

GSC ALL-DISTRICT

Harry McLead, SS1977
David Couch, RF1977
Dale Horn, CF1977
Richard Craven, SS1985
Jim Willis, CF1985
Churchill Moore, CF1986

UTM HALL OF FAME

Paul Redick
Inducted 1984

Don Jackson
Inducted 1987

Halladay T. Short
Inducted 1989

Walter Glass
Inducted 1991

Jim Swope
Inducted 1992

Dan Bunn
Inducted 1993

Eddy Eckert
Inducted 1994

Jim Willis
Inducted 1996

Richard Craven
Inducted 1997

Ray Frame
Inducted 1999

Jimmy Welch
Inducted 2003

Donnie Jones
Inducted 2004

Mike Fortune
Inducted 2005

Greg King
Inducted 2005

Jody Fuller
Inducted 2007

Randy Horn
Inducted 2008

Dick Algire
Inducted 2009

Cliff Sturdivant
Inducted 2010

Mike Hayes
Inducted 2011

Mack Terry
Inducted 2013

Bryant Jones
Inducted 2017

Dick Windbigler
Inducted 2018

Jay Johnson
Inducted 2019

SKYHAWKS OF DISTINCTION

OVC COMMISSIONER'S HONOR ROLL

1993-94 (7) Bradley Dyer Scott Embry Jeff Graves Trent Latta Joseph Lee Jay Trussler Brett Vander Meeden	Lanier English Justin Entreklin Adam Gibson** Hunter Hart Juan Romero	2006-07 (10) Adam Bowker Bryce Carden Jason Hockaday Scott McLean** Douglas Nicodemus**** Zach Parham**** Lance Renton Chris Rezabek** Eric Walker Nate Walters	Jordan Stokes Cory Stooksbury Cody Terry**** Dan Tobik Nick Wilson Matt Young**	Taylor Douglas** Drew Erie*** Jacob Gansert*** Matt Hirsch Fletcher Johnson Dalton Potts**** Nick Pribble Gary Price Daniel Shaw Carter Smith**** Dillon Symon Jackson Zarubin	Sean Dixon Billy Edwards** Casey Harford** David Hussey Jordan Stoner Ethan Whitley** Blake Williams**** Nick Wohlbold**
1994-95 (4) Mitchell Dunn Trent Latta** Jay Trussler** Hal Williams	2001-02 (4) Justin Bryant Kelly Davis** Adam Gibson** Joey Price	2007-08 (11) Lin Cates Scott Gladstone Mark Hartsfield Miles Hartsfield Tanner Hensley Jay Howard Chris Rezabek*** Cody Terry Eric Walker** Nate Walters** Nick Walters	2011-12 (15) Taylor Cox Matt Haynes*** Danny Kelley Brendan Lozupone** Trevor Lundgrin Sonny Mastromatteo Alec Mills Hagen Nelson** Jordan Owen Dalton Potts Carter Smith Phil Sorensen** Jordan Stokes** Dan Tobik** Matt Young**	2015-16 (9) Patrick Bernard** Drew Erie**** Sadler Goodwin Matt Hirsch** Nick Pribble** Adam Rimmer Shane Seckinger Carson Shrode Blake Williams	2019-20 (25) Winston Cannon**** Hayden Cooper** Jack Culumovic Sean Dixon** Billy Edwards** Mitchell Ford Thomas Fullerton Christian Hall Casey Harford** Andy Horne David Hussey** Ryan Insko Baylor Jones Preston Jones Austin Kasick Jack Knight Wil LaFollette Warren Lee Chance Merithew Reid Pope Boston Smith Eric Steensma Ethan Whitley** Nick Wohlbold** Houston Wright
1995-96 (10) Scott Haddock Trent Latta*** Skipper McGille Daisuke Oda Johnnie Sanfratello Michael Spaulding Jay Trussler*** Brad Vander Meeden Randall Vanneste Michael Wyatt	2002-03 (6) Justin Bryant** Donnie Corey Kelly Davis** Micky Dobson Douglas Nicodemus Jarrad Robinson	2008-09 (9) Ben Bottoms Lin Cates** Drew Flaniken Miles Hartsfield** Tanner Hensley** Kevin Holt Jay Howard** Brendan Lozupone Cody Terry**	2012-13 (14) Isaac Armstrong Taylor Cox** Drew Erie Jacob Gansert Stu Jones Trevor Lundgrin** Hagen Nelson** Dalton Potts** Chris Ross Carter Smith** Phil Sorensen** Jordan Stokes** Dan Tobik** Nico Zych	2016-17 (10) Anthony Adduci Tyler Albright Tyler Borski Peyton Cain Winston Cannon Ryan Helgren Shane Seckinger** Carson Shrode** Dalton Westfall Blake Williams**	2020-21 (20) Alec Beaman Cameron Brady Winston Cannon**** Jack Culumovic** Sean Dixon** Billy Edwards** David Hussey** Ryan Insko** Baylor Jones** Preston Jones** Wil LaFollette** Warren Lee** Jefferey O'Doherty Boston Smith** Grayden Stauffer Eric Steensma** Noah Thigpen Ethan Whitley** Nick Wohlbold** Houston Wright**
1996-97 (3) Scott Haddock** Chad Pritchett Johnnie Sanfratello**	2003-04 (9) Nick Bruner Justin Bryant*** Micky Dodson** Jeffery McClean** Miles Moore Douglas Nicodemus*** Zach Parham** Joe Raccuglia Jacob Smothers**	2009-10 (9) Wes Alsup Ben Brewer Dylan Cupples Matt Haynes Pat Jones Trey Karlen Ty Nelson Cody Terry** Matt Young	2013-14 (12) Alex Boshers Taylor Cox*** Taylor Douglas Drew Erie** Jacob Gansert** Stu Jones** Dalton Potts** Chris Ross** John Skubina Carter Smith** Phil Sorensen**** Nico Zych**	2017-18 (13) Anthony Adduci** Tyler Albright** Jonah Brody Peyton Cain** Winston Cannon** Zach Denney Billy Edwards Casey Harford Carson Shrode** Dalton Westfall** Ethan Whitley Blake Williams** Nick Wohlbold	
1997-98 (6) Casey Bevis Scott Hall Charles Seymour Johnathon Smartt Joseph Smith Christopher Weaver	2004-05 (10) Nick Bruner** Justin Bryant*** Micky Dodson** Jeffery McClean** Miles Moore Douglas Nicodemus*** Zach Parham** Joe Raccuglia Jacob Smothers** Eric Walker	2010-11 (15) Ben Brewer** Dylan Cupples** Matt Haynes** Trey Karlen** Erik Larsen Brendan Lozupone Hagen Nelson Eric Ranson Phil Sorensen		2018-19 (13) Jonah Brody** Austin Buzick Winston Cannon*** Hayden Cooper Zach Denney**	
1998-99 (4) Joseph Bacon Casey Bevis** Charles Seymour** Johnathon Smartt**	2005-06 (10) Zane Gresback Nick Latimer Derek Link Scott McLean Douglas Nicodemus*** Zach Parham*** Joe Raccuglia** Chris Rezabek Chris Sisk Jacob Smothers***		2014-15 (14) Patrick Bernard Isaac Carrel		
1999-2000 (3) Joseph Bacon** Lanier English Adam Gibson					
2000-01 (10) Joseph Ayers Wes Bacon Clay Billingsley Richard Collins Kelly Davis					

YEARLY DIVISION I LEADERS

Batting Average				Triples		Runs Batted In					
1993	Mark Ostby	.313	2009	Mark Hartsfield	56	1993	Chris Ervin	2	2007	Blake Turner	.486
1994	Jimmy Carey	.432	2010	Trey Karlen	61	1994	Steve Gadlage	4	2008	Wes Patterson	.602
1995	Bryan Bullington	.377	2011	Trey Karlen	55	1995	Brett Young	2	2009	Miles Hartsfield	.639
1996	Daisuke Oda	.346	2012	Jordan Owen	33	1996	Troy Crawford	2	2010	Trey Karlen	.671
1997	Erik Morgan	.331	2013	Grant Glasser	29	1997	Troy Crawford	3	2011	Phil Sorenson	.537
1998	Scott Hall	.378	2014	Taylor Douglas	33	1998	Scott Hall	1	2012	Jordan Owen	.568
1999	Chuck Seymour	.331	2015	Taylor Douglas	40	1998	Paul Slack	1	2013	Wade Collins	.488
2000	Heath Doyle	.348		Andrew Castillo	40	1999	Kirk Davison	1	2014	Taylor Douglas	.542
2001	Brad Meadows	.342	2016	Andrew Castillo	37	2000	Lanier English	2	2015	Taylor Douglas	.585
2002	Kelly Davis	.316	2017	Connor Aube	48	2001	Heath Doyle	1	2016	Ryan Helgren	.545
2003	Brady Nighswonger	.357	2018	Jordan Stoner	44	2002	Troy Crawford	1	2017	Dan Kerwin	.568
2004	Bryant Jones	.425	2019	Sean Dixon	35	2003	Paul Slack	1	2018	Jordan Stoner	.560
2005	Blake Turner	.304	2020	Christian Hall	13	2004	Desmond O'Quine	1	2019	Casey Harford	.463
2006	Brett Spivy	.321	2021	Jack Culumovic	13	2005	Michael Roof	1	2020	Sean Dixon	.576
2007	Bryce Carden	.329		Christian Hall	32	2006	Lanier English	3	2021	Wil LaFollette	.535
2008	Scott Gladstone	.316	Hits			2007	Brian Jordan	3	Walks		
2009	Scott Gladstone	.420	1993	Mark Ostby	45	2008	Dan Stephens	2	1993	Chris Ervin	23
2010	Ty Nelson	.396	1994	Brett VanderMeeden	47	2009	Kelly Davis	2	1994	Jimmy Carey	13
2011	Drew Mason	.358	1995	Bryan Bullington	63	2010	Bryant Jones	3	1995	Randall Harvey	25
2012	Jordan Owen	.332	1996	Daisuke Oda	55	2011	Zach Dean	4	1996	Randall Harvey	26
2013	Wade Collins	.314	1997	Erik Morgan	50	2012	Hideaki Sato	2	1997	Paul Slack	27
2014	Taylor Douglas	.341		Johnnie Sanfratello	50	2013	Zach Dean	2	1998	Chuck Seymour	34
2015	Taylor Douglas	.332	1998	Scott Hall	68	2014	Blake Turner	4	1999	Paul Slack	28
2016	Ryan Helgren	.321	1999	Lanier English	61	2005	Shayne Martin	2	2000	Paul Slack	21
2017	Tanner Wessling	.350	2000	Brian Baker	53	2006	Mark Hartsfield	2	2001	Joe Ayers	22
2018	Jordan Stoner	.382	2001	Brad Meadows	55	2007	Mark Hartsfield	3	2002	Adam Gibson	21
2019	Jordan Stoner	.323	2002	Adam Gibson	58	2008	Ty Nelson	4	2003	Hunter Hart	35
2020	Ethan Whitley	.385	2003	Brady Nighswonger	65	2009	Cody Terry	3	2004	Hunter Hart	28
2021	Blake Daniels	.299	2004	Bryant Jones	96	2010	Jordan Owen	6	2005	Brian Berryman	25
At-Bats			2005	Nick Bruner	57	2011	Brent Morris	2	2006	Blake Turner	25
1993	Kevin Barger	154	2006	Zach Dean	61	2012	Taylor Cox	1	2007	Chad Green	30
1994	Mark Buttrum	147	2007	Kyle Dudley	62	2013	Ben Upton	1	2008	Kyle Dudley	20
	Mitch Dunn	147	2008	Scott Gladstone	62	2014	Jake Deason	1	2009	Wes Patterson	29
	Steve Gadlage	147	2009	Scott Gladstone	84		Fletcher Johnson	1	2010	Trey Karlen	31
	Brett VanderMeeden	147	2010	Ty Nelson	84	2015	Taylor Douglas	2	2011	Chase Okey	41
1995	Mitch Dunn	188	2011	Cody Terry	72		Nico Zych	2	2012	Chase Okey	26
1996	Chad Wyatt	164	2012	Jordan Owen	66		Andrew Massey	2	2013	Grant Glasser	26
1997	Johnnie Sanfratello	166	2013	Grant Glasser	53	2016	Fletcher Johnson	3	2014	Grant Glasser	19
1998	Scott Hall	180	2014	Taylor Douglas	61	2017	Creighton Eldridge	6	2015	Chase Young	32
1999	Lanier English	197	2015	Taylor Douglas	72	2018	Jordan Stoner	4	2016	Matt Hirsch	32
2000	Paul Slack	174	2016	Austin Taylor	61	2019	Sean Dixon	4	2017	Matt Hirsch	28
2001	Lanier English	195	2017	Tanner Wessling	76	2020	Houston Wright	1	2018	Creighton Eldridge	29
2002	Adam Gibson	200	2018	Jordan Stoner	79	2021	Wil LaFollette	1	2019	Collin Edwards	23
2003	Bryant Jones	184	2019	Jordan Stoner	70		Sean Dixon	3	2020	Creighton Eldridge	34
2004	Bryant Jones	226	2020	Christian Hall	21	Home Runs			2021	Christian Hall	12
2005	Nick Bruner	205	2021	Casey Harford	52	1993	Mark Ostby	8	2002	Adam Gibson	85
2006	Zach Dean	203	Doubles			1994	Brett VanderMeeden	9	2003	Brady Nighswonger	95
2007	Lance Renton	193	1993	Kevin Barger	12	1995	Bryan Bullington	11	2004	Bryant Jones	133
2008	Scott Gladstone	196	1994	Matt Buttrum	10	1996	Daisuke Oda	10	2005	Zach Dean	74
2009	Cody Terry	213		Steve Gadlage	10	1997	Erik Morgan	7	2006	Zach Dean	84
2010	Cody Terry	228		Brett VanderMeeden	10	1998	Chuck Seymour	11	2007	Kyle Dudley	89
2011	Cody Terry	228		Bryan Bullington	14	1999	Chuck Seymour	8	2008	Will Blackmon	82
2012	Jordan Owen	199	1995	Bryan Bullington	14	2000	Chuck Seymour	8	2009	Mark Hartsfield	131
2013	Grant Glasser	192	1996	Brad Warmath	15	2001	Brian Baker	15	2010	Trey Karlen	145
2014	Taylor Douglas	179	1997	Johnnie Sanfratello	11	2002	Brad Meadows	7	2011	Trey Karlen	114
2015	Taylor Douglas	217	1998	Scott Hall	12	2003	Brad Meadows	8	2012	Jordan Owen	113
2016	Austin Taylor	204	1999	Scott Hall	14	2004	Don Waller	8	2013	Grant Glasser	71
2017	Ryan Helgren	219	2000	Brian Baker	12	2005	Brian Jordan	9	2014	Taylor Douglas	97
2018	Jordan Stoner	207	2001	Brad Meadows	14	2006	Brad Meadows	7	2015	Taylor Douglas	127
2019	Jordan Stoner	217	2002	Dan Stephens	11	2007	Brett Spivy	4	2016	Austin Taylor	93
2020	Jack Culumovic	70	2003	Adam Gibson	11	2008	Brett Spivy	8	2017	Dan Kerwin	113
2021	Ethan Whitley	187	2004	Kelly Davis	13	2009	Bryce Carden	4	2018	Jordan Stoner	116
Runs			2005	Adam Salter	14	2010	Kyle Dudley	4	2019	Jordan Stoner	98
1993	Chris Ervin	32	2006	Chris Rezbek	11	2011	Wes Patterson	10	2020	Sean Dixon	34
1994	Jimmy Carey	36	2007	Brett Spivy	11	2012	Mark Hartsfield	12	2021	Ethan Whitley	85
1995	Mitch Dunn	39	2008	Lance Renton	16	2013	Jordan Owen	18	Slugging Percentage		
1996	Chad Wyatt	29	2009	William Blackmon	11	2014	Trey Karlen	9	1993	Mark Ostby	.528
1997	Johnnie Sanfratello	37	2010	Wes Patterson	15	2015	Jordan Owen	8	1994	Brett VanderMeeden	.585
1998	Chuck Seymour	41	2011	Trey Karlen	22	2016	Wade Collins	8	1995	Bryan Bullington	.671
1999	Chuck Seymour	41	2012	Trey Karlen	19	2017	Byron Johann	3	1996	Daisuke Oda	.579
2000	Brian Baker	38	2013	Jordan Owen	11	2018	Taylor Douglas	7	1997	Erik Morgan	.570
2001	Brad Meadows	32	2014	Jordan Owen	11	2019	Taylor Douglas	11	1998	Chuck Seymour	.608
2002	Adam Gibson	42	2015	Byron Johann	13	2020	Austin Taylor	6	1999	Chuck Seymour	.550
2003	Brian Jordan	43	2016	Taylor Douglas	15	2001	Dan Kerwin	10	2000	Brian Baker	.636
2004	Bryant Jones	55	2017	Taylor Douglas	18	2002	Ethan Whitley	9	2003	Brad Meadows	.559
2005	Zach Dean	37	2018	Taylor Douglas	16	2004	Creighton Eldridge	10	2004	Don Waller	.510
2006	Zach Dean	31	2019	Dan Kerwin	16	2005	Ethan Whitley	10	2005	Luke Parham	.667
2007	Kyle Dudley	40	2020	Dan Kerwin	16	2006	Sean Dixon	4	2006	Bryant Jones	.588
2008	Scott Gladstone	37	2021	Jordan Stoner	17	2007	Wil LaFollette	12	2007	Zach Dean	.409
				Ethan Whitley	7				2008	Brett Spivy	.577
				Blake Daniels	13				2009	Mark Hartsfield	9
									2010	Trey Karlen	30
									2011	Trey Karlen	21
									2012	Sonny Mastromatteo	9
									2013	Grant Glasser	9
									2014	Taylor Douglas	16
									2015	Taylor Douglas	11
									2016	Andrew Castillo	8
									2017	Fletcher Johnson	8
									2018	Connor Aube	15
									2019	Jordan Stoner	11
									2020	Collin Edwards	11
									2021	Creighton Eldridge	9
									2022	Sean Dixon	3
										Will Smith	5

YEARLY DIVISION I LEADERS

Stolen Base Percentage

(minimum 5 attempts)

1993	Kevin Ray	.750 (6-8)
1994	Brett VanderMeeden	1.000 (6-6)
1995	Mitch Dunn	.750 (6-8)
1996	Johnnie Sanfratello	.429 (3-7)
1997	Troy Crawford	.600 (6-10)
1998	Brad Smith	.833 (5-6)
1999	Brad Smith	1.000 (11-11)
2000	Joe Ayers	.857 (6-7)
2001	Lanier English	.929 (13-14)
2002	Brad Meadows	.714 (5-7)
2003	Hunter Hart	.500 (5-10)
2004	Kayo Anderson	1.000 (5-5)
2005	Brett Spivy	1.000 (6-6)
2006	Blake Turner	.800 (8-10)
2007	Bryce Carden	1.000 (5-5)
2008	Bryce Carden	.555 (5-9)
2009	Mark Hartsfield	.900 (9-10)
2010	Brent Morris	1.000 (10-10)
2011	Matt Young	1.000 (7-7)
2012	Matt Young	.857 (6-7)
2013	Nico Zych	1.000 (7-7)
2014	Fletcher Johnson	.889 (8-9)
2015	Jake Deason	.909 (10-11)
2016	Josh Hauser	1.000 (7-7)
2017	Tanner Wessling	.900 (9-10)
2018	Collin Edwards	.846 (11-13)
2019	Creighton Eldridge	.900 (9-10)
2020	None	
2021	Will Smith	.714 (5-7)

Putouts

1993	Hunter McLemore	345
1994	Chris Clapper	204
1995	Bryan Bullington	340
1996	Scott VanNeste	217
1997	Chad Pritchett	147
1998	Chuck Seymour	336
1999	Chuck Seymour	362
2000	Joe Ayers	314
2001	Joe Ayers	292
2002	Don Waller	260
2003	Brian Jordan	362
2004	Brian Berryman	331
2005	Brian Berryman	309
2006	Jason Hockaday	357
2007	Scott McLean	326
2008	Wes Patterson	229
2009	Wes Patterson	275
2010	Wes Patterson	413
2011	Wes Patterson	376
2012	Phil Sorensen	338
2013	Wade Collins	263
2014	Phil Sorensen	212
2015	Nico Zych	367
2016	Nick Pribble	328
2017	Keylen Steen	338
2018	Ethan Whitley	342
2019	Blake Davis	425
2020	Blake Davis	116
2021	Blake Davis	404

Assists

1993	Chris Ervin	141
1994	Brett VanderMeeden	119
1995	Brett Young	153
1996	Chad Wyatt	123
1997	Kyle Hodge	103
1998	Kyle Hodge	109
1999	Brad Smith	123
2000	Pual Slack	96
2001	Bryant Jones	107
2002	Brady Nighswonger	110
2003	Brady Nighswonger	107
2004	Bryant Jones	121
2005	Jason Moore	155
2006	Lance Renton	149
2007	Chad Green	110
2008	Scott Gladstone	133
2009	Scott Gladstone	134
2010	Cody Terry	164

2011	Cody Terry	172
2012	Sonny Mastromatteo	145
2013	Sonny Mastromatteo	125
2014	Nico Zych	125
2015	Jake Deason	116
2016	Matt Hirsch	129
2017	Josh Hauser	134
2018	Tyler Albright	138
2019	Casey Harford	112
2020	Casey Harford	128
2021	Jack Culumovic	37
	Will Smith	99

Fielding Percentage

1993	Hal Williams	1.000
1994	Travis Walters	.987
1995	Randall Harvey	.976
1996	Skipper McGill	.995
1997	Johnnie Sanfratello	.979
1998	Chuck Seymour	.986
1999	Scott Hall	.980
2000	Heath Doyle	.983
2001	Lanier English	1.000
2002	Adam Gibson	.977
2003	Ryan Bethel	.989
2004	Scott McLean	1.000
2005	Blake Turner	1.000
2006	Bryan Harvey	1.000
2007	Blake Turner	1.000
2008	Chris Sisk	1.000
2009	Jordan Owen	1.000
2010	Ty Nelson	.995
2011	Wes Patterson	.992
2012	Grant Glasser	1.000
2013	Ben Brewer	.985
2014	Fletcher Johnson	1.000
2015	Fletcher Johnson	1.000
2016	Nick Pribble	.986
2017	Keylen Steen	.988
2018	Jordan Stoner	.994
2019	Jordan Stoner	1.000
2020	Noah Tigpen	1.000
2021	Wil LaFollette	1.000

Earned Run Average

1993	David Strange	4.09
1994	Chris Payne	4.99
1995	Brad VanderMeeden	3.05
1996	Michael Blount	3.21
1997	Jason Alford	3.05
1998	Jody Fuller	5.82
1999	TJ Allen	4.30
2000	Bobby Alford	4.70
2001	Bobby Alford	3.60
2002	Brad Meadows	2.82
2003	Justin Bryant	5.43
2004	Ben Meador	5.96
2005	Scott Massey	3.86
2006	Eric Walker	3.70
2007	Travis Webb	4.02
2008	Calen Sutton	4.92
2009	Travis Webb	4.74
2010	Dan Tobik	3.63
2011	Dan Tobik	5.64
2012	Dan Tobik	2.78
2013	Stu Jones	3.18
2014	John Houston	2.18
2015	Dillon Symon	3.95
2016	Alan Rickman	5.62
2017	Alex Evans	5.11
2018	David Hussey	4.86
2019	Nick Wohlbold	3.03
2020	David Hussey	3.18
2021	David Hussey	2.59

Wins

1993	David Strange	8
1994	David Strange	3
	Brad Dyer	3
1995	Brian Rosbury	4
1996	Michael Blount	5

1997	Michael Blount	4
1998	Michael Blount	5
1999	Wesley Freeman	5
2000	Heath Doyle	5
2001	Brad Meadows	4
2002	TJ Allen	5
2003	Justin Bryant	5
2004	Ben Meador	5
2005	Scott Massey	3
	Justin Bryant	3
2006	Chadwick Cameron	4
	Ryan Rockholt	4
	Ryan Rockholt	4
2007	Chadwick Cameron	4
	Calen Sutton	4
2008	Calen Sutton	4
2009	Coty Green	4
2010	Coty Green	9
2011	Alec Mills	7
2012	Alec Mills	4
2013	Dalton Potts	4
2014	John Houston	3
2015	Carter Smith	4
2016	Alex Evans	8
2017	Alex Evans	8
2018	Dom Bazzani	3
2019	Winston Cannon	6
2020	David Hussey	1
	Nick Wohlbold	1
	Ryan Insko	1
	Eric Steensma	1
	Jeffery O'Doherty	1
2021	Winston Cannon	6

Appearances

1993	Curt Lee	20
1994	Tim Frye	17
1995	Brian Rosbury	17
	Jody Fuller	17
1996	Jody Fuller	20
1997	Jay Lasley	17
1998	Jason Alford	17
1999	Ed Gover	24
2000	Heath Doyle	21
2001	Brad Meadows	21
2002	Jason Venzel	23
2003	Dustin Summers	25
2004	Dustin Summers	30
2005	Dustin Summers	28
	Micky Dobson	28
2006	Chadwick Cameron	25
2007	Travis Webb	28
2008	Lin Cates	22
2009	Drew Flaniken	27
2010	Drew Flaniken	28
2011	Alec Mills	30
2012	Dan Tobik	27
2013	Chris Ross	19
	Trevor Lundgrin	19
2014	John Houston	23
2015	Patrick Bernard	25
2016	Adam Rimmer	26
2017	Alex Evans	28
2018	David Hussey	22
2019	David Hussey	27
2020	Jeffery O'Doherty	9
2021	David Hussey	23

Complete Games

1993	Chris Payne	5
1994	Chris Payne	5
1995	Brian Rosbury	5
1996	Michael Blount	4
1997	Michael Blount	3
1998	Jody Fuller	7
1999	Wesley Freeman	7
2000	Heath Doyle	4
2001	Jason Sullivan	7
2002	Brad Meadows	3
	Jason Sullivan	3
	TJ Allen	3
2003	Donnie Corey	4
2004	Ben Meador	2

2005	Scott Massey	4
2006	Jacob Smothers	3
2007	William Blackmon	1
	Eric Walker	1
	Adam Ledlow	1
2008	Calen Sutton	3
2009	Coty Green	4
2010	Coty Green	1
2011	None	
2012	None	
2013	None	
2014	Alex Martin	1
2015	Carter Smith	1
	Matt Poteete	1
2016	Dom Bazzani	1
	Patrick Bernard	1
2017	None	
2018	None	
2019	Austen Bullington	2
2020	None	
2021	None	

Shutouts

1993	Chris Payne	1
1994	Chris Payne	1
1995	Trent Latta	1
1996	Michael Blount	2
1997	Chris Meyer	1
	Michael Blount	1
1998	Jody Fuller	1
1999	Wesley Freeman	1
2000	None	
2001	None	
2002	Brad Meadows	1
	T. J. Allen	1
2003	None	
2004	None	
2005	None	
2006	Derek Link	1
2007	None	
2008	Calen Sutton	1
2009	None	
2010	None	
2011	None	
2012	None	
2013	None	
2014	None	
2015	None	
2016	None	
2017	None	
2018	None	
2019	None	
2020	None	
2021	None	

Saves

1993	Curt Lee	2
1994	Curt Lee	2
	Tim Frye	2
1995	Trent Latta	1
	Michael Blount	1
	Brian Rosbury	1
	Jody Fuller	1
1996	Chad McDowell	2
	Jody Fuller	2
1997	Jay Lasley	3
1998	Jody Fuller	2
1999	Ed Gover	2
2000	Luke Rogers	2
2001	Brad Meadows	1
	Casey Bevis	1
2002	Jason Venzel	3
2003	Dustin Summers	1
	Brett Hall	1
	Scott Massey	1
2004	Adam Ledlow	3
2005	Dustin Summers	3
2006	Chadwick Cameron	6
2007	Chadwick Cameron	2
2008	Wes Patterson	4
2009	Drew Flaniken	2
2010	Wes Alsup	7

2011	Alec Mills	3
2012	Dan Tobik	5
2013	Stu Jones	4
2014	John Houston	4
2015	Patrick Bernard	8
2016	Dom Bazzani	1
	Patrick Bernard	1
	Alex Evans	1
	Alan Rickman	1
2017	Alex Evans	4
2018	Peyton Cain	2
2019	Nick Wohlbold	13
2020	Nick Wohlbold	2
2021	David Hussey	6

Innings Pitched

1993	David Strange	83.2
1994	Chris Payne	70.1
1995	Brian Rosbury	96.0
1996	Michael Blount	67.1
1997	Jody Fuller	74.0
1998	Jody Fuller	85.0
1999	Wesley Freeman	107.1
2000	Heath Doyle	90.0
2001	Brad Meadows	83.1
2002	Jason Sullivan	96.0
2003	Donnie Corey	65.0
2004	Ben Meador	83.0
2005	Scott Massey	86.1
2006	Adam Ledlow	89.2
2007	Eric Walker	73.2
2008	Calen Sutton	71.1
2009	Coty Green	94.0
2010	Coty Green	87.2
2011	Dan Tobik	91.0
2012	Alec Mills	89.0
2013	Dalton Potts	62.2
2014	Alex Martin	68.0
2015	Carter Smith	75.2
2016	Alex Evans	88.1
2017	Dalton Westfall	80.2
2018	Winston Cannon	71.2
2019	Austen Bullington	84.2
2020	Sam Folks	20.1
2021	Winston Cannon	81.0

Strikeouts

1993	David Strange	64
1994	David Strange	55
1995	Brian Rosbury	51
1996	Jody Fuller	51
1997	Jody Fuller	66
1998	Jody Fuller	118
1999	Wesley Freeman	72
2000	Heath Doyle	63
2001	Brad Meadows	67
2002	Jason Sullivan	59
2003	Donnie Corey	54
2004	Ben Meador	68
2005	Scott Massey	54
2006	Ryan Rockholt	53
2007	William Blackmon	64
2008	Eric Walker	44
2009	Coty Green	70
2010	Coty Green	64
2011	Dan Tobik	67
2012	Alec Mills	74
2013	Dan Tobik	71
2014	Alex Boshers	50
2015	Alex Martin	72
2016	Dom Bazzani	71
2017	Dalton Westfall	81
2018	Winston Cannon	67
2019	Winston Cannon	77
2020	Sam Folks	19
2021	Winston Cannon	83

65

TEAM RECORDS

GAMES PLAYED

1. 2019 Team	56
2. 2011 Team	56
3. 2017 Team	55
2010 Team	55
2007 Team	55
2006 Team	55
2005 Team	55
1999 Team	55

BATTING AVERAGE

1. 1985 Team	.357
2. 1989 Team	.344
3. 1981 Team	.339
4. 1992 Team	.337
5. 1990 Team	.332

AT-BATS

1. 2017 Team	1930
2. 2011 Team	1910
3. 2010 Team	1901
4. 2016 Team	1894
5. 2019 Team	1863

RUNS SCORED

1. 1985 Team	384
2. 2010 Team	380
3. 1986 Team	343
4. 2009 Team	342
5. 2016 Team	340

HITS

1. 2010 Team	579
2. 2009 Team	572
3. 2017 Team	569
4. 2016 Team	554
5. 2004 Team	529

DOUBLES

1. 2010 Team	115
2. 2003 Team	107
3. 2016 Team	106
4. 2017 Team	105
5. 2011 Team	103

TRIPLES

1. 1976 Team	26
2. 1980 Team	20
3. 1981 Team	18
4. 1986 Team	16
5. 2017 Team	15
2012 Team	15

HOME RUNS

1. 2010 Team	75
2. 2021 Team	58
3. 2009 Team	57
4. 2019 Team	48
5. 2017 Team	43

RUNS BATTED IN

1. 2010 Team	347
1985 Team	347
3. 1986 Team	346
4. 2009 Team	322
5. 2016 Team	318

TOTAL BASES

1. 2010 Team	933
2. 2009 Team	865
3. 2017 Team	833
4. 2016 Team	798
5. 2004 Team	737

SLUGGING PCT

1. 1981 Team	.540
2. 1985 Team	.517
3. 1988 Team	.512
4. 1992 Team	.495
5. 2010 Team	.491

WALKS

1. 2016 Team	231
2. 1985 Team	230
3. 1987 Team	207
4. 2017 Team	205
2007 Team	205

HIT BY PITCH

1. 2017 Team	63
2. 2010 Team	60
3. 2011 Team	56
4. 2018 Team	55
5. 2012 Team	53

STRIKEOUTS

1. 2019 Team	556
2. 2018 Team	509
3. 2021 Team	451
4. 2014 Team	442
5. 2012 Team	434

STOLEN BASES

1. 1986 Team	123
2. 1989 Team	104

3. 1987 Team	96
4. 1980 Team	86
5. 2010 Team	84

RUNS PER GAME

1. 1981 Team	8.03
2. 1985 Team	7.68
3. 1992 Team	7.46
4. 1980 Team	7.30
5. 1987 Team	7.15
1986 Team	7.15

HITS PER GAME

1. 2009 Team	11.22
2. 2010 Team	10.53
3. 2017 Team	10.35
4. 2016 Team	10.26
5. 1985 Team	10.16

PUTOUTS

1. 2019 Team	1441
2. 2017 Team	1436
3. 2011 Team	1417
4. 2016 Team	1394
2012 Team	1394

ASSISTS

1. 2011 Team	572
2. 2017 Team	563
3. 1995 Team	559
4. 2012 Team	557
5. 2010 Team	555

ERRORS

1. 2002 Team	120
2. 2001 Team	119
3. 2003 Team	118
1999 Team	118
5. 2008 Team	110

FIELDING PCT

1. 2019 Team	.969
2. 2017 Team	.967
3. 2009 Team	.966
4. 2006 Team	.965
5. 2021 Team	.963
2015 Team	.963

VICTORIES

1. 1985 Team	36
2. 1992 Team	31
3. 1986 Team	30

4. 1988 Team	26
1981 Team	26

ERA

1. 1968 Team	2.53
2. 1980 Team	2.97
3. 1992 Team	3.42
4. 1981 Team	3.47
5. 1988 Team	3.80

SAVES

1. 2019 Team	17
2. 2010 Team	11
3. 2015 Team	10
4. 2021 Team	8
2006 Team	8

LOSSES

1. 2001 Team	46
2. 2005 Team	43
3. 2014 Team	42
4. 2012 Team	41
2008 Team	41

COMPLETE GAMES

1. 1976 Team	25
2. 1985 Team	23
3. 1992 Team	20
4. 1990 Team	19
1989 Team	19
1988 Team	19

INNINGS PITCHED

1. 2019 Team	480.1
2. 2017 Team	478.2
3. 2011 Team	472.1
4. 2016 Team	464.2
2012 Team	464.2

HITS ALLOWED

1. 2004 Team	689
2. 2010 Team	669
3. 2011 Team	668
4. 2007 Team	636
5. 2012 Team	626

RUNS ALLOWED

1. 2016 Team	484
2. 2018 Team	482
3. 2008 Team	480
4. 2004 Team	479
5. 2012 Team	456

HOMERS ALLOWED

1. 2009 Team	83
2. 2018 Team	82
3. 2001 Team	75
4. 2004 Team	74
5. 2002 Team	64

WILD PITCHES

1. 2016 Team	81
2. 2019 Team	69
3. 2018 Team	65
4. 2000 Team	61
5. 1995 Team	59

EARNED RUNS

1. 2016 Team	430
2. 2004 Team	418
3. 2018 Team	415
4. 2000 Team	385
5. 2008 Team	381

HIT BATSMEN

1. 2013 Team	88
2. 2010 Team	83
3. 2012 Team	72
4. 2016 Team	71
5. 2015 Team	70

WALKS

1. 2016 Team	323
2. 2015 Team	310
3. 2017 Team	293
4. 2018 Team	262
5. 2008 Team	250

STRIKEOUTS

1. 2019 Team	431
2. 2017 Team	429
3. 2021 Team	413
4. 2016 Team	369
5. 2013 Team	364

TEAM RECORDS (DIVISION I ERA)

GAMES PLAYED

1. 2019 Team	56
2. 2011 Team	56
3. 2017 Team	55
4. 2010 Team	55
5. 2007 Team	55
6. 2006 Team	55
7. 2005 Team	55
8. 1999 Team	55

BATTING AVERAGE

1. 2009 Team	.323
2. 2003 Team	.306
3. 2010 Team	.305
4. 2017 Team	.295
5. 2016 Team	.293
6. 2004 Team	.293

AT-BATS

1. 2017 Team	1930
2. 2011 Team	1910
3. 2010 Team	1901
4. 2016 Team	1894
5. 2019 Team	1863

RUNS SCORED

1. 2010 Team	380
2. 2009 Team	342
3. 2016 Team	340
4. 2017 Team	335
5. 2011 Team	330
6. 2003 Team	330

HITS

1. 2010 Team	579
2. 2009 Team	572
3. 2017 Team	569
4. 2016 Team	554
5. 2004 Team	529

DOUBLES

1. 2010 Team	115
2. 2003 Team	107
3. 2016 Team	106
4. 2017 Team	105
5. 2011 Team	103

TRIPLES

1. 2017 Team	15
2. 2012 Team	15
3. 2019 Team	14
4. 2018 Team	12

2016 Team	12
-----------	----

HOME RUNS

1. 2010 Team	75
2. 2021 Team	58
3. 2009 Team	57
4. 2019 Team	48
5. 2017 Team	43

RUNS BATTED IN

1. 2010 Team	347
2. 2009 Team	322
3. 2016 Team	318
4. 2017 Team	301
5. 2003 Team	300

TOTAL BASES

1. 2010 Team	933
2. 2009 Team	865
3. 2017 Team	833
4. 2016 Team	798
5. 2004 Team	737

SLUGGING PCT

1. 2010 Team	.491
2. 2009 Team	.488
3. 2003 Team	.457
4. 2017 Team	.432
5. 2016 Team	.421

WALKS

1. 2016 Team	231
2. 2017 Team	205
3. 2007 Team	205
4. 2003 Team	204
5. 2011 Team	199

HIT BY PITCH

1. 2017 Team	63
2. 2010 Team	60
3. 2011 Team	56
4. 2018 Team	55
5. 2012 Team	53

STRIKEOUTS

1. 2019 Team	556
2. 2018 Team	509
3. 2021 Team	451
4. 2014 Team	442
5. 2012 Team	434

STOLEN BASES

1. 2010 Team	84
2. 2000 Team	68
3. 2005 Team	61
4. 2017 Team	59
5. 1999 Team	54

RUNS PER GAME

1. 2010 Team	6.91
2. 2003 Team	6.88
3. 2009 Team	6.71
4. 2016 Team	6.30
5. 2017 Team	6.09

HITS PER GAME

1. 2009 Team	11.22
2. 2010 Team	10.53
3. 2017 Team	10.35
4. 2016 Team	10.26
5. 2003 Team	10.13

PUTOUTS

1. 2019 Team	1441
2. 2017 Team	1436
3. 2011 Team	1417
4. 2016 Team	1394
5. 2012 Team	1394

ASSISTS

1. 2011 Team	572
2. 2017 Team	563
3. 1995 Team	559
4. 2012 Team	557
5. 2010 Team	555

ERRORS

1. 2002 Team	120
2. 2001 Team	119
3. 2003 Team	118
4. 1999 Team	118
5. 2008 Team	110

FIELDING PCT

1. 2019 Team	.969
2. 2017 Team	.967
3. 2009 Team	.966
4. 2006 Team	.965
5. 2021 Team	.963
6. 2015 Team	.963

VICTORIES

1. 2019 Team	25
2. 2017 Team	25
3. 2010 Team	24
4. 2009 Team	21
5. 2011 Team	20
6. 2006 Team	20

ERA

1. 2021 Team	5.24
2. 2006 Team	5.26
3. 2019 Team	5.56
4. 1996 Team	5.58
5. 2005 Team	5.77

SAVES

1. 2019 Team	17
2. 2010 Team	11
3. 2015 Team	10
4. 2021 Team	8
5. 2006 Team	8

LOSSES

1. 2001 Team	46
2. 2005 Team	43
3. 2014 Team	42
4. 2012 Team	41
5. 2008 Team	41

COMPLETE GAMES

1. 2001 Team	16
2. 1994 Team	15
3. 1995 Team	13
4. 2002 Team	12
5. 1998 Team	12
6. 1993 Team	12

INNINGS PITCHED

1. 2019 Team	480.1
2. 2017 Team	478.2
3. 2011 Team	472.1
4. 2016 Team	464.2
5. 2012 Team	464.2

HITS ALLOWED

1. 2004 Team	689
2. 2010 Team	669
3. 2011 Team	668
4. 2007 Team	636
5. 2012 Team	626

RUNS ALLOWED

1. 2016 Team	484
2. 2018 Team	482
3. 2008 Team	480
4. 2004 Team	479
5. 2012 Team	456

HOMERS ALLOWED

1. 2009 Team	83
2. 2018 Team	82
3. 2001 Team	75
4. 2004 Team	74
5. 2002 Team	64

WILD PITCHES

1. 2016 Team	81
2. 2019 Team	69
3. 2018 Team	65
4. 2000 Team	61
5. 1995 Team	59

EARNED RUNS

1. 2016 Team	430
2. 2004 Team	418
3. 2018 Team	415
4. 2000 Team	385
5. 2008 Team	381

HIT BATSMEN

1. 2013 Team	88
2. 2010 Team	83
3. 2012 Team	72
4. 2016 Team	71
5. 2015 Team	70

WALKS

1. 2016 Team	323
2. 2015 Team	310
3. 2017 Team	293
4. 2018 Team	262
5. 2008 Team	250

STRIKEOUTS

1. 2019 Team	431
2. 2017 Team	429
3. 2021 Team	413
4. 2016 Team	369
5. 2013 Team	364

TEAM RECORDS

MISCELLANEOUS TEAM RECORDS

Most consecutive wins to open season.....	7, 1979
Most consecutive wins	16, 1985
Most consecutive losses to open season.....	10, 1993
Most consecutive losses	17, 2018
Most consecutive home wins	16, 1989
Most consecutive home losses	14, 2000 and 2005
Most consecutive road wins	7, Several Tied
Most consecutive road losses	16, 2006
Most consecutive hits	8, Roger Gum vs. Bethel (DH), 1987
Most consecutive strikeouts (pitcher).....	10, Joe Kuchar vs. Union, 1972
Most consecutive home runs in a game ...	3, Gary Barfield vs. Christian Brothers, 1991
Most consecutive strikeouts to start game.....	10 vs. Lawrence, 1972

TEAM OFFENSIVE RECORDS

INNING RECORDS

Most hits.....	8 at Austin Peay, May 12, 2014
.....	8 at Eastern Kentucky, April 22, 2011
Most runs	11 at Arkansas State, Feb. 27, 2021
.....	11 vs. Chicago State, Feb. 28, 1997
Most home runs	4 vs. Jacksonville State, March 27, 2010
Most stolen bases	4 (3 times), last vs. Murray State, April 28, 2015

GAME RECORDS

Most at bats.....	72 vs. Rhodes College, 1985
Most hits.....	28 vs. Berea College, March 27, 2003
Most runs	32 vs. Berea College, March 27, 2003
Most doubles	9 vs. Murray State, 2003
Most triples	3 vs. Memphis, April 22, 2009
.....	3 vs. Harding, April 6, 2004
Most home runs	7 at Tennessee Tech, April 25, 2009
Most runs batted in.....	30 vs. Berea College, March 27, 2003
Most stolen bases	7 (twice), 1986
Most walks	16 at Arkansas State, Feb. 27, 2021
.....	16 vs. Christian Brothers, 1991
Most strikeouts	18 vs. Southern Miss, Feb. 23, 2018
Most left on base	17 vs. Austin Peay, May 20, 2011

TEAM PITCHING RECORDS

INNING RECORDS

Most runs allowed	25 vs. Belmont, March 29, 2015
Most earned runs allowed	20 vs. Belmont, March 29, 2015
Most home runs allowed	7 vs. Belmont, March 29, 2015

GAME RECORDS

Most runs allowed	34 vs. Belmont, March 29, 2015
Most earned runs allowed	32 vs. Belmont, March 29, 2015
Most hits allowed.....	31 vs. Southeast Missouri, March 26, 2016
.....	31 vs. Belmont, March 29, 2015
Most home runs allowed	12 vs. Belmont, March 29, 2015
Most walks	15 at Morehead State, April 17, 2016
.....	15 vs. Evansville, March 8, 2016
.....	15 at Kentucky, March 10, 2007
.....	15 vs. Bradley, Feb. 29, 2004
.....	15 at Arkansas-Little Rock, 2003
Most strikeouts.....	21 vs. Washington University, 1972
.....	21 vs. Arkansas-Little Rock, 2002

TEAM FIELDING RECORDS

GAME RECORDS

Most putouts.....	46 at Memphis, May 12, 2015
Most assists	21 vs. Northern Illinois, 2001
Most errors.....	9 vs. Illinois-Chicago, 2002
Most double plays.....	4 vs. Tennessee Tech, 2003
.....	4 at Morehead State, April 20, 2008

INDIVIDUAL OFFENSIVE RECORDS

GAME RECORDS

Most at bats.....	7 on 13 occasions;
..... last:	Sean Dixson at Grambling State, March 27, 2021
Most hits . . .	6, Scott McLean vs. Lipscomb, April 25, 2007
Most runs . . .	6, Trey Karlen vs. Cleveland State, March 20, 2010
.....	6, Chad Wyatt vs. Louisville, April 20, 1995
.....	6, Scott McLean vs. Lipscomb, April 25, 2007
Most doubles	3, Several Tied;
..... last:	Josh Hauser, vs. Eastern Kentucky, March 31, 2017
Most triples	2, Several Tied;
..... last:	Jordan Stoner vs. Southeast Missouri, March 16, 2018
Most home runs . . .	3, Gary Barfield vs. Christian Brothers, 1991
.....	3, Chad Wyatt vs. Louisville, April 20, 1995
Most runs batted in	8 on four occasions;
..... last:	Christian Hall at Arkansas State, Feb. 27, 2021
Most stolen bases . . .	4, Churchill Moore vs. Union, 1986
Most walks	7, Ricky Harris vs. Lambuth, 1977
Hit by pitch most . . .	3, Ryan Bethel vs. Bethel, April 24, 2002
.....	3, Bart Hammack vs. Illinois-Chicago, 2002
Most total bases	14, Chad Wyatt vs. Louisville, 1995
Most extra-base hits	3, Several Tied
Most sacrifice hits	3, Several Tied
Most sacrifice flies	2, Several Tied

INDIVIDUAL PITCHING RECORDS

GAME RECORDS

Most innings pitched.....	12, Eddy Eckert, 1968
Most strikeouts	19, Eddy Eckert vs. Lambuth, 1969
Most walks	10, John Fowler vs. TSU, 1986
Most runs allowed	12, Several Tied
Most earned runs	11, Several Tied
Most hits	15 on two occasions

INDIVIDUAL FIELDING RECORDS

GAME RECORDS

Most putouts . . .	21, Ryan Bethel vs. Ark.-Little Rock, 2002
Most assists . . .	9, Sonny Mastromatteo at Murray State, April 6, 2012
.....	9, Cody Terry vs. Belmont, May 12, 2010

SEASON RECORDS

VICTORIES

1. Coty Green	9	2010
Mike Hayes	9	1986
3. Alex Evans	8	2017
Alex Evans	8	2016
David Strange	8	1993
Dick Windbigler	8	1973
Ray Frame	8	1968
8. Alec Mills	7	2011
Mike Eatherly	7	1992
Shannon Haggard	7	1992
David White	7	1990
Randy Coffman	7	1988
Bruce Beckman	7	1985
Larry White	7	1981
Mike Bennett	7	1980
Dick Windbigler	7	1970

STRIKEOUTS

1. Jody Fuller	118	1998
2. Winston Cannon	83	2021
3. Dalton Westfall	81	2017
4. Sam Folks	77	2021
Winston Cannon	77	2019
6. Alec Mills	74	2012
7. Alex Evans	73	2017
8. Alex Martin	72	2015
Wesley Freeman	72	1999
10. Dom Bazzani	71	2016
Dan Tobik	71	2013

COMPLETE GAMES

1. Danny Mitchell	8	1976
2. Jason Sullivan	7	2001
Wesley Freeman	7	1999
Jody Fuller	7	1998
Mike Hayes	7	1986
Martin Newby	7	1985
Tommy Glass	7	1976
8. Terry Jackson	6	1990
Alan Reynolds	6	1982
10. Brian Rosbury	5	1995
Chris Payne	5	1993
Mike Eatherly	5	1992
Randy Coffman	5	1988
John Daniel	5	1988
Bruce Beckman	5	1985
Wade Freeman	5	1985
Mike Prather	5	1984
Mike Prather	5	1983
Bruce Wyatt	5	1981

INNINGS PITCHED

1. Wesley Freeman	107.1	1999
2. Jason Sullivan	96.0	2002
Brian Rosbury	96.0	1995
4. Coty Green	94.0	2009
5. Dan Tobik	91.0	2011
6. Heath Doyle	90.0	2000
7. Adam Ledlow	89.2	2006
8. Alec Mills	89.0	2012
9. Alex Evans	88.1	2016
10. Coty Green	87.2	2010

SAVES

1. Nick Wohlbold	13	2019
2. Patrick Bernard	8	2015
3. Wes Alsup	7	2010
4. David Hussey	6	2021
Chadwick Cameron	6	2006
6. Dan Tobik	5	2012
Ray Frame	5	1968
8. Alex Evans	4	2017
John Houston	4	2014
Stu Jones	4	2013
Wes Patterson	4	2008
Frank Perez	4	1987
Frank Perez	4	1986
Russ Hopper	4	1985

GAMES STARTED

1. Wesley Freeman	17	1999
2. Austen Bullington	15	2019
Dan Tobik	15	2011
Danny Kelley	15	2011
Coty Green	15	2010
Adam Ledlow	15	2006
Jason Venczel	15	2001
Brian Rosbury	15	1995
9. Winston Cannon	14	2021
Sam Folks	14	2019
Winston Cannon	14	2019
Winston Cannon	14	2018
Dalton Westfall	14	2017
Dom Bazzani	14	2016
Alec Mills	14	2012
Coty Green	14	2009
Jacob Smothers	14	2006
Ryan Rockholt	14	2006
Ben Meador	14	2004

GAMES PLAYED

1. Jordan Stoner	56	2019
Blake Davis	56	2019
Creighton Eldridge	56	2019
Cody Terry	56	2011
5. Josh Hauser	55	2017
Ryan Helgren	55	2017
Chase Okey	55	2011
Cory Stooksbury	55	2011
Ty Nelson	55	2010
Trey Karlen	55	2010

AT BATS

1. Cody Terry	228	2011
Cody Terry	228	2010
3. Bryant Jones	226	2004
4. Trey Karlen	222	2011
5. Ryan Helgren	219	2017
6. Jordan Stoner	217	2019
Tanner Wessling	217	2017
Taylor Douglas	217	2015
9. Trey Karlen	216	2010
10. Jordan Owen	215	2010

BATTING AVERAGE

1. David Couch	.488	1977
2. Richie Craven	.484	1985
3. Walter Glass	.436	1976
4. Richard Matz	.435	1990
5. Jimmy Carey	.431	1994
6. Roger Gum	.429	1987
7. Bryant Jones	.425	2004
8. Scott Gladstone	.420	2009
9. Ricky Jackson	.416	1985
Scott McMackin	.416	1989

RUNS SCORED

1. Richard Craven	74	1985
2. Churchill Moore	70	1986
3. Trey Karlen	61	2010
4. Jim Willis	58	1985
5. Mark Hartsfield	56	2009
6. Trey Karlen	55	2011
Bryant Jones	55	2004
8. Ty Nelson	53	2010
9. Roger Gum	52	1986
10. Cody Terry	51	2010

HITS

1. Bryant Jones	96	2004
2. Ty Nelson	84	2010
Scott Gladstone	84	2009
4. Jordan Stoner	79	2018
Mark Hartsfield	79	2009
6. Trey Karlen	77	2010
Miles Hartsfield	77	2009
8. Tanner Wessling	76	2017
9. Cody Terry	74	2010
Richard Craven	74	1985

DOUBLES

1. Trey Karlen	22	2010
2. Ty Nelson	20	2010
3. Trey Karlen	19	2011
4. Taylor Douglas	18	2015
Walter Glass	18	1985
6. Jordan Stoner	17	2019
Jordan Stoner	17	2018
Darrel Risberg	17	1986
9. Dan Kerwin	16	2017

Dan Kerwin	16	2016
------------	----	------

TRIPLES

1. Walter Glass	9	1978
2. Donnie Mitchell	7	1981
3. Creighton Eldridge	6	2017
Jordan Owen	6	2012
5. Sean Dixson	4	2019
Jordan Stoner	4	2018
Tanner Wessling	4	2017
Ty Nelson	4	2010
Blake Turner	4	2007
Zach Dean	4	2005
Steve Gadlage	4	1994
Bill Glass	4	1988
Churchill Moore	4	1987
Roger Gum	4	1986
Churchill Moore	4	1986
Matt Phillips	4	1986
David Smith	4	1980
Dale Horn	4	1976

HOME RUNS

1. Jordan Owen	18	2010
2. Don Jackson	17	1972
3. Wes Patterson	15	2010
Brian Baker	15	2000
5. Trey Karlen	14	2010
Jim Willis	14	1985
7. Wil LaFollette	12	2021
Mark Hartsfield	12	2009
9. Ethan Whitley	11	2021
Taylor Douglas	11	2015
Wes Patterson	11	2009
Chuck Seymour	11	1998
Bryan Bullington	11	1995
Jimmy Carey	11	1992

RUNS BATTED IN

1. Wes Patterson	64	2010
2. Jim Willis	58	1985
3. Cody Terry	55	2010
4. Miles Hartsfield	52	2009
5. Jordan Owen	51	2010
6. Taylor Douglas	47	2015
Wes Patterson	47	2009
8. Trey Karlen	46	2011
Jimmy Carey	46	1992
10. Casey Harford	45	2019
Ty Nelson	45	2010
Trey Karlen	45	2010
Brett Spivy	45	2004

TOTAL BASES

1. Trey Karlen	145	2010
2. Jordan Owen	138	2010
3. Ty Nelson	136	2010
4. Bryant Jones	133	2004
5. Mark Hartsfield	131	2009
6. Taylor Douglas	127	2015
7. Wes Patterson	126	2010
Richard Craven	126	1985
9. Miles Hartsfield	124	2009
10. Jordan Stoner	116	2018
Cody Terry	116	2010

SLUGGING PERCENTAGE

1. Don Jackson	1.224	1972
2. Richard Craven	.818	1985
3. Jim Willis	.748	1985

4. Donnie Mitchell	.743	1981
5. Jimmy Carey	.732	1992
6. Mike Brown	.730	1988
7. Jim Willis	.673	1983
8. Trey Karlen	.671	2010
Bryan Bullington	.671	1995
10. Gary Slayden	.670	1982

BASE ON BALLS

1. Chase Okey	41	2011
2. Richard Craven	40	1985
3. Hunter Hart	35	2003
4. Creighton Eldridge	34	2019
Chuck Seymour	34	1998
6. Matt Hirsch	32	2015
Chase Young	32	2014
Mike Brown	32	1988
9. Trey Karlen	31	2010
10. Kelly Davis	30	2003
Michael York	30	1991
Chad Green	30	2007

HIT BY PITCH

1. Jordan Stoner	18	2019
2. Jordan Stoner	16	2018
Bart Hammock	16	2001
4. Jordan Owen	15	2012
5. Brad Smith	14	1999
6. Trey Karlen	13	2010
7. Chase Okey	12	2011
Brian Jordan	12	2003
Bart Hammock	12	2002
Steve Gadlage	12	1994

STOLEN BASES

1. Churchill Moore	65	1986
2. Churchill Moore	33	1987
3. Trey Karlen	30	2010
4. Walter Glass	28	1976
5. Brian Henley	24	1989
6. Stanley Click	23	1988
7. Trey Karlen	21	2011
8. Chad Green	20	2007
9. Ty Nelson	19	2010
10. Bryant Jones	18	2004
Greg McKnight	18	1989

PUTOUTS

1. Blake Davis	425	2019
2. Wes Patterson	413	2010
3. Blake Davis	404	2021
4. Ethan Whitley	400	2019
5. Wes Patterson	376	2011
6. Nico Zych	367	2015
7. Chuck Seymour	362	1999
Brian Jordan	362	2003
9. Jason Hockaday	357	2006
10. Hunter McLemore	345	1993

ASSISTS

1. Cody Terry	172	2011
2. Cody Terry	164	2010
3. Cody Terry	157	2009
4. Jason Moore	155	2005
5. Brett Young	153	1995
6. Lance Renton	149	2006
Roger Deskins	149	1985
8. Sonny Mastromatteo	145	2012
9. Chris Ervin	141	1993
10. Chad Wyatt	140	1995

69

CAREER RECORDS

GAMES PLAYED

1. Jordan Owen	204	2009-12
2. Cody Terry	199	2008-11
3. Douglas Nicodemus	195	2003-07
4. Bryant Jones	191	2001-04
5. Nico Zych	189	2012-15
6. Wes Patterson	188	2008-11
7. Paul Slack	183	1997-00
8. Lanier English	182	1998-01
9. Adam Gibson	178	1999-02
10. Brian Jordan	174	1999-03

AT BATS

1. Cody Terry	750	2008-11
2. Jordan Owen	742	2009-12
3. Nico Zych	675	2012-15
4. Wes Patterson	656	2008-11
5. Bryant Jones	651	2001-04
6. Lanier English	626	1998-01
7. Douglas Nicodemus	622	2003-07
8. Blake Davis	619	2018-active
9. Paul Slack	608	1997-00
10. Ethan Whitley	607	2018-active
Adam Gibson	607	1999-02

BATTING AVERAGE

1. Walter Glass	.423	1975-76
2. David Couch	.415	1977-78
3. Don Jackson	.408	1972-73
4. Greg King	.394	1990-91
Richard Matz	.394	1990-91
6. Donnie Mitchell	.393	1980-81
7. Darrel Risberg	.392	1986-88
8. Scott McMackin	.385	1989-90
9. Brian Henley	.383	1989-90
10. Roger Gum	.382	1986-87

RUNS SCORED

1. Cody Terry	145	2008-11
2. Wes Patterson	132	2008-11
3. Darrel Risberg	126	1985-88
4. Bryant Jones	120	2001-04
5. Churchill Moore	119	1986-87
Paul Slack	119	1997-00
7. Trey Karlen	116	2010-11
8. Jordan Owen	112	2009-12
9. Jim Willis	105	1983-85
Mark Stafford	105	1972-75

HITS

1. Cody Terry	226	2008-11
2. Jordan Owen	224	2009-12
3. Bryant Jones	218	2001-04
4. Wes Patterson	200	2008-11
5. Nico Zych	182	2012-15
6. Lanier English	180	1998-01
7. Paul Slack	172	1997-00
8. Darrel Risberg	169	1986-88
9. Adam Gibson	166	1999-02
10. Matt Pumo	159	1982-85

DOUBLES

1. Cody Terry	47	2008-11
2. Wes Patterson	45	2008-11
3. Jordan Owen	43	2009-12
4. Trey Karlen	41	2010-11
5. Darrel Risberg	36	1986-88
6. Jordan Stoner	34	2018-19
Adam Gibson	34	1999-02
Brian Jordan	34	1999-03
Dan Stephens	34	2000-03
10. Taylor Douglas	33	2014-15
Paul Slack	33	1997-00

TRIPLES

1. Walter Glass	17	1975-76
2. Creighton Eldridge	9	2017-19
Donnie Mitchell	9	1980-81
3. Churchill Moore	8	1986-87
4. Sean Dixon	7	2019-21

Jordan Owen	7	2009-12
7. Creighton Eldridge	6	2017-19
Zach Dean	6	2005-06
Matt Phillips	6	1985-86
Troy Crawford	6	1996-00
Matt Pumo	6	1982-85

HOME RUNS

1. Wes Patterson	39	2008-11
2. Jordan Owen	35	2009-12
3. Jim Willis	32	1983-85
4. Ethan Whitley	30	2018-active
5. Trey Karlen	23	2010-11
6. Don Jackson	22	1972-73
7. Creighton Eldridge	19	2017-19
Brett Spiivy	19	2003-06
Chuck Seymour	19	1998-99
10. Taylor Douglas	18	2014-15

RUNS BATTED IN

1. Wes Patterson	171	2008-11
2. Jim Willis	160	1983-85
3. Jordan Owen	134	2009-12
4. Cody Terry	124	2008-11
5. Casey Harford	111	2018-active
6. Gene Jones	99	1987-89
7. Tim James	98	1985-87
8. Mack Moore	96	1974-78
9. Ethan Whitley	93	2018-active
Darrel Risberg	93	1986-88

BASE ON BALLS

1. Paul Slack	96	1999-00
2. Wes Patterson	85	2008-11
3. Hunter Hart	83	2001-04
4. Bill Glass	76	1984-88
5. Jim Willis	75	1983-85
6. Darrel Riseberg	72	1985-88
7. Creighton Eldridge	68	2017-19
8. Chase Okey	67	2011-12
9. Bryant Jones	64	2001-04
David Couch	64	1977-78

STOLEN BASES

1. Churchill Moore	98	1986-87
2. Walter Glass	56	1975-76
3. Trey Karlen	51	2010-11
4. Stanley Click	38	1988-89
Brian Henley	38	1989-90
6. Ricky Jackson	33	1985-88
7. Lanier English	31	1998-01
8. Darrel Risberg	30	1986-88
Larry Hudson	30	1978-81
10. Ron Harrison	29	1989-90

PUTOUTS

1. Wes Patterson	1,293	2008-11
2. Blake Davis	1,283	2018-active
3. Ethan Whitley	1,150	2018-active
4. Tim Pearcy	1,030	1984-87
5. Chuck Seymour	698	1998-99
6. Brian Berryman	640	2003-05
7. Jason Hockaday	613	2006-07
8. Brian Jordan	606	1999-03
Joe Ayers	606	2000-01
10. Chase Okey	580	2011-12

ASSISTS

1. Cody Terry	555	2008-11
2. Bryant Jones	444	2001-04
3. Paul Slack	359	1997-00
4. Casey Harford	333	2018-active
5. Douglas Nicodemus	328	2003-07
6. Nico Zych	302	2012-15
7. Josh Hauser	272	2016-17
8. Sonny Mastromatteo	270	2012-13
9. Bill Glass	269	1984-88
10. Cory Stooksbury	267	2010-11
Scott Gladstone	267	2008-09

VICTORIES

1. Dick Windbigler	26	1970-73
2. Mike Hayes	19	1984-87
3. Winston Cannon	18	2017-21
4. Ray Frame	17	1964-68
5. Alex Evans	16	2016-17
6. Martin Newby	15	1983-86
Michael Blount	15	1995-98
8. Coty Green	14	2009-10
9. Alec Mills	13	2010-12
Randy Coffman	13	1988-89
Mike McSwain	13	1987-90

COMPLETE GAMES

1. Mike Hayes	17	1984-87
2. Michael Blount	15	1995-98
3. Martin Newby	14	1983-88
4. Mike Prather	10	1983-84
Jason Sullivan	10	2001-02
Jody Fuller	10	1995-98
Mike McSwain	10	1987-90
8. Chris Payne	9	1993-94
Terry Jackson	9	1989-90
Randy Coffman	9	1988-89

STRIKEOUTS

1. Larry White	2.00	1980-81
2. Craig Rogers	2.64	1980-82
3. Brad Meadows	2.82	2002
4. Alan Reynolds	2.96	1981-82
5. Mike McSwain	3.20	1987-90
6. Mike Eatherly	3.21	1991-92
7. Bruce Wyatt	3.33	1981-82
8. Mike Prather	3.53	1983-84
9. Trent Latta	3.76	1994-96
10. Frank Perez	3.92	1986-87

EARNED RUN AVERAGE

1. Winston Cannon	286	2017-21
Jody Fuller	267	1995-98
3. Dan Tobik	263	2010-13
4. Sam Folks	223	2017-21
5. Michael Blount	183	1995-98
6. Carter Smith	175	2012-15
7. Mike Hayes	167	1984-87
8. Alec Mills	165	2010-12
9. David Hussey	159	2018-21
10. Adam Ledlow	156	2004-07

APPEARANCES

1. Dustin Summers	96	2002-05
2. Alex Boshers	82	2010-14
3. Dan Tobik	80	2010-13
4. David Hussey	79	2018-21
5. Micky Dobson	70	2003-06
Jody Fuller	70	1995-98
7. Alec Mills	67	2010-13
Adam Ledlow	67	2004-07
9. Sam Folks	66	2017-21
10. Winston Cannon	64	2017-21

INNINGS PITCHED

1. Winston Cannon	303.1	2017-21
2. Michael Blount	285.0	1995-98
3. Jody Fuller	276.1	1995-98
4. Dan Tobik	275.0	2010-13
5. Sam Folks	274.1	2017-21
6. Adam Ledlow	251.1	2004-07
7. Alex Boshers	246.2	2010-14
8. Mike Hayes	218.0	1984-87
9. Carter Smith	213.1	2012-15
10. Jacob Smothers	209.0	2003-07

SAVES

1. Nick Wohlbold	16	2018-21
2. Patrick Bernard	9	2015-16
3. Dan Tobik	8	2010-13
Chadwick Cameron	8	2006-07
Frank Perez	8	1986-87
6. David Hussey	7	2018-21
Wes Alsup	7	2009-10
7. Brendan Lozupone	33	2009-12
Russ Hopper	7	1982-85
8. Justin Bryant	32	2003-05
9. Alex Evans	5	2016-17
Dan Tobik	30	2010-13
Wes Patterson	5	2008-11
Dustin Summers	5	2002-05
Jody Fuller	5	1995-98
Ray Frame	5	1964-68

GAMES STARTED

1. Winston Cannon	55	2017-21
2. Michael Blount	49	1995-98
3. Sam Folks	45	2017-21
4. Mike Hayes	38	1984-87
5. Adam Ledlow	37	2004-07
6. Jody Fuller	36	1995-98
7. Brendan Lozupone	33	2009-12
8. Justin Bryant	32	2003-05
9. Dan Tobik	30	2010-13
Jacob Smothers	30	2003-07

ALL-TIME ROSTER

A

Steve Adcock 1985-89
 Anthony Adduci 2017-18
 Konnor Aherin 2017-18
 Tyler Albright 2016-18
 Jacob Alexander 2014
 Bobby Alford 2000-03
 Jason Alford 1997-00
 Dick Algire 1971
 Lance Alsop 2007-09
 Wes Alsop 2009-10
 JoJo Allen 2017-18
 T.J. Allen 1999-01
 Kayo Anderson 2003-04
 Isaac Armstrong 2012-13
 Dee Arnold 1993-94
 Ben Aslett 2017-18
 Connor Aube 2017
 Simon Auter 2001
 Joe Ayers 2001
 Mark Aylor 1994

B

Wes Bacon 1999-2002
 Hayden Bailey 2016
 Brian Baker 2000
 Max Balter 2014
 Dale Barbiea 1986-87
 Joe Barker 1971-72
 Gary Barfield 1991-92
 Kevin Barger 1992-93
 Kyle Bargery 2009-13
 Justin Barnes 2010-11
 Barry Barnett 1971-72
 Matthew Barnett 1996-97
 Stacy Batey 1988
 Marek Bauner 2020
 Brian Baxa 2018-2019
 Dom Bazzani 2016-2019
Alec Beaman 2021-current
 Bruce Beckman 1984-85
Blaze Bell 2021-current
Drew Bell 2020-current
 David Belote 1972-73, 1976
 Mike Bennett 1979-80
 Patrick Bernard 2015-2016
 Brian Berryman 2004-05
 Marcus Bersozza 2019
 Ryan Bethel 2002-03
 Lee Bethune 2000-01
 Casey Bevis 2000-02
 Kent Billings 1979
 Andrew Bixby 2008
 William Blackmon 2007-08
Wesley Bomar 2020-current
 Tyler Borski 2017-18
 Ben Bottoms 2008-09
 Adam Bowker 2006-09
 Michael Blount 1995-98
 Alex Boshers 2010-14
 William Bradford 1989
Cameron Brady 2021-current
 Brent Bramblett 1976
 Ricky Bratcher 1983
 Ben Brewer 2010-13
 Caleb Brewer 2017-18
 Hunter Britcliffe 2011-12
 Jonah Brody 2017-2019
 Jeff Brooks 1989-90
 Alex Brown 2016
 Mike Brown 1987-88
 Wally Brown 1971, 73-74
 Nick Bruner 2004-05
 Justin Bryant 2003-05
 Carney Bryson 1979-80
 Jay Buford 1976
 Austen Bullington 2018-19
 Bryan Bullington 1994-95
 Pat Bunch 2003

Mark Buttrum 1994
 Austin Buzick 2018-2019

C

Peyton Cain 2017-18
 Chadwick Cameron 2006-2007
 Ben Campbell 2012
 Winston Cannon 2017-21
 Jimmy Carey 1992
 Isaac Carrel 2014-15
 Josh Carter 2000
 Jerron Casey 2010
 Rodney Cash 1981-82
 Tim Cash 1981
 Andrew Castillo 2015-2016
 Bo Caviness 1986
 Jimmy Champion 1979-80
 Jack Chaney 1977-80
 Bryce Carden 2006-08
 Lin Cates 2008-09
 Randy Chism 1985-88
 Chris Clapper 1993-94
 Stanley Click 1988-89
 Randy Coffman 1988-89
 Mike Coggins 1971-74
 Kyle Coleman 1988-89
 Wade Collins 2012-13
 Hayden Cooper 2019-21
 Donnie Corey 2002-03
 David Couch 1977-78
 Kevin Cowling 1994
 Taylor Cox 2012-14
 Tyson Cox 2019
 Richie Craven 1985
 Troy Crawford 1995-98, 2000
Grant Crihfield 2022-current
Jack Culumovic 2020-current
 Dylan Cupples 2010-11

D

John Daniel 1987-88
 Blake Daniels 2019-21
 Tandy Darby 1996
Blake Davis 2018-current
 Bubba Davis 1975
 Jimmy Davis 1988-89
 Kelly Davis 2000-03
 Mitch Davis 1981-82
 Kirk Davison 1998-99
 Dewitt Day 1974-77
 Zach Dean 2005-06
 Jake Deason 2012-15
Carson Deer 2021-current
 Justin Deere 1999-00
 Zack Denney 2017-2019
 Roger Deskins 1984-85
 Albert Destrade 2007
Benny DeTrude 2021-current
 Bill Dickerson 1979
Matt Dickey 2022-current
 Sean Dixon 2019-21
 Micky Dobson 2003-06
 Johnny Dodd 1982-83
 Keith Domino 1989
 Mike Donohue 1971-73
 Taylor Douglas 2014-15
 Heath Doyle 2000
 Kyle Dudley 2007-08
 Mitch Dunn 1994-95
 Brad Dyer 1992-94

E

Mike Eatherly 1991-92
 Eddy Eckert 1966-69
 Al Edmiston 1971-73
 Billy Edwards 2018-21
 Collin Edwards 2016-18
 Creighton Eldridge 2017-2019
 Scott Embry 1991-92
 Roger Emory 1974

Lanier English 1998-01
 Justin Entrekin 2001
 Drew Erie 2013-2016
 Chris Ervin 1992-93
 Freddie Essary 1974
 Casey Estill 2003-06
 Marcus Eusebio 2019
 Alex Evans 2016-17

F

Michael Fabrizio 2004
 Bret Fanning 1996
 Phil Ferreira-Alves 2010
Rhett Fetner 2022-current
 Michael Fidler 2015
 Terry Finney 1978
 Brian Fisher 2004
 Drew Flaniken 2009-10
 Chris Flores 2013-15
 Drew Floyd 2010
 Sam Folks 2017-21
 Mitchell Ford 2020-21
 Mike Fortune 1971-72
 John Fowler 1985-87
 Richard Fowler 1971
Cory Francis 2022-current
 Willie Frederick 2011-12
 Wesley Freeman 1999
 Wade Freeman 1985
 Tim Frye 1994
 Jody Fuller 1995-98
 Paul Fullerton 1981-83
Thomas Fullerton 2020-current

G

Steve Gadlage 1994
 Jimmy Gann 2005-06
 Jacob Gansert 2013-15
 Curtis Gardner 1983-84
 Tas Gardner 1990-91
 Nick Gavello 2015-2016
 Adam Gibson 1999-02
 Anthony Gilchrist 1973-74
 Scott Gladstone 2008-09
 Bill Glass 1985-88
 Henry Glass 1976-77
 Walter Glass 1975-77
 Grant Glasser 2012-13
 Frank Glover 1986-88
 Danny Goff 1974
 Ricky Goforth 1977-78
 Sadler Goodwin 2016
 Deryl Gore 1981-82
 Carl Gorgeot 1983
 Terry Graham 1974-75
 Jeff Graves 1993
 Tom Gray 1975-76
 Chad Green 2006-07
 Coty Green 2009-10
 Troy Green 1990
 Zane Gresback 2005-06
 Gene Grubaugh 1971
 Roger Gum 1986-87

H

Micah Hagan 2018
 Shannon Haggard 1991-92
Reid Halfacre 2022-current
 Brett Hall 2002-05
 Christian Hall 2020-21
 Scott Hall 1998-99
 Barry Hamilton 1991-92
 Keith Hamm 1990
 Bart Hammack 2001-02
 Tim Haney 1982-83
Casey Harford 2018-current
 Jack Harlow 1971-72
 Chad Harrell 1992
 Rickie Harris 1977-78
 Ron Harrison 1989-90

Hunter Hart 2001-04
 Mark Hartsfield 2008-09
 Miles Hartsfield 2008-09
 Bryan Harvey 2005-06
 Randall Harvey 1995-96
 John Hatler 1994-95
 Josh Hauser 2016-17
 Mike Hayes 1984-87
 Matt Haynes 2010-13
 Rob Hearnberger 2003
 Ryan Helgren 2016-17
 Brian Henley 1989-90
 Danny Hensley 1979
 Tanner Hensley 2008-09
 Chris Hicks 1983-84
 Wes Hicks 1987-88
 Jeff Hill 1983
 Ryan Hill 2005-06
 Tyler Hilton 2016
 Johnny Hines 1978
 Matt Hirsch 2015-2016
J. Henry Hobson 2022-current
 Jason Hockaday 2006-07
 Kyle Hodge 1996-98
 Troy Holland 2012
 Billy Holt 1999-00
 Kevin Holt 2006-09
 Russ Hopper 1983-85
 Dale Horn 1974-77
 Randy Horn 1971
 Andy Horne 2019-21
 Terry Hornsby 1981, 83-85
 John Houston 2013-14
 Jay Howard 2008-09
 Kevin Hubbard 1980-81
 Larry Hudson 1978-81
 Cole Huffman 1976
 Kendall Huggins 1983-84
 Brock Hughes 2021
 Thomas Hunt 2009
 Greg Hunter 1980-81
 David Hussey 2018-21
Colby Hutto 2022-current

I

Larry Ingle 1978-79
 Phil Ingram 1982
 Ryan Insko 2020-21
 Joey Ivy 2011

J

Don Jackson 1971-73
 Ricky Jackson 1985-88
 Terry Jackson 1989-90
 Tim James 1984-87
 Steve Jett 1991-92
 Byron Johann 2012-13
 Fletcher Johnson 2014-2016
 Jay Johnson 1971-73
 Brian Jordan 1999-03
Baylor Jones 2020-current
 Bryant Jones 2001-04
 Gene Jones 1987-89
 Jacob Jones 2018
 Pat Jones 2009-10
 Preston Jones 2020-21
 Stu Jones 2011-14
 Andrew Joslin 1987-88
 Danny Joyner 1979

K

Austin Kasick 2020
 Trey Karlen 2009-11
 Danny Kelley 2011-12
 Jeff Kelley 1979-80
 Khalil Kendley 2014
 Dan Kerwin 2016-17
 Bob King 1974-75
 Greg King 1990
 Ron King 1971-73

71

ALL-TIME ROSTER

Kenny King 2013-14
 Michael Kirby 1986-87
 Garrett Kirk 2010
 Justin Knees 2003
 Jack Knight 2020
 Joe Kuchar 1971, 73-74

L

Kyle Laberge 2017
Wil LaFollette **2020-current**
 Jordan Lambert 2017
 Ryan Lantz 2008
 Erik Larsen 2011
 Jay Lasley 1997
 Nick Latimer 2005-06
 Trent Latta 1995-96
 Jim Van Leach 1974-75
 Adam Ledlow 2004-07
 Curt Lee 1993-94
Warren Lee **2020-current**
 Mason Libla 2019
 Derek Link 2004-06
 Lee Lockhart 1996
 Larry Long 1971-73
 Brendan Lozupone 2009-12
 Trevor Lundgrin 2012-13
 Nick Luper 2004-06

M

Zack Malone 2014
 Jim Maloney 1974-75
 Alex Martin 2014-15
Eli Martin **2021-current**
 Shayne Martin 2007-08
 Drew Mason 2008-11
 Andrew Massey 2014-15
 Scott Massey 2003-05
 Sonny Mastromatteo 2012-13
 Richard Matz 1990-91
 Tommy McArthur 1991-92
 Chad McDowell 1996-97
 Charles McClain 1990
 Shawn McElyea 2008
 Skipper McGill 1996-97
 Andruw McKenzie 2020
 Matt McKinstry 2016
 Greg McKnight 1989-90
Hunter McLean **2022-current**
 Scott McLean 2004-07
 Hunter McLemore 1991-93
 Harry McLeod 1975-77
 Scott McMackin 1989-90
 Mike McMahon 1974
 Delmer McNeil 2001
 Mike McSwain 1988-90
 Ben Meador 2004
 Brad Meadows 2001-02
Chance Merithew **2020-current**
 Chris Meyer 1996-97
 Jeff Meyers 1974
 Cody Miller 2011-15
 Matt Milligan 2009-12
 Matt Miller 2010
 Alec Mills 2010-12
 Danny Mitchell 1975-78
 Donnie Mitchell 1980-81
 Nick Molina 2014
 Dawson Moncrief 2019-20
 Churchill Moore 1986-87
 Jason Moore 2005-06
 Mack Moore 1974-75, 77-78
 Stephen Moore 2008-09
 Erik Morgan 1996-97
 Brent Morris 2010, 2013-14
 David Morris 1984-87
 Mike Murphy 2015-2016

N

Mikey Nantze 2014-15
 Hagen Nelson 2010-13
 Ty Nelson 2009-10
 Mark Newby 1982-83
 Martin Newby 1983-86
 Tim Nichols 1982
 Douglas Nicodemus 2004-07
 Brady Nighswonger 2002-03
 Flint Northcutt 1991-92
 Jerry Nusky 1981-82

O

Jefferey O'Doherty 2018-21
 Desmond O'Quine 2000
 Daisuke Oda 1994-96
 John Odom 1971
 George Ogilvie 1977-78
 Chase Okey 2011-12
 Mike Oney 1981-82
 Mike Ostby 1992-93
 Jordan Owen 2009-12
 Preston Ozment 1999

P

Luke Parham 2003
 Zach Parham 2005-07
Tanner Park **2022-current**
Addison Parker **2021-current**
 David Parkerson 1976-77
 Danny Patterson 1972-73
 Rodney Patterson 1983-84
 Wes Patterson 2008-11
 Jake Patzner 2016-17
 Luis Paublini 2013-15
 Chris Payne 1993-94
 Tim Pearcy 1984-87
 Frank Perez 1986-87
Seth Petry **2019-current**
 Matt Phillips 1985-86
 Zach Phillips 2009
 Justin Pickle 2017
 Wes Piersall 2013
 Adam Pitt 2001
 Clayton Pittman 2002-04
 Gary Pittman 1983-84
 Reid Pope 2019
 Matt Poteete 2015
 Dalton Potts 2012-15
 Mike Prather 1983-84
 Nick Pribble 2015-16
 Gary Price 2015
 Chad Pritchett 1997-99
 Nick Proto 2016
 Matt Pumo 1982-85
 Jim Puryear 1980-81

R

Joe Raccuglia 2006-08
 Mike Ramsey 1983-84
 Eric Ranson 2011-12
 Bill Rasbach 1971
 Kevin Ray 1992-93
 Steve Ray 1986
 Seth Rayburn 2017-18
 Jason Reed 1988
Tucker Reed **2021-current**
 Mike Reese 1979-80
 Lance Renton 2006-08
 Alan Reynolds 1981-82
 Chris Rezabek 2005-08
 Steve Ricciardo 1976-78
 Billy Richardson 1989
 Rod Rickert 1974
 Alan Rickman 2016
Trey Ricko **2019-current**
 Bill Ridings 1979-80
 Adam Rimmer 2016
 Darrel Risberg 1986-88

Jarrad Robinson 2003-04
 Jack Robinson 1979
 Ryan Rockholt 2006-07
 Jarrell Rodgers 2011
 Luke Rodgers 1999-00
 Chris Roe 2014-2016
 Craig Rogers 1980-82
 Michael Roof 2000-02
 Brian Rosbury 1995
 Chris Ross 2013-14
Lawson Russell **2021-current**

S

Adam Salter 2003-04
 Mike Sanders 1982
 Johnnie Sanfratelo 1996-97
 Hideaki Sato 2005-06
 Cole Schaezner 2015-2016
 Rick Searcy 1977-78
 Shane Seckinger 2016-17
Nate Self **2020-current**
Ben Severance **2022-current**
 Scott Seward 1984-85
 Chuck Seymour 1998-99
 Mike Shambre 1972-75
 Daniel Shaw 2015
 Ronnie Shepard 1984-85
 Frank Sheppard 1976
 Tyler Sherman 2019
 Carson Shrode 2015-18
 Matthew Shunk 2020-21
 Richard Sims 1974
 Chris Sisk 2006-08
 Ric Sisler 1984
 James Skinner 1991-92
 John Skubina 2011-14
 Paul Slack 1997-00
 Gary Slayden 1982
 Brandon Smartt 1998
 Boston Smith 2020-21
 Brad Smith 1998-99
 Carey Smith 1978-79
 Carter Smith 2012-15
 David Smith 1977, 78-81
 Dewayne Smith 1993
Jacob Smith **2022-current**
 Jason Smith 2004
Will Smith **2021-current**
 Jacob Smothers 2004-2007
 Phil Sorensen 2011-14
 Michael Spaulding 1995-96
 Jonathan Spiceland 2000-03
 Brett Spivy 2003-06
 Adam Stacy 2008-11
 Mark Stafford 1973-75
 Keylen Steen 2017
Grayden Stauffer **2021-current**
Eric Steensma **2020-current**
 Dan Stephens 2000-03
 Quinton Stevens 2014-15
 D.D. Stewart 1986
 Jordan Stokes 2010-13
 Jordan Stoner 2018-2019
 Cory Stooksbury 2010-11
Sam Stowe **2022-current**
 David Strange 1993-94
 Cliff Sturdivant 1971
 Rod Sturdivant 1979-80
 Jason Sulliivan 2001-02
 Dustin Summers 2002-05
 Calen Sutton 2007-08
 Shawn Swaringen 2010
 Rick Swayze 1986
 George Sykes 1973-74
 Dillon Symon 2014-2016

T

Olivier Talley 1990-92
 Austin Taylor 2015-2016
 Cody Terry 2008-11

Noah Thigpen 2019-21
 Monte Thomas 1982
 Paul Tinnell 1978-80
 Dan Tobik 2010-13
 Jim Tracey 1978
 Jess Trask 2009-11
 Greg Treadway 1978
 RC Trussell 2012
 Jay Trussler 1995-96
 Kevin Tuck 1982-83
 Blake Turner 2005-08
 Loren Turner 2002-03

U

Ben Upton 2014

V

Brett VanderMeeden 1993-94
 Brad VanderMeeden 1995
 Scott VanNeste 1996-97
 Ben Vesser 2009-10

W

Erik Walker 2006-08
 Don Waller 2002
 Sean Waller 1998
 Tommy Walston 1979-80
 Nate Walters 2006-09
 Nick Walters 2006-08
Noah Walters **2022-current**
 Travis Walters 1993-94
 Donald Ward 1981-82
 Brad Warmath 1996-97
 Brian Washburn 1999-00
 Ken Waymon 1978-79
 Bill Weaver 1979
 Travis Webb 2007-09
 Tanner Wessling 2016-17
 Dalton Westfall 2016-18
 David White 1989-90
 Larry White 1980
Ethan Whitley **2018-current**
 Blake Williams 2015-2019
 Brett Williams 1993
 Hal Williams 1993-95
 Mike Williams 1975-76
 Jim Willis 1983-85
 Lucas Wilmore 2007-09
 Nick Wilson 2011-13
 Randall Wilson 1977-78
 Dick Windbigler 1971-73
 Nick Wohlbold 2018-21
 Curtis Wooten 2000-02
 Robert Worley 2017-2019
 Albert Winn 1989
 Derek Wright 2009-10
Houston Wright **2020-current**
 Bruce Wyatt 1981
 Chad Wyatt 1995-96

Y

Chris Yandell 1990
Ellis Yohn **2022-current**
 Michael York 1991-92
 Brett Young 1995
 Chase Young 2014
 Colton Young 2011
 Dustin Young 1993
 Matt Young 2010-13
 Greg Youree 1987-89

Z

Jackson Zarubin 2014-15
 Bill Zipp 1976-79
 Harold Zonder 1981-82
 Nico Zych 2012-15

ALL-TIME SERIES RESULTS VS. OVC OPPONENTS

ALL-TIME RECORD VS. OPPONENTS

Alabama	1-1	Middle Tennessee	6-20
Alabama A&M	7-0	Millikin	2-1
Arkansas	0-1	Mississippi College	7-6-1
Arkansas-Pine Bluff	4-0	Mississippi Valley State	7-0
Arkansas State	17-32-1	Missouri	0-1
Auburn	0-2	Missouri State	3-8
Augusta College	8-2	Missouri-St. Louis	2-0
Austin Peay	35-94-2	Mississippi Industrial	2-0
Bellarmino	2-0	Mississippi State	0-9
Belmont	29-50	Monmouth	1-1
Berea College	1-0	Morehead State	21-61
Bethel	48-7	Murray State	35-78
Birmingham-Southern	0-4	NJIT	0-1
Bradley	5-7	Nicholls	1-3
Bryant	1-0	North Alabama	33-41-2
Buffalo	2-4	North Dakota State	1-1
Butler	2-1	North Park	1-0
Carroll College	28-3	Northern Illinois	1-4
Carson-Newman	2-0	Northern Iowa	4-5
Central Arkansas	1-8	Northern Kentucky	0-1
Chicago State	4-2-1	Northwestern State	0-3
Christian Brothers	23-6	Notre Dame	1-1
Cincinnati	1-3	Oakland City (Ind.)	15-0
Cleveland State	3-0	Ole Miss	2-18
Connecticut	0-1	Otterbein	0-1
Creighton	0-3	Parsons College	1-1
Dayton	1-2	Presbyterian	0-1
Delta State	7-26	Purdue	1-3
Eastern Illinois	28-43	Quincy College	7-2
Eastern Kentucky	22-59	Rhode Island	2-0
Eastern Michigan	1-2	Rhodes College	9-2
Evansville	6-19	Rockford College	6-0
Florida State	0-2	Rust College	29-2
Freed-Hardeman	16-2	Saint Louis	12-15
Furman	0-1	Samford	9-26
George Washington	0-1	Siena	1-0
Georgia Southern	0-3	South Alabama	1-3
Georgia State	1-0	South Dakota State	3-5
Grambling State	2-1	Southeast Missouri	27-84-1
Grand Valley State	3-0	Southeastern Louisiana	2-10
Harding	1-0	Southeastern Massachusetts	1-0
Houston Baptist	1-0	Southern Illinois	10-27
Illinois	0-1	SIUE	17-22
Illinois-Chicago	1-3	Southern Indiana	5-5
Illinois State	0-1	Southern Miss	3-3
Indiana	0-1	St. Procopius College	2-0
Indiana State	3-9	Stephen F. Austin	0-3
IPEW	10-3	Tennessee	0-8
IUPUI	8-1	Tennessee State	17-10
Iowa	0-1	Tennessee Tech	30-54
Jackson State	5-4	Trevecca	5-0
Jacksonville State	19-70	Troy	11-20
Kennesaw State	1-2	Tulane	0-3
Kentucky	0-6	UAB	0-10
Kentucky Wesleyan	21-3-1	UMBC	1-0
King College	1-1	Union	32-26-2
Lakeland	4-0	USC Upstate	0-1
Lambuth	34-17	UTRGV	1-1
Lane	32-2	Valdosta State	0-2
Lawrence	39-2	Vanderbilt	1-15
Lemoyne-Owen	25-6	Viterbo (Wis.)	3-2
Lincoln Memorial	4-0	Wake Forest	0-1
Lipscomb	10-19	Washington (Mo.)	1-0
Little Rock	8-25	West Georgia	1-0
Livingston	13-31-1	Western Illinois	6-2
Louisiana-Monroe	1-5	Western Kentucky	0-6
Louisiana Tech	0-3	Western Michigan	0-3
Louisville	1-0	Wisconsin-Kenosha	4-0
Lyon College	1-0	Wisconsin-La Crosse	7-5
Martin Methodist	3-2	Wisconsin-Milwaukee	2-0
McKendree	2-0	Wisconsin-Platteville	2-0
Memphis	6-34	Wisconsin-Superior	1-1
Mercer	0-3	Wooster College	3-0
Michigan State	0-1	Wright State	3-3
Mid-Continent	1-0		

Austin Peay
APSU leads 94-35-2
Home: 20-41-1
Away: 13-45-1
Neutral: 0-2

Date	H/A/N	Result
1960	N/A	L, 12-9
1960	N/A	L, 10-5
1961	N/A	L, 13-5
1961	N/A	L, 7-4
4/14/62	A	L, 6-2
5/9/62	H	W, 6-2
5/4/63	A	L, 5-2
5/4/63	A	W, 6-5
4/26/65	A	L, 7-0
5/8/65	H	W, 13-6
4/5/67	A	W, 9-8
1967	H	L, 4-2
1968	N/A	W, 5-3
1968	N/A	W, 5-4
1969	N/A	L, 8-6
1969	N/A	L, 17-5
4/11/70	H	L, 2-1
4/11/70	H	L, 3-0
5/9/70	A	W, 8-4
5/9/70	A	W, 8-3
4/27/77	A	L, 6-1
4/7/80	H	L, 10-5
4/7/81	H	W, 8-3
4/14/81	A	L, 9-7
4/27/82	H	W, 2-1
4/27/82	H	L, 4-1
4/26/83	A	L, 5-4
4/26/83	A	L, 6-1
3/9/85	H	W, 7-1
3/9/85	H	W, 3-1
3/1/86	A	T, 9-9
4/6/86	H	W, 9-5
4/1/87	H	L, 7-6
4/22/87	A	W, 6-3
3/23/88	A	L, 11-10
4/27/88	H	L, 5-4
4/26/89	H	L, 9-2
4/26/89	H	L, 11-2
4/19/90	A	L, 11-7
4/19/90	A	L, 11-1
4/25/91	H	W, 15-9
3/17/92	H	W, 11-3
4/15/92	A	W, 8-2
3/20/93	A	L, 13-3
3/20/93	A	L, 7-3
3/21/93	A	L, 8-1
4/29/93	A	L, 9-4
5/7/94	H	W, 2-1
5/8/94	H	L, 5-3
5/8/94	H	W, 3-2
4/29/95	A	L, 6-4
4/29/95	A	W, 8-6 (10)
4/30/95	A	L, 3-2
4/13/96	H	L, 4-0
4/13/96	H	W, 1-0

4/14/96	H	L, 8-1
5/3/96*	A	L, 16-1
5/10/97	A	L, 2-1
5/10/97	A	L, 10-1
5/11/97	A	L, 14-2
5/2/98	H	L, 12-0
5/2/98	H	W, 8-4
5/3/98	H	L, 8-3
5/1/99	A	L, 11-3
5/1/99	A	L, 2-1
5/2/99	A	W, 8-6
4/21/00	H	L, 13-3
4/21/00	H	L, 6-2
4/22/00	H	L, 7-3
3/17/01	H	L, 1-0
3/17/01	H	L, 9-4
3/18/01	H	L, 8-6
5/18/02	A	L, 4-1
5/18/02	A	L, 2-1
5/19/02	A	W, 7-5 (11)
4/5/03	H	L, 11-3
4/5/03	H	T, 10-10
4/24/04	A	L, 23-2
4/24/04	A	L, 13-4
4/25/04	A	L, 13-1
4/23/05	H	L, 14-3
4/23/05	H	L, 2-0
4/24/05	H	L, 6-1
4/29/06	A	L, 7-1
4/29/06	A	L, 7-4
4/30/06	A	L, 4-3
4/28/07	H	L, 4-0
4/28/07	H	L, 15-3
4/29/07	H	L, 4-2
5/3/08	A	L, 13-3
5/4/08	A	W, 4-2
5/4/08	A	L, 12-3
5/2/09	H	L, 6-3
5/2/09	H	L, 8-6
5/3/09	H	W, 6-1
5/21/10	A	L, 9-7
5/22/10	A	L, 9-3
5/22/10	A	L, 11-9
5/20/11	H	L, 11-6
5/20/11	H	L, 14-3
5/21/11	H	W, 6-7
3/30/12	A	L, 10-2
3/31/12	A	L, 4-0
4/1/12	A	L, 12-8
5/10/13	H	L, 9-5
5/11/13	H	L, 5-1
5/12/13	H	L, 8-0
5/10/14	A	W, 6-3 (12)
5/11/14	A	L, 10-2
5/12/14	A	L, 13-12
3/11/15	A	L, 5-2
5/1/15	H	L, 11-3
5/2/15	H	W, 16-7
3/14/16	H	W, 9-7
5/6/16	A	L, 8-3
5/7/16	A	W, 9-7

5/8/16	A	L, 6-5
4/28/17	H	L, 19-4
4/29/17	H	W, 10-8
4/29/17	H	L, 8-5
5/23/17*	N	L, 6-2
4/27/18	A	W, 8-6
4/28/18	A	L, 8-4
4/29/18	A	L, 10-4
4/20/19	H	W, 6-3
4/20/19	H	L, 5-4
4/21/18	H	L, 22-11
*5/22/19	N	L, 10-4
4/16/21	H	L, 8-1
4/17/21	H	L, 10-6
4/17/21	H	W, 1-0

Belmont
BU leads 50-29
Home: 19-20
Away: 10-28

Date	H/A/N	Result
1957	N/A	L, 22-3
1957	N/A	L, 11-7
4/23/62	A	L, 11-2
4/22/63	H	L, 6-2
5/7/63	A	W, 5-4
4/16/68	H	W, 11-6
1969	A	W, 3-2
5/9/69	A	L, 6-1
4/18/70	H	W, 9-7
5/12/70	A	L, 6-5
4/13/71	H	W, 8-5
5/4/71	A	W, 5-2
3/4/98	A	L, 7-2
3/4/98	A	W, 7-4
4/15/98	H	L, 14-1
4/15/98	H	W, 4-0
2/28/99	H	W, 13-6
2/28/99	H	W, 13-6
3/20/99	A	L, 2-0
3/20/99	A	W, 7-6
3/8/00	A	L, 8-1
3/8/00	A	L, 3-1
3/21/00	H	W, 3-2
3/21/00	H	W, 9-4
3/6/01	A	L, 5-2
3/6/01	A	L, 7-2
5/5/01	H	L, 17-7
5/5/01	H	L, 5-4
5/14/02	H	L, 8-0
5/14/02	H	W, 2-1
4/29/03	A	L, 8-4
4/29/03	A	L, 7-1
2/25/04	H	L, 16-12
3/2/04	A	W, 5-3
4/27/05	H	L, 3-2
5/3/05	A	L, 5-2
5/3/05	A	W, 10-8
3/14/06	A	W, 4-3
5/2/06	H	W, 4-1
4/24/07	H	W, 11-8

73

ALL-TIME SERIES RESULTS VS. OVC OPPONENTS

5/1/07..... A W, 3-1
4/29/08..... H W, 6-5
4/29/08..... H L, 14-5
5/13/08..... A L, 12-5
4/7/09..... H L, 6-4
5/13/09..... A L, 12-6
5/13/09..... A L, 8-4
5/12/10..... H L, 16-6
5/18/10..... A W, 16-9
4/6/11..... H W, 9-8
5/11/10..... A L, 42-3
5/11/10..... A L, 14-5
4/24/12..... A L, 6-3
5/9/12..... H L, 5-0
4/5/13..... H L, 4-0
4/6/13..... H W, 9-8
4/7/13..... H L, 11-2
4/4/14..... A L, 5-1
4/5/14..... A L, 3-1
4/6/14..... A L, 6-3
3/27/15..... H W, 7-4
3/28/15..... H W, 5-4 (10)
3/29/15..... H L, 34-10
4/1/16..... A L, 10-8
4/2/16..... A L, 23-7
4/3/16..... A L, 7-3
3/24/17..... H L, 8-5
3/25/17..... H W, 7-4
3/26/17..... H L, 8-6
3/23/18..... A L, 6-3
3/24/18..... A L, 14-11
3/25/18..... A L, 9-8
3/15/19..... H L, 11-1
3/16/19..... H L, 5-2 (10)
3/17/19..... H L, 6-5
3/11/21..... H W, 9-6
3/12/21..... H L, 8-0
3/12/21..... H W, 10-5
3/30/21..... A L, 9-8

Eastern Illinois
EIU leads 43-28
Home: 11-21
Away: 16-22
Neutral: 1-0

Date.....	H/A/N.....	Result
3/15/97..... A W, 6-2		
3/16/97..... A L, 11-8		
3/16/97..... A L, 5-3		
3/7/98..... H L, 16-2		
3/7/98..... H L, 4-2		
3/8/98..... H W, 14-13		
5/8/99..... A L, 13-6		
5/8/99..... A L, 4-3		
5/9/99..... A L, 11-5		
4/29/00..... H L, 5-2		
4/29/00..... H L, 11-4		
4/30/00..... H L, 10-9		
3/31/01..... H L, 13-6		
3/31/01..... H L, 10-3		
4/1/01..... H L, 16-2		

3/30/02..... A L, 10-1
3/30/02..... A W, 4-2
5/16/03..... H L, 19-14
5/16/03..... H W, 11-2
5/17/03..... H L, 13-8
3/27/04..... A W, 8-3
3/27/04..... A L, 5-1
3/28/04..... A W, 8-4
3/25/05..... H W, 16-4
3/25/05..... H L, 3-1
3/26/05..... H L, 7-2
4/1/06..... A L, 6-1
4/1/06..... A L, 5-4
4/2/06..... A W, 8-5
3/31/07..... H W, 8-7
4/1/07..... H L, 8-5
4/1/07..... H L, 8-7
4/5/08..... A L, 6-4
4/5/08..... A L, 8-6
4/6/08..... A L, 13-2
4/10/09..... H L, 10-3
4/10/09..... H W, 13-3
4/11/09..... H W, 30-3
5/1/10..... A L, 7-3
5/1/10..... A W, 2-1
5/2/10..... A L, 5-2
4/30/11..... H W, 6-4
4/30/11..... H W, 5-4
5/11/12..... A W, 5-4
5/12/12..... A L, 6-2
5/13/12..... A L, 13-4
5/16/13..... A W, 4-3
5/17/13..... A L, 9-0
5/18/13..... A L, 5-3
5/15/14..... H L, 3-1
5/16/14..... H L, 7-3
5/17/14..... H L, 5-1
5/8/15..... A W, 2-1 (11)
5/9/15..... A W, 4-2
5/10/15..... A L, 2-0
5/13/16..... H L, 16-2
5/14/16..... H W, 2-0
5/15/16..... H W, 10-5
5/5/17..... A W, 17-14
5/6/17..... A W, 15-3
5/7/17..... A L, 9-8
5/4/18..... H L, 16-6
5/6/18..... H W, 3-2
5/6/18..... H L, 10-9
4/26/19..... A W, 9-4
4/26/19..... A L, 16-5
4/28/19..... A W, 4-1
4/21/19..... N W, 2-1
4/22/21..... A W, 5-1
4/23/21..... A L, 7-0
4/23/21..... A W, 5-2

Morehead State
MSU leads 61-21
Home: 14-31
Away: 7-29
Neutral: 0-1

Date.....	H/A/N.....	Result
4/3/93..... H L, 4-3		
4/3/93..... H L, 2-1		
4/4/93..... H L, 5-2		
4/9/94..... A L, 7-6		
4/9/94..... A L, 7-3		
4/10/94..... A L, 7-2		
4/1/95..... H L, 10-7		
4/1/95..... H L, 10-3		
4/2/95..... H L, 6-2		
3/16/96..... A L, 3-2		
3/16/96..... A L, 8-2		
3/17/96..... A L, 12-2		
5/4/96*..... N L, 6-4		
3/22/97..... H L, 3-0		
3/22/97..... H L, 4-2		
3/23/97..... H W, 4-3		
3/14/98..... H L, 4-1		
3/14/98..... H W, 17-0		
3/15/98..... H L, 11-8		
5/15/99..... H L, 11-1		
5/15/99..... H L, 9-2		
5/16/99..... H L, 4-3		
5/6/00..... A W, 11-3		
5/6/00..... A L, 9-1		
5/7/00..... A L, 19-10		
4/7/01..... A L, 16-3		
4/7/01..... A W, 20-19		
4/8/01..... A L, 14-7		
4/6/02..... H L, 6-4		
4/6/02..... H L, 20-6		
4/7/02..... H L, 16-8		
4/26/03..... H W, 8-3		
4/26/03..... H W, 11-5		
4/27/03..... H L, 15-9		
4/9/04..... A L, 13-12		
4/9/04..... A L, 11-6		
4/10/04..... A L, 22-5		
4/9/05..... H L, 8-3		
4/9/05..... H L, 5-3		
4/10/05..... H L, 18-11		
4/14/06..... A L, 10-7		
4/14/06..... A L, 2-0		
4/15/06..... A W, 23-7		
4/14/07..... H W, 7-6 (10)		
4/15/07..... H L, 8-0		
4/15/07..... H W, 5-4 (8)		
4/19/08..... A L, 16-8		
4/19/08..... A W, 16-12		
4/20/08..... A L, 13-8		
4/18/09..... H L, 16-2		
4/18/09..... H W, 6-5		
4/19/09..... H L, 17-10		
5/8/10..... A W, 10-9		
5/8/10..... A W, 17-8		
5/9/10..... A L, 10-9		

5/7/11..... H L, 10-9
5/7/11..... H W, 7-6 (8)
5/8/11..... H W, 9-8
5/17/12..... A L, 8-2
5/18/12..... A L, 8-5
5/19/12..... A L, 8-5
4/19/13..... H L, 3-1
4/20/13..... H L, 7-3
4/21/13..... H L, 11-6
4/17/14..... A L, 6-3
4/18/14..... A L, 14-6
4/19/14..... A L, 6-4
4/10/15..... H L, 9-5
4/11/15..... H L, 8-6
4/12/15..... H L, 17-7
4/15/16..... A L, 10-4
4/16/16..... A W, 6-4
4/17/16..... A L, 26-7
4/7/17..... H W, 1-0
4/8/17..... H W, 9-5
4/9/17..... H W, 18-6
4/5/18..... A L, 15-5
4/6/18..... A L, 25-2
4/6/18..... A L, 18-7
3/29/19..... H W, 5-4
3/31/19..... H L, 6-2
3/31/19..... H W, 2-0

Murray State
MSU leads 78-35
Home: 17-31
Away: 16-44
Neutral: 2-3

Date.....	H/A/N.....	Result
4/13/81..... H W, 6-3		
3/9/82..... A L, 15-3		
4/4/82..... A L, 10-3		
3/8/83..... A L, 9-4		
4/16/85..... H L, 14-9		
3/31/86..... A L, 18-8		
3/4/87..... H L, 3-1		
4/7/88..... H W, 5-3		
4/25/89..... A W, 18-8		
4/5/90..... H L, 7-4		
4/17/91..... H W, 6-5		
3/3/92..... A L, 9-1		
4/14/92..... H W, 6-5		
4/6/93..... H L, 7-2		
5/8/93..... H L, 8-4		
5/8/93..... H W, 3-2		
5/9/93..... H W, 8-2		
3/5/94..... A L, 5-2		
3/6/94..... A W, 5-3		
4/30/94..... A L, 8-3		
5/1/94..... A W, 10-4		
5/1/94..... A L, 7-0		
5/4/94..... H L, 15-3		
2/21/95..... H W, 11-4		
3/19/95..... A W, 9-6		
4/22/95..... H L, 7-2		
4/22/95..... H L, 8-2		

2/21/96..... H W, 9-0
4/5/96..... A L, 10-1
4/5/96..... A W, 2-0
4/6/96..... A L, 6-2
4/11/69..... A W, 11-7
2/18/97..... H L, 17-5
3/8/97..... A L, 7-0
3/8/97..... A W, 10-1
4/26/97..... H L, 5-4
4/26/97..... H W, 13-6
4/27/97..... H L, 7-4
2/18/98..... A W, 16-7
2/18/98..... A L, 4-2
4/18/98..... A W, 5-2
4/19/98..... A L, 5-0
4/19/98..... A L, 9-2
2/24/99..... H L, 8-5
2/24/99..... H L, 7-3
4/17/99..... H L, 3-2
4/17/99..... H L, 4-3
4/18/99..... H L, 5-1
4/28/99..... A W, 10-9
4/8/00..... A L, 9-5
4/8/00..... A L, 8-3
4/9/00..... A L, 7-6
4/21/01..... A L, 14-6
4/21/01..... A L, 5-2
4/22/01..... A L, 8-6
4/20/02..... H L, 12-10
4/20/02..... H L, 10-7
4/21/02..... H L, 7-5
5/10/03..... A L, 12-8
5/10/03..... A W, 9-3
5/11/03..... A W, 11-6
5/1/04..... A L, 9-5
5/2/04..... A L, 5-4
5/2/04..... A L, 4-3
4/30/05..... H L, 4-3
5/1/05..... H L, 6-2
5/1/05..... H W, 4-2
5/6/06..... A L, 6-4
5/6/06..... A L, 7-2
5/7/06..... A W, 9-4
5/5/07..... H L, 10-6
5/5/07..... H W, 10-9
5/6/07..... H W, 8-5
5/10/08..... A L, 5-1
5/10/08..... A L, 5-1
5/11/08..... A L, 13-4
5/9/09..... H L, 12-0
5/9/09..... H W, 3-2
5/10/09..... H L, 13-4
4/2/10..... A L, 20-2
4/2/10..... A L, 13-5
4/3/10..... A L, 7-5
4/2/11..... H L, 6-3
4/2/11..... H L, 12-4
4/3/11..... H W, 14-13
4/6/12..... A L, 4-2
4/6/12..... A W, 4-3
4/7/12..... A L, 7-0



ALL-TIME SERIES RESULTS VS. OVC OPPONENTS

3/15/13	A	L, 5-4
3/16/13	A	L, 15-13
3/17/13	A	L, 11-7
3/14/14	H	L, 10-2
3/15/14	H	L, 7-2
3/15/14	H	W, 6-5
3/7/15	N	W, 6-3
3/7/15	N	L, 2-1
3/8/15	N	L, 4-2
4/28/15	N	W, 14-3
3/11/16	H	W, 6-5
3/12/16	H	L, 7-4
3/13/16	H	W, 19-6
5/18/17	A	W, 9-3
5/19/17	A	L, 14-4
5/20/17	A	L, 8-5
5/17/18	H	L, 12-5
5/18/18	H	L, 11-3
5/10/19	A	L, 5-2
5/10/19	A	W, 2-1
5/12/19	A	L, 8-5
5/22/19	N	L, 9-4
5/7/21	A	L, 8-5 (11)
5/7/21	A	L, 11-0
5/8/21	A	L, 6-4

SIUE

SIUE leads 22-17

Home: 10-6

Away: 6-15

Date	H/A/N	Result
1972	N/A	L, 12-4
1972	N/A	W, 5-2
4/4/92	H	W, 2-1
4/4/92	H	W, 6-2
3/21/09	H	L, 9-7
3/22/09	H	W, 12-5
4/10/10	A	W, 7-4
4/10/10	A	L, 6-3
4/11/10	A	W, 11-7
4/9/11	H	L, 13-2
4/9/11	H	W, 7-6
4/10/11	H	W, 20-14
4/20/12	A	L, 3-2 (11)
4/21/12	A	L, 10-2
4/22/12	A	L, 12-5
5/4/13	A	L, 10-1
5/5/13	A	L, 5-3
5/6/13	A	L, 3-2 (10)
5/2/14	H	L, 14-7
5/3/14	H	W, 3-2
5/4/14	H	L, 13-8
4/24/15	A	L, 4-3
4/25/15	A	L, 6-3
4/26/15	A	L, 6-2
4/29/16	H	W, 5-4
4/30/16	H	L, 6-4
4/30/16	H	W, 8-7
4/21/17	A	W, 9-5
4/22/17	A	W, 3-1
4/23/17	A	W, 3-2

4/20/18	H	W, 9-5
4/21/18	H	W, 7-1
4/21/18	H	L, 17-6
4/12/19	A	L, 8-5
4/13/19	A	L, 3-2
4/13/19	A	L, 6-0
4/9/21	A	L, 8-7 (10)
4/9/21	A	L, 9-6
4/10/21	A	W, 14-5

Southeast Missouri

SEMO leads 83-28-1

Home: 14-32

Away: 8-42-1

Neutral: 0-1

Date	H/A/N	Result
1964	N/A	L, 7-4
1965	N/A	W, 3-2
1967	N/A	L, 9-1
1968	N/A	W, 3-2
1969	N/A	L, 3-2
1969	N/A	W, 12-3
1975	N/A	L, 8-7
1975	N/A	L, 9-3
1976	N/A	L, 6-0
1976	N/A	W, 3-0
1977	N/A	L, 4-3
1977	N/A	L, 9-2
1981	N/A	W, 5-3
1981	N/A	L, 6-4
1983	H	W, 5-1
1983	H	L, 16-5
4/6/84	A	L, 8-7
4/6/84	A	L, 10-1
4/10/85	H	L, 7-0
4/10/85	H	L, 10-2
2/26/92	A	W, 9-7
4/1/92	H	W, 5-4
3/30/93	H	W, 5-1
4/27/93	A	L, 12-5
4/16/94	A	W, 3-1
4/16/94	A	L, 5-3
4/17/94	A	L, 10-5
4/8/95	H	L, 9-4
4/8/95	H	L, 14-12
4/9/95	H	L, 15-8
3/23/96	A	L, 7-5
3/23/96	A	W, 4-2
3/24/96	A	T, 5-5
5/3/97	A	W, 6-0
5/3/97	A	W, 8-7
5/4/97	A	L, 5-4
4/25/98	H	L, 4-3
4/25/98	H	L, 13-0
4/26/98	H	L, 11-7
3/12/99	H	L, 12-7
3/12/99	H	W, 7-6
4/24/99	A	L, 11-2
4/24/99	A	L, 6-0
4/25/99	A	L, 11-2
3/12/00	A	L, 13-4

3/12/00	A	L, 6-0
4/15/00	A	L, 8-7
4/15/00	A	L, 8-5
4/16/00	A	L, 16-0
4/13/01	H	L, 7-0
4/13/01	H	L, 18-9
4/14/01	H	W, 8-6
4/13/02	A	L, 12-8
4/13/02	A	L, 16-3
4/14/02	A	L, 12-2
5/3/03	H	L, 9-1
5/3/03	H	L, 14-2
5/4/03	H	L, 20-5
5/21/04	H	L, 12-4
5/21/04	H	L, 9-2
5/21/04	H	W, 17-16
5/20/05	A	L, 4-2
5/20/05	A	L, 6-4
5/21/05	A	L, 4-3
3/25/06	H	W, 2-1
3/25/06	H	W, 3-2
3/26/06	H	W, 1-0
3/24/07	A	L, 7-5
3/24/07	A	L, 7-6
3/25/07	A	L, 18-8
3/29/08	H	L, 19-6
3/28/09	A	L, 6-5 (10)
3/28/09	A	L, 9-7
3/29/09	A	L, 12-8
4/17/10	H	W, 6-3
4/17/10	H	W, 12-4
4/18/10	H	L, 15-1
4/16/11	A	L, 8-2
4/16/11	A	L, 8-2
4/17/11	A	L, 8-4
5/27/11*	N	L, 12-7
4/27/12	H	W, 5-4
4/28/12	H	L, 13-1
4/29/12	H	L, 14-2
3/28/13	A	L, 8-5
3/29/13	A	L, 9-6
3/30/13	A	L, 7-2
3/28/14	H	L, 13-0
3/29/14	H	L, 9-3
3/30/14	H	L, 11-1
3/20/15	A	L, 16-2
3/21/15	A	L, 13-0
3/22/15	A	L, 5-4 (12)
3/24/16	H	L, 19-6
3/25/16	H	L, 15-6
3/26/16	H	L, 26-2
3/17/17	A	L, 14-1
3/18/17	A	L, 5-4
3/19/17	A	L, 13-4
3/16/18	H	W, 8-7
3/17/18	H	L, 17-1
3/18/18	H	L, 8-7
3/8/19	A	L, 4-1
3/10/19	A	W, 3-0
3/10/19	A	W, 1-0
3/6/20	H	L, 16-6

3/7/20	H	L, 22-4
3/8/20	H	W, 14-13
4/13/21	H	L, 8-1
5/20/21	A	L, 6-2
5/21/21	A	L, 3-2
5/21/21	A	W, 9-2

Tennessee Tech

TTU leads 54-30

Home: 24-24

Away: 6-30

Date	H/A/N	Result
5/1/93	H	W, 4-2
5/1/93	H	L, 4-2
5/2/93	H	L, 7-6
4/1/94	H	W, 11-5
4/1/94	H	W, 14-2
4/2/94	H	W, 7-6
3/25/95	A	L, 6-3
3/25/95	A	W, 7-3
3/26/95	A	L, 11-3
4/27/96	H	L, 9-4
4/27/96	H	L, 7-2
4/28/96	H	L, 12-10
4/19/97	H	L, 10-0
4/19/97	H	L, 7-4
4/20/97	H	W, 13-7
4/10/98	A	L, 12-5
4/10/98	A	L, 11-1
4/11/98	A	L, 4-3
4/10/99	H	W, 2-1
4/10/99	H	W, 2-0
4/11/99	H	L, 4-3
5/9/00	A	W, 6-5
5/9/00	A	L, 8-6
5/10/00	A	L, 13-3
3/24/01	A	L, 6-1
3/24/01	A	L, 8-2
3/25/01	A	L, 6-1
3/23/02	H	W, 10-0
3/23/02	H	L, 13-0
3/24/02	H	W, 13-8
4/12/03	A	L, 3-1
4/12/03	A	L, 7-1
4/13/03	A	L, 5-4
4/17/04	H	W, 20-11
4/17/04	H	W, 5-4
4/18/04	H	L, 12-8
4/16/05	A	L, 5-2
4/16/05	A	W, 3-2
4/17/05	A	L, 8-0
4/22/06	H	W, 5-1
4/22/06	H	L, 7-5
4/23/06	H	W, 6-5
4/20/07	A	L, 8-5
4/21/07	A	L, 7-3
4/22/07	A	L, 9-5
4/26/08	H	W, 5-4
4/26/08	H	W, 5-0
4/27/08	H	L, 8-1
4/25/09	A	W, 21-5

4/25/09	A	L, 1-0
4/26/09	A	L, 12-6
5/15/10	H	L, 9-7 (13)
5/15/10	H	L, 6-2
5/16/10	H	W, 12-9
5/14/11	A	L, 11-5
5/14/11	A	L, 8-7 (12)
5/15/11	A	L, 8-7 (11)
3/23/12	H	W, 6-5
3/24/12	H	L, 11-1
3/25/12	H	W, 13-6
3/22/13	H	L, 3-1
3/23/13	H	L, 13-8
3/24/13	H	L, 8-5
3/21/14	A	L, 14-5
3/22/14	A	W, 7-5
3/23/14	A	L, 2-0
3/14/15	H	L, 2-0
3/15/15	H	W, 7-5
3/16/15	H	L, 9-3
3/18/16	A	L, 12-3
3/19/16	A	L, 10-2
3/19/16	A	L, 5-3
3/9/17	H	L, 14-6
3/10/17	H	L, 4-3
3/10/17	H	L, 9-6
3/9/18	A	L, 13-11
3/9/18	A	L, 21-5
3/10/18	A	W, 4-3
5/16/19	H	W, 6-2
5/17/19	H	W, 7-5
5/18/19	H	W, 8-1
5/14/21	H	W, 9-8
5/15/21	H	W, 7-4
5/15/21	H	L, 15-9

*OVC Tournament Game

OVC Tournament

Overall: 2-6

Away: 0-1

Neutral: 2-5

Date	Opp.	Result
5/3/96	@APSU	L, 16-1
5/4/96	%MORE	L, 6-4
5/25/11	^JSU	L, 9-8
5/26/11	^EKU	W, 6-2
5/27/11	^SEMO	L, 12-7
5/23/17	#APSU	L, 6-5
5/21/19	~EIU	W, 2-1
5/22/19	~APSU	L, 12-2
5/22/19	~MURR	L, 9-4

% Clarksville, Tenn.

^ Jackson, Tenn.

Oxford, Ala.

~ Marion, Ill.

75

YEARLY DIVISION I RESULTS

1993 Results

Vernon Prather

Overall: 13-28 • OVC: 7-13

Home: 8-13 • Away: 5-15 • Neutral: 0-0

Date	Opponent	W/L	UTM-OPP	Pitcher/Rcd.
2/20	Ole Miss (A)	L	0-17	Dyer/0-1
2/20	Ole Miss (A)	L	1-10	Strange/0-1
2/24	Union	T	4-4	No Decision
2/27	Southwest Missouri	L	5-8	Dyer/0-2
2/27	Southwest Missouri	L	4-14	Strange/0-2
2/28	Southwest Missouri	L	1-13	Lee/0-1
3/2	Tennessee (A)	L	0-6	Payne/0-1
3/3	Tennessee (A)	L	7-9	Dyer/0-3
3/7	Southern Illinois (A)	L	1-3	Graves/0-1
3/9	Samford (A)	L	1-3	Toon/0-1
3/10	Samford (A)	W	2-1	Lee/1-1
3/17	Vanderbilt (A)	L	5-11	Dyer/0-4
3/18	Southern Miss	W	4-3	Strange/1-2
3/20	* Austin Peay (A)	L	3-13	Payne/0-2
3/21	* Austin Peay (A)	L	3-7	Graves/0-2
3/21	* Austin Peay (A)	L	1-8	Dyer/0-5
3/24	Union (A)	W	7-5	Strange/2-2
3/28	* Tennessee State (A)	W	5-0	Payne/1-2
3/28	* Tennessee State (A)	W	5-3	Strange/3-2
3/30	Southeast Missouri	W	5-1	Strange/4-2
4/3	* Morehead State	L	3-4	Payne/1-3
4/3	* Morehead State	L	1-2	Graves/0-3
4/4	* Morehead State	L	2-5	Toon/0-2
4/6	Murray State	L	2-7	Garves/0-4
4/7	Western Kentucky (A)	L	0-4	Payne/1-4
4/13	Arkansas State (A)	L	4-7	Graves/0-5
4/14	Samford	W	12-11	Strange/5-2
4/17	* Middle Tennessee	L	2-4	Graves/0-6
4/17	* Middle Tennessee	L	1-4	Payne/1-5
4/18	* Middle Tennessee	W	9-2	Strange/6-2
4/20	Austin Peay (A)	L	4-9	Young/0-1
4/2	* Eastern Kentucky (A)	L	6-7	Garves/0-7
4/2	* Eastern Kentucky (A)	L	3-9	Payne/1-6
4/25	* Eastern Kentucky (A)	W	7-4	Strange/7-2
4/27	Southeast Missouri (A)	L	5-12	Graves/0-8
4/28	Arkansas State	W	4-2	Lee/2-1
5/1	* Tennessee Tech	W	4-2	Payne/2-6
5/1	* Tennessee Tech	L	2-4	Graves/0-9
5/2	* Tennessee Tech	L	6-7	Strange/7-3
5/8	* Murray State	L	4-8	Payne/2-7
5/8	* Murray State	W	3-2	Graves/1-9
5/9	* Murray State	W	8-2	Strange/8-3

*Ohio Valley Conference Game

1994 Results

Vernon Prather

Overall: 13-25 • OVC: 8-13

Home: 9-8 • Away: 4-15 • Neutral: 0-2

Date	Opponent	W/L	UTM-OPP	Pitcher/Rcd.
2/26	Southwest Missouri (A)	W	10-7	Strange/1-0
2/27	Southwest Missouri (A)	L	6-7	Harrell/0-1
2/27	Southwest Missouri (A)	L	5-7	Dyer/0-1
3/2	Ole Miss (A)	L	1-7	Payne/0-1
3/4	Illinois State	L	2-3	Starngel/1-1
3/5	*Bradley	L	4-10	Ayler/0-1
3/5	Murray State (A)	L	2-5	Dyer/0-2
3/6	*Bradley	L	1-9	Frye/0-1
3/6	Murray State (A)	W	5-3	Payne/1-1
3/11	Union (A)	L	6-7 (10)	Ayler/0-2
3/12	Freed-Hardeman	W	2-8	Payne/2-1
3/23	Memphis (A)	L	10-13	Lee/1-1
3/26	* Eastern Kentucky	L	0-4	Payne/2-3
3/26	* Eastern Kentucky	L	5-13	Dyer/1-13
3/30	Western Kentucky (A)	L	1-13	Ayler/0-3
4/1	* Tennessee Tech	W	11-5	Payne/3-3
4/1	* Tennessee Tech	W	14-2	Strange/2-1

4/2	* Tennessee Tech	W	7-6	Ayler/1-3
4/9	* Morehead State (A)	L	6-7	Payne/3-4
4/9	* Morehead State (A)	L	3-7	Strange/2-2
4/10	* Morehead State (A)	L	2-7	Dyer/1-4
4/12	Arkansas State (A)	L	2-3	Strange/2-3
4/13	Bethel	W	12-0	Payne/4-4
4/16	* Southeast Missouri (A)	W	3-1	Dyer/2-4
4/16	* Southeast Missouri (A)	L	3-5	Strange/2-4
4/17	* Southeast Missouri (A)	L	5-10	Payne/4-5
4/20	Samford	W	3-2 (11)	Frye/2-1
4/20	Samford	W	4-1	Dyer/3-4
4/23	* Middle Tennessee	L	4-6	Strange/2-5
4/23	* Middle Tennessee	L	2-3	Lee/1-2
4/24	* Middle Tennessee	W	12-11	Payne/5-5
4/27	Arkansas State	L	7-9 (10)	Lee/1-3
4/30	* Murray State (A)	L	3-8	Payne/5-6
5/1	* Murray State (A)	W	10-4	Strange/3-5
5/1	* Murray State (A)	L	0-7	Dyer/3-5
5/4	* Murray State	L	3-15	Frye/3-15
5/7	* Austin Peay	W	2-1	Payne/6-6
5/8	* Austin Peay	L	3-5	Strange/3-6
5/8	* Austin Peay	W	3-2	Lee/2-1

*Ohio Valley Conference Game
^ Murray, Ky.

1995 Results

Vernon Prather

Overall: 13-34 • OVC: 2-18

Home: 8-13 • Away: 5-21 • Neutral: 0-0

Date	Opponent	W/L	UTM-OPP	Pitcher/Rcd.
2/17	Ole Miss (A)	L	0-5	Rosbury/0-1
2/18	Ole Miss (A)	L	0-13	Fanning/0-1
2/19	Ole Miss (A)	L	1-6	Blount/0-1
2/21	Murray State	W	11-4	Rosbury/1-1
2/24	Tulane (A)	L	2-13	Blount/02
2/25	Tulane (A)	L	2-8	Fuller/0-1
2/26	Tulane (A)	L	1-5	Rosbury/1-2
2/28	Southern Indiana	W	2-1	Darby/1-0
3/1	Western Kentucky	L	0-5	Blount/0-3
3/4	Mississippi Valley State	W	18-3	Rosbury/2-2
3/10	Southern Illinois	W	10-2	Rosbury/3-2
3/11	Southern Illinois	L	7-11	Darby/1-1
3/13	Saint Louis	L	7-12	Fuller/0-2
3/14	UAB (A)	L	8-11	Blount/0-4
3/17	UAB	L	3-11	Fanning/0-2
3/19	Murray State (A)	W	9-6	Rosbury/4-2
3/22	Western Kentucky	L	0-10	Fuller/0-3
3/25	* Tennessee Tech (A)	L	3-6	Rosbury/4-3
3/25	* Tennessee Tech (A)	W	7-3	Blount/1-4
3/26	* Tennessee Tech (A)	L	3-11	Fanning/0-3
3/28	Bethel	W	12-0	Latta/1-0
3/29	Arkansas State (A)	L	0-4	Rosbury/4-3
4/1	* Morehead State	L	7-10	Blount/1-5
4/1	* Morehead State	L	3-10	Fuller/0-4
4/2	* Morehead State	L	2-6	Rosbury/4-5
4/5	Bethel (A)	L	4-8	Latta/1-1
4/6	Memphis (A)	L	2-14	Fanning/0-4
4/8	* Southeast Missouri	L	4-9	Fuller/1-5
4/8	* Southeast Missouri	L	12-14	Darby/1-2
4/9	* Southeast Missouri	L	8-15	Rosbury/4-6
4/12	Union (A)	L	0-1	Blount/1-6
4/13	Memphis	W	8-7	Fanning/1-4
4/15	* Middle Tennessee (A)	L	3-11	Fuller/0-6
4/15	* Middle Tennessee (A)	L	2-8	Rosbury/4-7
4/16	* Middle Tennessee (A)	L	3-5	Blount/1-7
4/18	Trevecca	W	15-14	Latta/2-1
4/20	Louisville (A)	W	18-10	VanderMeeden/1-0
4/22	* Murray State	L	2-7	Blount/1-8
4/22	* Murray State	L	2-8	Fuller/0-7
4/26	Lambuth	W	11-6	Fuller/1-7
4/29	* Austin Peay (A)	L	4-6	Rosbury/4-9

4/29	* Austin Peay (A)	W	8-6 (10)	VanderMeeden/2-0
4/31	* Austin Peay (A)	L	2-3	Blount/1-9
5/3	Vanderbilt (A)	W	11-9	Fuller/2-7
5/6	* Eastern Kentucky (A)	L	2-3	Blount/1-10
5/6	* Eastern Kentucky (A)	L	1-3	Rosbury/4-10
5/7	* Eastern Kentucky (A)	L	2-5	Fannings/1-5

*Ohio Valley Conference Game

1996 Results

Vernon Prather

Overall: 14-30-2 • OVC: 6-15-1

Home: 8-14-1 • Away: 6-14-1 • Neutral: 0-2

Date	Opponent	W/L	UTM-OPP	Pitcher/Rcd.
2/17	Mississippi Valley State (A)	W	17-6	Rosbury/1-0
2/17	Mississippi Valley State (A)	W	7-4	Barnett/1-0
2/21	Murray State	W	9-0	Blount/1-0
2/24	Jacksonville State (A)	L	6-8	Darby/1-0
2/24	Jacksonville State (A)	L	2-5	Rosbury/1-1
2/25	Jacksonville State (A)	L	2-6	Fanning/0-1
2/27	Evansville	L	4-8	Blount/1-1
3/2	Northern Iowa	W	3-0	Fuller/1-0
3/2	Northern Iowa	L	1-2	Barnett/1-1
3/3	Northern Iowa	W	7-3	Darby/1-1
3/9	Chicago State	T	2-2 (11)	None
3/10	Chicago State	L	1-5	Blount/1-2
3/11	Chicago State	L	1-2	Meyer/0-1
3/12	Tennessee (A)	L	0-19	Fanning/0-2
3/13	Tennessee (A)	L	5-11	Barnett/1-2
3/16	* Morehead State (A)	L	2-3	Blount/1-3
3/16	* Morehead State (A)	L	2-8	Meyer/0-2
3/17	* Morehead State (A)	L	2-12	Fuller/1-0
3/23	* Southeast Missouri (A)	L	5-7	Fuller/1-2
3/23	* Southeast Missouri (A)	W	4-2(8)	Blount/2-3
3/24	* Southeast Missouri (A)	T	5-5	None
3/26	Arkansas State	L	2-4	Meyer/0-3
3/27	Bethel (A)	W	2-1	Barnett/2-2
3/30	* Middle Tennessee	L	3-11	Fuller/1-3
3/30	* Middle Tennessee	W	5-1	Blount/3-3
3/31	* Middle Tennessee	L	4-9	Darby/1-2
4/2	Memphis	W	9-6	Meyer/1-3
4/5	* Murray State (A)	L	1-10	Latta/0-1
4/5	* Murray State (A)	W	2-0	Blount/4-3
4/6	* Murray State (A)	L	2-6	Darby/1-3
4/10	Bethel	W	8-3	Fanning/1-2
4/11	* Murray State (A)	W	11-7	Meyer/2-3
4/13	* Austin Peay	L	0-4	Darby/1-3
4/13	* Austin Peay	W	1-0	Blount/5-3
4/14	* Austin Peay	L	1-8	Fuller/1-4
4/15	Memphis (A)	L	4-5	Fanning/1-3
4/17	Arkansas State (A)	L	5-6	Meyer/2-4
4/20	* Eastern Kentucky	W	7-3	Fanning/2-3
4/20	* Eastern Kentucky	L	3-5 (8)	Blount/5-4
4/21	* Eastern Kentucky	L	4-5	Fanning/1-3
4/24	Union	L	8-20	Barnett/2-3
4/27	* Tennessee Tech	L	4-9	Fanning/2-4
4/27	* Tennessee Tech	L	2-7	Blount/5-5
4/28	* Tennessee Tech	L	10-12	Darby/1-6
5/4	\$ Austin Peay (A)	L	1-16	Blount/5-6
5/4	\$ Morehead State	L	4-6	Fanning/2-5

*Ohio Valley Conference Game

\$ OVC Tournament (Clarksville, Tenn.)

1997 Results

Vernon Prather

Overall: 14-31 • OVC: 8-16

Home: 10-14 • Away: 4-17 • Neutral: 0-0

Date	Opponent	W/L	UTM-OPP	Pitcher/Rcd.
2/18	Murray State	L	5-17	Bount/0-1
2/19	Vanderbilt (A)	L	3-8	Fuller/0-1
2/22	Jacksonville State	L	2-10	Barnett/0-1



YEARLY DIVISION I RESULTS

2/23	Jacksonville State	L	4-13	Meyer/0-1
2/28	Chicago State	W	15-2	Blount/1-1
3/6	Memphis (A)	L	3-5	Barnett/0-2
3/8	Murray State (A)	L	0-7	Fuller/0-2
3/8	Murray State (A)	L	10-1	Blount/2-1
3/11	Samford (A)	L	2-15	Barnett/0-3
3/12	Jacksonville State (A)	L	1-5	Meyer/0-2
3/15	* Eastern Illinois (A)	W	6-2	Lasley/1-0
3/16	* Eastern Illinois (A)	L	8-11	Blount/2-2
3/16	* Eastern Illinois (A)	L	3-5	Barnett/0-4
3/19	Northern Iowa	L	1-11	Rosbury/0-1
3/19	Northern Iowa	W	8-3	Cook/1-0
3/22	* Morehead State	L	0-3	Blount/0-3
3/22	* Morehead State	L	2-4	Barnett/0-5
3/23	* Morehead State	W	4-3	Lockhart/1-0
3/26	Saint Louis (A)	L	3-7	Barnett/0-6
3/29	IUPUI	W	6-1	Fuller/1-2
3/29	IUPUI	W	8-3	Blount/3-3
3/30	IUPUI	W	11-10	Alford/1-1
4/2	Arkansas State	L	0-9	Barnett/0-7
4/5	* Middle Tennessee	L	9-12	Lasley/1-1
4/6	* Middle Tennessee	L	2-9	Blount/3-4
4/6	* Middle Tennessee	W	2-0	Meyer/1-2
4/8	Saint Louis	L	7-17	Ozment/0-1
4/12	* Eastern Kentucky (A)	L	4-5	Fuller/1-3
4/12	* Eastern Kentucky (A)	L	4-5	Lasley/1-2
4/13	* Eastern Kentucky (A)	W	5-3	Meyer/2-2
4/16	Bethel	W	17-1	Alford/2-0
4/19	* Tennessee Tech	L	0-10	Fuller/1-4
4/19	* Tennessee Tech	L	4-7	Blount/3-5
4/20	* Tennessee Tech	W	13-7	Meyer/3-2
4/23	Arkansas State (A)	L	4-5	Blount/3-6
4/26	* Murray State	L	4-5	Fuller/1-5
4/26	* Murray State	W	13-6	McDowell/1-0
4/27	* Murray State	L	4-7	Meyer/3-3
4/29	Ole Miss (A)	L	2-13	Lockhart/1-1
5/3	* Southeast Missouri (A)	W	6-0	Blount/4-6
5/3	* Southeast Missouri (A)	W	8-7	Barnett/1-7
5/4	* Southeast Missouri (A)	L	4-5	McDowell/1-1
5/10	* Austin Peay (A)	L	1-2	Blount/4-7
5/10	* Austin Peay (A)	L	1-10	Meyer/3-4
5/11	* Austin Peay (A)	L	2-14	Fuller/1-6

*Ohio Valley Conference Game

1998 Results Vernon Prather

Overall: 15-31 • OVC: 6-18

Home: 10-19 • Away: 5-12 • Neutral: 0-0

Date	Opponent	W/L	UTM-OPP	Pitcher/Rcd.
2/18	Murray State (A)	W	16-8	Blount/1-0
2/18	Murray State (A)	L	2-4	Fuller/0-1
2/21	IUPUI	W	10-5	Smartt/1-0
2/21	IUPUI	L	0-4	Bryant/0-1
2/22	IUPUI	W	14-4	Fuller/1-1
2/25	Samford	W	13-12	Blount/2-0
2/27	Northern Iowa	L	4-5	Smartt/1-1
2/27	Northern Iowa	W	15-11	Alford/1-0
2/28	Northern Iowa	L	2-15	Barnett/0-3
3/1	Northern Iowa	L	1-10	Blount/2-1
3/4	Belmont (A)	L	2-7	Waller/0-1
3/4	Belmont (A)	W	7-4	Parker/1-0
3/7	* Eastern Illinois	L	2-16	Smartt/1-2
3/7	* Eastern Illinois	L	2-4	Blount/2-2
3/8	* Eastern Illinois	W	14-13	Waller/1-1
3/11	Saint Louis	L	3-12	Smartt/1-3
3/14	* Morehead State	L	1-4	Blount/2-3
3/14	* Morehead State	W	17-0	Fuller/2-2
3/15	* Morehead State	L	8-11	Parker/1-1
3/18	Jacksonville State (A)	L	2-14	Smartt/1-4
3/19	Jacksonville State (A)	L	2-4	Parker/1-2
3/25	Arkansas State (A)	L	0-4	Parker/1-3

3/28	* Middle Tennessee (A)	W	8-6	Blount/3-3
3/28	* Middle Tennessee (A)	L	8-11	Fuller/2-3
3/29	* Middle Tennessee (A)	L	8-16	Parker/1-4
3/31	Memphis (A)	W	4-2	Fuller/3-3
4/4	* Eastern Kentucky	W	7-4	Blount/4-3
4/4	* Eastern Kentucky	L	4-9	Parker/1-5
4/5	* Eastern Kentucky	L	7-10	Fuller/3-4
4/7	Little Rock	W	10-7	Smartt/2-4
4/8	Little Rock	L	5-11	Alford/1-1
4/10	* Tennessee Tech (A)	L	5-12	Blount/4-4
4/10	* Tennessee Tech (A)	L	1-11	Bryant/0-2
4/11	* Tennessee Tech (A)	L	3-4	Fuller/3-4
4/15	Belmont	L	1-14	Alford/1-2
4/15	Belmont	W	4-0	Parker/2-5
4/18	* Murray State (A)	W	5-2	Blount/5-4
4/18	* Murray State (A)	L	0-5	Fuller/3-6
4/19	* Murray State (A)	L	2-9	Bryant/0-3
4/21	Arkansas State	L	4-7	Paker/2-6
4/25	* Southeast Missouri	L	3-4	Blount/5-5
4/25	* Southeast Missouri	L	0-13	Parker/2-7
4/26	* Southeast Missouri	L	7-11	Fuller/3-7
5/2	* Austin Peay	L	0-12	Blount/5-6
5/2	* Austin Peay	W	8-4	Fuller/4-7
5/3	* Austin Peay	L	3-8	Alford/1-3

*Ohio Valley Conference Game

1999 Results Victor (Bubba) Cates

Overall: 16-38 • OVC: 4-19

Home: 12-15 • Away: 4-23 • Neutral: 0-0

Date	Opponent	W/L	UTM-OPP	Pitcher/Rcd.
2/6	Little Rock (A)	L	8-11	Washburn/0-1
2/6	Little Rock (A)	L	1-5	Messero/0-1
2/7	Little Rock (A)	L	10-16	Allen/0-1
2/13	Vanderbilt (A)	L	2-3	Allen/1-2
2/20	IUPUI	W	13-2	Washburn/1-1
2/20	IUPUI	W	7-3	Allen/1-2
2/21	IUPUI	W	13-2	Freeman/1-1
2/24	Murray State	L	5-8	Washburn/1-2
2/24	Murray State	L	3-7	Allen/1-3
2/28	Belmont	W	13-6	Alford/1-0
2/28	Belmont	W	7-1	Freeman/2-0
3/2	Southern Indiana (A)	L	5-9	Allen/1-4
3/3	Evansville (A)	L	1-10	Washburn/1-3
3/6	Northern Iowa	L	4-5	Freeman/2-1
3/7	Northern Iowa	L	4-10	Messer/0-3
3/7	Northern Iowa	W	13-7	Allen/3-4
3/9	Samford (A)	L	8-9	Allen/2-4
3/12	Southeast Missouri	L	7-12	Alford/1-1
3/12	Southeast Missouri	W	7-6	Messer/0-3
3/16	Tennessee (A)	L	3-6	Washburn/1-5
3/17	Tennessee (A)	L	7-8	Allen/3-5
3/20	Belmont (A)	L	0-2	Ozment/0-1
3/20	Belmont (A)	W	7-6	Rogers/1-0
3/24	Saint Louis (A)	W	20-15	Ozment/1-1
3/27	* Middle Tennessee	L	3-15	Washburn/1-6
3/27	* Middle Tennessee	L	3-13	Allen/3-6
3/28	* Middle Tennessee	W	4-2	Freeman/3-1
4/2	* Eastern Kentucky (A)	L	1-2	Freeman/3-2
4/2	* Eastern Kentucky (A)	L	1-3	Washburn/1-7
4/3	* Eastern Kentucky (A)	L	3-4	Gover/0-1
4/6	Arkansas State	W	2-0	Freeman/4-2
4/7	North Alabama	L	4-11	Messer/0-3
4/10	* Tennessee Tech	W	2-1	Freeman/5-2
4/10	* Tennessee Tech	W	2-0	Ozment/0-2
4/11	* Tennessee Tech	L	3-4	Rogers/1-1
4/17	* Murray State	L	2-3	Freeman/5-3
4/17	* Murray State	L	3-4	Ozment/2-2
4/18	* Murray State	W	1-5	Gover/0-2
4/20	Memphis (A)	L	0-4	Alford/1-2
4/21	Arkansas State (A)	L	5-13	Ozment/2-4

4/24	* Southeast Missouri (A)	L	2-11	Holt/0-1
4/24	* Southeast Missouri (A)	L	0-6	Ozment/2-4
4/25	* Southeast Missouri (A)	L	2-11	Freeman/5-4
4/28	Murray State (A)	W	10-9	Gover/1-2
5/1	* Austin Peay (A)	L	3-11	Freeman/5-5
5/1	* Austin Peay (A)	L	1-2	Holt/0-2
5/2	* Austin Peay (A)	W	8-6	Gover/2-2
5/8	* Eastern Illinois (A)	L	6-13	Ozment/2-5
5/8	* Eastern Illinois (A)	L	3-4	Holt/0-3
5/9	* Eastern Illinois (A)	L	5-11	Gover/2-2
5/12	Saint Louis	L	5-7	Washburn/1-8
5/15	* Morehead State	L	1-11	Freeman/5-7
5/15	* Morehead State	L	2-9	Ozment/1-4
5/16	* Morehead State	L	3-4	Holt/0-4

*Ohio Valley Conference Game

2000 Results

Victor (Bubba) Cates

Overall: 12-41 • OVC: 2-21

Home: 5-19 • Away: 5-22 • Neutral: 0-0

Date	Opponent	W/L	UTM-OPP	Pitcher/Rcd.
2/12	Jacksonville State (A)	L	8-15	Carter/0-1
2/13	Jacksonville State (A)	L	3-9	Holt/0-1
2/15	Memphis (A)	W	6-4	Doyle/1-0
2/20	Southern Illinois	L	0-3	Carter/0-2
2/20	Southern Illinois	L	5-9	Holt/0-2
2/22	Samford (A)	L	10-13	Washburn/0-1
2/23	Samford (A)	L	6-12	Ozment/0-1
2/27	Northern Illinois	W	6-5	Carter/1-2
2/27	Northern Illinois	L	8-11	Holt/0-3
2/29	Southern Indiana	W	20-19	Doyle/2-0
3/1	Arkansas State (A)	L	5-8	Doyle/2-1
3/4	Little Rock	L	0-1	Carter/1-3
3/4	Little Rock	L	6-16	Alford/0-1
3/5	Little Rock	W	10-7	Doyle/3-1
3/8	Belmont (A)	L	1-8	Bevis/0-1
3/8	Belmont (A)	L	1-3	Carter/1-4
3/12	Southeast Missouri (A)	L	4-13	Alford/0-2
3/12	Southeast Missouri (A)	L	0-6	Doyle/3-2
3/14	Mississippi State (A)	L	1-16	Carter/1-5
3/15	Mississippi State (A)	L	3-14	Doyle/3-3
3/18	* Middle Tennessee (A)	L	3-9	Washburn/0-2
3/18	* Middle Tennessee (A)	L	1-7	Carter/1-6
3/21	Belmont	W	3-2	Doyle/4-3
3/21	Belmont	W	9-4	Holt/1-3
3/22	Saint Louis	L	5-17	Washburn/0-3
3/25	* Eastern Kentucky	L	3-7	Holt/1-4
3/25	* Eastern Kentucky	L	1-3	Doyle/4-4
3/26	* Eastern Kentucky	L	4-8	Washburn/0-4
3/28	Ole Miss (A)	W	8-5	Spiceland/1-0
4/8	* Murray State (A)	L	5-9	Doyle/4-5
4/9	* Murray State (A)	L	3-8	Carter/1-7
4/9	* Murray State (A)	L	6-7	Holt/1-5
4/11	Southern Illinois (A)	L	6-12	Spiceland/1-1
4/15	* Southeast Missouri	L	7-8	Washburn/0-5
4/15	* Southeast Missouri	L	5-8	Carter/1-8
4/16	* Southeast Missouri	L	0-16	Holt/1-7
4/18	^ Ole Miss	L	5-14	Washburn/0-6
4/21	* Austin Peay	L	3-13	Holt/1-7
4/21	* Austin Peay	L	2-6	Carter/1-9
4/22	* Austin Peay	L	3-7	Doyle/4-6
4/25	Southeast Missouri (A)	L	2-11	Freeman/5-4
4/27	Saint Louis (A)	W	6-5	Washburn/1-6
4/29	* Eastern Illinois	L	2-5	Holt/1-8
4/29	* Eastern Illinois	L	4-11	Careter/1-10
4/30	* Eastern Illinois	L	9-10	Washburn/1-7
5/6	* Morehead State (A)	W	11-3	Doyle/5-6
5/6	* Morehead State (A)	L	1-9	Holt/1-9
5/7	* Morehead State (A)	L	10-19	Washburn/1-8
5/9	* Tennessee Tech (A)	W	6-5	Holt/2-9
5/9	* Tennessee Tech (A)	L	6-8	Carter/1-11

77

YEARLY DIVISION I RESULTS

5/10 * Tennessee Tech (A) L 3-13 Doyle/5-7

*Ohio Valley Conference Game
^ Jackson, Tenn.

2001 Results Victor (Bubba) Cates Overall: 8-46 • OVC: 3-18

Home: 5-23 • Away: 3-23 • Neutral: 0-0

Date	Opponent	W/L	UTM-OPP	Pitcher/Rcd.
2/11	Vanderbilt (A)	L	0-5	Venczel/0-1
2/21	Memphis (A)	L	1-6	Sullivan/0-1
2/24	Northern Illinois	L	3-13	Venczel/0-2
2/24	Northern Illinois	L	5-12	Entrekin/0-1
2/25	Northern Illinois	L	6-8	Allen/0-1
2/28	Mississippi State (A)	L	1-5	Venczel/0-3
2/28	Mississippi State (A)	L	0-4	Sullivan/0-2
3/3	Bradley	L	1-5	Allen/0-2
3/3	Bradley	W	7-1	Entrekin/1-1
3/6	Belmont (A)	L	2-5	Sullivan/0-3
3/6	Belmont (A)	L	2-7	Venczel/0-4
3/10	Little Rock (A)	L	1-5	Allen/0-3
3/10	Little Rock (A)	L	2-15	Entrekin/1-2
3/11	Little Rock (A)	W	7-4	Spiceland/1-0
3/11	Little Rock (A)	L	5-6	Meadows/0-1
3/13	Kentucky (A)	L	3-11	Spiceland/1-1
3/14	Kentucky (A)	L	1-8	Entrekin/1-3
3/17	* Austin Peay	L	0-1	Sullivan/0-4
3/17	* Austin Peay	L	4-9	Venczel/0-5
3/18	* Austin Peay	L	6-8	Entrekin/1-4
3/20	Saint Louis	W	6-1	Meadows/1-1
3/21	Arkansas State (A)	L	2-13	Allen/0-4
3/24	* Tennessee Tech (A)	L	1-6	Sullivan/0-5
3/24	* Tennessee Tech (A)	L	2-8	Venczel/0-6
3/25	* Tennessee Tech (A)	L	1-6	Meadows/1-2
3/28	Lambuth	L	3-6	Entrekin/1-5
3/31	* Eastern Illinois	L	6-13	Sullivan/0-6
3/31	* Eastern Illinois	L	3-10	Venczel/0-7
4/1	* Eastern Illinois	L	2-16	Meadows/1-3
4/3	Lipscomb	L	3-7	Entrekin/1-6
4/7	* Morehead State (A)	L	3-16	Sullivan/0-7
4/7	* Morehead State (A)	W	20-19	Venczel/1-7
4/8	* Morehead State (A)	L	7-14	Meadows/1-4
4/10	Christian Brothers	W	10-6	Bevis/1-0
4/13	* Southeast Missouri	L	0-7	Sullivan/0-8
4/13	* Southeast Missouri	L	9-18	Allen/0-5
4/14	* Southeast Missouri	W	8-6	Meadows/2-4
4/17	Samford	L	5-6	Bevis/1-1
4/18	Samford	L	4-6	Spiceland/1-2
4/21	* Murray State (A)	L	6-14	Meadows/2-5
4/21	* Murray State (A)	L	2-5	Sullivan/0-9
4/22	* Murray State (A)	L	6-8	Venczel/1-8
4/24	Memphis	L	4-19	Allen/0-6
4/25	Lipscomb	L	8-18	Meadows/2-6
4/28	* Eastern Kentucky	L	7-13	Allen/0-7
4/28	* Eastern Kentucky	L	2-4	Venczel/1-9
4/29	* Eastern Kentucky	W	9-5	Meadows/3-6
5/1	Saint Louis (A)	L	4-5	Sullivan/0-10
5/5	Belmont	L	7-17	Venczel/1-10
5/5	Belmont	L	4-5	Meadows/3-7
5/10	Arkansas State	L	5-10	Entrekin/1-7
5/12	Southern Illinois (A)	L	3-7	Sullivan/0-11
5/12	Southern Illinois (A)	L	0-1	Venczel/1-11
5/13	Southern Illinois (A)	W	4-2	Meadows/4-7

*Ohio Valley Conference Game

2002 Results Victor (Bubba) Cates Overall: 18-33 • OVC: 4-15

Home: 11-15 • Away: 7-18 • Neutral: 0-0

Date	Opponent	W/L	UTM-OPP	Pitcher/Rcd.
2/16	Little Rock (A)	L	2-14	Sullivan/0-1
2/16	Little Rock (A)	L	1-5	Venczel/0-1
2/17	Little Rock (A)	W	8-6	Allen/1-0
2/20	Memphis	L	5-13	Allen/1-1
3/2	Southeastern Louisiana (A)	L	3-4	Venczel/0-2
3/2	Southeastern Louisiana (A)	L	5-6	Allen/1-2
3/3	Southeastern Louisiana (A)	W	14-4	Meadows/1-0
3/6	Southern Illinois	L	10-12	Summers/0-1
3/8	Illinois-Chicago	L	1-27	Venczel/0-3
3/9	Illinois-Chicago	L	3-9	Sullivan/0-2
3/10	Illinois-Chicago	L	0-3	Allen/1-3
3/10	Illinois-Chicago	W	2-1	Meadows/2-0
3/13	Samford (A)	L	3-24	Venczel/0-3
3/13	Samford (A)	L	1-2	Corey/0-1
3/14	Lipscomb (A)	L	5-7	Sullivan/0-3
3/16	Western Illinois	W	6-2	Allen/2-3
3/16	Western Illinois	W	7-0	Meadows/3-0
3/17	Western Illinois	W	10-9	Sullivan/1-3
3/23	* Tennessee Tech	W	10-0	Allen/3-3
3/23	* Tennessee Tech	L	0-13	Meadows/3-1
3/24	* Tennessee Tech	W	13-8	Sullivan/2-3
3/27	Christian Brothers	W	4-1	Corey/1-13
3/30	* Eastern Illinois (A)	L	1-10	Allen/3-4
3/30	* Eastern Illinois (A)	W	4-2	Meadows/4-1
4/2	Mississippi State (A)	L	5-6	Venczel/0-5
4/6	* Morehead State	L	4-6	Allen/3-5
4/6	* Morehead State	L	6-20	Corey/1-2
4/7	* Morehead State	L	8-16	Sullivan/2-4
4/9	Lipscomb	L	6-7	Summers/0-2
4/10	Saint Louis (A)	W	5-2	Allen/4-5
4/13	* Southeast Missouri (A)	L	3-16	Allen/4-6
4/13	* Southeast Missouri (A)	L	8-12	Sullivan/2-5
4/14	* Southeast Missouri (A)	L	2-12	Hite/0-1
4/16	Martin Methodist	W	13-12	Sullivan/3-6
4/17	Mississippi Valley State	W	16-2	Spiceland/1-2
4/20	* Murray State	L	10-12	Summers/0-3
4/20	* Murray State	L	7-10	Bevis/0-1
4/21	* Murray State	L	1-3	Sullivan/3-6
4/23	Ole Miss (A)	L	1-3	Venczel/0-6
4/24	Bethel	W	21-0	Corey/2-2
4/28	* Eastern Kentucky (A)	L	1-14	Allen/4-7
4/28	* Eastern Kentucky (A)	L	7-9	Venczel/0-7
5/4	Southern Illinois (A)	W	8-6	Allen/5-7
5/4	Southern Illinois (A)	L	7-11	Venczel/0-8
5/10	Arkansas State	L	6-10	Allen/5-8
5/12	Arkansas State (A)	W	2-1	Sullivan/4-7
5/14	Belmont	L	0-8	Allen/5-9
5/14	Belmont	W	2-1	Hite/1-1
5/18	* Austin Peay (A)	L	1-4	Sullivan/4-7
5/18	* Austin Peay (A)	L	1-2	Allen/5-10
5/19	* Austin Peay (A)	W	7-5	Spiceland/2-0

*Ohio Valley Conference Game

2003 Results Victor (Bubba) Cates Overall: 17-30-1 • OVC: 6-13-1

Home: 13-13-1 • Away: 4-17 • Neutral: 0-0

Date	Opponent	W/L	UTM-OPP	Pitcher/Rcd.
3/1	Little Rock (A)	L	2-9	Corey/0-1
3/1	Little Rock (A)	L	6-13	Robinson/0-1
3/2	Little Rock (A)	W	13-6	Bryant/1-0
3/2	Little Rock (A)	L	2-19	Estill/0-1
3/4	Saint Louis	W	6-5	Corey/1-1
3/8	Southeastern Louisiana	W	22-6	Robinson/1-1
3/8	Southeastern Louisiana	L	8-14	Summers/0-1
3/9	Southeastern Louisiana	L	12-13	McBride/0-1

3/11	Birmingham-Southern (A)	L	3-9	Spiceland/0-1
3/12	Birmingham-Southern (A)	L	5-21	Robinson/1-2
3/15	Dayton	L	1-3	Corey/1-2
3/15	Dayton	W	7-2	Bryant/2-0
3/16	Dayton	L	7-8	Estill/0-2
3/17	Martin Methodist	W	9-8	Summers/1-1
3/22	Chicago State	W	4-3	Corey/2-2
3/22	Chicago State	W	11-5	Summers/2-1
3/23	Chicago State	W	10-4	Robinson/2-2
3/26	Arkansas State	W	6-3	Spiceland/1-1
3/27	Berea College	W	32-9	Estill/1-2
4/1	Saint Louis (A)	L	7-11	Robinson/2-3
4/2	Memphis (A)	L	1-24	Hall/0-1
4/5	* Austin Peay	L	3-11	Spiceland/1-2
4/5	* Austin Peay	T	10-10	None
4/8	Christian Brothers	W	5-2	Bryant/3-0
4/12	* Tennessee Tech (A)	L	1-3	Corey/2-3
4/12	* Tennessee Tech (A)	L	1-7	Robinson/2-2
4/13	* Tennessee Tech (A)	L	4-5	Summers/2-2
4/15	Lipscomb	L	4-17	Alford/0-1
4/18	* Eastern Kentucky (A)	W	7-2	Corey/3-3
4/18	* Eastern Kentucky (A)	L	5-7	Bryant/3-1
4/19	* Eastern Kentucky (A)	L	8-18	Spiceland/1-3
4/22	Ole Miss (A)	L	0-7	Bryant/3-2
4/26	* Morehead State	W	8-3	Corey/4-3
4/26	* Morehead State	W	11-5	Robinson/3-4
4/27	* Morehead State	L	9-15	Massey/0-1
4/29	Belmont (A)	L	4-8	Estill/1-3
4/29	Belmont (A)	L	1-7	Dobson/0-1
5/3	* Southeast Missouri	L	1-9	Corey/4-4
5/3	* Southeast Missouri	L	2-14	Bryant/3-3
5/4	* Southeast Missouri	L	5-20	Massey/0-2
5/7	Arkansas State (A)	L	2-7	Summers/2-3
5/10	* Murray State (A)	L	8-12	Robinson/3-5
5/10	* Murray State (A)	W	9-3	Bryant/4-3
5/11	* Murray State (A)	W	11-6	Spiceland/2-3
5/13	Memphis	L	4-7	Summers/2-4
5/16	* Eastern Illinois	L	14-19	Corey/4-5
5/17	* Eastern Illinois	W	11-2	Bryant/5-3
5/17	* Eastern Illinois	L	8-13	Summers/2-5

*Ohio Valley Conference Game

2004 Results Victor (Bubba) Cates Overall: 16-38 • OVC: 7-20

Home: 10-21 • Away: 6-17 • Neutral: 0-0

Date	Opponent	W/L	UTM-OPP	Pitcher/Rcd.
2/17	Western Kentucky	L	2-8	Bryant/0-1
2/18	Arkansas State (A)	L	1-2	Link/0-1
2/21	Louisiana-Monroe	L	0-12	Smith/0-1
2/21	Louisiana-Monroe	W	5-2	Bryant/1-1
2/22	Louisiana-Monroe	L	3-9	Meador/0-1
2/25	Belmont	L	12-16	Summers/0-1
2/28	Bradley	W	4-2	Meador/1-1
2/28	Bradley	W	5-2	Bryant/2-1
2/29	Bradley	L	5-20	Smith/0-2
3/2	Belmont (A)	W	5-3	Link/1-1
3/4	Viterbo	L	6-9	Estill/0-1
3/9	Memphis	L	4-7	Bryant/2-2
3/11	# Wake Forest	L	1-5	Ledlow/0-1
3/13	# Western Illinois	L	7-10	Dobson/0-1
3/14	# Missouri	L	3-7	Bryant/2-3
3/16	Vanderbilt (A)	L	5-6	Ledlow/0-2
3/17	Lambuth	L	1-13	Robinson/0-2
3/23	Saint Louis (A)	W	8-3	Massey/1-0
3/27	* Eastern Illinois (A)	W	8-3	Meador/2-1
3/27	* Eastern Illinois (A)	L	1-5	Bryant/2-4
3/28	* Eastern Illinois (A)	W	8-4	Massey/2-0
3/31	Western Kentucky (A)	L	7-11	Estill/0-2
4/3	* Eastern Kentucky	W	4-3	Meador/3-1
4/3	* Eastern Kentucky	L	1-6	Massey/2-1



YEARLY DIVISION I RESULTS

4/4	* Eastern Kentucky	L	4-20	Bryant/2-5
4/6	Harding	W	13-4	Estill/1-2
4/9	* Morehead State (A)	L	12-13	Meador/3-2
4/9	* Morehead State (A)	L	6-11	Massey/2-2
4/10	* Morehead State (A)	L	5-22	Bryant/2-6
4/14	Saint Louis	W	14-4	Robinson/1-2
4/17	* Tennessee Tech	W	20-11	Meador/4-2
4/17	* Tennessee Tech	W	5-4	Dobson /1-1
4/18	* Tennessee Tech	L	8-12	Robinson/1-3
4/20	Lipscomb (A)	L	6-7	Summers/0-2
4/24	* Austin Peay (A)	L	2-23	Meador/4-3
4/24	* Austin Peay (A)	L	4-13	Dobson/1-2
4/25	* Austin Peay (A)	L	1-13	Massey/2-3
4/27	Miss. Valley State (A)	W	8-2	Meador/5-3
4/27	Miss. Valley State (A)	W	2-1	Estill/2-2
5/1	* Murray State (A)	L	5-9	Estill/1-3
5/1	* Murray State (A)	L	4-5	Summers/1-3
5/2	* Murray State (A)	L	3-4	Meador/5-4
5/5	Arkansas State	L	2-19	Smothers/0-1
5/8	* Jacksonville State	L	4-13	Dobson/1-3
5/8	* Jacksonville State	L	8-10	Massey/2-4
5/9	* Jacksonville State	W	21-16	Summers/2-3
5/12	Lipscomb	L	1-4	Robinson/1-4
5/15	* Samford	L	2-16	Dobson/2-4
5/15	* Samford	L	2-3	Massey/2-5
5/16	* Samford	L	1-6	Meador/5-5
5/18	Memphis	L	2-9	Ledlow/0-5
5/21	* Southeast Missouri	L	2-9	Massey/2-6
5/21	* Southeast Missouri	L	4-12	Summers/2-4
5/22	* Southeast Missouri	W	17-16	Dobson/2-4

*Ohio Valley Conference Game
Millington, Tenn.

2005 Results

Victor (Bubba) Cates

Overall: 12-43 • OVC: 6-20

Home: 7-21 • Away: 5-19 • Neutral: 0-3

Date	Opponent	W/L	UTM-OPP	Pitcher/Rcd.
2/18	Louisiana-Monroe (A)	L	1-6	Massey/0-1
2/19	Louisiana-Monroe (A)	L	0-1	Bryant/0-1
2/20	Louisiana-Monroe (A)	L	4-7	Estill/0-1
2/23	Vanderbilt (A)	L	5-12	Ledlow/0-1
2/25	Martin Methodist	W	5-4	Dobson/1-0
3/1	Arkansas State	L	4-18	Estill/0-2
3/2	Memphis	L	1-4	Massey/0-2
3/5	Western Illinois	W	5-4	Ledlow/1-1
3/5	Western Illinois	W	4-3	Bryant/1-1
3/6	Western Illinois	W	17-8	Estill/1-2
3/8	Evansville	L	3-4	Massey/0-3
3/9	Evansville	L	3-13	Link/0-1
3/12	# Indiana State	L	2-4	Bryant/1-2
3/13	# Connecticut	L	0-3	Massey/0-4
3/13	# Little Rock	L	0-3	Estill/1-3
3/15	Birmingham-Southern (A)	L	1-7	Ledlow/1-2
3/16	Birmingham-Southern (A)	L	7-9	Link/0-2
3/17	Lipscomb (A)	L	4-6	Bryant/1-3
3/25	* Eastern Illinois	W	16-4	Massey/1-4
3/25	* Eastern Illinois	L	1-3	Ledlow/1-3
3/26	* Eastern Illinois	L	2-7	Estill/1-4
3/29	Southern Illinois (A)	L	3-4	Summers/0-1
4/3	* Eastern Kentucky (A)	L	2-11	Massey/1-5
4/3	* Eastern Kentucky (A)	W	6-5	Bryant/2-3
4/5	Arkansas State	L	1-7	Estill/1-5
4/9	* Morehead State	L	3-8	Ledlow/1-4
4/9	* Morehead State	L	3-5	Bryant/2-4
4/10	* Morehead State	L	11-18	Estill/1-6
4/13	Saint Louis (A)	W	9-7	Summers/1-0
4/16	* Tennessee Tech (A)	L	2-5	Ledlow/1-5
4/16	* Tennessee Tech (A)	W	3-2	Bryant/3-4
4/17	* Tennessee Tech (A)	L	0-8	Estill/1-7
4/19	Southern Illinois	L	7-12	Smothers/0-1

4/20	Lipscomb	L	3-8	Link/0-3
4/23	* Austin Peay	L	3-14	Ledlow/1-6
4/23	* Austin Peay	L	0-2	Bryant/3-5
4/24	* Austin Peay	L	1-6	Estill/1-8
4/27	Belmont	L	2-3	Smothers/0-2
4/30	* Murray State	L	3-4	Ledlow/1-7
4/30	* Murray State	L	2-6	Bryant/3-6
5/1	* Murray State	W	4-2	Massey/2-5
5/3	Belmont (A)	L	2-5	Link/0-4
5/3	Belmont (A)	W	10-8	Smothers/1-2
5/7	* Jacksonville State (A)	L	0-8	Ledlow/1-8
5/7	* Jacksonville State (A)	L	4-6	Summers/1-2
5/8	* Jacksonville State (A)	W	4-3	Massey/3-5
5/11	Memphis (A)	L	3-7	Smothers/1-3
5/14	* Samford	W	7-6	Summers/2-2
5/14	* Samford	L	0-8	Bryant/3-6
5/15	* Samford	L	1-7	Massey/3-6
5/17	Mississippi State (A)	L	3-17	Estill/1-9
5/17	Mississippi State (A)	L	3-8	Smothers/1-4
5/20	* Southeast Missouri (A)	L	4-6	Ledlow/1-9
5/20	* Southeast Missouri (A)	L	2-4	Bryant/3-8
5/21	* Southeast Missouri (A)	L	3-4	Massey/3-7

*Ohio Valley Conference Game
Millington, Tenn.

2006 Results

Victor (Bubba) Cates

Overall: 20-35 • OVC: 9-18

Home: 14-10 • Away: 6-24 • Neutral: 0-1

Date	Opponent	W/L	UTM-OPP	Pitcher/Rcd.
2/17	Northern State (A)	L	1-9	Smothers/0-1
2/17	Northwestern State (A)	L	1-7	Ledlow/0-1
2/19	Northwestern State (A)	L	2-7	Rockholt/0-1
2/25	Bradley	L	2-7	Smothers/0-2
2/25	Bradley	W	4-3	Cameron/1-0
2/26	Bradley	L	6-14	Rockholt/0-2
2/28	Memphis (A)	L	7-9	Link/0-1
3/1	Union University	W	10-9	Cameron/2-0
3/4	Freed-Hardeman	L	5-10	Rockholt/0-3
3/4	Freed-Hardeman	W	4-3	Cameron/3-0
3/7	Arkansas State (A)	L	3-12	Link/0-2
3/7	Arkansas State (A)	W	5-4	Smothers/1-2
3/10	Little Rock (A)	L	2-5	Ledlow/0-2
3/11	Little Rock (A)	L	7-12	Smothers/1-3
3/11	Little Rock (A)	L	4-5	Estill/0-1
3/14	Belmont (A)	W	4-3	Dobson/1-0
3/15	Lipscomb (A)	L	3-4	Ledlow/0-3
3/16	Middle Tennessee (A)	L	11-12	Dobson/1-1
3/25	* Southeast Missouri	W	3-2	Dobson/2-1
3/25	* Southeast Missouri	W	2-1	Smothers/2-3
3/26	* Southeast Missouri	W	1-0	Rockholt/1-3
3/29	Southern Illinois (A)	L	1-7	Link/0-3
4/1	* Eastern Illinois (A)	L	1-6	Ledlow/0-4
4/1	* Eastern Illinois (A)	L	4-5	Dobson/2-2
4/2	* Eastern Illinois (A)	W	8-5	Rockholt/2-3
4/4	Southern Illinois	W	5-4	Estill/1-1
4/5	^ Memphis	L	4-5	Dobson/2-3
4/8	* Eastern Kentucky	L	2-4	Ledlow/0-5
4/8	* Eastern Kentucky	L	1-6	Smothers/2-5
4/9	* Eastern Kentucky	L	3-11	Rockholt/2-4
4/10	Martin Methodist (A)	L	3-4	Cameron/3-1
4/11	Saint Louis	W	12-4	Ledlow/1-5
4/14	* Morehead State (A)	L	7-10	Smothers/2-5
4/14	* Morehead State (A)	L	0-2	Ledlow/1-6
4/15	* Morehead State (A)	W	23-7	Rockholt/3-4
4/18	Arkansas State	W	11-5	Walker/1-0
4/19	Lipscomb	W	9-8	Smothers/3-5
4/22	* Tennessee Tech	W	5-1	Ledlow/2-6
4/22	* Tennessee Tech	L	5-7	Cameron/3-2
4/23	* Tennessee Tech	W	6-5	Dobson/3-3
4/27	Miss. Valley State (A)	W	1-0	Link/1-3

4/29	* Austin Peay (A)	L	1-7	Ledlow/2-7
4/29	* Austin Peay (A)	L	4-7	Smothers/3-6
4/30	* Austin Peay (A)	L	3-4	Rockholt/2-5
5/2	Belmont	W	4-1	Link/2-3
5/6	* Murray State (A)	L	4-6	Ledlow/2-8
5/6	* Murray State (A)	L	2-7	Smothers/3-7
5/7	* Murray State (A)	W	9-4	Rockholt/4-5
5/13	* Jacksonville State	L	0-7	Ledlow/2-9
5/13	* Jacksonville State	L	2-4	Smothers/3-8
5/14	* Jacksonville State	L	1-12	Rockholt/4-6
5/16	Mississippi State (A)	L	6-8	Cameron/3-3
5/19	* Samford (A)	L	4-5	Ledlow/2-10
5/19	* Samford (A)	L	0-2	Smothers/3-9
5/20	* Samford (A)	W	9-7	Cameron/4-3

*Ohio Valley Conference Game

^ Union City, Tenn.

2007 Results

Victor (Bubba) Cates

Overall: 19-36 • OVC: 7-19

Home: 16-13 • Away: 3-21 • Neutral: 0-2

Date	Opponent	W/L	UTM-OPP	Pitcher/Rcd.
2/16	Southeastern Louisiana (A)	L	6-3	Ledlow/0-1
2/17	Southeastern Louisiana (A)	L	16-1	Smothers/0-1
2/18	Southeastern Louisiana (A)	L	10-3	Rockholt/0-1
2/25	Bradley	L	14-8	Webb/0-1
2/25	Bradley	W	3-2	Rockholt/1-1
2/27	Memphis (A)	L	2-1	Webb/0-2
2/28	Southern Illinois	L	12-5	Blackmon/0-1
3/6	South Dakota State	W	5-4 (10)	Cameron/1-0
3/7	South Dakota State	L	15-4	Walker/0-1
3/9	Kentucky (A)	L	6-4	Ledlow/0-2
3/10	Kentucky (A)	L	27-0	Walker/0-2
3/11	Kentucky (A)	L	16-7	Smothers/0-2
3/13	McKendree	W	6-0	Blackmon/1-1
3/14	McKendree	W	17-8	Rockholt/2-1
3/17	IPFW	W	4-1	Ledlow/1-2
3/17	IPFW	W	5-2	Walker/1-2
3/18	IPFW	L	7-5	Smothers/0-3
3/20	Saint Louis (A)	L	1-0	Rockholt/2-2
3/24	* Southeast Missouri (A)	L	7-6	Cameron/1-1
3/24	* Southeast Missouri (A)	L	7-5	Walker/1-3
3/25	* Southeast Missouri (A)	L	18-8	Blackmon/1-2
3/27	Arkansas State	W	8-3	Smothers/1-3
3/28	Southern Illinois (A)	L	13-8	Walker/1-4
3/31	* Eastern Illinois	W	8-7	Cameron/2-1
4/1	* Eastern Illinois	L	8-5	Blackmon/1-3
4/1	* Eastern Illinois	L	8-7	Cameron/2-2
4/4	Lipscomb (A)	L	5-3	Cameron/2-3
4/6	* Eastern Kentucky (A)	L	13-8	Ledlow/1-3
4/6	* Eastern Kentucky (A)	W	6-1	Blackmon/2-3
4/9	& Martin Methodist	L	14-10 (12)	Cameron/2-4
4/11	Saint Louis	W	5-1	Rockholt/3-2
4/14	* Morehead State	W	7-6 (10)	Cameron/3-4
4/15	* Morehead State	L	8-0	Blackmon/2-4
4/15	* Morehead State	W	5-4 (8)	Walker/2-4
4/17	Arkansas State (A)	L	6-1	Walker/2-5
4/19	Lyon College	W	7-3	Rockholt/4-2
4/20	* Tennessee Tech (A)	L	8-5	Rockholt/4-3
4/21	* Tennessee Tech (A)	L	7-3	Blackmon/2-5
4/22	* Tennessee Tech (A)	L	9-5	Smothers/1-4
4/24	Belmont	W	11-8	Webb/1-2
4/25	Lipscomb	W	20-15	Smothers/2-4
4/28	* Austin Peay	L	4-0	Ledlow/1-4
4/28	* Austin Peay	L	15-3	Blackmon/2-6
4/29	* Austin Peay	L	4-2	Walker/2-6
5/1	Belmont (A)	W	3-1	Smothers/2-4
5/5	* Murray State	L	10-6	Ledlow/1-5
5/5	* Murray State	W	10-9	Cameron/4-4
5/6	* Murray State	W	8-5	Walker/3-6
5/12	* Jacksonville State (A)	L	13-2	Ledlow/1-6

79

YEARLY DIVISION I RESULTS

5/12	* Jacksonville State (A)	W	4-3	Blackmon/3-6
5/13	* Jacksonville State (A)	L	3-1	Walker/3-7
5/15	^ - Memphis	L	5-3	Smothers/3-5
5/18	* Samford	L	13-5	Walker/3-8
5/18	* Samford	L	11-3	Blackmon/3-7
5/19	* Samford	L	7-1	Smothers/3-6

*Ohio Valley Conference Game
& Savannah, Tenn.
^ Union City, Tenn.

2008 Results Victor (Bubba) Cates Overall: 10-41 • OVC: 5-25

Home: 4-15 • Away: 5-23 • Neutral: 1-3

Date	Opponent	W/L	UTM-OPP	Pitcher/Rcd.
2/23	USC Upstate (A)	L	5-7	Walker/0-1
2/23	^George Washington	L	6-10	McElyea/0-1
2/14	^NJIT	L	4-14	Cates/0-1
2/27	Memphis (A)	L	7-10	Sutton/0-1
2/28	Southern Illinois	L	6-10	McElyea/0-2
3/1	Creighton	L	4-9	Blackmon/0-1
3/1	Creighton	L	1-12	Walker/0-2
3/2	Creighton	L	2-8	Lantz/0-1
3/6	Lambuth	L	6-11	Cates/0-2
3/11	Little Rock (A)	W	2-0	Walker/1-0
3/12	Little Rock (A)	L	5-19	Lantz/0-2
3/14	Louisiana Tech (A)	L	5-8	Cates/0-3
3/15	Louisiana Tech (A)	L	1-6	Patterson/0-1
3/16	Louisiana Tech (A)	L	6-11	Lantz/0-3
3/21	* Samford (A)	L	3-5	Walker/1-3
3/21	* Samford (A)	L	1-14	Lantz/0-4
3/22	* Samford (A)	L	5-12	Patterson/0-2
3/25	Arkansas State	L	6-12	Blackmon/0-2
3/26	Southern Illinois (A)	L	3-6	Cates/0-4
3/29	* Southeast Missouri	L	6-19	Walker/1-4
4/1	Arkansas State (A)	W	9-8 (10)	Patterson/1-2
4/2	Lipscomb	W	9-8 (10)	Sutton/1-1
4/5	* Eastern Illinois	L	4-6	Walker/1-5
4/5	* Eastern Illinois	L	6-8	Lantz/0-5
4/6	* Eastern Illinois	L	2-13	Patterson/1-3
4/8	Evansville	L	10-15	Cates/0-5
4/9	Lipscomb (A)	L	9-10	McElyea/0-3
4/12	* Eastern Kentucky	L	3-6	Walker/1-6
4/12	* Eastern Kentucky	L	0-6	Lantz/0-6
4/13	* Eastern Kentucky	W	6-3	Sutton/2-1
4/15	Saint Louis (A)	L	4-11	Cates/0-6
4/16	# Memphis	L	3-7	McElyea/0-4
4/19	* Morehead State (A)	L	8-16	Walker/1-7
4/19	* Morehead State (A)	W	16-12	Patterson/2-3
4/20	* Morehead State (A)	L	8-13	Lantz/1-7
4/22	Evansville (A)	W	13-12	Cates/1-6
4/26	* Tennessee Tech	W	5-4	Walker/2-7
4/26	* Tennessee Tech	W	5-0	Sutton/3-1
4/27	* Tennessee Tech	L	1-8	Lantz/0-8
4/29	Belmont	W	6-5	Patterson/3-3
4/29	Belmont	L	5-14	Bixby/0-1
5/3	* Austin Peay (A)	L	3-13	Walker/2-8
5/4	* Austin Peay (A)	W	4-2	Sutton/4-1
5/4	* Austin Peay (A)	L	3-12	McElyea/0-5
5/10	* Murray State (A)	L	1-5	Walker/2-9
5/10	* Murray State (A)	L	1-5	Sutton/4-2
5/11	* Murray State (A)	L	4-13	McElyea/0-6
5/13	Belmont (A)	L	5-12	Bowker/0-1
5/16	* Jacksonville State	L	7-10	Walker/2-10
5/16	* Jacksonville State	L	0-5	Sutton/4-3
5/17	* Jacksonville State	L	8-15	McElyea/0-7

*Ohio Valley Conference Game
^ Spartanburg, SC
Jackson, Tenn.

2009 Results Victor (Bubba) Cates Overall: 21-30 • OVC: 10-14 Home: 12-13 • Away: 9-16 • Neutral: 0-1

Date	Opponent	W/L	UTM-OPP	Pitcher/Rcd.
2/20	Central Arkansas (A)	L	5-11	Green/0-1
2/21	Central Arkansas (A)	W	7-6	Hensley/1-0
2/22	Central Arkansas (A)	L	6-15	Flaniken/0-1
2/24	Southern Illinois	W	6-5	Bowker/1-0
2/25	Evansville	W	13-2	Green/1-1
3/3	Southern Illinois (A)	L	4-5	Green/1-2
3/4	Bethel	W	8-7	Patterson/1-0
3/5	Lambuth	L	4-8	Flaniken/0-2
3/10	UAB (A)	L	5-13	Green/1-3
3/11	UAB (A)	L	2-13	Cates/0-1
3/13	Georgia State (A)	L	7-10	Hensley/1-1
3/13	Georgia State (A)	W	8-7 (10)	Hensley/2-1
3/17	Memphis (A)	W	9-2	Green/2-3
3/18	Iowa	L	6-25	Bowker/1-1
3/20	Purdue	L	7-11 (10)	Patterson/1-1
3/21	SIUE	L	7-9	Flaniken/0-3
3/22	SIUE	W	12-5	Green/3-3
3/24	Little Rock	W	20-11	Vesser/1-0
3/25	Little Rock	W	12-3	Hensley/3-1
3/28	* Southeast Missouri (A)	L	5-6 (10)	Hensley/3-2
3/28	* Southeast Missouri (A)	L	7-9	Lozupone/0-1
3/29	* Southeast Missouri (A)	L	8-12	Vesser/1-1
4/1	Evansville (A)	L	1-9	Cates/0-2
4/4	* Eastern Kentucky (A)	L	7-12	Green/3-4
4/4	* Eastern Kentucky (A)	L	2-4	Lozupone/0-2
4/5	* Eastern Kentucky (A)	W	10-9 (10)	Owen/1-0
4/7	Belmont	L	4-6	Flaniken/0-4
4/10	* Eastern Illinois	L	3-10	Green/3-5
4/10	* Eastern Illinois	W	13-3	Lozupone/1-2
4/11	* Eastern Illinois	W#	3-30	None
4/14	Saint Louis	L	3-4	Cates/0-3
4/15	Lipscomb (A)	W	10-6	Patterson/2-1
4/18	* Morehead State	L	2-16	Green/3-6
4/18	* Morehead State	W	6-5	Flaniken/1-4
4/19	* Morehead State	L	10-17	Patterson/2-2
4/21	Arkansas State	W	6-2	Cates/1-3
4/22	\$ Memphis	L	4-6	Hensley/3-3
4/25	* Tennessee Tech (A)	W	21-5	Lozupone/2-2
4/25	* Tennessee Tech (A)	L	0-1	Green/3-7
4/26	* Tennessee Tech (A)	L	6-12	Flaniken/1-5
5/2	* Austin Peay	L	3-6	Green/3-8
5/2	* Austin Peay	L	6-8	Flaniken/1-6
5/3	* Austin Peay	W	6-1	Hensley/4-3
5/9	* Murray State	L	0-12	Lozupone/2-3
5/9	* Murray State	W	3-2	Green/4-8
5/10	* Murray State	L	4-13	Hensley/4-4
5/13	Belmont (A)	L	6-12	Cates/1-4
5/13	Belmont (A)	L	4-8	Flaniken/1-7
5/15	* Jacksonville State (A)	W	11-7	Lozupone/3-3
5/15	* Jacksonville State (A)	W	17-2	Green/5-8
5/16	* Jacksonville State (A)	W	3-2	Webb/1-0

*Ohio Valley Conference Game
Game was forfeited by Eastern Illinois
\$ Jackson, Tenn.

2010 Results Victor (Bubba) Cates Overall: 24-31 • OVC: 8-16 Home: 15-11 • Away: 7-20 • Neutral: 2-0

Date	Opponent	W/L	UTM-OPP	Pitcher/Rcd.
2/20	IPFW	W	5-2	Green/1-0
2/20	IPFW	W	5-1	Lozupone/1-0
2/21	IPFW	W	7-6 (11)	Mills/1-0
2/23	Memphis	W	5-4	Cupples/1-0
2/26	# Houston Baptist	W	7-4	Lozupone/2-0
2/27	Nicholls State (A)	L	2-8	Green/1-1

2/28	# Bryant	W	6-3	Mills/2-0
3/3	Lipscomb	L	1-4	Swaringen/0-1
3/6	Indiana State (A)	W	4-3	Green/2-1
3/6	Indiana State (A)	L	4-5 (13)	Tobik/0-1
3/7	Indiana State (A)	L	7-12	Flaniken/0-1
3/10	Vanderbilt (A)	L	1-9	Cupples/1-1
3/12	King College	W	8-6	Tobik/1-1
3/13	King College	L	4-5	Mills/2-1
3/16	Little Rock (A)	L	7-8	Swaringen/0-2
3/17	Little Rock (A)	L	5-7	Boshers/0-1
3/19	Cleveland State	W	17-6	Green/3-1
3/20	Cleveland State	W	16-9	Tobik/2-1
3/20	Cleveland State	W	20-11	Cupples/2-1
3/23	Southern Illinois	L	3-20	Boshers/0-2
3/27	* Jacksonville State	W	9-7	Green/4-1
3/27	* Jacksonville State	L	9-11	Swaringen/0-3
3/28	* Jacksonville State	L	6-11	Mills/2-2
3/30	Southern Illinois (A)	L	3-15	Boshers/0-3
4/2	* Murray State (A)	L	2-20	Green/4-2
4/2	* Murray State (A)	L	5-13	Lozupone/2-1
4/3	* Murray State (A)	L	5-7	Boshers/0-4
4/6	Arkansas State	W	17-12	Alsop/1-0
4/10	SIUE (A)	W	7-4	Boshers/1-4
4/10	SIUE (A)	L	3-6	Lozupone/2-2
4/11	SIUE (A)	W	11-7	Green/5-2
4/13	Lambuth	W	7-6	Flaniken/1-1
4/17	* Southeast Missouri	W	12-4	Boshers/2-4
4/17	* Southeast Missouri	W	6-3	Green/6-2
4/18	* Southeast Missouri	L	1-15	Lozupone/2-3
4/21	Lipscomb (A)	L	4-7	Floyd/0-1
4/24	* Eastern Kentucky	W	18-9	Green/7-2
4/25	* Eastern Kentucky	L	3-7	Boshers/2-5
4/25	* Eastern Kentucky	L	4-7	Swaringen/0-4
4/28	Ole Miss (A)	L	6-15	Miller/0-1
5/1	* Eastern Illinois (A)	L	3-7	Boshers/2-6
5/1	* Eastern Illinois (A)	W	2-1	Green/8-2
5/2	* Eastern Illinois (A)	L	2-5	Floyd/0-2
5/4	Arkansas State (A)	L	3-8	Flaniken/1-2
5/8	* Morehead State (A)	W	10-9	Tobik/3-1
5/8	* Morehead State (A)	W	17-8	Green/9-2
5/9	* Morehead State (A)	L	9-10	Mills/2-3
5/12	Belmont	L	6-16	Swaringen/0-5
5/15	* Tennessee Tech	L	7-9 (13)	Flaniken/1-3
5/15	* Tennessee Tech	L	2-6	Green/9-3
5/16	* Tennessee Tech	W	12-9	Flaniken/2-3
5/18	Belmont (A)	W	16-9	Flaniken/3-3
5/21	* Austin Peay (A)	L	7-9	Green/9-4
5/22	* Austin Peay (A)	L	3-9	Tobik/3-2
5/22	* Austin Peay (A)	L	9-11	Flaniken/3-4

*Ohio Valley Conference Game
Thibodaux, La.

2011 Results Victor (Bubba) Cates Overall: 20-36 • OVC: 10-13 Home: 14-13 • Away: 5-21 • Neutral: 1-2

Date	Opponent	W/L	UTM-OPP	Pitcher/Rcd.
2/18	South Alabama (A)	L	1-6	Tobik/0-1
2/19	South Alabama (A)	L	3-4	Patterson/0-1
2/20	South Alabama (A)	L	10-11	Mills/0-1
2/22	Southern Illinois	W	5-1	Rodgers/1-0
2/26	Indiana State	L	3-11	Tobik/0-2
2/26	Indiana State	L	7-10	Kelley/0-1
2/27	Indiana State	W	9-8	Frederick/1-0
3/1	Evansville	L	3-16	Rodgers/1-1
3/4	South Dakota State	W	14-5	Mills/1-1
3/6	South Dakota State	L	0-2	Kelley/0-2
3/7	South Dakota State	L	3-10	Rodgers/1-2
3/11	Purdue	L	3-4	Tobik/0-3
3/12	Purdue	L	7-8	Frederick/1-1
3/13	Purdue	W	10-9	Jones/1-0



YEARLY DIVISION I RESULTS

3/15	Memphis (A)	L	5-11	Rodgers/1-3
3/16	Arkansas State (A)	L	3-5	Patterson/0-2
3/18	UAB (A)	L	2-4	Mills/1-2
3/19	UAB (A)	L	1-2 (12)	Mills/1-3
3/20	UAB (A)	L	6-8	C. Young/0-1
3/23	Evansville (A)	L	6-18	Rodgers/1-4
3/26	* Jacksonville State (A)	W	9-3	Tobik/1-3
3/26	* Jacksonville State (A)	L	4-7	Kelley/0-3
3/27	* Jacksonville State (A)	L	12-13	Patterson/0-3
3/29	Vanderbilt (A)	L	3-10	Skubina/0-1
4/2	* Murray State	L	3-6	Tobik/1-4
4/2	* Murray State	L	4-12	Kelley/0-4
4/3	* Murray State	W	14-13	Mills/2-3
4/6	Belmont	W	9-8	Mills/3-3
4/9	SIUE	L	2-13	Tobik/1-5
4/9	SIUE	W	7-6	Mills/4-3
4/10	SIUE	W	20-14	Frederick/2-1
4/13	Lipscomb	W	7-4	Boshers/1-0
4/16	* Southeast Missouri (A)	L	2-8	Tobik/1-6
4/16	* Southeast Missouri (A)	L	2-8	Kelley/0-5
4/17	* Southeast Missouri (A)	L	4-8	Patterson/0-4
4/19	Southern Illinois (A)	W	5-3	Boshers/2-0
4/22	* Eastern Kentucky (A)	W	11-2	Tobik/2-6
4/22	* Eastern Kentucky (A)	W	5-3	Kelley/1-5
4/23	* Eastern Kentucky (A)	W	4-2 (8)	Boshers/3-0
4/30	* Eastern Illinois	W	6-4	Tobik/3-6
4/30	* Eastern Illinois	W	5-4	Boshers/4-0
5/7	* Morehead State	L	9-10	Boshers/4-1
5/7	* Morehead State	W	7-6 (8)	Frederick/3-1
5/8	* Morehead State	W	9-8	Mills/5-3
5/11	Belmont (A)	L	3-24	Cupples/0-1
5/11	Belmont (A)	L	5-14	Jones/1-1
5/14	* Tennessee Tech (A)	L	5-11	Tobik/3-7
5/14	* Tennessee Tech (A)	L	7-8 (12)	Mills/5-4
5/15	* Tennessee Tech (A)	L	7-8 (11)	Boshers/4-2
5/17	Arkansas (A)	L	2-6	Frederick/3-2
5/20	* Austin Peay	L	6-11	Boshers/4-3
5/20	* Austin Peay	L	3-14	Kelley/1-6
5/21	* Austin Peay	W	7-6	Mills/6-4
5/25	\$ Jacksonville State	L	8-9	Boshers/4-4
5/26	\$ Eastern Kentucky	W	6-2	Mills/7-4
5/27	\$ Southeast Missouri	L	7-12	Kelley/1-7

*Ohio Valley Conference Game
\$ OVC Tournament (Jackson, Tenn.)

2012 Results
Victor (Bubba) Cates
Overall: 13-41 • OVC: 7-20
Home: 10-14 • Away: 2-26 • Neutral: 1-1

Date	Opponent	W/L	UTM-OPP	Pitcher/Rcd.
2/17	Georgia Southern (A)	L	5-7	Mills/0-1
2/18	Georgia Southern (A)	L	1-10	Lozupone/0-1
2/19	Georgia Southern (A)	L	2-11	Kelley/0-1
2/21	Southern Illinois	W	9-4	Frederick/1-0
2/22	Union	L	4-9	Boshers/0-1
2/25	Butler	W	5-0	Mills/1-1
2/25	Butler	W	5-4	Smith/1-0
2/26	Butler	L	5-13	Kelley/0-2
2/29	Evansville	L	5-9	Boshers/0-2
3/2	Little Rock	L	3-11	Mills/1-2
3/3	Little Rock	L	4-12	Frederick/1-1
3/4	Little Rock	L	11-12 (10)	Lundgrin/0-1
3/6	Ole Miss (A)	L	4-20	Potts/0-1
3/9	Indiana State (A)	L	3-5	Cox/0-1
3/10	Indiana State (A)	L	5-7	Frederick/0-1
3/11	Indiana State (A)	L	4-15	Lozupone/0-2
3/13	Evansville (A)	L	5-6	Tobik/0-1
3/16	% Air Force	W	6-2	Mills/2-2
3/18	Saint Louis (A)	L	2-3 (10)	Lundgrin/0-2
3/20	Christian Brothers	W	10-1	Smith/2-0
3/23	* Tennessee Tech	W	6-5	Tobik/1-1

3/24	* Tennessee Tech	L	1-11	Frederick/1-3
3/25	* Tennessee Tech	W	13-6	Smith/3-0
3/27	Lipscomb	W	4-3	Tobik/2-1
3/30	* Austin Peay (A)	L	2-10	Mills/2-3
3/31	* Austin Peay (A)	L	0-4	Frederick/1-4
4/1	* Austin Peay (A)	L	8-12	Boshers/0-3
4/3	Vanderbilt (A)	L	2-16	Lozupone/0-3
4/6	* Murray State (A)	L	2-4	Mills/2-4
4/6	* Murray State (A)	W	4-3	Frederick/2-4
4/7	* Murray State (A)	L	0-7	Smith/3-1
4/11	Lipscomb (A)	L	4-15	Lozupone/0-4
4/13	* Jacksonville State	L	10-13	Mills/2-5
4/14	* Jacksonville State	W	7-4	Frederick/3-4
4/15	* Jacksonville State	L	8-14	Smith/3-2
4/18	Southern Illinois (A)	L	3-10	Kelley/0-3
4/20	* SIUE (A)	L	2-3 (11)	Tobik/2-2
4/21	* SIUE (A)	L	2-10	Frederick/3-5
4/22	* SIUE (A)	L	5-12	Smith/3-3
4/24	Belmont (A)	L	3-6	Lundgrin/0-3
4/27	* Southeast Missouri	W	5-4	Tobik/3-2
4/28	* Southeast Missouri	L	1-13	Frederick/3-6
4/29	* Southeast Missouri	L	2-14	Kelley/0-4
5/4	* Eastern Kentucky	W	11-7	Mills/3-5
5/5	* Eastern Kentucky	L	3-16	Boshers/0-4
5/6	* Eastern Kentucky	L	7-8	Frederick/3-7
5/9	Belmont	L	0-5	Kelley/0-5
5/11	* Eastern Illinois (A)	W	5-4	Mills/4-5
5/12	* Eastern Illinois (A)	L	2-6	Boshers/0-5
5/13	* Eastern Illinois (A)	L	4-13	Frederick/3-8
5/15	Memphis (A)	L	3-13	Lozupone/0-5
5/17	* Morehead State (A)	L	2-8	Mills/4-6
5/18	* Morehead State (A)	L	5-8	Boshers/0-6
5/19	* Morehead State (A)	L	5-8	Frederick/3-9

*Ohio Valley Conference Game
*St. Louis, Mo.

2013 Results
Victor (Bubba) Cates
Overall: 11-40 • OVC: 4-26
Home: 9-17 • Away: 2-23 • Neutral: 0-0

Date	Opponent	W/L	UTM-OPP	Pitcher/Rcd.
2/15	Southeastern Louisiana (A)	L	4-5	Smith/0-1
2/16	Southeastern Louisiana (A)	L	3-5	Houston/0-1
2/17	Southeastern Louisiana (A)	L	3-9	Boshers/0-1
2/19	Southern Illinois	L	4-8	Houston/0-2
2/20	Ole Miss (A)	L	2-15	Smith/0-2
2/23	Purdue Fort Wayne	W	5-4	Ross/1-0
2/24	Purdue Fort Wayne	W	1-0	Potts/1-0
2/24	Purdue Fort Wayne	W	4-3	Skubina/1-0
3/3	North Dakota State	W	3-2	Ross/2-0
3/3	North Dakota State	L	0-5	Tobik/0-1
3/4	Mid-Continent	W	14-9	Potts/2-0
3/5	Arkansas State (A)	L	0-9	Houston/0-3
3/8	* Jacksonville State	W	5-3	Tobik/1-1
3/9	* Jacksonville State	L	5-10	Cox/0-1
3/9	* Jacksonville State	L	2-20	Potts/2-1
3/12	Lipscomb	W	4-3	Houston/1-3
3/15	* Murray State (A)	L	4-5	Ross/2-1
3/16	* Murray State (A)	L	13-15	Lundgrin/0-1
3/16	* Murray State (A)	L	7-11	Potts/2-2
3/19	Memphis	L	4-18	Houston/1-4
3/20	Evansville	W	8-3	Potts/3-2
3/22	* Tennessee Tech	L	1-3	Tobik/1-2
3/23	* Tennessee Tech	L	8-13	Cox/0-2
3/24	* Tennessee Tech	L	5-8	Jones/0-1
3/28	* Southeast Missouri (A)	L	5-8	Tobik/1-3
3/29	* Southeast Missouri (A)	L	6-9	Cox/0-3
3/30	* Southeast Missouri (A)	L	2-7	Potts/3-3
4/2	Evansville (A)	L	1-6	Houston/1-5
4/5	* Belmont	L	0-4	Tobik/1-4
4/6	* Belmont	W	9-8	Ross/3-1

4/7	* Belmont	L	2-11	Potts/3-4
4/9	Vanderbilt (A)	L	3-10	Ross/3-2
4/12	* Eastern Kentucky (A)	L	4-30	Tobik/1-5
4/13	* Eastern Kentucky (A)	L	3-7	Ross/3-3
4/14	* Eastern Kentucky (A)	W	5-1	Potts/4-4
4/16	Southern Illinois (A)	L	6-7	Skubina/1-1
4/19	* Morehead State	L	1-3	Smith/0-3
4/20	* Morehead State	L	3-7	Cox/0-4
4/21	* Morehead State	L	6-11	Potts/4-5
4/23	Central Arkansas (A)	L	8-16	Houston/1-6
5/4	* SIUE (A)	L	1-10	Tobik/1-6
5/5	* SIUE (A)	L	3-5	Cox/0-5
5/6	* SIUE (A)	L	2-3 (10)	Smith/0-4
5/7	Lipscomb (A)	L	3-12	Ross/3-4
5/10	* Austin Peay	L	5-9	Tobik/1-7
5/11	* Austin Peay	L	1-5	Cox/0-6
5/12	* Austin Peay	L	0-8	Potts/4-6
5/14	Central Arkansas	L	4-16	Lundgrin/0-2
5/16	* Eastern Illinois (A)	W	4-3	Smith/1-4
5/17	* Eastern Illinois (A)	L	0-9	Cox/0-7
5/18	* Eastern Illinois	L	3-5	Potts/4-7

*Ohio Valley Conference Game

2014 Results
Brad Goss
Overall: 9-42 • OVC: 5-25
Home: 5-15 • Away: 3-25 • Neutral: 1-2

Date	Opponent	W/L	UTM-OPP	Pitcher/Rcd.
2/14	UAB (A)	L	0-5	Cox/0-1
2/15	UAB (A)	L	2-3	Jones/0-1
2/16	UAB (A)	L	3-5	Martin/0-1
2/19	Ole Miss (A)	L	0-6	Boshers/0-1
2/21	^ vs. Eastern Michigan	L	3-17	Cox/0-2
2/22	^ vs. Eastern Michigan	L	6-18	Potts/0-1
2/23	^ vs. Eastern Michigan	W	5-3	Jones/1-1
2/25	Southern Illinois	L	2-6	Smith/0-1
2/28	Stephen F. Austin (A)	L	4-9	Cox/0-3
3/1	Stephen F. Austin (A)	L	6-10	Ross/0-1
3/1	Stephen F. Austin (A)	L	0-1	Martin/0-2
3/7	* Jacksonville State (A)	L	5-10	Boshers/0-2
3/8	* Jacksonville State (A)	L	2-6	Potts/0-2
3/9	* Jacksonville State (A)	L	4-6	Martin/0-3
3/14	* Murray State	L	2-10	Potts/0-3
3/15	* Murray State	L	2-7	Cox/0-4
3/15	* Murray State	W	6-5	Houston/1-0
3/18	Evansville (A)	L	2-5	Ross/0-2
3/18	Evansville (A)	L	5-6 (8)	Houston/1-1
3/21	* Tennessee Tech (A)	L	5-14	Cox/0-5
3/22	* Tennessee Tech (A)	W	7-5	Smith/1-1
3/23	* Tennessee Tech (A)	L	0-2	Martin/0-4
3/28	* Southeast Missouri	L	0-13	Cox/0-6
3/29	* Southeast Missouri	L	3-9	Potts/0-4
3/30	* Southeast Missouri	L	1-11	Martin/0-5
4/1	Vanderbilt (A)	L	0-5	Ross/0-3
4/4	* Belmont (A)	L	1-5	Cox/0-7
4/5	* Belmont (A)	L	1-3	Potts/0-5
4/6	* Belmont (A)	L	3-6	Martin/0-6
4/9	Lipscomb	L	2-12	Flores/0-1
4/11	* Eastern Kentucky	L	1-9	Cox/0-8
4/12	* Eastern Kentucky	L	13-18	Potts/0-6
4/13	* Eastern Kentucky	W	9-4	Houston/2-1
4/15	Southern Illinois (A)	L	5-16	Ross/0-4
4/17	* Morehead State (A)	L	3-6	Cox/0-9
4/18	* Morehead State (A)	L	6-14	Smith/1-2
4/19	* Morehead State (A)	L	4-6	Martin/0-7
4/22	Saint Louis	W	9-2	Ross/1-4
4/25	Missouri State	W	4-3	Smith/2-2
4/26	Missouri State	L	5-7	Potts/0-7
5/2	* SIUE	L	7-14	Smith/2-3
5/3	* SIUE	W	3-2	Potts/1-7
5/4	* SIUE	L	8-13	Ross/1-5

81

YEARLY DIVISION I RESULTS

5/6	Lipscomb (A)	W	4-0	Boshers/1-2
5/10	* Austin Peay (A)	W	6-3 (12)	Houston/3-1
5/11	* Austin Peay (A)	L	2-10	Potts/1-8
5/12	* Austin Peay (A)	L	12-13	Houston/3-2
5/13	Memphis (A)	L	0-11	Boshers/1-3
5/15	* Eastern Illinois	L	1-3	Potts/1-9
5/16	* Eastern Illinois	L	3-7	Martin/0-8
5/17	* Eastern Illinois	L	1-5	Boshers/1-4

*Ohio Valley Conference Game
^ Nashville, Tenn.

2015 Results

Rick Robinson

Overall: 17-35 • OVC: 9-20

Home: 8-10 • Away: 6-18 • Neutral: 3-7

Date	Opponent	W/L	UTM-OPP	Pitcher/Rcd.
2/13	Texas-Pan American^	W	1-0	Smith/1-0
2/14	Texas-Pan American^	L	7-8	Schaenzer/0-1
2/14	Jackson State (A)	L	10-20	Flores/0-1
2/15	Jackson State (A)	L	4-9	Douglas/0-1
2/20	Western Michigan&	L	4-6	Bernard/0-1
2/21	Western Michigan&	L	7-11	Bernard/0-2
2/21	Western Michigan&	L	0-10	Martin/0-1
2/24	Vanderbilt (A)	L	3-16	Shaw/0-1
3/7	* Murray State!	W	6-3	Fidler/1-0
3/7	* Murray State!	L	1-2	Smith/1-1
3/8	* Murray State!	L	2-4	Martin/0-2
3/11	* Austin Peay (A)	L	2-5	Fidler/1-1
3/14	* Tennessee Tech	L	0-2	Smith/1-2
3/15	* Tennessee Tech	W	7-5	Fidler/2-1
3/16	* Tennessee Tech	L	3-9	Martin/0-3
3/17	Southern Illinois	W	8-7	Bernard/1-2
3/18	Saint Louis (A)	L	5-6	Schaenzer/0-2
3/20	* Southeast Missouri (A)	L	2-16	Shaw/0-2
3/21	* Southeast Missouri (A)	L	0-13	Smith/1-3
3/22	* Southeast Missouri (A)	L	4-5 (12)	Poteete/0-1
3/24	Christian Brothers	W	10-4	Stevens/1-0
3/25	Union (A)	W	7-1	Flores/1-1
3/27	* Belmont	W	7-4	Poteete/1-1
3/28	* Belmont	W	5-4 (10)	Martin/1-3
3/29	* Belmont	L	10-34	Smith/1-4
3/31	Evansville	L	11-15	Shaw/0-3
4/2	* Eastern Kentucky (A)	L	6-10	Martin/1-4
4/4	* Eastern Kentucky (A)	L	2-9	Zarubin/0-1
4/4	* Eastern Kentucky (A)	W	7-3	Smith/2-4
4/8	Bethel	W	12-9	Schaenzer/1-2
4/10	* Morehead State	L	5-9	Martin/1-5
4/11	* Morehead State	L	6-8	Smith/2-5
4/12	* Morehead State	L	7-17	Poteete/1-2
4/15	Ole Miss (A)	L	1-11	Zarubin/0-2
4/17	Missouri State (A)	W	6-2	Poteete/2-2
4/18	Missouri State (A)	L	3-6	Symon/0-1
4/19	Missouri State (A)	L	4-5	Smith/2-6
4/22	Southern Illinois (A)	W	11-9	Martin/2-5
4/24	* SIUE (A)	L	3-4	Smith/2-7
4/25	* SIUE (A)	L	3-6	Symon/0-2
4/26	* SIUE (A)	L	2-6	Smith/2-8
4/28	Murray State#	W	14-3	Martin/3-5
5/1	* Austin Peay	L	3-11	Poteete/2-3
5/2	* Austin Peay	W	16-7	Smith/3-8
5/3	* Austin Peay	W	9-7	Symon/1-2
5/6	Evansville (A)	L	2-19	Stevens/1-1
5/8	* Eastern Illinois (A)	W	2-1 (11)	Bernard/2-2
5/9	* Eastern Illinois (A)	W	4-2	Smith/4-8
5/10	* Eastern Illinois (A)	L	0-2	Martin/3-6
5/12	Memphis@	L	1-2 (16)	Schaenzer/1-3
5/14	* Jacksonville State	L	2-14	Douglas/0-2
5/15	* Jacksonville State	L	12-13	Smith/4-9

*Ohio Valley Conference Game
^ Jackson, Miss.

& Emerson, Ga.
! Edwardsville, Ill.
Union City, Tenn.
@ Millington, Tenn.

2016 Results

Rick Robinson

Overall: 19-35 • OVC: 9-21

Home: 14-14 • Away: 6-18 • Neutral: 3-7

Date	Opponent	W/L	UTM-OPP	Pitcher/Rcd.
2/19	Jackson State (A)	L	5-8	Evans/0-1
2/20	Jackson State (A)	W	18-9	Bernard/1-0
2/20	Jackson State (A)	W	12-2	Westfall/1-0
2/21	Jackson State (A)	L	2-9	Bazzani/0-1
2/23	Vanderbilt (A)	L	6-11	Patzner/0-1
2/26	Buffalo	L	3-5	Evans/0-2
2/27	Buffalo	L	5-8	Westfall/1-1
2/28	Buffalo	L	8-15	Bazzani/0-2
3/4	Purdue Fort Wayne	L	5-6	Bernard/1-1
3/5	Purdue Fort Wayne	W	3-2(11)	Bernard/2-1
3/5	Purdue Fort Wayne	L	2-4	Bazzani/0-3
3/6	Purdue Fort Wayne	W	12-7	Westfall/2-1
3/8	Evansville	L	9-29	McKinstry/0-1
3/11	* Murray State	W	6-5	Bernard/3-1
3/12	* Murray State	L	4-7(11)	Seckinger/0-1
3/13	* Murray State	W	19-6	Patzner/1-1
3/15	Alabama A&M (A)	W	9-2	Seckinger/1-1
3/18	* Tennessee Tech (A)	L	3-12	Evans/0-3
3/19	* Tennessee Tech (A)	L	2-10	Seckinger/1-3
3/19	* Tennessee Tech (A)	L	3-5	Bazzani/0-4
3/22	Ole Miss (A)	L	2-8	Patzner/1-2
3/24	* Southeast Missouri	L	6-19	Rickman/0-1
3/25	* Southeast Missouri	W	6-15	Evans/0-4
3/26	* Southeast Missouri	L	2-26	Bazzani/0-5
3/29	Lipscomb (A)	L	4-12	Bailey/0-1
4/1	* Belmont (A)	L	8-10	Patzner/1-3
4/2	* Belmont (A)	L	7-23	Evans/0-5
4/3	* Belmont (A)	L	3-7	Bazzani/0-6
4/5	Mississippi State (A)	L	0-14	Rimmer/0-1
4/8	* Eastern Kentucky	W	20-6	Evans/1-5
4/9	* Eastern Kentucky	L	4-5	Bazzani/0-7
4/10	* Eastern Kentucky	L	1-16	Bernard/3-2
4/12	Union	W	10-3	Evans/2-5
4/15	* Morehead State (A)	L	4-10	Bazzani/0-8
4/16	* Morehead State (A)	W	6-4	Evans/3-5
4/17	* Morehead State (A)	L	7-26	Patzner/1-4
4/22	Jackson State	W	13-3	Bazzani/1-8
4/23	Jackson State	W	10-4	Bernard/4-2
4/24	Jackson State	W	11-8	Evans/4-5
4/29	* SIUE	W	5-4	Evans/5-5
4/30	* SIUE	L	4-6	Bazzani/1-9
4/30	* SIUE	W	8-7	Evans/6-5
5/3	Union (A)	L	6-7	Rimmer/0-2
5/6	* Austin Peay (A)	L	3-8	Bernard/4-3
5/7	* Austin Peay (A)	W	9-7	Evans/7-5
5/8	* Austin Peay (A)	L	5-6	Goodwin/0-1
5/10	Alabama A&M	W	11-1	Seckinger/2-2
5/13	* Eastern Illinois	L	2-16	Bernard/4-4
5/14	* Eastern Illinois	W	2-0	Bazzani/2-9
5/15	* Eastern Illinois	W	10-5	Evans/8-5
5/17	Memphis (A)^	L	4-7	Rimmer/0-3
5/19	* Jacksonville State (A)	L	6-16	Bernard/4-5
5/20	* Jacksonville State (A)	L	0-4	Bazzani/2-10
5/21	* Jacksonville State (A)	L	5-9	Seckinger/2-3

*Ohio Valley Conference Game
^ Millington, Tenn.

2017 Results

Rick Robinson

Overall: 25-30 • OVC: 12-18

Home: 16-10 • Away: 9-16 • Neutral: 0-4

Date	Opponent	W/L	UTM-OPP	Pitcher/Rcd.
2/17	% Buffalo	L	2-10	Bazzani/0-1
2/18	% Buffalo	W	14-0	Westfall/1-0
2/19	% Buffalo	W	4-3	Evans/1-0
2/24	% Arkansas-Pine Bluff	W	10-8	Bazzani/1-1
2/25	% Arkansas-Pine Bluff	W	7-1	Westfall/2-0
2/26	% Arkansas-Pine Bluff	W	4-2	Patzner/1-0
3/3	^Presbyterian	L	2-3	Evans/1-1
3/4	^Furman	L	3-11	Westfall/2-1
3/5	^Michigan State	L	1-6	Patzner/1-1
3/7	Bethel	W	19-13	Cannon/1-0
3/9	* Tennessee Tech	L	6-14	Patzner/1-2
3/10	* Tennessee Tech	L	3-4	Evans/1-2
3/10	* Tennessee Tech	L	6-9	Cain/0-1
3/15	Lipscomb (A)	W	7-3	Cannon/2-0
3/17	* Southeast Missouri (A)	L	1-14	Bazzani/1-2
3/18	* Southeast Missouri (A)	L	4-5	Westfall/2-1
3/19	* Southeast Missouri (A)	L	4-13	Laberge/0-1
3/21	Evansville (A)	W	12-4	Evans/2-2
3/24	* Belmont	L	5-8	Laberge/0-2
3/25	* Belmont	W	7-4	Westfall/3-2
3/26	* Belmont	L	8-6	Evans/2-3
3/31	* Eastern Kentucky (A)	L	2-3	Cannon/2-1
4/1	* Eastern Kentucky (A)	L	3-11	Westfall/3-3
4/2	* Eastern Kentucky (A)	L	0-3	Cain/0-2
4/4	Vanderbilt (A)	L	0-11	Patzner/1-3
4/7	* Morehead State	W	1-0	Cannon/3-1
4/8	* Morehead State	W	9-5	Laberge/1-2
4/9	* Morehead State	W	18-6	Evans/3-3
4/12	Kentucky (A)	L	0-8	Cain/0-3
4/13	Wright State (A)	L	14-0	Cannon/3-2
4/14	Wright State (A)	L	3-4	Evans/3-4
4/15	Wright State (A)	L	5-12	Westfall/3-4
4/18	Evansville	W	9-8	Evans/4-4
4/19	Christian Brothers	W	9-8	Evans/5-4
4/21	* SIUE (A)	W	9-5	Cannon/4-2
4/22	* SIUE (A)	W	3-1	Westfall/4-4
4/23	* SIUE (A)	W	3-2	Cain/1-3
4/25	Union (A)	L	12-6	1-4
4/26	Alabama A&M	W	12-2	Folks/1-0
4/28	* Austin Peay	L	19-4	Cannon/4-3
4/29	* Austin Peay	W	10-8	Evans/6-4
4/29	* Austin Peay	L	5-8	Cain/1-4
5/2	Union	W	9-2	Folks/2-0
5/3	Alabama A&M (A)	W	6-0	Patzner/2-4
5/5	* Eastern Illinois (A)	W	17-14	Evans/7-4
5/6	* Eastern Illinois (A)	W	15-3	Westfall/5-4
5/7	* Eastern Illinois (A)	L	8-9	Cain/1-5
5/9	# Memphis	L	7-6	Evans/7-5
5/12	* Jacksonville State	L	4-5	Cannon/4-4
5/13	* Jacksonville State	L	5-8	Westfall/5-5
5/14	* Jacksonville State	W	7-2	Evans/8-5
5/18	* Murray State	W	9-3	Cannon/5-4
5/19	* Murray State	L	4-14	Cain/1-6
5/20	* Murray State	L	5-8	Laberge/1-3
5/23	\$ Austin Peay	L	2-6	Westfall/5-6

*Ohio Valley Conference Game
Union City, Tenn.

^ Greenville, SC

Millington, Tenn.

\$ OVC Tournament (Oxford, Ala.)

YEARLY DIVISION I RESULTS

2018 Results

Ryan Jenkins

Overall: 11-40 • OVC: 7-22

Home: 5-11 • Away: 6-28 • Neutral: 0-1

Date	Opponent	W/L	UTM-OPP	Pitcher/Rcd.
2/16	Troy (A)	L	2-14	Westfall/0-1
2/17	Troy (A)	L	4-10	Folks/0-1
2/17	Troy (A)	L	2-6	Denney/0-1
2/18	Troy (A)	L	1-12	Cain/0-1
2/23	Southern Miss (A)	L	2-16	Westfall/0-2
2/24	Southern Miss (A)	L	4-13	Cannon/0-1
2/24	Southern Miss (A)	W	13-10	Folks/1-1
3/2	Cincinnati (A)	L	1-6	Bullington/0-1
3/3	Cincinnati (A)	L	3-4	Denney/0-2
3/3	Cincinnati (A)	W	7-5	Aherin/1-0
3/4	Cincinnati (A)	L	3-6	Folks/1-2
3/6	Arkansas State (A)	L	13-5	Bazzani/0-1
3/9	* Tennessee Tech (A)	L	11-13	Bullington/0-2
3/9	* Tennessee Tech (A)	L	5-12	Cannon/0-2
3/10	* Tennessee Tech (A)	W	4-3	Bazzani/1-1
3/13	Union (A)	W	11-5	Rayburn/1-0
3/16	* Southeast Missouri	W	8-7	Aherin/2-0
3/17	* Southeast Missouri	L	1-17	Cannon/0-3
3/18	* Southeast Missouri	L	7-8	Aherin/2-1
3/23	* Belmont (A)	L	3-6	Bazzani/1-2
3/24	* Belmont (A)	L	11-14	Aherin/2-2
3/25	* Belmont (A)	L	8-9	Buzick/0-1
3/30	* Eastern Kentucky	L	3-5	Cain/0-2
3/30	* Eastern Kentucky	L	4-9	Cannon/0-4
3/31	* Eastern Kentucky	L	6-7	Folks/1-3
4/5	* Morehead State (A)	L	5-15	Cain/0-3
4/6	* Morehead State (A)	L	2-25	Cannon/0-5
4/6	* Morehead State (A)	L	7-18	Folks/1-4
4/10	Tennessee (A)	L	0-9	Cain/0-4
4/11	Tennessee (A)	L	1-15	Westfall/0-3
4/14	Central Arkansas (A)	L	4-10	Bazzani/1-3
4/14	Central Arkansas (A)	L	0-3	Cannon/0-6
4/15	Central Arkansas (A)	L	3-4	Buzick/0-2
4/17	Union	L	11-15	Wohlbold/0-1
4/20	* SIUE	W	9-5	Bazzani/2-3
4/21	* SIUE	W	7-1	Cannon/1-6
4/21	* SIUE	L	6-17	Folks/1-5
4/24	Christian Brothers	W	10-4	Bullington/1-2
4/27	* Austin Peay (A)	W	8-6	Bazzani/3-3
4/28	* Austin Peay (A)	L	4-8	Cannon/1-7
4/29	* Austin Peay (A)	L	4-10	Bullington/1-3
5/4	* Eastern Illinois	L	6-16	Bazzani/3-4
5/6	* Eastern Illinois	W	3-2	Hussey/1-0
5/6	* Eastern Illinois	L	9-10	Folks/1-6
5/8	Evansville (A)	L	6-10	Aherin/2-3
5/11	* Jacksonville State (A)	L	3-9	Bazzani/3-5
5/12	* Jacksonville State (A)	L	5-6	Cain/0-5
5/13	* Jacksonville State (A)	W	8-1	Folks/2-6
5/15	# Memphis	L	0-10	Westfall/0-4
5/17	* Murray State	L	5-12	Hussey/1-1
5/18	* Murray State	L	3-11	Cannon/1-8

*Ohio Valley Conference Game
Millington, Tenn.

2019 Results

Ryan Jenkins

Overall: 25-31 • OVC: 12-18

Home: 11-8 • Away: 10-18 • Neutral: 4-5

Date	Opponent	W/L	UTM-OPP	Pitcher/Rcd.
2/15	South Dakota State	L	3-15	Cannon/0-1
2/16	South Dakota State	W	5-4	Denney/1-0
2/17	South Dakota State	L	1=7	Bullington/0-1
2/23	North Alabama (A)	W	1-0	Cannon/1-1
2/24	North Alabama (A)	W	1-0	Folks/1-0
2/24	North Alabama (A)	L	6-7	Denney/1-1
2/26	Ole Miss (A)	L	6-12	Hussey/0-1

3/1	Kennesaw State (A)	L	1-3	Cannon/1-2
3/2	Kennesaw State (A)	L	1-2	Hussey/0-2
3/2	Kennesaw State (A)	W	6-4	Folks/2-0
3/5	Auburn (A)	L	9-15	O'Doherty/0-1
3/6	Auburn (A)	L	0-2	Bullington/0-2
3/8	* Southeast Missouri (A)	L	1-4	Cannon/1-3
3/10	* Southeast Missouri (A)	W	3-0	Folks/3-0
3/10	* Southeast Missouri (A)	W	1-0	Hussey/1-2
3/12	Alabama A&M (A)	W	12-3	Bullington/1-2
3/15	* Belmont	L	1-11	Cannon/1-4
3/16	* Belmont	L	2-5 (10)	Wohlbold/0-1
3/17	* Belmont	L	5-6	Bullington/1-3
3/19	Alabama A&M	W	8-3	Cannon/2-4
3/22	* Eastern Kentucky (A)	L	6-21	Folks/3-1
3/23	* Eastern Kentucky (A)	L	4-14	Bullington/1-4
3/24	* Eastern Kentucky (A)	L	5-8	Cannon/2-5
3/27	Union	W	8-3	Petry/1-0
3/29	* Morehead State	W	5-4	Hussey/2-2
3/31	* Morehead State	L	2-6	Folks/3-2
3/31	* Morehead State	W	2-0	Cannon/3-5
4/3	Evansville (A)	L	3-6	Petry/1-1
4/5	Samford (A)	L	4-14	Bullington/2-4
4/6	Samford (A)	L	3-6	Folks/3-3
4/7	Samford (A)	W	3-1	Cannon/4-5
4/10	Christian Brothers	W	18-2	Petry/2-1
4/12	* SIUE (A)	L	5-8	Bullington/1-6
4/13	* SIUE (A)	L	2-3	Folks/3-4
4/13	* SIUE (A)	L	0-6	Cannon/4-6
4/17	Union (A)	W	7-2	O'Doherty/1-1
4/20	* Austin Peay	W	6-3	Bullington/2-6
4/20	* Austin Peay	L	4-5	Folks/3-5
4/21	* Austin Peay	L	11-22	Cannon/4-7
4/24	Evansville	W	8-4	Petry/3-1
4/26	* Eastern Illinois (A)	W	9-4	Bullington/3-6
4/28	* Eastern Illinois (A)	L	5-16	Folks/3-6
4/28	* Eastern Illinois (A)	W	4-1	Cannon/5-7
4/30	Lipscomb (A)	W	7-3	Petry/4-1
5/4	* Jacksonville State	L	2-4	Bullington/3-7
5/5	* Jacksonville State	W	4-2	Denney/2-1
5/6	* Jacksonville State	L	2-20	Cannon/5-8
5/10	* Murray State (A)	L	2-5	Bullington/3-8
5/10	* Murray State (A)	W	2-1	Folks/4-6
5/12	* Murray State (A)	L	5-8	Wohlbold/0-2
5/16	* Tennessee Tech	W	6-2	Bullington/4-8
5/17	* Tennessee Tech	W	7-5	Cannon/6-8
5/18	* Tennessee Tech	W	8-1	Folks/5-6
5/21	# Eastern Illinois	W	2-1	Denney/3-1
5/22	# Austin Peay	L	2-12	Cannon/6-9
5/22	# Murray State	L	4-9	Petry/4-2

*Ohio Valley Conference Game
OVC Tournament (Marion, Ill.)

2020 Results*

Ryan Jenkins

Overall: 5-11 • OVC: 1-2

Home: 1-3 • Away: 2-5 • Neutral: 2-3

Date	Opponent	W/L	UTM-OPP	Pitcher/Rcd.
2/14	^ Saint Louis	W	8-4	Wohlbold/1-0
2/15	^ Saint Louis	L	2-9	Folks/0-1
2/16	^ Saint Louis	L	3-10	Petry/0-1
2/19	Alabama A&M (A)	W	8-3	Steenma/1-0
2/21	+ Indiana	L	2-3	Hussey/0-1
2/21	South Alabama (A)	W	7-6	O'Doherty/1-0
2/22	+ Siena	W	7-5	Insko/1-0
2/25	Alabama (A)	L	5-10	Kasick/0-1
2/28	Mercer (A)	L	2-7	Cannon/0-1
2/29	Mercer (A)	L	4-8	Folks/0-2
3/1	Mercer (A)	L	4-11	O'Doherty/1-1
3/4	Evansville	L	3-5	Ford/0-1
3/6	* Southeast Missouri	L	6-16	Steenma/1-1
3/7	* Southeast Missouri	L	4-22	Folks/0-3

3/8	* Southeast Missouri	W	14-13	Hussey/1-1
3/10	Central Arkansas (A)	L	3-5	Ricky/0-1

*Ohio Valley Conference Game

^ Hoover, Ala.

+ Mobile, Ala.

*The NCAA cancelled all spring championships on March 12 because of the COVID-19 global pandemic, wiping out the final 39 games of the 2020 regular season as well as the Ohio Valley Conference Championship

2021 Results

Ryan Jenkins

Overall: 19-29 • OVC: 10-17

Home: 5-8 • Away: 14-21 • Neutral: 0-0

Date	Opponent	W/L	UTM-OPP	Pitcher/Rcd.
2/19	Samford (A)	L	3-5	Cannon/0-1
2/20	Samford (A)	L	4-5	Wohlbold/0-1
2/21	Samford (A)	L	1-3	B. Jones/0-1
2/24	Alabama (A)	W	9-4	Folks/1-0
2/27	Arkansas State (A)	W	21-5	Cannon/1-1
2/27	Arkansas State (A)	W	8-5	Wohlbold/1-1
3/5	Southern Illinois (A)	L	7-14	Cannon/1-2
3/6	Southern Illinois (A)	L	4-8	Folks/1-1
3/7	Southern Illinois (A)	L	3-8	Steenma/0-1
3/9	North Alabama (A)	W	5-1	Petry/1-0
3/11	* Belmont	W	9-6	Cannon/2-2
3/12	* Belmont	L	0-8	Folks/1-2
3/12	* Belmont	W	10-5	Hussey/1-0
3/20	* Eastern Kentucky (A)	W	7-3	Cannon/3-2
3/20	* Eastern Kentucky (A)	L	1-6	Wohlbold/1-2
3/21	* Eastern Kentucky (A)	L	2-3	O'Doherty/0-1
3/27	Grambling State (A)	W	18-4	Cannon/4-2
3/28	Grambling State (A)	L	2-5	Steenma/0-2
3/28	Grambling State (A)	W	6-5 (12)	Shunk/1-0
3/30	Belmont (A)	L	8-9	Insko/0-1
4/1	Nicholls (A)	L	1-2 (11)	Shunk/1-1
4/2	Nicholls (A)	L	0-7	Cannon/4-3
4/3	Nicholls (A)	W	2-0	Folks/2-2
4/6	Vanderbilt (A)	L	4-5	Petry/1-1
4/9	* SIUE (A)	L	7-8 (10)	Reed/0-1
4/9	* SIUE (A)	L	6-9	Folks/2-3
4/10	* SIUE (A)	W	14-5	Wohlbold/2-2
4/13	Southeast Missouri	L	1-8	Petry/1-2
4/16	* Austin Peay	L	1-8	Cannon/4-4
4/17	* Austin Peay	L	6-10	Insko/0-2
4/17	* Austin Peay	W	1-0	Hussey/2-0
4/22	* Eastern Illinois (A)	W	5-1	Cannon/5-4
4/23	* Eastern Illinois (A)	L	0-7	Folks/2-4
4/23	* Eastern Illinois (A)	W	5-2	Wohlbold/3-2
4/27	Arkansas-Pine Bluff (A)	W	3-2	Cannon/6-4
4/30	* Jacksonville State	L	1-6	Cannon/6-5
5/1	* Jacksonville State	L	8-12	Folks/2-5
5/1	* Jacksonville State	L	4-14	Wohlbold/3-3
5/7	* Murray State (A)	L	5-8 (11)	Hussey/2-1
5/7	* Murray State (A)	L	0-11	Folks/2-6
5/8	* Murray State (A)	L	4-6	Petry/1-3
5/14	* Tennessee Tech	W	9-8	Hussey/3-1
5/15	* Tennessee Tech	W	7-4	Insko/1-2
5/15	* Tennessee Tech	L	9-15	Wohlbold/3-4
5/18	Ole Miss (A)	W	9-7	Steenma/1-2
5/20	* Southeast Missouri (A)	L	2-6	Steenma/1-3
5/21	* Southeast Missouri (A)	L	2-3	Cannon/6-6
5/21	* Southeast Missouri (A)	W	9-2	Folks/3-6

*Ohio Valley Conference Game

9:41




Watch



FEATURED

ESPN+

ORIGINALS



ESPN+

Get **More** Live Sports
Only \$4.99 a month

START MY 7-DAY FREE TRIAL

\$4.99/MONTHLY

Then \$4.99/mo. Cancel Anytime. Subject to [Terms](#).

LOG IN

RESTORE

SUGGESTED FOR YOU



Home



Scores



Watch



Listen



Sports



THIS IS UT MARTIN





SKYHAWK FIELD



SKYHAWK

UT Federal Credit Union
Your Community Credit Union

State
Scott Taylor • 731-

Nutrien
Ag Solutions

	BALL	0	STRIKE			
AT BAT	1	2	3	4	5	6
UNION	0	0	0	2	0	
UTM	3	2	0	0	0	

Under Armour



State Farm

Scott Taylor, Agent
731-587-9533

Cub City

BUD LIGHT

GOOD SPORT

MAKE THE RIGHT CALL. DRINK RESPONSIBLY.

UT MARTIN
SKYHAWKS
MAKE THE RIGHT CALL!

Volunteer
DISTRIBUTING

BUD LIGHT

GOOD SPORT

MAKE THE RIGHT CALL. DRINK RESPONSIBLY.

86



SKYHAWK FIELD



WKS

Farm
587-9533

HISTORIC
THE MEADOWS
HOTEL

0 OUT **0** **05** MPH

7	8	9	10	R	H	E
				2	1	1
				5	8	1

SECURITY BANK
AND TRUST COMPANY

AutoZone

La Cabaña
Mexican Restaurant
305 S. Lindell St.
Downtown Martin

ZAXBY'S
Proud sponsor of
SKYHAWKS

1301 Crumrine Dr.
Paris, Tennessee 38257



4780 W. Bedford Ave.
Batesville, Tennessee 38008

West Tennessee
MOTORCOACH
Paris, Tennessee
(731) 642-0800



STRENGTH AND CONDITIONING


The mission of the UTM Skyhawk Strength and Conditioning program is to maximize the potential of the Student-Athletes by teaching work ethic, team values, discipline, and leadership. The number one goal is to create a safe environment for the Student-Athletes to excel at their sport through scientifically based strength and conditioning programs. The Training programs are designed to increase the Athlete's strength, speed, agility, flexibility, conditioning, and explosiveness – all components in developing a complete collegiate athlete.



Olympic sport student-athletes train in the recently updated Fieldhouse weight room and adjacent multi-purpose room known as “the blue room” The 3,500 square foot weight room’s renovation is highlighted by the Ecore Beast flooring that includes five inlay platforms highlighting UTM. In addition, updates included new Hammer Strength equipment, Eleiko barbells and a nutrition area to help support each Skyhawk athlete’s development. Continued upgrades are ongoing to provide UT Martin student-athletes the best possible environment to compete for championships and develop positive habits to live a healthy active lifestyle.



STRENGTH AND CONDITIONING



89



NATIONAL STRENGTH AND CONDITIONING ASSOCIATION ALL-AMERICANS

- 2015 Renate Meckl, Softball
- 2017 Carly Gonzales, Softball
- 2018 Katelyn Colvin, Soccer
- 2018 Savannah Dodson, Softball

- 2020 Aalia Bivens, Softball
- 2020 Brady Fry, Track and Field
- 2020 Jack Story, Golf
- 2020 Lexi Thomas, Soccer

DISTINGUISHED ALUMNI



HEATHER BUTLER
(2010-14)

First OVC representative to play in the WNBA



LIN DUNN
(1966-69)

2012 WNBA champion head coach of Indiana Fever




LEONARD HAMILTON
(1969-71)

Florida State head MBB coach; 1995 National Coach of the Year



LESTER HUDSON
(2007-09)

First-ever NCAA quadruple-double



ALEC MILLS
(2009-12)

Threw a no-hitter for the Chicago Cubs in 2020



CHELSEY PERRY
(2017-21)

Highest-ever OVC selection in the WNBA Draft



JERRY REESE
(1981-85)

Two-time Super Bowl champion NFL GM




BILL RHODES
(1983-87)

Golf alum who is President/Chairman/CEO of AutoZone



HUNTER RICHARDSON
(2014-18)

First Skyhawk to play in a PGA Tour event



PAT HEAD SUMMITT
(1970-74)

8-time NCAA national champion WBB coach at Tennessee



OVC ACADEMIC AWARDS

UT MARTIN SCHOLAR-ATHLETES

The winners are selected from a group of nominees by OVC Faculty Athletics Representatives. To be eligible, honorees must have at least a 3.25 GPA and conduct themselves in a manner which has brought credit to the student-athlete, his or her institution, intercollegiate athletics and the OVC.

1994-95	ANNA DAVIS	WOMEN'S TENNIS
	CAROLINE GROVES	WOMEN'S TENNIS
1996-97	KLAS BRUNSKOG	MEN'S TENNIS
	ANGELA OLSEN	WOMEN'S TENNIS
1997-98	ARTHUR CASTLE	MEN'S BASKETBALL
2001-02	KELLY PENDLETON	WOMEN'S BASKETBALL
2002-03	RACHEL AHLERS	VOLLEYBALL
2004-05	BRADY WAHLBERG	FOOTBALL
2005-06	CHAD MCMAHAN	FOOTBALL
2007-08	ANDREY YESIPOV	MEN'S TENNIS
2008-09	JAMIE FURSTENBERG	SOCCER
2009-10	GODY TERRY	BASEBALL
2010-11	JENNA MILLER	VOLLEYBALL
2011-12	LEAH TAYLOR	SOFTBALL
2012-13	HEATHER BUTLER	WOMEN'S BASKETBALL
2014-15	BEN REEVES	GOLF
	KATIE SCHUBERT	WOMEN'S BASKETBALL
2016-17	JOE MARTIN	RIFLE



OVC MEDAL OF HONOR

The OVC Medal of Honor is given annually to the student-athlete(s) who achieve the highest GPA (4.0) in a Conference-sponsored sport. Since joining the OVC in 1992, UT Martin student-athletes have claimed 330 Medals of Honor.

YEAR	TOTAL	YEAR	TOTAL
1993-94	4	2007-08	13
1994-95	4	2008-09	8
1995-96	8	2009-10	12
1996-97	8	2010-11	15
1997-98	7	2011-12	16
1998-99	5	2012-13	17
1999-00	7	2013-14	22
2000-01	6	2014-15	16
2001-02	7	2015-16	8
2002-03	12	2016-17	20
2003-04	11	2017-18	17
2004-05	7	2018-19	19
2005-06	8	2019-20	21
2006-07	9	2020-21	23



OVC COMMISSIONER'S HONOR ROLL

The OVC Commissioner's Honor Roll is presented annually to student-athletes who have at least a 3.25 GPA, are eligible and are on the team throughout the competitive season in their chosen NCAA-sponsored sport(s). Since joining the OVC in 1992, a total of 2,460 UT Martin student-athletes have been named to the prestigious list.

YEAR	TOTAL	YEAR	TOTAL	YEAR	TOTAL
1993-94	48	2003-04	81	2013-14	109
1994-95	62	2004-05	78	2014-15	100
1995-96	68	2005-06	81	2015-16	83
1996-97	41	2006-07	81	2016-17	116
1997-98	38	2007-08	85	2017-18	130
1998-99	52	2008-09	73	2018-19	128
1999-00	50	2009-10	70	2019-20	191
2000-01	58	2010-11	93	2020-21	181
2001-02	65	2011-12	114		
2002-03	82	2012-13	116		



ATHLETIC DIRECTOR

KURT MCGUFFIN

FIFTH YEAR • KANSAS STATE, 1996



Kurt McGuffin was officially named the 15th University of Tennessee at Martin's director of intercollegiate athletics on May 22, 2017. The 2021-22 academic year is his fifth season at the helm of Skyhawk Athletics.

During his UT Martin tenure, McGuffin has overseen multiple Ohio Valley Conference championship programs while implementing significant facility upgrades across the board. During the 2019-20 academic year, the Skyhawks were on pace for their best finish in the OVC Commissioner's Cup standings in school history before the league's cancellation of spring championships. Academically, UT Martin Athletics shattered a school record with 191 OVC Commissioner's Honor Roll recipients in 2019-20, 23 OVC Medal of Honor winners in 2020-21 and set a new departmental record for Grade Point Average during four consecutive semesters, culminating in a 3.31 in Fall 2021.

McGuffin has over 20 years of experience in the collegiate athletics forum, including nearly six years as athletics director at Missouri Western State University, an NCAA Division II school located in St. Joseph, Mo. Before leading the Griffon athletics department in 2011, he also spent time as an assistant athletics director for development at the University of Colorado (2010-11), as a senior associate athletic director for external operations at Kansas State University (2000-10) and as an assistant director of athletics for development at the

University of Idaho-Moscow (1999-2000).

In his time at Missouri Western, McGuffin achieved the highest student-athlete grade point average in the history of the school while also setting an all-time high for graduation rate and community service hours. He significantly increased revenue generation to annual and endowment giving by 30 percent and he launched a capital campaign that produced five of the top 10 gifts in university history, finishing off \$13 million in building enhancements in the spring of 2016. In addition, he successfully added six additional sports to bring the total to 16 while collaborating to initiate a Master's program in Sport Business Management – which added 20 graduate assistants to his staff.

McGuffin oversaw six Mid-America Intercollegiate Athletics Association championship squads in his tenure at Missouri Western. That includes the Griffon football program winning its first ever outright MIAA championship in 2012, a year where they also made the deepest postseason run in school history into the Division II quarterfinals. The Missouri Western baseball team claimed its first-ever MIAA title in 2013, the women's basketball team won the MIAA regular season in 2015-16 while the Griffon softball program racked up three conference championships (2014 tournament, 2016 regular season, 2016 tournament) in McGuffin's tenure. During the 2016-17 academic year, the Missouri Western baseball team qualified for the NCAA Tournament in back-to-back seasons (2016-17) for the first time in program history while the Griffon softball program made it to their fourth straight NCAA Regional. The women's golf program also saw freshman Chong Yong advance to the NCAA Championships, becoming the first individual in school history to accomplish that feat.

McGuffin also sustained previous successful programs and experienced growth in resources across the board at Missouri Western. He hired head coaches to lead the Griffon volleyball program to its highest win total since the mid-1990's and earning the most MIAA victories in program history in 2014. The Missouri Western tennis squad also took a new direction under McGuffin, resulting in its first winning season in more than a decade in 2014-15. The Griffon soccer program has also shattered over 20 school records while making its first ever postseason appearance in 2014 while the women's golf program advanced to its first ever NCAA Championship berth in 2016. As a direct result, McGuffin led the Missouri Western charge into the top-100 in the Learfield Cup standings, elevating the program from its 287 ranking when he took over.

Facility improvements were also paramount in McGuffin's success at Missouri Western. He raised nearly \$8 million for a total renovation of Spratt Memorial Stadium while also helping construct a state-of-the-art women's soccer locker room and the Zack and Mary Workman Academic Success Center in 2014.

The upgrades to Spratt Memorial Stadium were instrumental in Missouri Western remaining as the summer home of the NFL's Kansas City Chiefs since 2010. McGuffin led the charge in 2014 as the Chiefs and Missouri Western announced an extension for St. Joseph as the sole training location through the 2017 season.

At Colorado, McGuffin created and implemented a new annual giving program which increased total giving by 15 percent. He added over 600 new members in the first year by establishing fundraising goals, implementing a new donor database, revamping the process of daily donations and planning special events. He also assisted with fundraising and development of a brand new \$12 million sport court practice facility while taking part in a \$1.5 billion university capital campaign.

In addition to his title as senior associate athletic director for external operations at Kansas State, McGuffin also served as the associate athletic director for development, the assistant athletic director for annual giving and the assistant director of athletic development in his decade in Manhattan. He completed over \$25 million in facility enhancements while also leading a \$90 million "Changing Lives Campaign." He also increased annual giving by 50 percent and endowments by over 70 percent.

McGuffin was the sport administrator for the Wildcat men's basketball, men's and women's golf and the men's and women's cross country/track and field programs. He led the development and implementation of a department-wide strategic plan while overseeing all external units (including development, ticketing, marketing and communication) responsible for a revenue of over \$28 million and budgets of \$12 million.

McGuffin led marketing campaigns that resulted in the largest football season-opening crowd in Kansas State history while also heading a sales group that sold out men's basketball games in three out of four seasons. In his tenure, the Wildcat women's basketball and volleyball programs were each in the top-10 nationally in attendance.

Before his first full-time role in athletics administration at Idaho-Moscow, McGuffin also was a graduate assistant for fundraising at Wichita State University, the director of men's basketball operations at Eastern Washington University and the head men's basketball student assistant at Kansas State.

McGuffin is a proud member of the National Association of College Directors of Athletics (NACDA) and the National Association of Development Directors (NADD). He has also spent time on the NCAA Men's Golf Ranking Committee, the NCAA Men's Basketball Committee and the NCAA Women's Basketball Committee. In addition to the NCAA Women's Basketball Committee, he is also serving on the NACDA Football Championship Subdivision Athletic Directors Association Executive Committee while serving as Chair of the OVC Council of Directors of Athletics during the 2020-21 academic year.

An Iola, Kan. native, McGuffin graduated from Kansas State with a bachelor of science degree in education in 1996. He obtained his Master of Science degree in education from Wichita State in 1999. He is married to the former Jessica Whisler of Goodland, Kan. and the couple has three children – Bryce, Brett and Brea.

ALEC MILLS: FROM UTM TO MLB HISTORY



Former Skyhawk star Alec Mills etched his name in the Major League Baseball record book on Sept. 13, 2020 after hurling a no-hitter against the Milwaukee Brewers - the 16th no-hitter in Chicago Cubs history.

Alec Mills starred at the University of Tennessee at Martin from 2010-12 before becoming the first-ever Skyhawk to appear in a Major League Baseball game. He made his MLB debut for Kansas City Royals on May 18, 2016 and the 2022 season will be his fifth full season with the Chicago Cubs organization.

Mills reached the pinnacle of individual success on Sept. 13, 2020 as he twirled a no-hitter for the Chicago Cubs against the Milwaukee Brewers. That came after he made the Opening Day roster for the first time in his MLB career, making 11 starts as a seasonlong member of the Cubs starting rotation during the shortened 60-game calendar.

What makes Mills' journey to the top so incredible is that it almost never happened. After an all-district prep career at Montgomery Central High School in his hometown of Clarksville, Tenn., he was focusing on an engineering degree at UT Martin in the fall of 2009 after he figured the competitive baseball portion was out of the picture.

Mills drove past Skyhawk Field one day and saw some of UT Martin's student-athletes playing catch. He knew he had the desire to compete at the Division I level and soon contacted Bubba Cates, UT Martin's head coach at the time, and arranged a tryout. After Mills threw for the Skyhawk coaching staff, he attended practices over the next few days to prove that he belonged. When all was said and done, Mills had made the squad and his legendary career path began.

Despite his walk-on status, Mills was one of UT Martin's most trusted options during his freshman campaign in 2010. He ranked second on the team with 23 appearances and appeared in exactly half (12) of the team's 24 games against Ohio Valley Conference competitions. As a potential sign of things to come, he was the winning pitcher in each of the first two games of his collegiate career.

Mills followed with a very good sophomore campaign during a historical 2011 season for the Skyhawk program. He notched seven victories and three saves while making a school-record 30 appearances for a UT Martin team that won an OVC Tournament game for the first time in program history. Fittingly, it was Mills who earned the victory on the mound in that postseason game, just five days after he was handed the ball to start in a must-win, tournament-clinching victory in the final game of the regular season.

After capturing All-Star accolades for the Brazos Valley Bombers in the Texas Collegiate League in the summer of 2011, things changed for Mills during his junior season at UT Martin. Following two seasons of predominantly pitching out of the bullpen, he was now the staff ace – making a team-high 14 starts in 2012. His first game of the season was an audition in front of several major league scouts in the season-opener at Georgia Southern, who was ranked No. 34 in the nation at that time. He kept the high-powered Eagle offense at bay and from that moment forward, the scouts flocked back to watch many more of his starts.

Mills concluded his junior season ranking in the top-10 in the OVC in strikeouts (74, sixth), least walks per nine innings (2.63, sixth), innings pitched (89, eighth) and ERA (3.94, ninth). He was in the middle of a dominant season for the Madison (Wis.) Mallards in the Northwoods Summer League when the Royals nabbed him in the 22nd round (673rd overall pick) in the 2012 MLB Draft.

Quickly rising through Kansas City's minor league system, Mills was used primarily as a reliever through his first two seasons before undergoing Tommy John surgery in 2013. He was groomed as a starting pitcher during his rehabilitation process and responded by emerging as one of the top prospects in the organization. He was named an All-Star at three different levels (2013 at Single-A, 2015 in Advanced Single-A, 2016 at Double-A).

Mills' minor league dominance garnered national attention in September of 2015, as he was named the Kansas City's top pitching prospect by MLB Pipeline.com, an official branch of MLB.com. Two months later, he was officially added to the Royals' 40-man roster for the 2016 season.


Making three total appearances for the Royals in 2016, Mills fanned four batters while allowing three hits over 3.1 innings of work. The following offseason, he was acquired by the Cubs – fresh off their first World Series championship in 107 years – in a February trade.

Mills made his Cubs debut on July 27, 2018. He twirled two perfect innings against the St. Louis Cardinals and wound up playing a pivotal role down the stretch for the Cubs. He made seven appearances (two starts), striking out 23 batters while allowing only 11 hits over 18 innings of work.

Over parts of five seasons in the major leagues, the 6-4, 205-pound right-hander has notched 12 wins and a 4.60 ERA in 62 appearances (37 starts). He has also registered two saves, allowing 232 hits with 202 strikeouts in 238.2 innings.

Mills still ranks in UT Martin's top-10 career list in appearances (67, seventh), strikeouts (165, eighth) and wins (13, ninth). His 30 appearances in 2011 are the most in a single season in school history while he also is in the top-10 in single-season strikeouts (74 in 2012, sixth), wins (seven in 2011, eighth), innings pitched (89 in 2012, eighth) and games started (14 in 2012, ninth).

Mills also pieced together quite an impressive resume off the diamond during his time at UT Martin, garnering a 3.18 overall Grade Point Average as a Health and Human Performance exercise science major. He is currently pursuing his degree from UT Martin.





UT MARTIN SKYHAWKS

2022 BASEBALL SCHEDULE

FEBRUARY

18	MIAMI (OHIO)	3 P.M.
19	MIAMI (OHIO)	2 P.M.
20	MIAMI (OHIO)	1 P.M.
22	AT ALABAMA A&M	1 P.M.
25	AT ALABAMA STATE	6 P.M.
26	AT ALABAMA STATE	6 P.M.
27	AT ALABAMA STATE	1 P.M.

19	AT WESTERN CAROLINA	2 P.M.
20	AT WESTERN CAROLINA	1 P.M.
22	ALABAMA A&M	5 P.M.
25	EASTERN ILLINOIS*	5 P.M.
26	EASTERN ILLINOIS*	3 P.M.
27	EASTERN ILLINOIS*	1 P.M.
29	AT SOUTHERN ILLINOIS	6 P.M.

20	CHRISTIAN BROTHERS	5 P.M.
22	TENNESSEE TECH*	5 P.M.
23	TENNESSEE TECH*	3 P.M.
24	TENNESSEE TECH*	1 P.M.
26	AT MIDDLE TENNESSEE	6 P.M.
29	AT MOREHEAD STATE*	5 P.M.
30	AT MOREHEAD STATE*	2 P.M.

MARCH

1	AT ALABAMA	3 P.M.
4	AT NORTH ALABAMA	5 P.M.
5	AT NORTH ALABAMA	2 P.M.
6	AT NORTH ALABAMA	1 P.M.
8	ILLINOIS STATE	5 P.M.
11	AT CENTRAL ARKANSAS	6 P.M.
12	AT CENTRAL ARKANSAS	4 P.M.
13	AT CENTRAL ARKANSAS	1 P.M.
15	SOUTHERN ILLINOIS	5 P.M.
18	AT WESTERN CAROLINA	5 P.M.

APRIL

1	AT SIUE*	5 P.M.
2	AT SIUE*	1 P.M.
3	AT SIUE*	1 P.M.
5	AT MISSISSIPPI STATE	6 P.M.
8	AUSTIN PEAY*	5 P.M.
9	AUSTIN PEAY*	3 P.M.
10	AUSTIN PEAY*	1 P.M.
12	AT UNION	6 P.M.
14	AT MURRAY STATE*	5 P.M.
15	AT MURRAY STATE*	5 P.M.
16	AT MURRAY STATE*	1 P.M.

MAY

1	AT MOREHEAD STATE*	1 P.M.
3	VS. MEMPHIS+	6 P.M.
6	BELMONT*	5 P.M.
7	BELMONT*	3 P.M.
8	BELMONT*	1 P.M.
10	AT KENTUCKY	6:30 P.M.
13	AT SOUTHEAST MISSOURI*	6 P.M.
14	AT SOUTHEAST MISSOURI*	2 P.M.
15	AT SOUTHEAST MISSOURI*	1 P.M.
25-28	AT OVC CHAMPIONSHIP^	TBA

SUBJECT TO CHANGE

* OHIO VALLEY CONFERENCE GAME

+ MILLINGTON, TENN.

^ LEXINGTON, KY.

ALL TIMES LISTED IN CST

HOME GAMES ARE IN ALL CAPS AND ORANGE

NEUTRAL GAMES ARE IN GRAY