

UT MARTIN SKYHAWKS

2020-21 MEN'S BASKETBALL



2020-21 UT MARTIN SKYHAWKS



00 • EDEN HOLT
G • 5-10 • 175 • So.
Houston, Texas



1 • PARKER STEWART
G • 6-5 • 210 • R-Jr.
Union City, Tenn.



2 • ANTHONY THOMAS
G • 6-7 • 175 • Fr.
Silver Spring, Md.



3 • EMAN SERTOVIC
G • 6-5 • 195 • So.
Bosanska Krupa, Bosnia & Herzegovina



4 • JARON WILLIAMS
G/F • 6-6 • 210 • Jr.
Rock Hill, SC



5 • JONTE COLEMAN
G • 6-4 • 195 • Jr.
Champaign, Ill.



10 • ERIC RUSTIN
C • 7-1 • 185 • So.
Richmond, Va.



11 • JEREMIAH HARRIS
F • 6-4 • 205 • Jr.
Bessemer, Ala.



12 • AJANI KENNEDY
F • 6-9 • 225 • R-Jr.
Moreno Valley, Calif.



13 • ZAVON GODWIN
G/F • 6-6 • 215 • Jr.
Detroit, Mich.



15 • CAMERON HOLDEN
G/F • 6-5 • 200 • Jr.
Forsyth, Ga.



21 • DANTE GONZALES
G • 6-4 • 170 • R-So.
Gilbert, Ariz.



22 • LA-QUIEM WALKER
F • 6-9 • 240 • Jr.
Jersey City, NJ



23 • VINNIE VIANA
G • 6-1 • 170 • Jr.
Atlanta, Ga.



24 • TREY FORT
G • 6-4 • 195 • Fr.
Jackson, Miss.



30 • MALIK MOOVING
G • 5-10 • 170 • Jr.
Bronx, NY



33 • KENTON ESKRIDGE
G • 6-1 • 195 • Jr.
Atlanta, Ga.



35 • K'SUAN CASEY
C • 6-9 • 275 • Fr.
Madisonville, Ky.



44 • HANNES POLLA
C • 6-11 • 270 • Sr.
Lahti, Finland



MONTEZ ROBINSON
Interim Head Coach • 1st Yr.
North Georgia, 2002



DEANDRE WALKER
Asst. Coach • 7th Yr.
Fairmont State, 2004



ZACH CARPENTER
Asst. Coach • 4th Yr.
Lee University, 2006



JACKSON HAYZLETT
Dir. of Ops • 2nd Yr.
Bowling Green State, 2014



ROSS FLEMING
Video Coord. • 1st Yr.
Howard, 2019



DEONTE JOHNSON
Development • 1st Yr.
UT Martin, 2018




DILLION SNEED
Development • 1st Yr.
ETSU, 2006



CODY JEFFERSON
Ath. Trainer • 2nd Yr.
Eastern Illinois, 2013



RYNE RICKMAN
Sports Info. • 13th Yr.
Murray State, 2008



UT MARTIN QUICK FACTS

Founded: 1900; Senior College, 1951
Enrollment: 7,119
Nickname: Skyhawks
Colors: Navy Blue and Orange
Affiliation: NCAA Division I
Conference: Ohio Valley
Chancellor: Dr. Keith Carver
Director of Athletics: Kurt McGuffin
Athletics Website: www.UTMSports.com

UTM BASKETBALL PERSONNEL

Interim Head Coach: Montez Robinson (First Season)
Alma Mater: North Georgia, 2002
Career Record: 69-86 (Sixth Season)

Assistant Coach: DeAndre Walker (Seventh Season)
Alma Mater: Fairmont State, 2004

Assistant Coach: Zach Carpenter (Fourth Season)
Alma Mater: Lee University, 2006

Director of Operations: Jackson Hayzlett (Second Season)
Alma Mater: Bowling Green State, 2014

Video Coordinator: Ross Fleming (First Season)
Alma Mater: Howard, 2020

Player Development (Backcourt): Deonte Johnson (First Season)
Alma Mater: UT Martin, 2018

Player Development (Frontcourt): Dillion Sneed (First Season)
Alma Mater: ETSU, 2006

Athletic Trainer: Cody Jefferson (Second Season)
Alma Mater: Eastern Illinois, 2013

UTM BASKETBALL QUICK FACTS

2019-20 Overall Record: 9-20
2019-20 Conference Record (Finish): 5-13 (10th of 12)
Players Returning/Lost: 5/10
Starters Returning/Lost: 2/3
Newcomers: 14

Arena (Capacity): Kathleen and Tom Elam Center (4,300)
Press Row Number: (731) 881-7694

First Year of Basketball: 1951
All-Time Basketball Record: 794-1031
All-Time OVC Record: 187-311
All-Time OVC Tournament Record: 6-13
OVC Tournament Appearances: 13
Last OVC Tournament Appearance: 2019 (Quarterfinals)
OVC Championships: 1 (2008-09 Regular Season)

UTM SPORTS INFORMATION

Sports Information Director/MBB Contact: Ryne Rickman
Email Address: rrickman@utm.edu
Office Phone: (731) 881-7632
Cell Phone: (270) 703-2601
Mailing Address: UT Martin Sports Information
 1022 Elam Center
 15 Mt. Pelia Rd.
 Martin, TN 38238

TABLE OF CONTENTS

Quick Facts.....	1
Media Information.....	2
Skyhawk Radio Network/ESPN+	3-4
SECTION I: MEET THE SKYHAWKS.....	5
Roster	6
Returner Bios	7-11
Newcomer Bios	12-25
Preseason Team Notes.....	26
SECTION II: COACHING/SUPPORT STAFF.....	27
Coaching Staff.....	28-30
Support Staff	31-32
SECTION III: 2020-21 OUTLOOK.....	33
Season Preview	34-35
Schedule/Opponents/OVC Tournament History	36-39
OVC Composite Schedule	40-41
Ohio Valley Conference.....	42
SECTION IV: 2019-20 REVIEW.....	43
Season Recap.....	44-45
Overall Statistics/OVC-Only Statistics	46-47
Game Recaps/Superlative Statistics.....	48-63
Season in Photos.....	64
SECTION V: HISTORY AND RECORDS.....	65
Season/Career/Game Records	66-67
All-Time Roster	68-69
Notable Skyhawks/1,000 Point Club	70-74
All-Time Head Coaches	75-77
Yearly Results	78-88
Series Records/Series Breakdowns	89-102
SECTION VI: THIS IS UT MARTIN.....	103
Kathleen and Tom Elam Center.....	104-105
Strength and Conditioning	106-107
Distinguished Alumni	108-110
OVC Academic Awards	111
Athletic Director	112

CREDITS

The 2020-21 University of Tennessee at Martin men's basketball media guide was written, produced and laid out by sports information director Ryne Rickman using Adobe InDesign CC. Front cover design by Ryne Rickman.
 Photos by Steve Mantilla/Raffe Lazarian/Nathan Morgan/
 Trevor Ruszkowski/Tyler Holmes/Katie Long/UTM Relations,
 Clinton Smith, Tom Via, Alex Boggis, Jake Rogers and Ryne Rickman.
 Special assistance by Mark Miles.

The University of Tennessee at Martin does not discriminate on the basis of race, sex, color, religion, national origin, age, disability or veteran status in provision of educational opportunities or employment opportunities and benefits. UT Martin does not discriminate on the basis of sex or disability in the education programs and activities which it operates, pursuant to requirements of Title VI of the Civil Rights Act of 1964 as codified in 42 U.S.C. 2000D; Title IX of the Educational Amendments of 1972, Public Law 92 318; Section 504 of the Rehabilitation Act of 1973, Public Law 93-112; the Americans with Disabilities Act of 1990, Public Law 101-336; and the Age Discrimination in Employment Act. This policy extends to both employment by and admission to the university. Inquiries concerning Title VI, Title IX, Section 504, the Americans with Disabilities Act, and the Age Discrimination in Employment Act should be directed to the Office of Equity and Diversity, 240 Gooch Hall, UT Martin, Martin, TN 38238-5002, 731-881-7202. Charges of violation of the above policy also should be directed to the Equity and Diversity Officer. E05-0416-00-012-21.

The name of our institution is The University of Tennessee at Martin and if abbreviated, should be referred to as UT Martin. The University of Tennessee at Martin should be used as the first reference in a news story. UT Martin should be used in subsequent references and UTM is acceptable in headlines. Tennessee-Martin, UT-Martin, UT or Martin should never be used. The description Skyhawks should be used to represent all UT Martin athletic teams. Hawks should never be used.



UTMSports.com
POWERED BY
 **SIDEARMSPORTS**
A LEARFIELD COMPANY



SKYHAWK RADIO NETWORK



CHRIS BRINKLEY
COORDINATOR OF
SKYHAWK RADIO NETWORK

Chris Brinkley enters his 20th season as the coordinator of the Skyhawk Radio Network while splitting roles as both play-by-play and color analysts for women's basketball games.

A former local radio personality, Brinkley earned the 2018-19 Ohio Valley Conference Media Award, given annually to a media member who exhibits the highest commitment to covering the OVC.

Brinkley teaches classes in both the Health and Human Performance and Communications departments on campus.



TOM BRITT
SKYHAWK RADIO NETWORK
BROADCASTER

Tom Britt enters his 39th year as play-by-play man for women's basketball broadcasts, while serving as color analyst for men's basketball.

In addition to his Skyhawk Network duties, Britt is a 40+ year veteran of electronic media in West Tennessee the past 24 with WBBJ-TV, an ABC/CBS affiliate out of Jackson, Tennessee. He anchors and produces the Midday Show and Seven Eyewitness news At Five and Six.

Prior to coming to WBBJ, Britt spent 21 years in radio with area stations working news, announcing and sportscasting.



ALEX BOGGIS
SKYHAWK RADIO NETWORK
BROADCASTER

Alex Boggis enters his seventh season as part of the Skyhawk Radio Network serving as a color analyst for select men's and women's basketball road games.

In addition to his radio duties, Boggis is the assistant sports information director and women's basketball contact at UT Martin. His experience includes five years in the sports information field following four seasons spent with the men's basketball program as a student manager. He also spent two years as a graduate assistant for the UT Martin athletics department before venturing into sports information.



FLAGSHIP STATION: THUNDERBOLT BROADCASTING



9:41



Watch



FEATURED

ESPN+

ORIGINALS

ESPN+

Get **More** Live Sports
Only \$4.99 a month

START MY 7-DAY FREE TRIAL


\$4.99/MONTHLY

Then \$4.99/mo. Cancel Anytime. Subject to [Terms](#).

LOG IN

RESTORE

SUGGESTED FOR YOU



Home



Scores



Watch



Listen



Sports

SECTION I



MEET THE SKYHAWKS



Front Row (L to R): Eden Holt, Kenton Eskridge, Trey Fort, Eman Sertovic, Parker Stewart, Jaron Williams, Jonte Coleman, Vinnie Viana, Malik Mooving.
Back Row (L to R): Dante Gonzales, Jeremiah Harris, Zavon Godwin, La-Quiem Walker, Hannes Polla, Eric Rustin, Ajani Kennedy, K'suan Casey, Anthony Thomas, Cameron Holden.

No.	Name	Pos.	Ht.	Wt.	Class	Hometown (Previous School)
00	Eden Holt	G	5-10	175	So.	Houston, Texas (Williston State College)
1	Parker Stewart	G	6-5	210	R-Jr.	Union City, Tenn. (Pittsburgh)
2	Anthony Thomas	G	6-7	175	Fr.	Silver Spring, Md. (Olympus Preparatory Academy)
3	Eman Sertovic	G	6-5	195	So.	Bosanska Krupa, Bosnia and Herzegovina (Bella Vista Prep)
4	Jaron Williams	G/F	6-6	210	Jr.	Rock Hill, SC (College of Central Florida)
5	Jonte Coleman	G	6-4	195	Jr.	Champaign, Ill. (Kankakee CC)
10	Eric Rustin	C	7-1	185	So.	Richmond, Va. (Tennessee Prep Academy)
11	Jeremiah Harris	F	6-4	205	Jr.	Bessemer, Ala. (Gadsden State CC)
12	Ajani Kennedy	F	6-9	225	R-Jr.	Moreno Valley, Calif. (UC Riverside)
13	Zavon Godwin	G/F	6-6	215	Jr.	Detroit, Mich. (Schoolcraft College)
15	Cameron Holden	G/F	6-5	200	Jr.	Forsyth, Ga. (Gulf Coast State College)
21	Dante Gonzales	G	6-4	170	R-So.	Gilbert, Ariz. (Mesa CC)
22	La-Quiem Walker	F	6-9	240	Jr.	Jersey City, NJ (Kaskaskia College)
23	Vinnie Viana	G	6-1	170	Jr.	Atlanta, Ga. (Albany Technical College)
24	Trey Fort	G	6-4	195	Fr.	Jackson, Miss. (DME Sports Academy)
30	Malik Mooving	G	5-10	170	Jr.	Bronx, NY (New Mexico JC)
33	Kenton Eskridge	G	6-1	195	Jr.	Atlanta, Ga. (Ranger College)
35	K'suan Casey	C	6-9	275	Fr.	Madisonville, Ky. (Madisonville-North Hopkins HS)
44	Hannes Polla	C	6-11	270	Sr.	Lahti, Finland (Oklahoma)

Interim Head Coach: Montez Robinson (North Georgia, 2002), First Season at UTM, Sixth Overall

Assistant Coach: DeAndre Walker (Fairmont State, 2004), Seventh Season

Assistant Coach: Zach Carpenter (Lee University, 2006), Fourth Season

Director of Operations: Jackson Hayzlett (Bowling Green State, 2014), Second Season

Video Coordinator: Ross Fleming (Howard, 2020), First Season

Player Development (Backcourt): Deonte Johnson (UT Martin, 2018), First Season

Player Development (Frontcourt): Dillion Sneed (ETSU, 2006), First Season

PRONUNCIATION GUIDE

3	E-mon Sir-toe-vich
4	Jerr-ron Williams
5	Jon-tay Coleman
12	Uh-jon-ny Kennedy
13	Zay-von Godwin
21	Don-tay Gone-zah-les
22	Luh-Kwim Walker
23	Vinnie Vee-ah-na
35	Kay-shawn Casey
44	Hahn-nes Pole-ah



HANNES

POLLA



44

CENTER • 6-11 • 270 • SENIOR • LAHTI, FINLAND • OKLAHOMA



2019-20: Appeared in 21 games and made seven starts after the NCAA granted him a waiver to play immediately on Nov. 27...Averaged 2.8 points and 1.2 rebounds in 8.0 minutes per game, shooting 52.3 percent (23-of-44) from the floor and 76.5 percent (13-for-17) from the free throw line...Tossed in a career-high 10 points (on 5-of-6 shooting) in just 10 minutes at Tennessee Tech on Feb. 20...Logged a career-best 32 minutes at Jacksonville State on Feb. 22...Grabbed a season-high five rebounds to go along with four points, a block and a steal in only 14 minutes during his season debut at Central Michigan on Dec. 6.

BEFORE UTM: Played for two seasons under head coach Lon Kruger at the University of Oklahoma, helping the Sooners to 38 combined wins and a pair of trips to the NCAA Tournament...Saw playing time in 32 overall games, scoring 34 points to go along with 28 rebounds and six blocks over 104 career minutes...Shot 51.9 percent (14-of-27) from the floor while knocking down 75 percent of his free throw attempts (6-for-8)...Equaled a career-high with six points against both Wichita State (Dec. 8) and Vanderbilt (Jan. 26) during his sophomore campaign...Swatted away a career-best two blocks in a career-high 10 minutes against Notre Dame on Dec. 4, 2018...Hauled in a career-high six rebounds during his freshman season in the victory over Kansas on Jan. 23...Tallied six points and five rebounds against Ball State on Nov. 15, 2017...Prepped at the Helsinki Basketball Academy, where he was ranked by ESPN as a four-star recruit and the 34th best center in the Class of 2017...Posted averages of 12.9 points, 9.3 rebounds, 1.2 assists and 1.1 blocks in the Finnish League in 2016-17...Was part of the U20, U18 and U16 Finnish National Teams...Helped Finland to a 5-2 record in the 2017 U20 European Division B Championship, tallying 10.6 points, 6.0 rebounds and 1.4

blocks in only 19.6 minutes per contest...Collected 7.6 points and 8.2 rebounds per game for Finland's National Team in the 2016 U18 Nordic Championship...Was coached in high school by Hanno Mottola, who played for the Atlanta Hawks from 2000-02.

PERSONAL: Born on March 9, 1998...Son of Anne Kyllonen...Has three siblings, Tuomos, Johanna and Maria...Majoring in interdisciplinary studies.

2020-21 SKYHAWK MEN'S BASKETBALL



RETURNER BIOS

PARKER



STEWART



GUARD • 6-5 • 210 • R-JUNIOR • UNION CITY, TENN. • PITTSBURGH



2019-20: Capped off a remarkable debut season with All-Ohio Valley Conference second team and All-Newcomer accolades as well as a spot on the NABC All-District 18 second team...Was the only NCAA Division I player to average at least 19.0 points, 4.5 rebounds, 3.5 assists and 2.5 three-point field goals made per game...Joined Deville Smith (2014-15) and Michael Hart (1994-95) as the only players in school history to be labeled All-OVC second team and All-Newcomer in the same year...Led the OVC with 2.8 three-point field goals made per game and also ranked third in scoring (19.2 points per game), third in minutes played (36.1 per game), seventh in assists (3.8 per game), and 10th in free throw percentage (.766)...Upped his scoring average to 20.0 points per game in league play...Led team in scoring 12 times as part of his 25 games played, logging 24 starts...Went off for four games of 30 or more points, which are the third-most in a single-season in UT Martin's Division I history (since 1992)...Equaled a career-high with 33 points at both Murray State (Jan. 2) and at Morehead State (Feb. 1)...His 33 points at Murray State marked the highest scoring tally for any player making his OVC debut since January of 2004 and were the most in UT Martin history for a player in an OVC debut...Piled up a dozen games of at least 20 points...Averaged 4.6 rebounds per contest, leading the team in that category on three different occasions while snaring at least seven boards in six different outings...Compiled one double-double (32 points, career-high 11 rebounds) in the road victory at Western Illinois on Nov. 13, becoming the first Skyhawk to record at least 30 points as part of a double-double against a Division I opponent since 2013...Made at least four 3-pointers in 11 games, including six apiece at Western Illinois (Nov. 13) and against Mount St. Joseph (Dec. 29)...Was a perfect 10-of-10 from the free throw line at Murray State on Jan. 2...Distributed at least five assists on nine different occasions, including a near triple-double (16 points, eight rebounds, career-high eight assists) in the win over Tennessee Tech on Feb. 6...Accounted for five multi-steal games, including a career-best four swipes in the season-opening win over St. Louis College of Pharmacy on Nov. 5...Joined two-time All-American Lester Hudson as the only players in school history to nab the OVC Newcomer of the Week award five times in a single season (Nov. 18, Nov. 25, Dec. 2, Jan. 13, Feb. 3)...Earned a spot on the National Association of Basketball Coaches Honors Court team...Was named to the Athletic Director's Honor Roll for both the fall and spring semesters...Was named to the OVC Commissioner's Honor Roll.

2018-19: Sat out due to NCAA transfer rules.

BEFORE UTM: Emerged as one of the brightest young men's basketball stars in the Atlantic Coast Conference at the University of Pittsburgh...Ranked second in the ACC in three-point field goal percentage (.425) in conference play, knocking down 2.7 trifectas per contest (fifth-best mark in the league)...Ranked second on Pitt's squad in scoring in ACC play at 10.8 points per game while playing in all 32 games with 20 starts in 2017-18...Overall, Stewart averaged 9.1 points per game while sinking 38.6 percent of his three-point attempts (71-for-184)...Also shot an even 80 percent (40-of-50) from the free throw line and hauled in 3.3 rebounds over 26.2 minutes per contest...Set a new school record for most three-pointers by a freshman (71), which was only three shy of ranking in the program's top-10 list for most treys in a single season...Tallied 16 double-digit scoring performances during his freshman season, including a 23-point outburst at Syracuse on Jan. 16...In that game, he drilled seven trifectas – which ranks as the sixth-most by a freshman in the ACC's storied history – against an Orange squad that made the Sweet 16 round of the 2018 NCAA Tournament...Piled up multiple three-pointers in 20 games in 2017-18, including 10 of the final 11 games of the season...Led the team in scoring on six different occasions and also paced the Panthers in rebounding seven times, including a career-best 10 rebounds at nationally ranked North Carolina on Feb. 3...Was one of only 30 players to make the 2018 All-ACC Academic Men's Basketball Team...Enjoyed a standout career at Union City High School, where he prepped under head coach Shane Sisco...Helped the Golden Tornadoes to an 81-25 record in his three-year tenure, including a 42-6 slate against district opponents...Averaged 27.6 points, 7.0 rebounds, 3.0 assists and 2.0 steals per contest as a senior...Was named a TSSAA Division-I Class A Player of the Year finalist while also garnering Class A all-state and district MVP honors...Collected 21.0 points per game while shooting 51 percent from the floor and 39 percent from beyond the three-point arc as a junior, helping UCHS win the District 13-A championship...Also helped the Golden Tornadoes to a 34-4 record, a Class A state championship game appearance and another district title as a sophomore in 2014-15...Won an AAU national championship with King James Elite after his freshman season at Pickerington Central High School in Ohio...Also played with Team Penny in the prestigious 2016 Nike Peach Jam, helping the squad go 14-2 on the Nike EYBL circuit.

PERSONAL: Born on July 5, 1998...Son of Cheryl and the late Anthony Stewart...Has two siblings, Anthony and Skylar...Father Anthony was the head coach at UT Martin from 2016-20...Graduated from UT Martin in the summer of 2019, becoming the first-ever Skyhawk student-athlete to graduate in two years...Earned his Master's degree in business administration from UT Martin after the 2020 fall semester.



AJANI

KENNEDY



12

FORWARD • 6-9 • 225 • JUNIOR • MORENO VALLEY, CALIF. • UC RIVERSIDE



2019-20: Sat out due to NCAA transfer rules...Was named to the Athletic Director's Honor Roll for the fall semester.

BEFORE UTM: Spent two seasons at UC Riverside under head coach David Patrick...Played in 22 contests – including four starts –in 2018-19, averaging 7.8 points and 4.7 rebounds in just 21.2 minutes per game...Connected on 50.8 percent (65-for-128) of his field goal tries, including a Big West Conference-best 46.4 percent clip from three-point range (26-of-56)...Led the Highlanders in scoring four times and paced the squad in rebounding on five different occasions...Reached double-figures in the scoring column six times as a sophomore, including a career-best 22 points at Western Michigan on Dec. 30...Followed that with a double-double (18 points, career-high 11 rebounds) on Jan. 4 against Bethesda while also tossing in 19 points at UC Santa Barbara on Jan. 12...Swished multiple three-pointers in eight different games in 2018-19, including a 4-of-6 effort in the aforementioned game at Western Michigan...Also provided a career-best five assists in addition to 13 points and six rebounds against Life Pacific on Dec. 19 while notching 15 points and nine rebounds in his first career start at Cal Poly on Jan. 23...Averaged 3.5 points and 1.5 rebounds over 10.0 minutes per contest in 22 games as a freshman...Shot 49.1 percent (26-of-53) from the floor while sinking 83.3 percent of his free throw attempts (20-for-24)...Scored in double digits in four games, including a season-high 18 points (on a perfect 6-of-6 shooting) in 22 minutes against Portland State on Nov. 18...Prepped at Rancho Verde High School, where he played under head coach Branden Baker...Helped lead the Mustangs to a 19-0 start during his senior campaign, as the squad eventually finished with a 28-4 record, an Inland Valley League title and

a CIF championship...One of his best games of the season came against highly regarded Chino Hills, as he dropped 32 points on the perennial California powerhouse on Nov. 28, 2016...Took part in the Inland Sports All-Star Classic as a senior and was named second team all-league and second team All-CIF during the 2015-16 season.

PERSONAL: Born on Jan. 2, 1999...Son of Rena Burton, who ran track at UC Riverside...Majoring in interdisciplinary studies.

**ERIC****RUSTIN**

10

CENTER • 7-1 • 185 • SOPHOMORE • RICHMOND, VA. • TENNESSEE PREP ACADEMY

2019-20: Was a defensive enforcer as a true freshman, appearing in 27 games while logging five starts (four times in Ohio Valley Conference play)...Ranked sixth in the OVC with 1.2 blocked shots per game, leading the league in that category for a portion of the season...Tallied 1.1 points and 1.6 rebounds while averaging 10.1 minutes per contest...Swatted eight blocks in his collegiate debut against St. Louis College of Pharmacy on Nov. 5, marking the most blocks by any Skyhawk since at least 2002 and the most by an OVC player during the season...Best all-around performance came against Tennessee State on Jan. 9 with career-highs of four points, five rebounds and 31 minutes played while adding four blocks and a steal...Also equaled a career-high with four points at Austin Peay on Jan. 4...Tied a career-best with five rebounds against St. Louis College of Pharmacy (Nov. 5) and at Murray State (Jan. 2)...Had five multi-block performances, four of which came against conference opposition...Was named to the Athletic Director's Honor Roll for the spring semester.

BEFORE UTM: Played at the prestigious Tennessee Prep program that produced several Division I signees...Averaged a double-double (13 points, 10.3 rebounds) and swatted away 3.7 blocks per outing while playing for coaches Harold Rayford, Jr. and Terry Hicks...Consistently going up against stiff competition on a nightly basis, Rustin rose to the challenge with several big outings – including 11 points, 17 rebounds, eight blocks and two steals against Northwest Mississippi Community College on Nov. 15, 2018...Also collected eight points, 12 rebounds and six blocks in a victory over highly regarded prep school Aspire Academy on Dec. 3 in addition to 15 points in a win against DME Sports Academy on Jan. 19... Was lauded by National Prep Review for his strong upside and also earned high

marks as one of the top post prospects in the state of Virginia from PrepHoops.com...Graduated from Huguenot High School before moving to the Volunteer State, playing under head coach Ksaan Brown...Helped lead the Falcons to their first-ever regional championship as a senior...One of his best games his senior season came in a showdown against 6-10, 370-pound Christian Chappell of Prince George High School, where Rustin tallied 14 points, 10 rebounds and five blocks against the all-conference honoree.

PERSONAL: Born on Feb. 20, 2000...Son of Catina Rustin...Majoring in interdisciplinary studies.



EMAN

SERTOVIC



3

GUARD • 6-5 • 195 • SOPHOMORE • BOSANSKA KRUPA, BOSNIA AND HERZEGOVINA • BELLA VISTA PREP



2019-20: Was an immediate contributor as a true freshman, starting in 10 out of his 28 games played...Averaged 4.8 points and 1.6 rebounds over 21.9 minutes per contest, leading the team with a .929 free throw percentage (13-of-14)...Ranked in the Ohio Valley Conference's top-10 in three-point field goal percentage for a majority of the season, finishing at 34.7 percent (34-of-98)...Scored at least eight points in nine different games, including four double-digit performances (all in OVC play)...Best game of the season occurred in the OVC win over Eastern Illinois on Feb. 15 as he dialed up career-highs in points (14), field goals made (five), three-point field goals made (four), assists (four) and minutes played (45)...Sank at least two treys in nine games, including four trifectas against Austin Peay on Jan. 18...Ended the season with 11 consecutive makes at the charity stripe, including a career-best 4-for-4 effort (all in the final 42 seconds) at Southeast Missouri on Feb. 13...Nearly came away with a double-double (nine points, career-high eight rebounds) in the season finale win over Southeast Missouri on Feb. 29...Swiped a career-best three steals at Morehead State on Feb. 1...Was named to the Athletic Director's Honor Roll for the spring semester...Was named to the OVC Commissioner's Honor Roll.

BEFORE UTM: Was part of a world championship and nationally ranked squad at Bella Vista Prep, based out of Cave Creek, Ariz....Playing for head coach Kyle Weaver, Sertovic emerged as one of the nation's most lethal shooters from long distance...Helped lead the Bears to The Grind Session world championship victory over Spire Academy while the squad also won the prestigious Chick-Fil-A Classic in Columbia, SC...Dialed up several high scoring games, including a 33-point performance (with nine 3-pointers) against Impact 1 out of Nevada

on Dec. 4...Was spotlighted by national recruiting guru Rick Bolus as the "Best Shooter" in the Mustang Madness event which featured several of the nation's top teams...Also scored 23 points (including a 7-of-10 effort from beyond the three-point arc) against Huntington Prep (Jan. 19), 22 points against Findlay Prep (Nov. 9), 21 points against Orangeville Prep (Nov. 17) while adding a game-high 20-point outing against Spire Academy on Dec. 7...Played his sophomore season at the Renaissance Academy in Altadena, Calif....Tallied a game-high 24 points as a sophomore against Maranatha...Took part in the 2017 "Future Stars Showcase" in Los Angeles.

PERSONAL: Born on Aug. 8, 1999...Son of Jasenko and Nermina Sertovic...Majoring in interdisciplinary studies.

2020-21 SKYHAWK MEN'S BASKETBALL



NEWCOMER BIOS

JONTE

COLEMAN



5

GUARD • 6-4 • 195 • JUNIOR • CHAMPAIGN, ILL. • KANKAKEE CC



BEFORE UTM: Displayed elite ability as one of the nation's top three-point shooters under head coach Alex Thorson at Kankakee Community College in Kankakee, Ill....Shattered the school's single-season record for three-pointers made (111) in 2019-20, ranking fifth nationally in that category while connecting on 44.9 percent of his attempts from long distance...Was named to the All-Region second team after he was the only Cavalier to start in all 30 games in 2019-20, helping lead the squad to a 21-11 record...Averaged 14.1 points, 5.0 rebounds, 1.5 assists and 1.0 steals per outing as a sophomore...Poured in a career-high 40 points on 14-of-20 shooting (including a 9-of-15 performance from three-point range) against Aurora University on Jan. 28...Swished at least three 3-pointers in 25 of his 30 games last season, making at least four treys in 18 contests and sinking at least five trifectas on seven different occasions...Was a career-best 8-for-10 from the free throw line at Danville Area on Jan. 9...Hauled in at least six rebounds in 15 different games, including career-highs of nine boards twice (vs. Prairie State on Nov. 26, at Indian Hills on Jan. 11)...Pieced together averages of 10.5 points, 4.9 rebounds, 1.1 assists and 1.4 steals per outing as a freshman in 2018-19...Knocked down 61 three-pointers in 28 games despite primarily playing in the frontcourt...Accounted for a season-high scoring tally of 21 points (8-of-13 shooting, 5-for-9 from three-point range) against Malcolm X College on Dec. 1... Was responsible for a season-high five 3-pointers on three separate occasions... Snagged a career-best nine rebounds in four different games, including three of the final four contests of the season...Handed out a career-high four assists at Parkland on Jan. 8...Recorded multiple steals 11 times as a freshman, including a career-high four swipes at Olivet Nazarene University on Jan. 31... Prepped at Champaign Central High School under head coach Jeff Finke, helping the

Maroons to a 20-win campaign as a senior...Secured all-conference honors after averaging 11.6 points, 4.4 rebounds and 2.5 assists per game while making a team-best 72 three-pointers in 2017-18.

PERSONAL: Born on May 31, 2000...Son of Tinisha Grider...Majoring in computer science.



NEWCOMER BIOS

KENTON

ESKRIDGE



33

GUARD • 6-1 • 195 • JUNIOR • ATLANTA, GA. • RANGER COLLEGE



BEFORE UTM: Spent the 2019-20 season at Ranger College, where he played under head coach Billy Gillispie...Helped guide the Rangers to a 28-3 overall record with a 13-1 mark in conference play, earning an at-large berth into the NJCAA Tournament before the event was cancelled...Averaged 6.2 points, 1.7 rebounds and 1.4 assists per contest as a sophomore, shooting 48.6 percent (68-of-140) from the floor, 35.4 percent (17-for-48) from three-point range and 67.9 percent (38-of-56) from the free throw line...Reached double figures in the scoring column nine times in 2019-20, including a season-best 28 points (9-of-12 shooting, 8-for-8 from the charity stripe) to go along with a season-best five rebounds at Temple College on Jan. 22...Was also responsible for efficient outings against Victoria College on Dec. 3 (18 points on 8-of-11 shooting) and Arkansas Baptist on Dec. 7 (17 points on 7-of-11 shooting)...Equaled a season-high with five rebounds at Paris on Nov. 18...Distributed a season-best five assists against Weatherford on Jan. 20...Swiped multiple steals on seven different occasions, including a season-high four steals at Howard on Dec. 31...Spent his freshman season at Southern Utah, a Division I university who is a member of the Big Sky Conference...Saw playing time in 24 games under head coach Todd Simon, tallying 43 points, 22 rebounds, 19 assists and 10 steals in 208 minutes as the Thunderbirds finished 17-17 overall...Went off for career-highs of 16 points (6-of-10 shooting, including 4-for-7 from three-point land), four rebounds and three assists in only 20 minutes against San Diego Christian on Nov. 29...Tallied a season-best four steals to go along with three assists and three rebounds in his collegiate debut against West Coast College on Nov. 6...Played at Mt. Zion Preparatory School during the 2017-18 season...Scored 17 points and was named "Player of the Game" against GTA Prep on Jan. 15, 2018...Was a two-time All-

Region and an all-conference performer at Columbia High School, where he was a 1,000 point scorer...Tossed in a game-high 27 points (on nine 3-pointers) for the East squad in the 2017 Georgia Senior All-Star Game.

PERSONAL: Born on Nov. 19, 1998...Son of Ken and Miranda Eskridge...Has one sibling, Kevon...Majoring in nursing.



NEWCOMER BIOS

ZAVON

GODWIN



13

GUARD/FORWARD • 6-6 • 215 • JUNIOR • DETROIT, MICH. • SCHOOLCRAFT COLLEGE



BEFORE UTM: Played the 2019-20 season under head coach Corey McKendry at Schoolcraft College, a junior college located in Livonia, Mich....Helped the nationally ranked Ocelots go 28-4 and win the Michigan Community College Athletic Association Eastern Division championship with a 14-2 record, booking a spot in the NJCAA Tournament before the event was cancelled...Averaged 8.3 points, 4.9 rebounds and 1.2 assists over 30 games, including 12 starts as a sophomore...Shot 50.7 percent (107-of-211) from the floor while adding 25 blocks and 19 steals...Scored in double figures on nine different occasions, including a pair of 20-point efforts...Tossed in a career-best 25 points (on 10-of-15 shooting, including a season-high 3 three-pointers) to go along with a career-high 11 rebounds against Muskegon on Nov. 16...Averaged 16.8 points on a sizzling 70.7 percent shooting (29-for-41) over a four-game span from Jan. 22 through Jan. 29, including a 9-of-10 effort from the field at No. 19 Mott on Jan. 29...Had two double-doubles on the season, averaging 9.0 rebounds over a four-game stretch from Nov. 16 through Dec. 4...Handed out a career-high four assists against Henry Ford on Feb. 1...Accounted for four games of at least two steals, including a career-best five swipes at Alpena on Jan. 22...Collected four multi-block performances...Began his collegiate career at Kentucky Wesleyan College, a NCAA Division II school located in Owensboro, Ky....Played in seven games as a freshman under head coach Drew Cooper in 2018-19, averaging 5.7 points and 5.0 rebounds while shooting 51.5 percent (17-of-33) over seven games... Scored a season-high 15 points on 6-of-8 shooting (3-for-5 from three-point land) against Salem on Nov. 23...Dialed up 14 points (on 6-of-7 shooting) in an exhibition at Division I member Evansville on Nov. 15...Hauled in a season-best seven rebounds in back-to-back contests against Indiana Southeast (Nov. 24)

and Trevecca Nazarene (Dec. 1)...Swatted away two blocks against Bellarmine on Nov. 14...Played under head coach Juan Rickman at East English Village Preparatory Academy in Detroit, Mich....Named the 10th best prospect in the Detroit area by Rivals.com...Was a first-team all-county selection and Defensive Player of the Year at East English Village, helping guide the Bulldogs to a district championship...Garnered 16 points and 15 rebounds in the Detroit Public School League quarterfinals in February 2018.

PERSONAL: Born on July 24, 2000...Son of Claudia Sterling...Has three siblings, Sychar, Von and Shank Sterling...Majoring in health and human performance.



NEWCOMER BIOS

JEREMIAH

HARRIS



11

FORWARD • 6-4 • 205 • JUNIOR • BESSEMER, ALA. • GADSDEN STATE CC



BEFORE UTM: Played for two seasons at Gadsden State Community College under head coach Deddrick Tarver...Helped lead the Cardinals to a 35 victories during his two seasons...Averaged 12.1 points, 4.3 rebounds and 1.0 assists per game as a sophomore, shooting 41.6 percent (119-of-286) from the floor, 38.7 percent from three-point range (60-for-155) and 68.3 percent from the free throw line (28-of-41)...Increased his free throw percentage to .778 in Alabama Community College Conference play...Produced a dozen games of at least 15 points in 2019-20, including six games of 20 points or more...Dialed up a career-high 29 points on 11-of-17 shooting (including 7-for-11 from beyond the three-point arc) and 10 rebounds against Cleveland State Community College on Dec. 14...Also snared a double-double (10 points, career-high 11 rebounds) at Huntington on Dec. 8...Knocked down at least three 3-pointers in a dozen different contests...Hauled in at least six rebounds on 10 different occasions as a sophomore...Handed out a career-best four assists against Chattahoochee Valley on Nov. 23...Produced averages of 5.4 points and 1.4 rebounds as a freshman in 2018-19 as GSCC notched a 19-12 record...Scored in double-figures five times and accounted for three games of at least 16 points, including a season-best 19 points on 6-of-9 shooting (5-for-7 from three-point land) against Lurleen B. Wallace on March 1...Connected on nine of his 13 field goal tries for 18 points against Stillman on Dec. 7...Equaled a career-high with four assists against Wallace-Selma on Dec. 10...Graduated from McAdory High School and also attended Hueytown High School.

PERSONAL: Born on July 30, 2000...Son of Jerry Harris, Sr. and Teresa Harris...Has four siblings, Jeriel Harris, Jerry Harris Jr., Jakeria Smoot and Junias Smoot...

Majoring in interdisciplinary studies.



NEWCOMER BIOS

CAMERON

HOLDEN



15

GUARD/FORWARD • 6-5 • 200 • JUNIOR • FORSYTH, GA. • GULF COAST STATE COLLEGE



BEFORE UTM: High-scoring wing who generated two very successful seasons at Gulf Coast State College under head coaches Phillip Gaffney and Jay Powell... Ranked the No. 70 junior college prospect in the nation by JUCORecruiting.com... Helped lead GCSC to the 2020 Florida College System Activities Association state championship after scoring 1,049 points over a two-year span... Was named the 2020 FCSAA Tournament Most Valuable Player after helping the Commodores knock off three nationally ranked squads on their way to the Florida state title and the school's first berth in the NJCAA Tournament since 1972, tying for the program's most wins (24) in 47 years... Led the entire state of Florida in scoring in league play with 23.4 points per outing in 2019-20, chalking up NJCAA Region VIII all-state and All-Panhandle Conference first team honors... Ranked in the FCSAA's top-three in scoring (20.2 points per game, second), rebounding (10.2 per game, second), free throws made (149, second) and field goals made (208, third)... Also ranked fourth nationally with 134 offensive rebounds (4.5 per game) and ranked second on his squad in three-point field goals made (41), assists (3.0 per contest), steals (2.0 per game) and blocks (0.6 per contest) as a sophomore... Scored at least 25 points on 10 different occasions in 2019-20 – including four 30-plus point performances... Best game of his career came in a win at Northwest Florida State on Jan. 4 as he accumulated career-highs of 41 points and 17 rebounds... Five days earlier against Monroe College, he went off for 35 points on 13-of-14 shooting – including a perfect 6-of-6 effort from three-point range... Also displayed an innate knack to get to the charity stripe, as he made double-digit free throws in four separate games (including a 13-of-15 performance as part of a 30-point showing against Georgia Highlands on Nov. 14)... Nabbed 17 double-doubles in 2019-20, hauling in at least 15 rebounds in five different games... Handed out a career-best nine assists in a win at Lurleen B. Wallace on Dec. 3 and had 19 multi-steal performances, swiping a career-high five steals

on three separate occasions... Led the Commodores in scoring (15.3 points per game), rebounding (6.1 per game), assists (2.2 per game), steals (1.2 per game), field goals made (147) and free throws made (129) as a freshman... Piled up seven games with at least 20 points and a pair of 30-point outings as part of the 2018-19 campaign... Season-high of 34 points at Tallahassee on Jan. 5 included a remarkable 22-of-31 effort from the free throw line – setting the school record for free throw makes in a single game... Was responsible for six double-doubles and seven multi-steal performances in 2018-19... Was a Georgia Athletic Coaches Association all-state performer in Class 4A for head coach Greg Nix at Mary Person High School... Helped the Bulldogs to a 23-5 record during his senior year, averaging 28.2 points, 10.4 rebounds, 3.9 assists, 3.9 steals and 1.7 blocks per outing... That came after he averaged 26.0 points and 11.0 rebounds during his junior campaign in 2016-17... Amassed 2,043 points, 780 rebounds, 352 assists, 280 steals and 162 blocks over 102 games played in his four-year varsity career at MPHs.

PERSONAL: Born on Jan. 1, 2000... Son of James and Valentina Holden... Has one sibling, Aleah... Majoring in education.



NEWCOMER BIOS

MALIK

MOOVING



30

GUARD • 5-10 • 170 • JUNIOR • BRONX, NY • NEW MEXICO JC



BEFORE UTM: Played one season at New Mexico Junior College under head coach Luke Adams...Helped the Thunderbirds to a 21-10 record with a 10-6 mark in conference play in 2018-19...Averaged 11.3 points, 2.8 rebounds, 3.1 assists and 1.6 steals over 24 games, shooting 41.6 percent (92-of-221) with a 33 percent clip (33-for-100) from three-point range and a 72.6 percent mark (53-of-73) from the free throw line...Scored in double figures on 15 different occasions, including back-to-back 25-plus point outings in January...Scored a season-high 27 points (including a career-best 9-of-12 effort from the charity stripe) and hit the game-winning shot with 0.1 seconds left on the clock against No. 15 ranked Odessa College on Jan. 24...Followed that with 26 points on 9-of-16 shooting (including a season-best five 3-pointers in 10 attempts) against Midland College on Jan. 28...Tallied a double-double (18 points, career-high 12 assists) against New Mexico Military Institute on Feb. 4...Grabbed a season-high seven rebounds against both New Mexico Military Institute (Dec. 1) and South Plains College (Jan. 14)...Recorded 10 multi-steal performances, setting a career-high of four steals twice (the aforementioned Jan. 14 game at South Plains College, Jan. 31 at Howard College)...Played his freshman campaign at Central Community College, where he was an All-Nebraska Community College Athletic Conference performer under head coach Jerry Drymon...Helped lead the Raiders to the District 7 championship game in 2017-18, earning Omaha World-Herald All-Nebraska honors for the junior college ranks...Averaged a team-high 19.3 points to go along with 3.7 rebounds, 4.2 assists and 1.3 steals over 29 games...Shot 42.2 percent (179-of-424) from the field, 34.7 percent (51-for-147) from three-point range and 73.5 percent (team-best 150-of-204) from the free throw line...Scored over 20 points in 15 different contests in 2017-18, including a pair of 30-plus

point outbursts...Dialed up a career-high 32 points (behind a career-best 5-of-7 performance from beyond the three-point arc) against Hastings on Nov. 6...Tallied 31 points (on 13-of-16 shooting, 81.3 percent) against Iowa Western on Feb. 6...Sank double-digit free throws on three separate occasions, including a career-best 14-of-14 effort against Iowa Central on Nov. 10...Divvied out at least five assists in 10 different games, including a season-high nine assists against Fort Scott on Dec. 9...Pulled down a season-high six rebounds four times during his freshman season...Season-best four steals against Southeast on Feb. 2 was one of 11 multi-steal performances in 2017-18...Prepped under head coach Billy Turnage at Wings Academy, who competed in the Bronx PSAL Class AA ranks...Also attended St. Raymond High School, where he played for head coach Jorge Lopez.

PERSONAL: Born on Feb. 16, 1998...Son of Chenelle Francis...Has one sibling, Elias...Majoring in information systems.



NEWCOMER BIOS

VINNIE

VIANA



23

GUARD • 6-1 • 170 • JUNIOR • ATLANTA, GA. • ALBANY TECHNICAL COLLEGE



BEFORE UTM: Established himself as one of the best pure scorers at the junior college level, earning NJCAA All-American honorable mention accolades... Scored 1,005 points over 50 career games under head coach Sylvester Patterson at Albany Technical College in Albany, Ga., becoming the program's all-time leading scorer.... Nabbed Georgia Collegiate Athletic Association first team All-Region honors, tossing in a league-high 23.2 points per contest as a sophomore... Also led the GCAA in free throws made (167) while ranking second in three-point field goals made (81), second in free throw percentage (.839), third in field goals made (189) and seventh in three-point field goal percentage (.363)... Helped guide the Titans to an 18-12 overall record in 2019-20, additionally averaging 3.4 rebounds, 1.9 assists and 1.5 steals per outing... Went off for a career-best 40 points (including a career-high seven 3-pointers) against Enterprise State on Dec. 6... Had five 30-plus point performances and 13 games of at least 25 points during the 2019-20 campaign... Knocked down at least five treys on six different occasions, equaling a career-high with seven trifectas against Gordon State on Jan. 4... Sank double-digit free throws in six different games, including a career-high 14 makes from the charity stripe against both Central Georgia Tech (Jan. 11) and South Georgia Tech (Feb. 26)... Came away with a dozen multi-steal performances, including a career-best six swipes in the aforementioned Jan. 11 game at Central Georgia Tech... Took part in the fourth annual GCAA All-Star Game located in Macon, Ga. in 2019, following an impressive 2018-19 season that saw him claim All-GCAA honorable mention and All-Freshman Team status... Ranked in the top-10 in the GCAA in free throw percentage (.821, third), three-point field goal percentage (.416, fourth), scoring (team-best 16.5 points per game, sixth), three-point field goals made (47, ninth) and free throws made

(92, ninth) as a freshman... Upped his scoring average to 23.1 points per outing in conference play, leading the GCAA in that category... Shot 41.6 percent (47-of-113) from beyond the three-point arc while averaging 3.7 rebounds, 2.3 assists and 1.0 steals per game in 2018-19... Erupted for 11 consecutive games of at least 20 points to close out his freshman campaign, including a pair of 30-point efforts (including a season-best 33 points on 12-of-18 shooting at East Georgia State on Feb. 6)... Secured a double-double (25 points, career-high 10 rebounds) against South Georgia Tech on Jan. 23... Tallied 22 points and dished out a career-high nine assists (against zero turnovers) against South Georgia State on Jan. 26... Originally hails from Brazil but prepped at North Springs High School in Atlanta, Ga., where he was an All-Region 6-A-A-A-A-A first team selection over his last two seasons under head coach Charles Parks... Averaged 22.5 points per game his junior season, earning Atlanta Journal-Constitution All-Metro second team accolades.

PERSONAL: Born on July 30, 1999... Son of Richard Olivolo... Majoring in business management.



NEWCOMER BIOS

LA-QUIEM

WALKER



22

FORWARD • 6-9 • 240 • JUNIOR • JERSEY CITY, NJ • KASKASKIA COLLEGE



BEFORE UTM: Was a standout frontcourt performer under head coach Brian Hancock at Kaskaskia College, located in Centralia, Ill....Brought home All-Region 24 accolades as well as All-Great Rivers Athletic Conference honors after averaging 15.0 points to go along with team-highs of 9.3 rebounds and 1.4 blocks over 30 games...Shot 51 percent (176-of-345) from the field and 72.7 percent (88-of-121) from the free throw line in 2019-20, helping guide the Blue Devils to a 17-15 record...Also averaged 1.5 assists and 1.3 steals per contest while increasing his scoring production to 16.4 points per game in league play...Was responsible for 12 double-doubles last season and produced nine games of at least 20 points as a sophomore, including a career-high 31 points against Rend Lake on Feb. 22...Had a monster performance (29 points, career-high 20 rebounds) at Lake Land on Jan. 8...Also snared 20 rebounds at Lewis & Clark on Feb. 8...Made double-digit free throws in a pair of outings, including a career-best 11-of-13 effort against Shawnee on Feb. 15...Swatted away multiple shots on nine different occasions, including a career-high six blocks against Vincennes on Nov. 20...Handed out a career-high five assists in the March 2 season finale against John A. Logan...Posted 12 multi-steal performances (including a career-high four steals against both Southeastern Illinois on Jan. 18 and Rend Lake on Feb. 22)...Was part of a Kaskaskia squad that went 24-11, won the District 16 championship and made an appearance in the NJCAA Tournament in 2018-19...Was a freshman on the Blue Devil team that defeated eventual national champion Vincennes in the District 16 Tournament...Averaged 5.8 points and 3.1 rebounds per game in 2018-19, connecting on 51.9 percent (69-of-133) of his field goal tries...Scored a season-best 21 points twice (9-of-10 shooting at MacMurray College on Nov. 17, 8-for-13 shooting at Southwestern Illinois on Feb. 20)...Performed well off the

bench (11 points, team-high seven rebounds) in the Blue Devils' NJCAA Tournament first round triumph over Sheridan on March 18...Graduated from Lincoln High School, playing under head coach Bill Zasowski...Will be the first LHS product to play Division I basketball since 1979...Averaged 8.3 points, 7.8 rebounds and almost three blocks per game as a senior, helping the Lions to a 20-8 record and an appearance in the NJSIAA state tournament sectional semifinals.

PERSONAL: Born on July 3, 1999...Son of Tina Beamon...Has four siblings, Octavia, Annta, Craig and Sirheenn...Majoring in management.



NEWCOMER BIOS

JARON

WILLIAMS



4

GUARD/FORWARD • 6-6 • 210 • JUNIOR • ROCK HILL, SC • COLLEGE OF CENTRAL FLORIDA



BEFORE UTM: Spent a pair of productive seasons under head coach Tim Ryan at the College of Central Florida in Ocala, Fla....Ranked as the No. 55 junior college prospect in the nation by JUCOREcruiting.com...Helped aid the Patriots to a 25-7 record and a share of the Mid-Florida Conference regular season championship in 2019-20, posting 11.3 points, 3.2 rebounds, 1.6 assists and 1.1 steals per contest, shooting 43.6 percent from the floor (119-of-273)...Was responsible for a trio of 20-plus point performances as a sophomore, including a season-best 23 points (on 7-for-11) shooting against South Georgia Technical College on Nov. 20...Also tossed in 22 points with a season-best four assists against ASA College on Nov. 3 and 20 points with a season-high four steals against Indian River State College on Nov. 29...Hauled in a season-high seven rebounds against Yakima Valley College on Dec. 5...Swiped multiple steals in nine different outings in 2019-20...Averaged 7.2 points in a reserve role as a freshman, sinking 48.2 percent of his field goal tries (80-for-166)...Scored in double figures in 11 different games, including a pair of 20-point outings in the span of a week...Generated a career-best 24 points (on 9-for-14 shooting) against Chipola College on Nov. 23 and 22 points (on 7-of-8 shooting) with a season-highs of eight rebounds, four assists and three steals against St. Petersburg College on Nov. 16...Graduated from York Preparatory Academy, where he tossed in 25.4 points per game under head coach Frank Hamrick to help the Patriots finish 24-5 during his senior season...Averaged 19.0 points and 8.0 rebounds as a junior in 2016-17, helping York Prep advance to the USA National Prep Basketball National Championship...Chalked up all-area accolades in each of his final three seasons as a Patriot.

PERSONAL: Born on March 2, 2000...Son of Jeffrey and Rhonda Williams...Has two siblings, Jamar Williams and Jaylah Brice...Majoring in management.



NEWCOMER BIOS

DANTE

GONZALES



21

GUARD • 6-4 • 170 • R-SOPHOMORE • GILBERT, ARIZ. • MESA CC



BEFORE UTM: Played under head coach Sam Ballard at Mesa Community College, located in Mesa, Ariz....Helped guide the Thunderbirds to a 17-14 record in 2019-20, averaging 4.9 points, 2.3 rebounds and team-highs of 2.5 assists and 1.1 steals per contest while playing 27 games (six starts)...Shot 35.2 percent (37-of-105) from the floor, 35.1 percent (13-for-37) from three-point range and 88 percent (44-of-50) from the free throw line...Improved his three-point field goal accuracy to 43.5 percent in Arizona Community College Athletic Conference play...Reached double figures in the scoring column four times as a redshirt freshman, including a career-high of 12 points...Flirted with a triple-double with 12 points, a career-best 13 assists and eight rebounds against Arizona Western on Feb. 5...Also equaled his career-high total of 12 points while going a perfect 6-for-6 from the charity stripe at South Mountain on Feb. 25...Snared a career-best eight rebounds on two separate occasions (the aforementioned game at Arizona Western, at Central Arizona on Jan. 25)...Was responsible for eight multi-steal games, including four swipes against both Palo Verde (Nov. 15) and against Eastern Arizona on Feb. 15...Blocked a pair of shots against Phoenix College on Jan. 29...Redshirted under head coach Matt Hammer at Sheridan College during the 2018-19 season as the Generals posted a 31-4 overall record...Prepped at San Tan Charter School, where he averaged 18.5 points, 7.7 assists and 6.4 rebounds per game as a senior while leading the Roadrunners to back-to-back state championships...Was named to the Canyon Athletic Association All-State Division team as both a senior and junior while also nabbing 2018 CAA Player of the Year honors...In addition to scoring and rebounding, he also led the squad in assists (95), steals (74) and blocks (13) during his senior campaign...Scored a career-high of 45 points in a single game...Also attended Gilbert High School

before San Tan.

PERSONAL: Born on April 9, 2000...Son of Jay and Sonya Gonzales...Has two siblings, Damian and Dasio...Majoring in management.

**EDEN****HOLT****GUARD • 5-10 • 175 • SOPHOMORE • HOUSTON, TEXAS • WILLISTON STATE COLLEGE**

BEFORE UTM: Comes to UT Martin from Williston State College in Williston, ND, as the dynamic playmaker was an All-Mon-Dak Athletic Conference honoree under head coach Rylee Hernandez last season...Led the MDAC in assist-to-turnover ratio (2.8) and also ranked in the league's top-10 in free throw percentage (.829, second), scoring (18.8 points per game, third), three-point field goals made (93, fourth), three-point field goal percentage (.431, fourth), assists (4.4 per game, fifth), field goals made (189, fifth) and free throws made (92, eighth)...Also averaged 2.9 rebounds and 1.5 steals over a span of 30 games as a freshman...Increased his scoring production to 20.3 points per outing in league play, helping lead the Tetons to the NJCAA Region XIII Tournament semifinals...Went off for at least 20 points on 13 different occasions – including a trio of 30-plus point performances...Career-high of 34 points came at Lake Region State College on Feb. 23, aided largely by a career-best eight 3-pointers (one of seven games where he knocked down at least five treys)...Divvied out at least six assists eight different times, including a career-best nine dimes against Casper College on Nov. 15...Career-high of seven rebounds came on Nov. 2 against Lake Region State College and again on Nov. 22 at Western Nebraska Community College...Additionally provided a dozen multi-steal games during his freshman season (including a career-best five swipes against Bismarck State College on Jan. 16)...Was an all-district standout in high school, spending the 2018-19 season playing on the prep circuit under head coach Tristan Wilchcombe at Redemption Christian Academy in Troy, NY...Prior to that, he played for head coach Bobby Sanders at Tompkins High School, helping the Falcons to 31 wins and a 6A state runner-up finish in the program's first-ever state tournament appearance after winning Region 3 and District 19 championships as a senior...Set the THS school

record for three-pointers (seven) against Cy-Springs as part of several big games during the 2017-18 campaign...One year earlier, he helped lead Fort Bend Austin High School to its first playoff berth since 1999 while playing under head coach James Black.

PERSONAL: Born on March 29, 2000...Son of Lamar Holt...Has five siblings, Khloe, Emrie, Morgan, Erin and Jaden...Majoring in management.



NEWCOMER BIOS

K'SUAN

CASEY



35

CENTER • 6-9 • 275 • FRESHMAN • MADISONVILLE, KY. • MADISONVILLE-NORTH HOPKINS HS



BEFORE UTM: Put together an impressive career at Madisonville-North Hopkins High School under head coach Matt Beshear...Ranked by ESPN as the fourth-best Class of 2020 prospect in the state of Kentucky and the 46th ranked center in the nation...Tossed in 1,897 points – ranking second in MNHS history in all-time scoring behind only current Saint Louis University head coach Travis Ford...Also hauled in 1,213 career rebounds and led the Maroons to a remarkable 97 victories in his tenure...Earned all-state accolades as a senior after averaging 18.5 points and 10.8 rebounds per game as a senior, helping pace the Maroons to a 31-3 overall record – the most victories at the tradition-rich program since 1984...Also helped guide MNHS to its second straight Region 2 championship, ending the season on a 20-game winning streak...Had a knack for big games during his senior season, posting 27 points, 18 rebounds and four blocks in the regional quarterfinals against Henderson County...Also delivered a career-best 34 points in the district semifinals against Dawson Springs...Was selected to take part in the annual Kentucky/Ohio Senior All-Star Game but the game was cancelled because of the COVID-19 pandemic...Participated in the 2019 Kentucky-Indiana High School All-Star Game, registering 12 points in the yearly summer event...Collected team-high averages of 15.3 points and 9.6 rebounds per contest as a junior...Guided the Maroons to their first state tournament appearance since 2001 and helped notch the program's first state tournament victory since 1989...Averaged a team-high 15.9 points to go along with 9.3 rebounds per outing as a sophomore.

PERSONAL: Born on Aug. 15, 2002...Son of Shala Williams...Majoring in communications.

2020-21 SKYHAWK MEN'S BASKETBALL



NEWCOMER BIOS

TREY

FORT



24

GUARD • 6-4 • 195 • FRESHMAN • JACKSON, MISS. • DME SPORTS ACADEMY



BEFORE UTM: Prepped at DME Sports Academy in Daytona Beach, Fla., where he played under head coach Wesam Al-Sous...Helped DME post a 19-7 record against a tough prep schedule, including victories over national powers IMG Academy, Woodstock Academy and CBD Montverde...Scored 14 points in the 14-team National Prep Championship tournament against Woodstock Academy out of Connecticut...Also attended Florence High School, where helped the Eagles post a 25-7 record and reach the 2019 Mississippi Class 4A State championship game under head coach Darrin Chancellor...Earned MagnoliaHoops.com Player of the Game accolades after the state semifinal win over Gentry (19 points on 7-of-10 shooting, three rebounds, three assists, three steals)...Represented in the Mississippi squad in the 2019 Mississippi/Alabama All-Star Game played in Montgomery, Ala....Additionally played under legendary head coach Richard Duease (the all-time wins leader in Mississippi boy's basketball history) at Madison-Ridgeland Academy, where he helped the Patriots to the Mississippi Association of Independent Schools (MAIS) state championship and District 1-AAAA title in 2018...Led MRA with a team-high 21 points in the state championship victory over Jackson Academy after scoring a game-high 23 points in the state semifinal win against Heritage Academy.

PERSONAL: Born on March 13, 2001...Son of Lorenzo and Franshell Fort...Has one sister, Genesis...Majoring in computer science.



NEWCOMER BIOS

ANTHONY

THOMAS



2

GUARD • 6-7 • 175 • FRESHMAN • SILVER SPRING, MD. • OLYMPUS PREPARATORY ACADEMY



BEFORE UTM: Accounted for a dominant senior season at Olympus Preparatory Academy in Williamstown, NJ...Listed as a three-star recruit by 247Sports, ranking as the 50th best player at his position in the Class of 2020...Earned NJHoops.com all-state honors for the independent/prep class last season, competing in over 40 games and events while taking part in the Great Atlantic Conference...Was identified as one of seven national standouts from the Hoop Group Fall High School Showcase in October...Spent his junior season at The Patrick School in Hillside, NJ...Attended Springbrook High School in Silver Spring, Md. as a high school underclassman.

PERSONAL: Born on Jan. 4, 2001...Son of Andrea Rogers...Majoring in interdisciplinary studies.

2020-21 SKYHAWK MEN'S BASKETBALL

PRESEASON TEAM NOTES

MONTEZ ROBINSON TAKES OVER AS INTERIM HEAD COACH

Montez Robinson was named interim head coach for the Skyhawk program on Nov. 17, two days after the sudden passing of Anthony Stewart.

Robinson brings five years of Division I head coaching experience to the Skyhawks, as he was the head coach at Alcorn State University in Lorman, Miss. from 2015-20.

At Alcorn State, Robinson compiled a 69-86 record - including a 50-40 mark in Southwestern Athletic Conference play (.556 winning percentage).

Robinson earned SWAC Coach of the Year accolades in 2016-17 and was the NABC All-District 23 Co-Coach of the Year that same season. He was a two-time finalist for the Ben Jobe National Coach of the Year Award and was also a finalist for the 2016 Joe B. Hall National Coach of the Year Award.

Prior to his stint at Alcorn State, Robinson was an assistant coach at Bethune-Cookman (2011-15), Kennesaw State (2005-11) and Truett-McConnell College (2002-05).

PARKER STEWART NAMED TO PRESEASON ALL-OVC SQUAD

Guard Parker Stewart was one of 13 players voted by the league's head coaches and sports information directors to the Preseason All-Ohio Valley Conference team.

The Union City, Tenn. native returns for his redshirt junior season UT Martin after testing the NBA Draft waters over the summer. The 6-5, 210-pound guard was the only player in NCAA Division I basketball to average at least 19.0 points, 4.5 rebounds, 3.5 assists and 2.5 three-point field goals made per game in 2019-20. He joined two-time All-American Lester Hudson as the only players in school history to win the OVC Newcomer of the Week award at least five times in a single season.

SKYHAWKS FROM EVERYWHERE

The Skyhawk coaching staff searched far and wide to compile the 2020-21 roster, which includes five returners (including a redshirt transfer) and 14 newcomers. UT Martin's 19-man roster includes student-athletes from 17 different states/countries: Alabama,

Arizona, Bosnia and Herzegovina, California, Finland, Georgia, Illinois, Kentucky, Maryland, Michigan, Mississippi, New Jersey, New York, South Carolina, Tennessee, Texas and Virginia.

The 17 different state/countries are by far the most for any of the 357 Division I institutions, ahead of both Penn (15; 12 states and three countries) and New Mexico (15; nine states, six countries).

RETURNING DIVISION I EXPERIENCE

UT Martin's five returners (Ajani Kennedy, Hannes Polla, Eric Rustin, Eman Sertovic, Parker Stewart) have combined for only four playing seasons in a Skyhawk uniform.

However, Kennedy (one year at UC Riverside), Polla (two years at Oklahoma) and Stewart (one year at Pittsburgh) boast additional seasons of Division I playing experience outside of UT Martin.

Also, newcomer Kenton Eskridge played his freshman season at Southern Utah, a Division I member of the Big Sky Conference.



SECTION II



COACHING/SUPPORT STAFF



COACHING STAFF

MONTEZ

ROBINSON



INTERIM HEAD COACH • FIRST SEASON • FAIRFIELD, ALA. • NORTH GEORGIA, 2002

Montez Robinson, who won Southwestern Athletic Conference Coach of the Year honors in 2016-17, was named the University of Tennessee at Martin's interim head coach on Nov. 17. He was originally hired as an assistant coach in September before being elevated to interim head coach two days after the sudden passing of Anthony Stewart.

Robinson comes to the Skyhawks as an assistant after a successful five-year stint as head coach at Alcorn State University. Taking over a program that was under NCAA sanctions for low Academic Progress Rate scores, the Fairfield, Ala. native improved the Braves program by nine victories in both overall and conference play in his debut season. Alcorn State finished second in the SWAC standings in 2015-16 after the team he inherited finished ninth during the previous season. Robinson additionally improved the program's academic standards as his recruiting classes averaged a 2.97 Grade Point Average during his tenure.

All in all, Robinson compiled a .556 winning percentage in league games with the Braves, including back-to-back second-place finishes (13-5 in 2015-16 and 2016-17). His first two seasons marked the first time that Alcorn State dialed up consecutive winning seasons in league play in 15 years. Last season, the Braves were predicted to finish ninth in the SWAC preseason standings but placed fourth with an 11-7 mark. Alcorn State received an invitation to play in the 2020 CollegeInsider.com Postseason Tournament (CIT) and shattered the school record for single-season free throw percentage (.744) and three-point field goals made (268) in the process.

Robinson's best season occurred in 2016-17, when he guided the Braves to the SWAC Tournament championship game. He became the first Alcorn State representative to win SWAC Coach of the Year accolades since 2002 and was also crowned as the NABC All-District 23 Co-Coach of the Year. The Braves boasted an 11-game winning streak down the stretch, which was the fifth-longest streak in the nation and fourth-longest in school history. Robinson mentored HBCU All-Americans Marquis Vance and Reginal Johnson on their way to All-SWAC honors, marking the first time that Alcorn State garnered a pair of all-conference selections since 1998-99.

Robinson's impressive turnaround of the Braves program received national attention. He was a two-time finalist for the Ben Jobe National Coach of the Year Award (following the 2015-16 and 2016-17 seasons) and was also a finalist for the 2016 Joe B. Hall National Coach of the Year Award.

Before his first head coaching gig at Alcorn State, Robinson was an assistant coach at Bethune-Cookman University for four seasons (2011-15) under Gravelle Craig. During Robinson's time in Daytona Beach, Fla., Robinson helped the Wildcats advance to the Mid-Eastern Athletic Conference Tournament championship contest in 2012 and quarterfinal appearances on two other occasions. He worked closely with Bethune-Cookman's past players, including All-MEAC Tournament honoree Anthony Breeze.

Robinson was also a major factor in Kennesaw State University's transition from Division II to Division I. As an assistant for head coach Tony Ingle from 2005-11, Robinson aided the Owls in becoming one of the fastest-growing Division I men's basketball programs in the nation. Kennesaw State advanced to the Atlantic Sun Conference Tournament semifinals in their first season of reclassification and won more games than any other NCAA reclassifying institution during a four-year period, eventually ranking in the top-5 in the mid-major polls. As the lead recruiting liaison, Robinson coached one conference Freshman of the Year, five all-conference players and seven players who went on to play professionally.

Robinson began his coaching career at Truett-McConnell College in Cleveland, Ga., where he was associate head coach and recruiting coordinator for three seasons (2002-05) under head coach Allen Sharpe. Robinson was part of yet another impressive turnaround with the Bears, as the program improved from an eight-win season to 24 victories (with just three scholarship student-athletes) during Robinson's first year. Robinson was part of a TMC squad who set the single-season school record for wins while mentoring eight All-Greater Georgia Athletic Conference honorees and four players who played professionally following graduation.

A proud member of the National Association of Basketball Coaches, Robinson is married to the former Leah Hornbuckle. The couple has two children: a daughter, Tezlyn; and a son, Montez, Jr. After playing two seasons at Kemper Military Junior College in Boonville, Mo., Robinson finished out his playing career as co-captain of the men's basketball squad at North Georgia College and State University. He graduated in 2002 with a degree in criminal justice and later obtained his Master's degree in transformative leadership from Bethune-Cookman in 2014.





COACHING STAFF

DEANDRE

WALKER



ASSISTANT COACH • SEVENTH SEASON • AKRON, OHIO • FAIRMONT STATE, 2004

DeAndre Walker is in his seventh year on the Skyhawk staff and fifth as a full-time assistant coach in 2020-21. Walker was promoted to his current role after serving as the strength coach while also overseeing player development at UT Martin from 2014-16.

Since Walker's arrival at UT Martin, the Skyhawks have won 94 games (the most in any six-year span in the program's Division I history) and became the only Ohio Valley Conference team to win at least one postseason game in each of the 2014-15, 2015-16 and 2016-17 seasons. UT Martin has generated five postseason victories, won 20 games in each season for the first time in program history, won the first two OVC West division championships in school history and advanced to the first two OVC Tournament championship games in program history since Walker joined the program in 2014.

Last season, Walker mentored All-OVC and NABC All-District 18 honorees Quintin Dove and Parker Stewart. Dove was the only player in NCAA Division I to tally at least 20 points and seven rebounds per contest while shooting over 78 percent from the free throw line. Dove's 22.3 points per game in league play topped the OVC as he became the first UT Martin player to lead the conference in scoring since two-time All-American Lester Hudson in 2008-09. Meanwhile, Stewart was the lone NCAA Division I player to tally at least 19.0 points, 4.5 rebounds, 3.5 assists and 2.5 three-point field goals made per outing. Stewart was named OVC Newcomer of the Week five times, joining Hudson as the only players in UT Martin history to win that award at least five times.

In 2018-19, the Skyhawks returned to the OVC Championship tournament once again, chalking up a first-round victory over Eastern Illinois. UT Martin has won three OVC Tournament games since Walker joined the Skyhawk bench in 2014 after the program had won just three such games in the 22 previous seasons as a member of the league.

Walker oversaw the development of Dove and Craig Randall II in 2018-19, as the duo combined to win six OVC Newcomer of the Week accolades. Dove earned All-OVC second team status as UT Martin won six of nine games down the stretch to emerge as one of the league's hottest teams.

In 2016-17, the Skyhawks tied a school record with 22 victories, establishing new single-season program records for points, field goals, rebounds and assists. UT Martin was crowned as the outright OVC West division champion for the first time ever while tallying the most home wins (14) and nonconference victories (10) since the school joined the Division-I ranks in 1992.

Walker played a key role in the Skyhawks' second consecutive 20-plus win campaign in 2015-16, as UT Martin clinched a share of its first-ever OVC West division championship. The Skyhawks also made the first appearance in the OVC Tournament championship game in school history.

In 2014-15, Walker helped develop a UT Martin squad that finished just one win shy of the school record (21) and tallied the first three postseason victories in the program's Division-I history (since 1992). The Skyhawks advanced all the way to the Final Four of the 2015 CIT thanks in large part to 12 road victories, which led the nation.

Before joining the Skyhawks, Walker served as head coach at Columbus State Community College in Columbus, Ohio. He was the fifth head coach in the history of the program in 2013-14.

Before his head coaching appointment, Walker was an assistant coach at Ohio Dominican University in Columbus, Ohio.

After a standout prep career at Firestone High School, Walker began his collegiate playing career at Columbus State, where he played for two seasons (2000-02). He helped the Cougars to a 20-9 record and a 9-5 mark in the Ohio Community College Athletic Conference record during his freshman season.

Walker then transferred to Fairmont State University in Fairmont, W. Va. He guided the Falcons to a 37-21 record in his two seasons at the Division II school.

Walker played professionally from 2006-08. He began his career with the Columbus Cyclones of the International Basketball League, helping the team to a 20-3 record under head coach David Cecutti. He followed that with a stint with the Indiana Alleycats of the Continental Basketball Association, playing for head coach Carlos Knox. He also played with the Marysville Meteors of the International Basketball League (2007), Long Beach Summer Pro-Am League in Long Beach, Calif. (2007) and the Gary Steelheads of the International Basketball League (2008).

An Akron, Ohio native, Walker began his coaching career as a student assistant coach in 2004-05 at Fairmont State. He specialized in recruiting and player skill development. He also was tabbed as the president of Hidden Gems AAU Basketball program, with his best season coming in 2012 when the team posted a 33-19 overall record. He also served as an assistant coach with the King James AAU program.

Walker earned his Bachelor's degree in business management from Fairmont State in 2004. He earned his Master's degree in project management from Keller Graduate School of Management in 2016. He has one daughter, Arianna.



**ZACH****CARPENTER****ASSISTANT COACH • FOURTH SEASON • CLEVELAND, TENN. • LEE UNIVERSITY, 2006**

Zach Carpenter is in his fourth season as an assistant coach for the Skyhawks in 2020-21.

Last season, Carpenter oversaw the development of Quintin Dove and Parker Stewart - each of whom garnered All-Ohio Valley Conference and NABC All-District 18 accolades. Dove became the first Skyhawk to lead the OVC in scoring (22.3 points per game) in league play since two-time All-American Lester Hudson accomplished that feat in 2008-09. Dove was the only Division I player in the nation to average at least 20 points and seven rebounds per outing while shooting better than 78 percent from the charity stripe. Stewart brought home five OVC Newcomer of the Week awards in 2019-20, joining Hudson as the only players in school history to win that award at least five times. Stewart was the lone NCAA Division I player to average at least 19.0 points, 4.5 rebounds, 3.5 assists and 2.5 three-point field goals made per game.

The 2018-19 campaign saw UT Martin notch an OVC Championship tournament victory, as the Skyhawks knocked off Eastern Illinois in the opening round. UT Martin won six of nine games down the stretch thanks in large part to the duo of All-OVC second teamer Quintin Dove and Craig Randall II, who combined to win six OVC Newcomer of the Week honors.

During his first season, Carpenter helped oversee a UT Martin program that produced four different OVC weekly honorees - which were tied for the second-most in a single season in school history. Fatodd Lewis (Player of the Week on Dec. 11), Delfinco Bogan (Newcomer of the Week on Feb. 12), Parrish Hewitt (Freshman of the Week on Dec. 11) and Dominique Williams (Nov. 13) each earned weekly recognition by the OVC in 2017-18.

Carpenter came to UT Martin from Indian Hills Community College in Ottumwa, Iowa, where he had worked for head coach Hank Plona. Carpenter developed over a decade's worth of coaching experience to while helping build and continue rich hardwood traditions at John A. Logan College, Wabash Valley College and Louisburg College since 2008.

During his time at John A. Logan, Carpenter served as an assistant under head coach Kyle Smithpeters - helping the Volunteers to 132-60 record over six seasons. Carpenter helped John A. Logan post four consecutive 20-plus win seasons, including a 2016-17 campaign where the Volunteers swept the Great Rivers Athletic Conference and Region 24 regular season championships. Carpenter was also an integral part of a John A. Logan program that advanced to the NJCAA Division-I national tournament after going 27-7 in 2014-15.

In 2011-12, Carpenter served as interim head coach at John A. Logan for six weeks, coinciding with the retirement of previous head coach Mark Imhoff. He helped lead the Volunteers to a 16-12 record in his debut season at the junior college program located in Carterville, Ill.

Carpenter spent a pair of seasons working for legendary Hall of Fame head coach Dan Sparks at Wabash Valley, which is located in Mount Carmel, Ill. In Carpenter's two seasons as an assistant, the Warriors combined for a 58-11 record (including a 26-6 slate in league play). Wabash Valley captured the GRAC regular season title in 2010-11 and went on to play in the NJCAA Division-I national tournament as Carpenter helped mentor a dozen student-athletes who furthered their careers at four-year institutions.

Prior to his stint at WVC, Carpenter was an assistant coach for the 2008-09 season at Louisburg College in Louisburg, NC. He helped the Hurricanes go 21-8 and helped pave the way for a Hurricane program that advanced to the NJCAA Division-II national championship game this past spring.

Carpenter's first job in collegiate athletics was as a director of basketball operations at Tennessee Tech University. He spent two years (2006-08) filling that role for head coach Mike Sutton as the Golden Eagles went 19-13 overall with a 13-7 OVC record in 2006-07, including an eight-game winning streak in league play.

Following a stellar prep career at Bradley Central High School, Carpenter was a standout performer for head coach Lennie Acuff at the University of Alabama at Huntsville. A three-time All-Gulf South Conference honoree, Carpenter still ranks fifth in Charger history in all-time points (1,548) and career rebounds (607) while leading UAH to 70 victories in four seasons. He helped the Chargers claim the GSC championship and make an NCAA Tournament appearance in 2002-03 and generated team-highs of 19.7 points and 6.3 rebounds as a senior - garnering 2003-04 GSC Player of the Year accolades.

Carpenter followed that by playing one year of professional basketball in Denmark before starting his collegiate basketball administration career at Tennessee Tech.

A Cleveland, Tenn. native, Carpenter graduated from Lee University in 2006 with a bachelor's degree in computer information systems. He earned his Master's degree in instructional leadership from Tennessee Tech in 2008.





JACKSON

HAYZLETT



DIRECTOR OF OPERATIONS • SECOND SEASON • WAPAKONETA, OHIO • BOWLING GREEN STATE, 2014

Jackson Hayzlett is in his second season on the University of Tennessee at Martin staff in 2020-21. He takes over director of basketball operation duties after serving as video coordinator and director of analytics last season.

Hayzlett's new role includes overseeing day-to-day operations of the Skyhawk men's basketball program, managing all team travel and serving as the program's liaison with opposing teams.

Last season, Hayzlett coordinated film exchange while deriving statistical data from all aspects of on-court performance. He was a part of the Skyhawk program that produced a pair of All-Ohio Valley Conference honorees and eight OVC player of the week mentions.

Hayzlett joined the Skyhawks from North Carolina State University, where he was a volunteer statistical analyst consultant for the Wolfpack men's basketball program for two seasons. He created data visualizations for analyzing player shooting and scouting Atlantic Coast Conference teams while also analyzing team substitution patterns by optimizing player and lineup efficiencies. He created an end-of-the-year binder showcasing all advanced analytics regarding player development and team improvement.

A Wapakoneta, Ohio native, Hayzlett has also worked as a remote video analyst for the Phoenix Suns since April. He contributed in player analysis for the drafting process by tagging video and reporting.

Hayzlett was a student manager for the Bowling Green State University men's basketball program and also served as an assistant varsity basketball coach at Sidney High School in Ohio. He has spent the last four years as a mathematics teacher at Millbrook High School in Raleigh, NC, also working as a statistical analyst consultant for the school's boy's basketball team.

Hayzlett earned his bachelor's degree in mathematics education from Bowling Green State in 2014 and later received his Masters of Statistics degree from North Carolina State in 2019. He is married to his wife, Kendall Hayzlett and the couple is expecting their first child in November.

ROSS

FLEMING



VIDEO COORDINATOR • FIRST SEASON • NASHVILLE, TENN. • HOWARD, 2020

Ross Fleming is in his first season as UT Martin's video coordinator for the men's basketball program in 2020-21.

Hailing from Nashville, Tenn., Fleming joins the Skyhawks out of Howard University in Washington, DC – where he was a head manager for the Bison men's basketball program. At Howard, he was a part of the 2018-19 squad who made its first postseason appearance since 1992 when it competed in the College Basketball Invitational (CBI) event.

Fleming assisted in the player development for several All-Mid-Eastern Athletic Conference selections, including an Associated Press Honorable Mention All-American and a pair of MEAC Players of the Year. He worked on film breakdown and accurately maintained statistical analysis for individual players and the team during his Howard tenure.

Fleming earned his collegiate degree in human performance – sports medicine from Howard in 2020.



DEONTE

JOHNSON



PLAYER DEVELOPMENT (BACKCOURT) • FIRST SEASON • KANSAS CITY, MO. • UT MARTIN, 2018

Deonte Johnson is in his first season as a player development coach for the Skyhawk backcourt in 2020-21.

Johnson is familiar with the UT Martin men's basketball program as he served as manager from January 2015 through December 2018. That includes the role of head manager for parts of four seasons under Stewart as Johnson was part of Skyhawk teams who made three postseason appearances and won a pair of Ohio Valley Conference divisional championships.

In his previous role as head manager, Johnson orchestrated individual skill workouts and created highlight videos for players and coaches from those sessions. The Kansas City, Mo. native was instrumental in the player development of UT Martin's three All-OVC first teamers, five All-OVC second team honorees and four All-OVC Newcomers since 2015.

Johnson graduated from UT Martin with a degree in interdisciplinary studies in 2018.

DILLION

SNEED



PLAYER DEVELOPMENT (FRONTCOURT) • FIRST SEASON • CHICAGO, ILL. • ETSU, 2006

Dillion Sneed is in his first season with the UT Martin men's basketball program, serving as a player development coach for frontcourt players in 2020-21.

Sneed played 11 seasons of professional basketball overseas following a standout collegiate career. He spent his first two seasons at Colby Community College, where the team set a school record for single-season victories as well as the highest national ranking (No. 2) in school history. He wrapped up his playing career at ETSU, where he led the Southern Conference in rebounding as a junior in 2004-05. He still ranks in the top-10 in Bucs history in field goal percentage (.598) and rebounds per game (8.3).

The Chicago, Ill. native parlayed that into a professional career that included three All-Star appearances and multiple championship stints all over the world, playing in France, Netherlands, Dominican Republic, Italy, South Korea, Uruguay, Argentina, Qatar, Japan, Israel, Taiwan and Portugal.

Sneed began his coaching career at Southwest Baptist University in Bolivar, Mo., where he spent two seasons (2017-19) as an assistant under head coach Clark Sheehy. He spent the 2019-20 season working with the Houston Rockets in marketing and basketball operations, assisting former player development coach Irv Rowland with individual skill workouts.

Sneed graduated with a degree in communications from ETSU in 2006 and obtained his Master's degree in athletic activity administration from Southwest Baptist in 2019.

SECTION III



2020-21 OUTLOOK



After an offseason that presented many unforeseen challenges along the way, the opportunity for the University of Tennessee at Martin men's basketball program to return to its familiar setting of the hardwood is near.

The COVID-19 pandemic resulted in a plethora of virtual recruiting as the Skyhawk coaching staff worked hard to compile a roster for the 2020-21 season. Limitations followed once the student-athletes returned to campus in August before the NCAA approved to push the season back to a Nov. 25 start date, intending to create a more controlled and less populated campus environment.

UT Martin officially opened its practice schedule on Oct. 20 as a sense of normalcy started to return to the program. However, nearly one month into its season preparation the Skyhawk community was stunned by the unexpected passing of Anthony

Stewart, who was entering his fifth season as head coach.

Montez Robinson, who was tabbed as UT Martin's interim head coach on Nov. 17, plus returning assistant coaches DeAndre Walker and Zach Carpenter have helped steer the program through this unfortunate transitional period.

"It's been tough on the players and staff," said Robinson, who was hired as a Skyhawk assistant in September after spending the last five seasons as head coach at Alcorn State University. "Coach Stewart was a really good coach but he was a better man and a better friend to all of us – he touched a lot of people's lives. Coach Stewart is going to be with us throughout this process – our players want to get back out on the court and play for him."

With dozens of cancellations and postponements happening daily around the college basketball world, the feeling of uncertainty has ultimately seeped into the scheduling phase. UT Martin will tentatively host the Evansville Purple Aces in the season opener on Dec. 2, as the two squads will meet for the first time since the 2015 CollegeInsider.com Postseason Tournament semifinals.

Only one other nonconference outing has been finalized as the Skyhawks will travel to Ole Miss on Dec. 22. It will be the first matchup between the two squads since Nov. 11, 2016 when UT Martin nearly upset the Rebels before falling by a slim 86-83 margin.

The Skyhawk coaching staff has been working the phones to add more games as the NCAA reduced its maximum number of regular season games to 25 if such team is not participating in a multiple-team event.

"Scheduling is always a challenge but during this pandemic, it's

been even harder due to all of the restrictions," Robinson said. "In an effort to minimize unnecessary contact with masses of crowds, we've focused on scheduling games that are more regional."

Once the 2020-21 UT Martin squad officially takes the court, one will notice a roster full of talent. Leading the way is Preseason All-Ohio Valley Conference honoree **Parker Stewart**, who was the only player in NCAA Division I to post at least 19.0 points, 4.5 rebounds, 3.5 assists and 2.5 three-point field goals made per game last season. The redshirt junior, who returns to the Skyhawks after testing the NBA Draft waters over the summer, piled up a dozen games of at least 20 points and went off for over 30 points four times in 2019-20.

Robinson has been impressed by Stewart's work ethic and focus throughout the duration of the preseason.

"Staying healthy, staying locked-in and being able to get easier shots are the keys for Parker's improvement this season," Robinson said. "With the work that he's put in to improve defensively, that is certainly going to help our team, as well as himself."

In addition to Stewart, UT Martin's returnees include **Eman Sertovic**, **Hannes Polla**, **Eric Rustin** and **Ajani Kennedy**. Sertovic started 10 games as a true freshman last season, leading the team with a .929 free throw percentage while scoring in double figures four times in league play. The only senior on the roster, the 6-11, 270-pound Polla made seven starts a year ago while connecting on 52.3 percent of his field goal tries. Rustin logged five starts in 2019-20 as the 7-1 center ranked sixth in the OVC with 1.2 blocked shots per outing. The Skyhawk frontcourt is also set to get a boost from Kennedy,





HANNES POLLA

a sharpshooting 6-9, 225-pound southpaw who redshirted last season after playing 44 career games at UC Riverside.

Robinson's projected strength of the squad is at the wing position, which will feature a pair of top-70 ranked junior college products from the Sunshine State. **Cameron Holden** led the entire state of Florida in scoring last season with 23.4 points per game in conference play at Gulf Coast State College. **Jaron Williams** averaged 11.3 points per outing for a College of Central Florida program who won its conference championship in 2019-20.

A trio of backcourt transfers enter the season with high expectations in **Eden Holt**, **Vinnie Viana** and **Jonte Coleman**. The speedy Holt led his conference in assist-to-turnover ratio (2.8) while supplying 18.8 points per game and 93 trifectas on a .431 three-point field goal percentage as a true freshman at Williston State College. Viana was one of the most lethal

scorers in the junior college ranks in 2019-20 at Albany Technical College, pouring in a league-best 23.2 points per contest while knocking down 167 free throws during his sophomore campaign. Coleman shot 44.9 percent from three-point range, draining 111 three-pointers – a Kankakee Community College single-season record – to rank fifth in the country as a sophomore.

La-Quiem Walker became UT Martin's eighth and final junior college signee during the offseason as the 6-9, 240-pounder was a frontcourt monster at Kaskaskia College. He hauled in a dozen double-doubles on his way to All-Region accolades after averaging 15.0 points, 9.3 rebounds and 1.4 blocks per outing last season.

Pacing the highly acclaimed Skyhawk freshman signing class is center **K'suan Casey** and guard **Anthony Thomas**. Casey was ranked by ESPN as the fourth-best Class of 2020 prospect in the state of Kentucky and the 46th ranked center in the nation after tallying 1,897 points and 1,213 over a remarkable career at Madisonville-North Hopkins High School. Bringing good length (6-7) to the guard position is Thomas, who was listed as the 50th best player at his position in the Class of 2020 by 247Sports.com on his way to all-state honors at Olympus Preparatory Academy in New Jersey.

Six walk-ons grace UT Martin's roster in 2020-21 as junior guard **Kenton Eskridge** boasts previous Division I experience after playing his freshman campaign at Southern Utah. He helped Ranger College tally a 28-3 record and earn an at-large berth into the NJCAA Tournament last season. **Malik Mooving** is a junior guard who averaged 11.3 points at New Mexico Junior College in 2018-19 after

registering all-league honors thanks in large part to a 19.3-points-per-game scoring average at Central Community College as a freshman. Junior forward **Jeremiah Harris** averaged 12.1 points and 4.3 rebounds per contest last season at Gadsden State Community College, scoring at least 20 points on six different occasions. **Trey Fort**, a freshman guard, prepped at DME Sports Academy after reaching the Mississippi state championship game in back-to-back seasons at Florence High School and Madison-Ridgeland Academy. Junior swingman **Zavon Godwin** (8.3 points, 4.9 rebounds per game at Schoolcraft College in 2019-20) and sophomore guard **Dante Gonzales** (4.9 points, 2.5 assists per contest last season at Mesa Community College) were added to the roster shortly before the start of official practice.

An increased number of student-athletes on the Skyhawk roster has led to a spirited environment each day in practice, intensifying each rep and drill.

"I think it has made practice very competitive and it has heightened the guys' focus at every position because they know there is somebody, who is working just as hard, waiting to take their spot," Robinson said.

The end result has brought forth a promising evaluation from Robinson, who was the 2017 Southwestern Athletic Conference Coach of the Year and has been a three-time finalist for a pair of National Coach of the Year Awards.

"We have a lot of versatility and depth at every position," Robinson said. "Our identity is going to be toughness and the ability to have flexibility. We will give 110-percent on and off the court in Coach Stewart's memory and make the UT Martin community proud of this program."



SCHEDULE / OPPONENTS

2020-21 SCHEDULE



DEC. 2	EVANSVILLE	MARTIN, TENN.	7 P.M.
DEC. 12	SOUTHEAST MISSOURI*	MARTIN, TENN.	4 P.M.
DEC. 18	SOUTHEAST MISSOURI*	CAPE GIRARDEAU, MO.	6:30 P.M.
DEC. 22	OLE MISS	OXFORD, MISS.	TBA
DEC. 30	JACKSONVILLE STATE*	JACKSONVILLE, ALA.	7:30 P.M.
JAN. 2	BELMONT*	MARTIN, TENN.	4 P.M.
JAN. 7	TENNESSEE STATE*	NASHVILLE, TENN.	8 P.M.
JAN. 9	BELMONT*	NASHVILLE, TENN.	4 P.M.
JAN. 14	AUSTIN PEAY*	MARTIN, TENN.	8 P.M.
JAN. 16	MURRAY STATE*	MARTIN, TENN.	4 P.M.
JAN. 21	EASTERN KENTUCKY*	RICHMOND, KY.	7 P.M.
JAN. 23	MOREHEAD STATE*	MOREHEAD, KY.	3 P.M.
JAN. 28	EASTERN ILLINOIS*	MARTIN, TENN.	8 P.M.
JAN. 30	SIUE*	MARTIN, TENN.	4 P.M.
FEB. 4	JACKSONVILLE STATE*	MARTIN, TENN.	8 P.M.
FEB. 6	TENNESSEE TECH*	MARTIN, TENN.	4 P.M.
FEB. 11	AUSTIN PEAY*	CLARKSVILLE, TENN.	7:30 P.M.
FEB. 13	MURRAY STATE*	MURRAY, KY.	7:30 P.M.
FEB. 18	MOREHEAD STATE*	MARTIN, TENN.	8 P.M.
FEB. 20	EASTERN KENTUCKY*	MARTIN, TENN.	4 P.M.
FEB. 25	SIUE*	EDWARDSVILLE, ILL.	5 P.M.
FEB. 27	EASTERN ILLINOIS*	CHARLESTON, ILL.	4 P.M.
MAR 3-6	OVC TOURNAMENT	EVANSVILLE, IND.	TBA

* OHIO VALLEY CONFERENCE GAME

HOME GAME

AWAY GAME

NEUTRAL SITE

EVANSVILLE



Location..... Evansville, Ind.
 Nickname..... Purple Aces
 Conference..... Missouri Valley
 Home Arena Ford Center (8,930)
 Head Coach Todd Lickliter
 Alma Mater..... Butler, 1979
 HC Career Record 218-168 (13 yrs.)
 HC Record At School..... 0-13 (1 yr.)
 Assistant Coach Logan Baumann
 Assistant Coach Thomas Jackson
 Assistant Coach Brandon Crone
 2019-20 Record 9-23
 Conference Record (Finish)..... 0-18 (10th)
 All-Time Series..... UE leads 11-1
 Last Meeting..... March 31, 2015
 Game Result..... @UE 79, UTM 66
 Streak..... UE W3
 First Meeting..... Jan. 26, 1994
 UTM vs. UE in Evansville 1-7
 UTM vs. UE in Martin..... 0-4

SOUTHEAST MISSOURI



Location..... Cape Girardeau, Mo.
 Nickname..... Redhawks
 Conference..... Ohio Valley
 Home Arena Show Me Center (7,000)
 Head Coach Brad Korn
 Alma Mater..... Southern Illinois, 2004
 HC Career Record 0-0 (1st yr.)
 HC Record At School..... Same
 Assistant Coach Keith Pickens
 Assistant Coach Dustin Yoder
 Assistant Coach Sam McMahon
 2019-20 Record 7-24
 Conference Record (Finish)..... 3-15 (12th)
 All-Time Series..... SEMO leads 51-33
 Last Meeting..... Feb. 29, 2020
 Game Result..... @UTM 87, SEMO 78
 Streak..... UTM W1
 First Meeting..... Dec. 14, 1962
 UTM vs. SEMO in Cape Girardeau..... 7-36
 UTM vs. SEMO in Martin..... 26-14



OLE MISS



Location.....Oxford, Miss.
 Nickname..... Rebels
 Conference.....Southeastern
 Home Arena The Pavilion at Ole Miss (9,500)
 Head Coach Kermit Davis
 Alma Mater..... Mississippi State, 1982
 HC Career Record 504-293 (25 yrs.)
 HC Record At School..... 35-30 (2 yrs.)
 Assistant Coach Win Case
 Assistant Coach Ronnie Hamilton
 Assistant Coach Levi Watkins
 2019-20 Record 15-17
 Conference Record (Finish)..... 6-12 (12th)
 All-Time Series..... OM leads 3-0
 Last Meeting..... Nov. 11, 2016
 Game Result..... @OM 86, UTM 83
 Streak..... OM W3
 First Meeting..... Dec. 16, 2001
 UTM vs. OM in Oxford..... 0-3
 UTM vs. OM in Martin..... 0-0

JACKSONVILLE STATE



Location..... Jacksonville, Ala.
 Nickname..... Gamecocks
 Conference..... Ohio Valley
 Home Arena Pete Mathews Coliseum (3,500)
 Head Coach Ray Harper
 Alma Mater..... Kentucky Wesleyan, 1985
 HC Career Record 511-183 (21 yrs.)
 HC Record At School 80-56 (4 yrs.)
 Assistant Coach Tommy Wade
 Assistant Coach Jake Morton
 Assistant Coach Tysor Anderson
 2019-20 Record 13-19
 Conference Record (Finish)..... 8-10 (7th)
 All-Time Series..... JSU leads 44-24
 Last Meeting..... Feb. 22, 2020
 Game Result..... @JSU 72, UTM 58
 Streak..... JSU W3
 First Meeting..... Jan. 15, 1972
 UTM vs. JSU in Jacksonville 8-25
 UTM vs. JSU in Martin 16-17

BELMONT



Location..... Nashville, Tenn.
 Nickname..... Bruins
 Conference..... Ohio Valley
 Home Arena Curb Event Center (5,000)
 Head Coach Casey Alexander
 Alma Mater..... Belmont, 1995
 HC Career Record 163-127 (9 yrs.)
 HC Record At School 26-7 (1 yr.)
 Assistant Coach Brian Ayers
 Assistant Coach Sean Rutigliano
 Assistant Coach Tyler Holloway
 2019-20 Record 26-7
 Conference Record (Finish)..... 15-3 (1st)
 All-Time Series..... Series tied 20-20
 Last Meeting..... Jan. 11, 2020
 Game Result..... BU 85, @UTM 78
 Streak..... BU W9
 First Meeting..... Jan. 14, 1954
 UTM vs. BU in Nashville 5-12
 UTM vs. BU in Martin..... 12-7

TENNESSEE STATE



Location..... Nashville, Tenn.
 Nickname..... Tigers
 Conference..... Ohio Valley
 Home Arena Gentry Center (9,100)
 Head Coach Brian "Penny" Collins
 Alma Mater..... Belmont, 2006
 HC Career Record 27-36 (2 yrs.)
 HC Record At School Same
 Assistant Coach Ben Walker
 Assistant Coach Jerry Nichols
 Assistant Coach Russ Willemsen
 2019-20 Record 18-15
 Conference Record (Finish)..... 9-9 (5th)
 All-Time Series..... TSU leads 34-28
 Last Meeting..... Jan. 9, 2020
 Game Result..... @UTM 87, TSU 74
 Streak..... UTM W2
 First Meeting..... Dec. 5, 1966
 UTM vs. TSU in Nashville 10-22
 UTM vs. TSU in Martin 17-12

AUSTIN PEAY



Location..... Clarksville, Tenn.
 Nickname..... Governors
 Conference..... Ohio Valley
 Home Arena Winfield Dunn Center (7,257)
 Head Coach Matt Figger
 Alma Mater..... Eastern Kentucky, 1995
 HC Career Record 62-38 (3 yrs.)
 HC Record At School Same
 Assistant Coach Rod Clark
 Assistant Coach Darryl Dora
 Assistant Coach Nikita Johnson
 2019-20 Record 21-12
 Conference Record (Finish)..... 14-4 (3rd)
 All-Time Series..... APSU leads 64-24
 Last Meeting..... Jan. 18, 2020
 Game Result..... APSU 92, @UTM 81
 Streak..... APSU W6
 First Meeting..... 1959-60
 UTM vs. APSU in Clarksville 8-36
 UTM vs. APSU in Martin 15-25

MURRAY STATE



Location..... Murray, Ky.
 Nickname..... Racers
 Conference..... Ohio Valley
 Home Arena CFSB Center (8,600)
 Head Coach Matt McMahon
 Alma Mater..... Appalachian State, 2000
 HC Career Record 110-51 (5 yrs.)
 HC Record At School Same
 Assistant Coach Shane Nichols
 Assistant Coach Tim Kaine
 Assistant Coach Casey Long
 2019-20 Record 23-9
 Conference Record (Finish)..... 15-3 (1st)
 All-Time Series..... MSU leads 54-7
 Last Meeting..... Jan. 16, 2020
 Game Result..... MSU 84, @UTM 62
 Streak..... MSU W6
 First Meeting..... 1956-57
 UTM vs. MSU in Murray 1-29
 UTM vs. MSU in Martin..... 5-24



EASTERN KENTUCKY



Location..... Richmond, Ky.
 Nickname..... Colonels
 Conference..... Ohio Valley
 Home Arena Paul S. McBrayer Arena (6,500)
 Head Coach AW Hamilton
 Alma Mater..... Marshall, 2005
 HC Career Record 29-35 (2 yrs.)
 HC Record At School..... Same
 Assistant Coach Steve Lepore
 Assistant Coach Mike Allen
 Assistant Coach Patrick Blake
 2019-20 Record 16-17
 Conference Record (Finish)..... 12-6 (4th)
 All-Time Series..... EKU leads 30-20
 Last Meeting..... Jan. 30, 2020
 Game Result..... @EKU 99, UTM 86
 Streak..... EKU W2
 First Meeting..... Feb. 1, 1992
 UTM vs. EKU in Richmond 7-20
 UTM vs. EKU in Martin..... 13-10

MOREHEAD STATE



Location..... Morehead, Ky.
 Nickname..... Eagles
 Conference..... Ohio Valley
 Home Arena Ellis T. Johnson Arena (6,500)
 Head Coach Preston Spradlin
 Alma Mater..... Alice Lloyd, 2009
 HC Career Record 46-69 (4 yrs.)
 HC Record At School..... Same
 Assistant Coach Scott Combs
 Assistant Coach Jonathan Mattox
 Assistant Coach Dominic Lombardi
 2019-20 Record 13-19
 Conference Record (Finish)..... 7-11 (8th)
 All-Time Series..... MSU leads 38-16
 Last Meeting..... Feb. 1, 2020
 Game Result..... @MSU 85, UTM 77
 Streak..... MSU W4
 First Meeting..... Dec. 16, 1991
 UTM vs. MSU in Morehead..... 4-22
 UTM vs. MSU in Martin..... 11-12

EASTERN ILLINOIS



Location..... Charleston, Ill.
 Nickname..... Panthers
 Conference..... Ohio Valley
 Home Arena Lantz Arena (5,400)
 Head Coach Jay Spoonhour
 Alma Mater..... Pittsburg State, 1994
 HC Career Record 216-171 (13 yrs.)
 HC Record At School 110-139 (8 yrs.)
 Assistant Coach Justin Brown
 Assistant Coach Matt Bringman
 Assistant Coach Mark Bernsen
 2019-20 Record 17-15
 Conference Record (Finish)..... 9-9 (5th)
 All-Time Series..... EIU leads 27-24
 Last Meeting..... Feb. 15, 2020
 Game Result..... @UTM 80, EIU 79 (OT)
 Streak..... UTM W1
 First Meeting..... Dec. 3, 1994
 UTM vs. EIU in Charleston..... 7-18
 UTM vs. EIU in Martin 16-9

SIUE



Location..... Edwardsville, Ill.
 Nickname..... Cougars
 Conference..... Ohio Valley
 Home Arena Sam M. Vadalabene Center (4,000)
 Head Coach Brian Barone
 Alma Mater..... Marquette, 2000
 HC Career Record 8-23 (1 yr.)
 HC Record At School..... Same
 Assistant Coach Charles Wells
 Assistant Coach Troy Pierce
 Assistant Coach Mike Waldo
 2019-20 Record 8-23
 Conference Record (Finish)..... 5-13 (10th)
 All-Time Series..... UTM leads 14-9
 Last Meeting..... Feb. 27, 2020
 Game Result..... SIUE 90, @UTM 75
 Streak..... SIUE W1
 First Meeting..... Dec. 18, 1970
 UTM vs. SIUE in Edwardsville 7-4
 UTM vs. SIUE in Martin..... 7-5

TENNESSEE TECH



Location..... Cookeville, Tenn.
 Nickname..... Golden Eagles
 Conference..... Ohio Valley
 Home Arena Hooper Eblen Center (7,500)
 Head Coach John Pelphrey
 Alma Mater..... Kentucky, 1992
 HC Career Record 158-148 (10 yrs.)
 HC Record At School..... 9-22 (1 yr.)
 Assistant Coach Andre Bell
 Assistant Coach Alex Fain
 Assistant Coach Marcus King
 2019-20 Record 9-22
 Conference Record (Finish)..... 6-12 (9th)
 All-Time Series..... TTU leads 38-15
 Last Meeting..... Feb. 20, 2020
 Game Result..... @TTU 78, UTM 65
 Streak..... TTU W1
 First Meeting..... Dec. 14, 1968
 UTM vs. TTU in Cookeville..... 6-22
 UTM vs. TTU in Martin..... 9-15



OVC TOURNAMENT HISTORY

OVC TOURNAMENT

March 3-6

Evansville, Ind.

UTM All-time: 6-13

Appearances: 13

Last Appearance: 2019

OVC Location Brentwood, Tenn.

Founded 1948

Tournament Location Ford Center (10,000)

Commissioner Beth DeBauche

MBB SID Kyle Schwartz

SID Phone (615) 690-6685

SID Email kschwartz@ovc.org

Web Site www.OVCSports.com



2020-21 SKYHAWK MEN'S BASKETBALL

SKYHAWKS ALL-TIME IN THE OVC TOURNAMENT

Date	Seed	Round	Opponent	Location	Result	Coach
Feb. 29, 2000	7	Quarters	No. 2 Southeast Missouri	Cape Girardeau, Mo.	L, 76-74	Bret Campbell
Feb. 27, 2001	8	Quarters	No. 1 Tennessee Tech	Cookeville, Tenn.	L, 69-58	Bret Campbell
Feb. 26, 2002	5	Quarters	No. 4 Austin Peay	Clarksville, Tenn.	L, 72-69	Bret Campbell
March 4, 2003	6	Quarters	No. 3 Tennessee Tech	Cookeville, Tenn.	L, 76-62	Bret Campbell
Feb. 28, 2006	8	Quarters	No. 1 Murray State	Murray, Ky.	L, 65-52	Bret Campbell
March 4, 2008	4	Quarters	No. 5 Samford	Martin, Tenn.	W, 101-94 (3OT)	Bret Campbell
March 7, 2008	4	Semis	No. 1 Austin Peay	Nashville, Tenn.	L, 78-77	Bret Campbell
March 3, 2009	1	Quarters	No. 8 Tennessee Tech	Martin, Tenn.	W, 93-75	Bret Campbell
March 6, 2009	1	Semis	No. 4 Morehead State	Nashville, Tenn.	L, 63-55	Bret Campbell
March 2, 2011	8	First	No. 5 Tennessee State	Nashville, Tenn.	W, 68-64	Jason James
March 3, 2011	8	Quarters	No. 4 Tennessee Tech	Nashville, Tenn.	L, 83-59	Jason James
March 6, 2013	8	First	No. 5 Morehead State	Nashville, Tenn.	L, 73-66	Jason James
March 5, 2015	4	Quarters	No. 5 Morehead State	Nashville, Tenn.	L, 76-65	Heath Schroyer
March 4, 2016	2	Semis	No. 3 Morehead State	Nashville, Tenn.	W, 83-70	Heath Schroyer
March 5, 2016	2	Champ	No. 8 Austin Peay	Nashville, Tenn.	L, 83-73	Heath Schroyer
March 3, 2017	2	Semis	No. 7 Murray State	Nashville, Tenn.	W, 73-67	Anthony Stewart
March 4, 2017	2	Champ	No. 4 Jacksonville State	Nashville, Tenn.	L, 66-55	Anthony Stewart
March 6, 2019	7	First	No. 6 Eastern Illinois	Evansville, Ind.	W, 78-71	Anthony Stewart
March 7, 2019	7	Quarters	No. 3 Jacksonville State	Evansville, Ind.	L, 88-81	Anthony Stewart

As No. 1 Seed: 1-1

As No. 2 Seed: 2-2

As No. 3 Seed: 0-0

As No. 4 Seed: 1-2

As No. 5 Seed: 0-1

As No. 6 Seed: 0-1

As No. 7 Seed: 1-2

As No. 8 Seed: 1-4

vs. APSU: 0-3

vs. EIU: 1-0

vs. JSU: 0-2

vs. MOR: 1-3

vs. MUR: 1-1

vs. SAM: 1-0

vs. SEMO: 0-1

vs. TSU: 1-0

vs. TTU: 1-3

On Neutral Floor: 4-8

In Quarterfinals Round: 2-8

As Favored Seed: 4-4

As Underdog Seed: 2-9

Most Points: Lester Hudson (42 vs. TTU, 2009)

Most Rebounds: Jared Newson (12 vs. MUR, 2006)

Most Assists: Delrico Lane (9 vs. TTU, 2009)



OVC COMPOSITE SCHEDULE

Wednesday, Nov. 25

Austin Peay vs. Omaha, 1 p.m. (Fort Myers, Fla.)
 Eastern Kentucky vs. North Florida, 3:30 p.m. (Raleigh, NC)
 Morehead State at Kentucky, 5 p.m.
 SIUE at Saint Louis, 6 p.m.
 Jacksonville State at Alabama, 7 p.m.
 Tennessee Tech at Indiana, 7 p.m.
 Eastern Illinois at Wisconsin, 9 p.m.

Thursday, Nov. 26

Austin Peay vs. ETSU, 1 p.m. (Fort Myers, Fla.)
 Belmont at Howard, 4 p.m.
 SIUE vs. LSU, 6 p.m. (St. Louis, Mo.)

Friday, Nov. 27

Jacksonville State vs. Florida Atlantic, 12 p.m. (Mobile, Ala.)
 Austin Peay vs. Abilene Christian, 1 p.m. (Fort Myers, Fla.)
 Belmont vs. George Mason, 1 p.m. (Washington, DC)
 Eastern Kentucky vs. Charleston Southern, 1 p.m. (Raleigh, NC)
 Southeast Missouri vs. Northern Colorado, 4 p.m. (Kansas City, Mo.)
 Morehead State vs. Richmond, 5 p.m. (Lexington, Ky.)
 Eastern Illinois at Marquette, 6 p.m.
 Kentucky Wesleyan at Murray State, 7 p.m.

Saturday, Nov. 28

Belmont vs. Northeastern, 11 a.m. (Washington, DC)
 Kentucky Wesleyan at Murray State, 7 p.m.
 SIUE vs. Health Sciences & Pharmacy, 7:30 p.m. (St. Louis, Mo.)
 Southeast Missouri vs. TBD, TBD (Kansas City, Mo.)

Sunday, Nov. 29

Jacksonville State at South Alabama, 4 p.m.
 Eastern Illinois at Butler, 5:30 p.m.

Monday, Nov. 30

Jacksonville State vs. Mobile, 2 p.m. (Mobile, Ala.)
 Eastern Kentucky at Xavier, 6 p.m.
 Chattanooga at Tennessee Tech, 6 p.m.

Wednesday, Dec. 2

Morehead State at Ohio State, 4 p.m.
 Eastern Kentucky at USC Upstate, 4:30 p.m.
 SIUE at Northern Illinois, 6 p.m.
 Tennessee Tech at Xavier, 6 p.m.
 Southern Illinois at Southeast Missouri, 6:30 p.m.
 Murray State at Middle Tennessee, 6:30 p.m.
 Evansville at UT Martin, 7 p.m.
 *Belmont at Tennessee State, 8 p.m.

Thursday, Dec. 3

Chicago State at Eastern Illinois, 5 p.m.
 Tennessee Tech at Northern Kentucky, 5 p.m.

Friday, Dec. 4

Jacksonville State at FIU, 6 p.m.

Saturday, Dec. 5

Transylvania at Austin Peay, 1 p.m.
 Omaha at SIUE, 2 p.m.
 Eastern Illinois at Green Bay, 2 p.m.
 Samford at Belmont, 4 p.m.

Sunday, Dec. 6

Jacksonville State at FIU, 1 p.m.
 Tennessee Tech at Western Carolina, TBA

Monday, Dec. 7

*Morehead State at Eastern Kentucky, 6 p.m.
 Lipscomb at Southeast Missouri, 6:30 p.m.

Tuesday, Dec. 8

*Tennessee State at Belmont, 6:30 p.m.
 *Austin Peay at Murray State, 7:30 p.m.

Wednesday, Dec. 9

Transylvania at Morehead State, 5 p.m.
 SIUE at Valparaiso, 6 p.m.
 Southeast Missouri at Lipscomb, 7 p.m.
 Eastern Illinois at Evansville, TBA

Thursday, Dec. 10

Transylvania at Morehead State, 5 p.m.
 Boyce College at Eastern Kentucky, 6 p.m.

Friday, Dec. 11

Murray State at Southern Illinois, TBA

Saturday, Dec. 12

*Southeast Missouri at UT Martin, 4 p.m.
 Western Illinois at Eastern Illinois, 4 p.m.
 Belmont at Lipscomb, 7 p.m.

Sunday, Dec. 13

*Jacksonville State at Tennessee Tech, 4 p.m.
 SIUE at Northwestern, TBA

Monday, Dec. 14

*Eastern Kentucky at Morehead State, 5 p.m.

Tuesday, Dec. 15

*Southeast Missouri at Evansville, 2 p.m.
 McKendree at Austin Peay, 3 p.m.
 Prairie View at Murray State, 7 p.m.

Wednesday, Dec. 16

Kennesaw State at Belmont, 6:30 p.m.
 *Tennessee Tech at Jacksonville State, 7:30 p.m.

Thursday, Dec. 17

CU Harrodsburg at Eastern Kentucky, 6 p.m.

Friday, Dec. 18

*SIUE at Morehead State, 5 p.m.
 McNeese State at Austin Peay, 6 p.m.
 Georgia Southwestern at Jacksonville State, 6 p.m.
 *UT Martin at Southeast Missouri, 6:30 p.m.

Saturday, Dec. 19

Tennessee Tech at Tennessee, 7 p.m.

Monday, Dec. 21

*Eastern Illinois at SIUE, 5 p.m.
 *Murray State at Austin Peay, 7 p.m.
 Belmont at Evansville, TBA

Tuesday, Dec. 22

Morehead State at Clemson, 1 p.m.
 Southeast Missouri at Indiana State, 2 p.m.
 Tennessee Tech at Western Kentucky, 4 p.m.
 High Point at Eastern Kentucky, 6 p.m.
 Chattanooga at Tennessee State, 6 p.m.
 UT Martin at Ole Miss, TBA

Wednesday, Dec. 30

*Murray State at Belmont, 6 p.m.
 *Eastern Illinois at Eastern Kentucky, 7 p.m.
 *UT Martin at Jacksonville State, 7:30 p.m.
 *Austin Peay at Tennessee State, 8 p.m.
 *Southeast Missouri at Tennessee Tech, 8 p.m.

Saturday, Jan. 2

*Eastern Kentucky at Austin Peay, 4 p.m.
 *Belmont at UT Martin, 4 p.m.
 *Tennessee Tech at Eastern Illinois, 4 p.m.
 *Morehead State at Murray State, 4 p.m.
 *Jacksonville State at SIUE, 5 p.m.
 *Tennessee State at Southeast Missouri, 5 p.m.

Tuesday, Jan. 5

*SIUE at Eastern Illinois, 7 p.m.

Thursday, Jan. 7

*Austin Peay at SIUE, 1 p.m.
 *Tennessee Tech at Morehead State, 6 p.m.
 *Southeast Missouri at Belmont, 7 p.m.
 *Jacksonville State at Eastern Kentucky, 7 p.m.
 *Murray State at Eastern Illinois, 7:30 p.m.
 *UT Martin at Tennessee State, 8 p.m.

Saturday, Jan. 9

*Murray State at SIUE, 1 p.m.
 *Jacksonville State at Morehead State, 3 p.m.
 *Austin Peay at Eastern Illinois, 4 p.m.
 *UT Martin at Belmont, 4 p.m.
 *Southeast Missouri at Tennessee State, 4 p.m.
 *Tennessee Tech at Eastern Kentucky, 6 p.m.

Thursday, Jan. 14

*Eastern Kentucky at SIUE, 5 p.m.
 *Morehead State at Eastern Illinois, 7:30 p.m.
 *Tennessee State at Jacksonville State, 7:30 p.m.
 *Murray State at Southeast Missouri, 8 p.m.
 *Austin Peay at UT Martin, 8 p.m.
 *Belmont at Tennessee Tech, 8 p.m.

Saturday, Jan. 16

*Belmont at Jacksonville State, 4 p.m.
 *Murray State at UT Martin, 4 p.m.
 *Eastern Kentucky at Eastern Illinois, 4 p.m.
 *Austin Peay at Southeast Missouri, 5 p.m.
 *Morehead State at SIUE, 5 p.m.
 *Tennessee State at Tennessee Tech, 8 p.m.

Thursday, Jan. 21

*Southeast Missouri at Morehead State, 6 p.m.
 *Eastern Illinois at Belmont, 7 p.m.
 *UT Martin at Eastern Kentucky, 7 p.m.
 *Tennessee Tech at Austin Peay, 7:30 p.m.
 *Jacksonville State at Murray State, 7:30 p.m.
 *SIUE at Tennessee State, 8 p.m.

Saturday, Jan. 23

*UT Martin at Morehead State, 3 p.m.
 *Southeast Missouri at Eastern Kentucky, 3 p.m.
 *Jacksonville State at Austin Peay, 4 p.m.
 *SIUE at Belmont, 4 p.m.
 *Eastern Illinois at Tennessee State, 4 p.m.
 *Tennessee Tech at Murray State, 7:30 p.m.



OVC COMPOSITE SCHEDULE

Thursday, Jan. 28

- *Morehead State at Jacksonville State, 7:30 p.m.
- *Belmont at Austin Peay, 7:30 p.m.
- *Tennessee State at Murray State, 7:30 p.m.
- *Eastern Illinois at UT Martin, 8 p.m.
- *Eastern Kentucky at Tennessee Tech, 8 p.m.
- *SIUE at Southeast Missouri, 8 p.m.

Saturday, Jan. 30

- *Eastern Kentucky at Jacksonville State, 3 p.m.
- *Tennessee State at Austin Peay, 4 p.m.
- *SIUE at UT Martin, 4 p.m.
- *Eastern Illinois at Southeast Missouri, 5 p.m.
- *Belmont at Murray State, 7:30 p.m.
- *Morehead State at Tennessee Tech, 8 p.m.

Thursday, Feb. 4

- *Tennessee State at SIUE, 1 p.m.
- *Murray State at Morehead State, 6 p.m.
- *Austin Peay at Eastern Kentucky, 7 p.m.
- *Belmont at Eastern Illinois, 7:30 p.m.
- *Jacksonville State at UT Martin, 8 p.m.
- *Tennessee Tech at Southeast Missouri, 8 p.m.

Saturday, Feb. 6

- *Belmont at SIUE, 1 p.m.
- *Austin Peay at Morehead State, 3 p.m.
- *Murray State at Eastern Kentucky, 3 p.m.
- *Tennessee State at Eastern Illinois, 4 p.m.
- *Tennessee Tech at UT Martin, 4 p.m.
- *Jacksonville State at Southeast Missouri, 5 p.m.

Thursday, Feb. 11

- *Eastern Kentucky at Belmont, 7 p.m.
- *UT Martin at Austin Peay, 7:30 p.m.
- *Eastern Illinois at Jacksonville State, 7:30 p.m.
- *Southeast Missouri at Murray State, 7:30 p.m.
- *Morehead State at Tennessee State, 8 p.m.
- *SIUE at Tennessee Tech, 8 p.m.

Saturday, Feb. 13

- *Southeast Missouri at Austin Peay, 4 p.m.
- *SIUE at Jacksonville State, 4 p.m.
- *Eastern Illinois at Tennessee Tech, 4 p.m.
- *Eastern Kentucky at Tennessee State, 4 p.m.
- *Morehead State at Belmont, 4 p.m.
- *UT Martin at Murray State, 7:30 p.m.

Thursday, Feb. 18

- *Jacksonville State at Belmont, 7 p.m.
- *SIUE at Austin Peay, 7:30 p.m.
- *Eastern Illinois at Murray State, 7:30 p.m.
- *Eastern Kentucky at Southeast Missouri, 8 p.m.
- *Morehead State at UT Martin, 8 p.m.
- *Tennessee Tech at Tennessee State, 8 p.m.

Friday, Feb. 19

- *Morehead State at Southeast Missouri, 8 p.m.

Saturday, Feb. 20

- *Eastern Illinois at Austin Peay, 4 p.m.
- *Tennessee Tech at Belmont, 4 p.m.
- *Eastern Kentucky at UT Martin, 4 p.m.
- *Jacksonville State at Tennessee State, 4 p.m.

- *SIUE at Murray State, 7:30 p.m.

Thursday, Feb. 25

- *UT Martin at SIUE, 5 p.m.
- *Tennessee State at Morehead State, 6 p.m.
- *Belmont at Eastern Kentucky, 7 p.m.
- *Southeast Missouri at Eastern Illinois, 7:30 p.m.
- *Murray State at Jacksonville State, 7:30 p.m.
- *Austin Peay at Tennessee Tech, 8 p.m.

Saturday, Feb. 27

- *Belmont at Morehead State, 3 p.m.
- *Austin Peay at Jacksonville State, 4 p.m.
- *UT Martin at Eastern Illinois, 4 p.m.
- *Southeast Missouri at SIUE, 5 p.m.
- *Tennessee State at Eastern Kentucky, 6 p.m.
- *Murray State at Tennessee Tech, 8 p.m.

Wednesday, March 3

OVC Tournament First Round (Evansville, Ind.)

Thursday, March 4

OVC Tournament Quarterfinals (Evansville, Ind.)

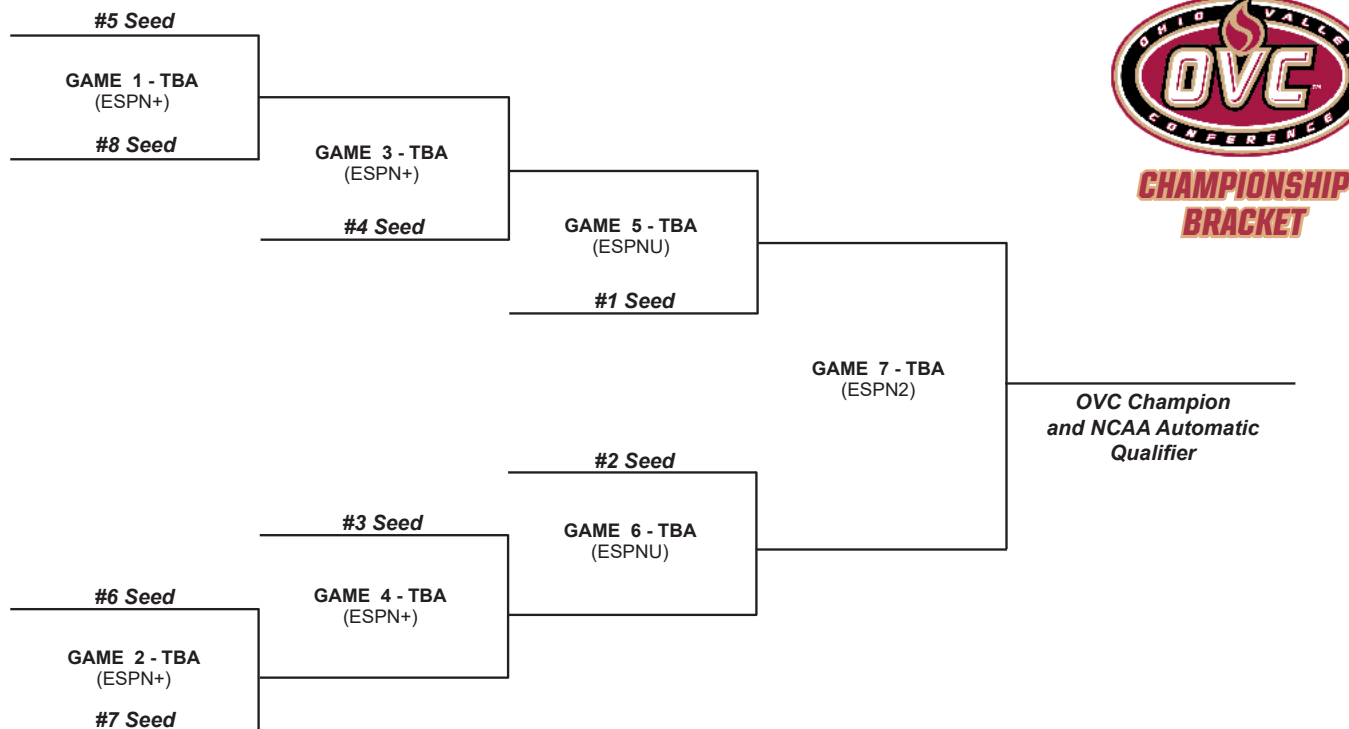
Friday, March 5

OVC Tournament Semifinals (Evansville, Ind.)

Saturday, March 6

OVC Tournament Championship (Evansville, Ind.)

WEDNESDAY, MARCH 3 (First Round) THURSDAY, MARCH 4 (Quarterfinals) FRIDAY, MARCH 5 (Semifinals) SATURDAY, MARCH 6 (Championship)





BETH DeBAUCHE
OVC COMMISSIONER

Now in its 73rd year, the Ohio Valley Conference continues to build on the success that has made it the nation's eighth-oldest NCAA Division I conference.

In May 2011 the Conference expanded for the second time in four years, adding Belmont University which began competition in the 2012-13 academic year. The addition of Belmont gave the OVC 12 members, the most the league has had at one time in its illustrious history. The move added a second team in the city of Nashville and was the first addition to the league since Southern Illinois University Edwardsville joined in 2008. Subsequently, the league has shown its stability over the past decade, seeing only one member institution depart over the past 20 years.

The 2009-10 school year saw a change in leadership as Beth DeBauche was named the seventh full-time Commissioner in league history on July 28, 2009. The last three commissioners of the OVC have moved onto jobs as the commissioner of the Big Ten, Big 12 and the Mid-American Conferences.

The OVC's proud history dates back to 1948, but seeds for the new league were actually planted in 1941. It was then that Roy Stewart, the athletics director at Murray State, Charles "Turkey" Hughes, the athletics director at Eastern Kentucky, and Kelly Thompson, the public relations director at Western Kentucky, first broached the idea of forming a new conference. Discussions were put

on hold by World War II, but reemerged February 27-28, 1948 at the Kentucky Hotel in Louisville as the three original institutions combined with Morehead State, Louisville and Evansville to form the OVC.

In 1955, the OVC became only the second six-member league nationally to earn an automatic bid to the prestigious NCAA Men's Basketball Tournament, which, at that time, was limited to only 24 participants. The Conference quickly proved worthy of that bid, as Morehead State defeated Marshall (107-92) and Wayne State (95-84) in the 1956 tournament.

Fifteen years later, former OVC member Western Kentucky became the first and only Conference team to reach the Final Four. The Hilltoppers defeated Jacksonville, Kentucky and Ohio State before losing to Villanova in double overtime in the national semifinals. WKU went on to finish in third place after beating Kansas 77-75 in the consolation game.

Since that time, the OVC has recorded some of the biggest upsets in the history of the NCAA Tournament. Perhaps the most famous moment came in 1987, when Austin Peay came from fourth place in the regular season to win the OVC Tournament and earn the league's automatic bid. The Governors drew powerful Illinois, and were such big underdogs, that ESPN broadcaster Dick Vitale promised to stand on his head if APSU won the game. After a 68-67 victory over the Illini, and a narrow 90-87 overtime loss to eventual Final Four participant Providence in the second round, Vitale made good on his promise in a visit to Clarksville two months later.

Murray State added to the OVC's string of upsets in 1988 when it knocked off 14th-ranked North Carolina State, 78-75. The Racers' M&M Boys - Jeff Martin and Don Mann - combined for 39 points in the win. MSU nearly went on to the Sweet 16 that year, losing to eventual national champion Kansas, 61-58. A bank shot by Mann that would've given the Racers a one-point lead rolled off the rim with three seconds left. In 1990 as a No. 16 seed, Murray State took No. 1 seed Michigan State into overtime before falling 75-71. More recently, Murray State has dominated the OVC Tournament, reaching the championship game every year in the 1990's. The Racers' 15 OVC Tournament Championships are the most among all OVC schools.

After former member Middle Tennessee State won a first round game in 1989, the league had a drought as no other OVC team won a NCAA Tournament game for the next 19 years. But Morehead State, coming off a thrilling double overtime OVC Tournament victory over Austin Peay, topped Alabama State 58-43 in the 2009 Opening Round game at University of Dayton Arena in Dayton, Ohio. The game was played in front of an Opening Round record crowd of 11,346 and included many MSU fans who made the three-hour drive from Morehead for the game.

In 2009-10, Murray State made OVC history by winning a record 31 games (31-5) on its way to the league's regular season and tournament championships. In the first round of the NCAA Tournament, the No. 13 seed Racers topped Vanderbilt in thrilling fashion when senior Danero Thomas hit a jumper as time expired to lift MSU to a 66-65 victory. It marked the first OVC team to advance to the second round of the NCAA Tournament since 1989 and snapped a skid of 71-straight losses to Southeastern Conference foes (dating back to 2000-01). In the second round, the Racers pushed eventual national runner-up Butler to the brink before losing 54-52.

In 2010-11 Morehead State would make it three NCAA Tournament wins in as many years for the league and got a bit of revenge for the 2009 tournament loss to Louisville in the process. After finishing second in the regular season and winning the OVC Tournament Championship, the No. 13 seeded Eagles were shipped to Denver to play the in-state foe Cardinals. MSU jumped out to a 15-2 advantage but were down four points (61-57) with just over a minute to play in regulation. After two free throws from two-time OVC Player of the Year Kenneth Faried, the Eagles held for one final shot attempt and senior Demonte Harper pulled up off a cross-over dribble to nail a 3-pointer with 4.3 seconds left that gave Morehead State a 62-61 lead. UofL had one last attempt but Faried blocked the Cardinals last shot, giving MSU the win, its first over Louisville since the 1956-57 season.

In 2011-12 Murray State put together one of the greatest seasons in OVC history, beginning the year 23-0 (an all-time OVC best) and being ranked as high as No. 7 in the coaches poll on Feb. 6. The squad was the first OVC team to be nationally-ranked since Murray State was ranked in 1997-98; in addition, the top 10 ranking was the first for an OVC team since the 1970-71 campaign (WKU). The Racers would top nationally-ranked Memphis and Saint Mary's during the season and win the league's regular season and tournament championships. MSU earned a No. 6 seed in NCAA Tournament, the highest-ever seed for an OVC team since the NCAA began seeding the field in 1979. The Racers would top Colorado State 58-41 in the second round before falling to Marquette in the third round. Murray State would win 31 games overall, tying the OVC all-time record the Racers set in 2009-10.

After the Murray State win in 2011-12, the league had won NCAA Tournament games in four-straight seasons, something that had never happened in league history (three-game winning streaks from 1960-62 and 1987-89 had been the previous best streaks). Over that time period (2009-12) the

OVC was one of just nine conferences nationally to win a NCAA Tournament game in each season and one of only three non-BCS leagues (joining the Atlantic 10 and WCC) to do so.

In 2013-14 Murray State won five games to claim the CollegeInsider.com Postseason Tournament (CIT) and in the process became the first OVC men's basketball team to ever play games in the month of April.

The 2014-15 season saw five OVC men's basketball teams earn postseason bids, the most in league history, and a year later (2015-16) that number was eclipsed with six teams making national postseason tournaments. Entering 2017-18 OVC men's basketball teams have at least one national postseason tournament victory in nine-straight post seasons, an all-time league record.

For just the second time in league history (the other being 1987), the OVC placed two teams in the NCAA Tournament in 2019, as Murray State won the OVC Tournament crown for the second-straight season and Belmont earned an at-large bid after going 26-5 overall (16-2 OVC) with a NET ranking of 47. As a No. 11 seed, Belmont would top Temple in the Opening Round in Dayton (its first-ever NCAA Tournament victory) before narrowly falling to Maryland in the next round, while No. 12 seed Murray State crushed Marquette 83-64 in the first round (the second-biggest margin of victory ever by a 12 seed over a No. 5 seed in tournament history) before losing to Florida State. It marked the first time since 1971 that the OVC had two wins in the same NCAA Tournament and marked the first time two different OVC teams won a tournament game in the same year.

In 2007-08, UT Martin guard Lester Hudson became the first men's Division I player to record a quadruple-double in a game, when he registered 25 points, 12 rebounds, 10 assists and 10 steals in a victory over Central Baptist College. Hudson, who ranked fourth in scoring nationally as a junior, returned for his senior season in 2008-09 and was second nationally in scoring (behind Davidson's Stephen Curry) at 27.5 points a contest. Hudson earned numerous honors (including OVC Player of the Year and OVC Male Athlete of the Year in each 2008 and 2009 and All-American status from several outlets) before being drafted by the Boston Celtics with the No. 58 pick of the 2009 NBA Draft.

During the 2010-11 year, Faried, the nation's leading rebounder during the season, became the NCAA's Modern Era (since 1973) career rebounding leader, totaling 1,673 rebounds which passed Tim Duncan for the record (he is 11th all-time in NCAA history). Faried also finished his career with 86 double-doubles, second all-time to only Duncan. He is one of only six players in NCAA history to finish with 2,000-plus career points (2,009) and 1,600-plus career rebounds. Faried was drafted 22nd overall by the Denver Nuggets in the 2011 NBA Draft, becoming the first OVC player selected in the first round since Tennessee State's Carlos Rogers 1994.

Murray State guard Isaiah Canaan, a first-team All-American in 2011-12, capped his illustrious career in 2012-13 by becoming just the 17th player in OVC history to score 2,000 or more career points. Canaan, who was a key part of Murray State NCAA Tournament victories in both 2010 and 2012, earned a pair of OVC Player of the Year honors (2012 and 2013) during his career as well as being named OVC Freshman of the Year (2010), OVC Tournament MVP (2010) and OVC Male Athlete of the Year (2012). He was drafted by the Houston Rockets with the 34th overall pick (No. 2 pick of the second round) of the 2013 NBA Draft.

In 2014-15 Murray State became just the fifth OVC men's team to complete a perfect Conference season (16-0). The Racers were led by sophomore Cameron Payne who was named OVC Men's Basketball Player of the Year, OVC Male Athlete of the Year and earned third-team All-American honors from CBSSports.com. Following the season Payne declared for the NBA Draft, becoming the first sophomore in OVC history to do so and one of just four OVC players all-time to enter and stay in the draft with eligibility remaining. Payne was selected in the lottery by the Oklahoma City Thunder (pick No. 14 overall), making him just the ninth First Round NBA Draft pick in OVC history.

Austin Peay made history in winning the 2016 OVC Men's Basketball Tournament as the Governors became the first No. 8 seed to claim the championship. APSU had to win its two regular season games just to qualify for the event and then won four games in four days to capture its fifth tournament crown. Along the way the Govs topped a No. 5 seed, No. 4 seed, No. 1 seed and No. 2 seed and were paced by MVP Chris Horton who averaged 22.5 points, 14.0 rebounds and 3.5 assists/game during the event including a 37-point, 21-rebound and 30-point, 16-rebound performance during the run.

In 2016, former Belmont All-American and 2012-13 OVC Co-Player of the Year Ian Clark became the first former OVC player to advance to the NBA Finals since former Tennessee State star Anthony Mason played for the New York Knicks in 1994. Clark was part of a Golden State Warriors team that won an NBA record 73 regular season games but lost in Game 7 of the Finals. A year later, Clark was part of the Warriors team that topped Cleveland to win the 2017 NBA Championship, becoming the first OVC player to win the crown since 1970-71 (Murray State's Dick Cunningham and Western Kentucky's Greg Smith with the Milwaukee Bucks).

Murray State guard Ja Morant put together arguably the greatest season in League history in 2018-19, earning first-team consensus All-American honors (only the third player in OVC history to achieve that feat joining WKU's Clem Haskins in 1967 and WKU's Jim McDaniel in 1971) while becoming the first player since the NCAA began officially tracking assists (1983-84) to average 20-plus points (24.5) and 10-plus assists (10.0) in the same season. Morant, who won the Bob Cousy Award as the nation's top point guard, finished the year with 331 assists, the sixth-most in NCAA single-season history. During the year he had three triple-doubles (including just the ninth in NCAA Tournament history) and became the first Division I player in 20 years to record 40 points, 11 assists and five steals in a regulation game.

Morant, the eventual 2019-20 NBA Rookie of the Year, was picked No. 2 overall by the Memphis Grizzlies in the NBA Draft, equaling the highest-ever draft pick in OVC history (tied with Eastern Kentucky's Jim Baechtold who went No. 2 in 1952). Overall he was just the third NBA Lottery Pick (which began in 1985) in OVC history. Belmont senior Dylan Windler was selected by the Cleveland Cavaliers No. 26 overall in the 2019 NBA Draft, giving the OVC two First Round picks in the same draft for only the second time in history (Western Kentucky's Tom Marshall and Jack Turner were selected with the seventh and eighth picks of the First Round in 1954). Overall Morant and Windler were the 10th and 11th players in OVC history to be First Round NBA Draft Picks.

The OVC sponsors the following sports: baseball, basketball, cross country, football, golf, tennis and track for men, and basketball, cross country, golf, soccer, softball, tennis, track, volleyball and beach volleyball for women. In addition, the OVC also sponsors the combined men's and women's sport of rifle.

Current OVC representatives include charter members Eastern Kentucky University, Morehead State University and Murray State University, along with Austin Peay State University, Belmont University, Eastern Illinois University, Jacksonville State University, Southeast Missouri State University, Southern Illinois University Edwardsville, Tennessee State University, Tennessee Technological University and the University of Tennessee at Martin.

SECTION IV



2019-20 REVIEW



The University of Tennessee at Martin's 2019-20 men's basketball campaign concluded in disappointing fashion as injuries and inconsistent play on the defensive end led to the Skyhawks missing out on the Ohio Valley Conference Championship tournament field by two games.

UT Martin faced a grueling schedule in 2019-20, traveling nearly 13,500 miles and enduring an eight-game road swing that led to a 50-day gap between home games (Nov. 9 through Dec. 29) in the nonconference season. That included a Nov. 26-27 visit to the Cancun Challenge in Playa del Carmen, Mexico – the first time in school history that the Skyhawks played outside the United States.

Overall, UT Martin faced eight 20-plus win teams, including four teams who won their respective conference championships. A sampling of nonconference opponents included ETSU (Southern Conference champion, one of only four 30-win teams in Division I), Wichita State (ranked as high as No. 16 in the national polls), Northern Iowa

(Missouri Valley Conference regular season champion), Boston University (Patriot League champion) and Baylor (final No. 4 national ranking, spent five weeks at No. 1).

The Skyhawks were additionally ravaged by injuries as only three players (Quintin Dove, Derek Hawthorne, Jr. and Miles Thomas) played in all 29 games.

UT Martin opened the season with a commanding 106-48 wire-to-wire win over St. Louis College of Pharmacy in the Kathleen and Tom Elam Center, improving to 7-0 in home season openers since transitioning into the NCAA Division I ranks in 1992. In that game, 7-1 freshman Eric Rustin swatted away eight blocked shots, which were the most by any OVC player in 2019-20 and the most by a Skyhawk since at least 2002.

Next up on the schedule was ETSU, who was one of the nation's top mid-major squads. UT Martin outplayed the in-state foe for 20 minutes, taking a 42-39 halftime lead before falling by a 92-75 margin.

On Nov. 11, Dove was named OVC Player of the Week - becoming the first Skyhawk to nab that award since Dec. 11, 2017.

The first road game of the season also coincided with the emergence of Parker Stewart. After UT Martin trailed by 15 points in the second half, Stewart took over - dialing up 12 consecutive Skyhawk points in a stretch of 2:06 as UT Martin won a wild one over Western Illinois, 98-91. Stewart's first career double-double (32 points, career-best 11 rebounds) marked the first time a Skyhawk notched at least 30 points as part of a double-double against a Division I opponent since Dec. 21, 2013.

UT Martin then began the preliminary portion of the Cancun Challenge, falling 103-62 at Wichita State and 87-67 at Northern Iowa.

The Skyhawks then headed to the sunny skies of Mexico, where they held a halftime lead over Gardner-Webb but could not protect it in an 81-64 setback to open the event.

However, UT Martin bounced back the next day for an impressive 76-73 triumph over the aforementioned Boston University squad who would later become a league champion.

On Dec. 2, Stewart was crowned as the OVC's Newcomer of the Week for the third straight time - becoming just the third Skyhawk and 12th OVC player all-time to accomplish that impressive feat.

The month of December nearly started off with a big road win but Central Michigan - the nation's top scoring team at the time - ended the game on a 10-0 run in an 84-75 UT Martin setback. Junior center Hannes Polla made his Skyhawk debut after the NCAA granted him an immediate waiver after transferring from Oklahoma.

A tough 91-72 road loss at UNC Asheville followed before UT Martin took part in the inaugural Battleground2k19 event in Houston, Texas. Squaring off against No. 10 ranked Baylor live on ESPN, the Skyhawks more than held their own with an inspired first half (trailing only 38-30). However, the Bears recovered for a 91-63 win.

UT Martin recovered during its nonconference finale, defeating Mount St. Joseph by a 92-72 margin. In that game, Stewart (28), Dove (22) and Hawthorne, Jr. (22) became the first Skyhawk trio to each score at least 20 points in the same contest since Feb. 7, 2009 - a span of 340 games.

UT Martin's first six OVC games were difficult to say the least, as those four opponents would eventually combine for a 53-19 OVC record.

The league-opening 89-76 setback at Murray State saw Stewart go off for a career-high 33 points, marking the highest scoring OVC debut for any player since Tennessee State's Bruce Price (38) against Jacksonville State on Jan. 8, 2004.

Two days later in an 82-63 loss at Austin Peay, Dove set the Skyhawks' Division I school record for highest single-game field goal percentage (.923) with double-digit field goals made. He ended with 30 points on 12-of-13



EMAN SERTOVIC



ERIC RUSTIN

shooting.

UT Martin came away with an 87-74 triumph over Tennessee State in its OVC home opener. Steve Wooten, Jr. - who missed the previous 10 games because of an injury - collected 11 points and 10 rebounds to become just the eighth player in school history to earn a double-double in his OVC debut.

The Skyhawks left it all on the court on Jan. 11 against Belmont, as they led going into the final media timeout. However, the eventual league champions responded with a 12-2 run to escape with an 85-78 win.

Stewart received his fourth OVC Newcomer of the Week accolade on Jan. 13 but the road didn't get any easier for UT Martin, as it fell 84-62 to eventual co-champion Murray State and 92-81 to Austin Peay on Jan. 16 and Jan. 18, respectively.

A four-game road swing began with a 95-83 setback at Eastern Illinois. However, the Skyhawks rallied for a gritty 79-76 victory at SIUE on Jan. 25 behind an unlikely hero in freshman Ja'Darius Harris. Entering the game with a 1.6 points-per-game scoring average,

he made his first career start and was literally perfect - generating 16 points on 5-of-5 shooting (including 3-for-3 from three-point range) and a 3-of-3 effort from the free throw line. He tossed in nine consecutive UT Martin points in a 93-second span in the second half to help carry the Skyhawks past the finish line.

UT Martin fell 99-86 at Eastern Kentucky on Jan. 30 despite a rare school record set by Dove. He scored 35 points off the bench - which were the most by any player not in the starting lineup in the school's Division I history. Two days later against Morehead State, the trio of Stewart (career-high 33), Dove (24) and Hawthorne, Jr. (18) combined for 97.4 percent of the Skyhawk points in an 85-77 setback.

On Feb. 3, Stewart accounted for his fifth OVC Newcomer of the Week award of the season, tying two-time All-American Lester Hudson for the most in UT Martin history.

A brief two-game home spurt started off well as the Skyhawks led by as many as 31 points before downing Tennessee Tech by a 74-62 margin on Feb. 6. A normally reliable offense failed UT Martin late in a 75-61 home loss to Jacksonville State.

A gutwrenching 74-72 loss at Southeast Missouri followed on Feb. 13. In that game, the Skyhawks led for all but 35 seconds, including a six-point advantage with 42 seconds remaining. However, the Redhawks staged a furious comeback to deal UT Martin a crushing blow. To make matters worse, Stewart suffered an injury late in the second half which forced him to miss four of the season's final five outings.

The Skyhawks answered with one of their most thrilling victories of the season, an 80-79 home overtime victory against Eastern Illinois. Hawthorne rose up to swish a pull-up 25-foot three-point jumper just before the final buzzer to send the Elam Center crowd into a frenzy. It marked UT Martin's first game-winning buzzer beater in OVC play since Feb. 13, 2016 at Austin Peay.

Two days following the Eastern Illinois victory, Dove picked up his second OVC Player of the Week nod of his senior season.

The Skyhawks fell 78-65 at Tennessee Tech as the injury bug was finally starting to catch up to UT Martin. The squad was down to only eight players dressed out during its 72-58 setback at Jacksonville State.


Heading back to the Elam Center for the final homestand of the season, the Skyhawks fell 90-75 to SIUE but Dove made more history. He accumulated a game-high 26 points and 20 rebounds, marking only the second 20-20 performance in UT Martin's Division I history. His 13 offensive rebounds also equaled the most in a single-game by any Division I player in 2019-20.

The season ended on a high note as the senior duo of Hawthorne (career-high 30 points) and Dove (27 points) helped guide the Skyhawks to an 87-78 triumph over Southeast Missouri on Senior Day.

For his efforts, Dove claimed his third OVC Player of the Week accolade on March 1. He became only the fifth player in UT Martin history to win that award at least three times in a single season.

Dove and Stewart compiled postseason accolades as the pair each earned All-OVC and NABC All-District 18 honors. Dove was the only Division I player to average at least 20 points and seven rebounds per game while shooting over 78 percent from the charity stripe. The frontcourt phenom became the first Skyhawk to lead the OVC in scoring in league play (22.3 points per game) since Hudson accomplished that feat in 2008-09. Stewart was the only Division I player to average at least 19.0 points, 4.5 rebounds, 3.5 assists and 2.5 three-point field goals made per game.

Hawthorne also wrapped up his two-year career at UT Martin, ranking in the top-10 in the OVC in scoring (14.2 points per game, 10th), free throw percentage (.798, third) and minutes played (34.0 per game, fourth).



RECORD:	OVERALL	HOME	AWAY	NEUTRAL
ALL GAMES	9-20	6-6	2-12	1-2
CONFERENCE	5-13	4-5	1-8	0-0
NON-CONFERENCE	4-7	2-1	1-4	1-2

##	Player	gp-gs	min	avg	Total		3-Point		F-Throw		Rebounds				pf	dq	a	to	blk	stl	pts	avg
					fg-fga	fg%	3fg-fga	3fg%	ft-fa	ft%	off	def	tot	avg								
22	DOVE, Quintin	29-26	979	33.8	213-377	.565	20-62	.323	140-179	.782	109	120	229	7.9	100	3	28	65	9	13	586	20.2
01	STEWART, Parker	25-24	905	36.2	157-381	.412	71-204	.348	95-124	.766	20	95	115	4.6	71	1	94	82	10	21	480	19.2
05	HAWTHORNE, JR., De	29-27	985	34.0	148-340	.435	42-126	.333	75-94	.798	43	135	178	6.1	59	1	68	56	5	32	413	14.2
02	x-RANDALL II, Craig	9-8	247	27.4	44-115	.383	19-60	.317	9-15	.600	2	22	24	2.7	15	0	22	11	1	7	116	12.9
23	WOOTEN, JR., Steve	5-4	112	22.4	17-39	.436	5-17	.294	2-2	1.000	5	25	30	6.0	14	0	3	5	1	8	41	8.2
13	THOMAS, Miles	29-20	772	26.6	77-166	.464	14-46	.304	39-59	.661	35	65	100	3.4	57	2	58	47	9	30	207	7.1
03	SERTOVIC, Eman	28-10	614	21.9	43-114	.377	34-98	.347	13-14	.929	5	41	46	1.6	19	0	25	18	1	14	133	4.8
00	HARRIS, Ja'Darius	26-8	408	15.7	27-63	.429	11-28	.393	12-14	.857	2	21	23	0.9	31	0	31	29	1	10	77	3.0
44	POLLA, Hannes	21-7	169	8.0	23-44	.523	0-0	.000	13-17	.765	11	15	26	1.2	29	0	3	16	4	5	59	2.8
31	PIERCE, Jordan	18-4	93	5.2	9-25	.360	0-0	.000	8-14	.571	11	10	21	1.2	19	0	2	11	3	0	26	1.4
11	RILEY, Jalen	10-0	92	9.2	5-11	.455	0-0	.000	1-1	1.000	5	10	15	1.5	3	0	7	5	0	2	11	1.1
10	RUSTIN, Eric	27-5	274	10.1	11-24	.458	0-1	.000	7-14	.500	14	29	43	1.6	26	0	3	9	32	2	29	1.1
24	AGUIAR, Isaac	24-2	175	7.3	7-19	.368	2-4	.500	0-3	.000	13	21	34	1.4	21	1	9	6	4	3	16	0.7
Team											44	37	81				15					
Total.....		29	5825		781-1718	.455	218-646	.337	414-550	.753	319	646	965	33.3	464	8	353	375	80	147	2194	75.7
Opponents.....		29	5825		882-1785	.494	286-742	.385	332-483	.687	340	691	1031	35.6	502	-	533	360	88	188	2382	82.1

x-Inactive player

TEAM STATISTICS	UTM	OPP
SCORING	2194	2382
Points per game	75.7	82.1
Scoring margin	-6.5	-
FIELD GOALS-ATT	781-1718	882-1785
Field goal pct	.455	.494
3 POINT FG-ATT	218-646	286-742
3-point FG pct	.337	.385
3-pt FG made per game	7.5	9.9
FREE THROWS-ATT	414-550	332-483
Free throw pct	.753	.687
F-Throws made per game	14.3	11.4
REBOUNDS	965	1031
Rebounds per game	33.3	35.6
Rebounding margin	-2.3	-
ASSISTS	353	533
Assists per game	12.2	18.4
TURNOVERS	375	360
Turnovers per game	12.9	12.4
Turnover margin	-0.5	-
Assist/turnover ratio	0.9	1.5
STEALS	147	188
Steals per game	5.1	6.5
BLOCKS	80	88
Blocks per game	2.8	3.0
ATTENDANCE	17170	33902
Home games-Avg/Game	12-1431	14-2345
Neutral site-Avg/Game	-	3-357

Score by Periods	1st	2nd	OT	Totals
UT Martin	1024	1160	10	2194
Opponents	1149	1224	9	2382

Date	Opponent	Score	Att.
11/05/19	ST. LOUIS COLLEGE OF PHARMACYw	106-48	823
11/09/19	ETSU	L 75-92	1386
11/13/19	at Western Illinois	w 98-91	610
% 11/16/19	at Wichita State	L 62-103	10123
% 11/19/19	at Northern Iowa	L 67-87	3128
\$ 11/26/19	vs Gardner-Webb	L 64-81	253
\$ 11/27/19	vs Boston University	w 76-73	107
12/06/19	at Central Michigan	L 75-84	1803
12/14/19	at UNC Asheville	L 72-91	1395
# 12/18/19	vs #10 Baylor	L 63-91	712
12/29/19	MOUNT ST. JOSEPH	w 92-72	841
* 01/02/20	at Murray State	L 76-89	3314
* 01/04/20	at Austin Peay	L 63-82	1028
* 01/09/20	TENNESSEE STATE	w 87-74	1945
* 01/11/20	BELMONT	L 78-85	1652
* 01/16/20	MURRAY STATE	L 62-84	3209
* 01/18/20	AUSTIN PEAY	L 81-92	1392
* 01/23/20	at Eastern Illinois	L 83-95	1725
* 01/25/20	at SIUE	w 79-76	740
* 01/30/20	at Eastern Kentucky	L 86-99	2373
* 02/01/20	at Morehead State	L 77-85	2078
* 02/06/20	TENNESSEE TECH	w 74-62	1175
* 02/08/20	JACKSONVILLE STATE	L 61-75	1717
* 02/13/20	at Southeast Missouri	L 72-74	1076
* 02/15/20	EASTERN ILLINOIS	Wot 80-79	1013
* 02/20/20	at Tennessee Tech	L 65-78	1685
* 02/22/20	at Jacksonville State	L 58-72	1752
* 02/27/20	SIUE	L 75-90	813
* 02/29/20	SOUTHEAST MISSOURI	w 87-78	1204

% = Cancun Challenge (Campus Sites)

\$ = Cancun Challenge (Playa del Carmen, Mexico)

= Battleground2k19 (Houston, Texas)

* = Conference game



RECORD:	OVERALL	HOME	AWAY	NEUTRAL
ALL GAMES	5-13	4-5	1-8	0-0
CONFERENCE	5-13	4-5	1-8	0-0
NON-CONFERENCE	0-0	0-0	0-0	0-0

##	Player	gp-gs	min	avg	Total		3-Point		F-Throw		Rebounds				pf	dq	a	to	blk	stl	pts	avg
					fg-fga	fg%	3fg-fga	3fg%	ft-fa	ft%	off	def	tot	avg								
22	DOVE, Quintin	18-15	637	35.4	146-251	.582	16-42	.381	93-123	.756	68	84	152	8.4	66	3	20	46	8	9	401	22.3
01	STEWART, Parker	14-14	517	36.9	89-226	.394	37-117	.316	65-81	.802	15	55	70	5.0	45	1	62	50	6	9	280	20.0
05	HAWTHORNE, JR., De	18-18	652	36.2	95-229	.415	30-89	.337	43-55	.782	21	94	115	6.4	34	0	47	39	3	26	263	14.6
23	WOOTEN, JR., Steve	3-3	82	27.3	12-30	.400	4-14	.286	2-2	1.000	2	20	22	7.3	8	0	2	4	0	6	30	10.0
13	THOMAS, Miles	18-14	516	28.7	45-100	.450	9-30	.300	34-45	.756	21	43	64	3.6	41	2	42	32	5	17	133	7.4
03	SERTOVIC, Eman	17-6	447	26.3	28-83	.337	22-71	.310	13-14	.929	2	30	32	1.9	17	0	22	13	1	11	91	5.4
00	HARRIS, Ja'Darius	16-8	323	20.2	19-43	.442	9-22	.409	9-10	.900	2	17	19	1.2	25	0	25	23	1	5	56	3.5
44	POLLA, Hannes	17-4	130	7.6	18-34	.529	0-0	.000	9-13	.692	7	8	15	0.9	21	0	1	12	2	3	45	2.6
31	PIERCE, Jordan	14-3	65	4.6	7-18	.389	0-0	.000	6-8	.750	7	9	16	1.1	18	0	1	6	2	0	20	1.4
35	RUSTIN, Eric	16-4	167	10.4	6-12	.500	0-0	.000	6-10	.600	6	15	21	1.3	19	0	1	5	19	2	18	1.1
24	AGUIAR, Isaac	13-1	89	6.8	3-12	.250	1-2	.500	0-2	.000	8	12	20	1.5	11	0	3	4	1	3	7	0.5
Team											23	26	49					11				
Total.....		18	3625		468-1038	.451	128-387	.331	280-363	.771	182	413	595	33.1	305	6	226	245	48	91	1344	74.7
Opponents.....		18	3625		538-1102	.488	164-453	.362	229-329	.696	207	430	637	35.4	320	-	339	223	56	125	1469	81.6

x-Inactive player

TEAM STATISTICS	UTM	OPP	Date	Opponent	Score	Att.
SCORING	1344	1469	* 01/02/20	at Murray State	L 76-89	3314
Points per game	74.7	81.6	* 01/04/20	at Austin Peay	L 63-82	1028
Scoring margin	-6.9	-	* 01/09/20	TENNESSEE STATE	W 87-74	1945
FIELD GOALS-ATT	468-1038	538-1102	* 01/11/20	BELMONT	L 78-85	1652
Field goal pct	.451	.488	* 01/16/20	MURRAY STATE	L 62-84	3209
3 POINT FG-ATT	128-387	164-453	* 01/18/20	AUSTIN PEAY	L 81-92	1392
3-point FG pct	.331	.362	* 01/23/20	at Eastern Illinois	L 83-95	1725
3-pt FG made per game	7.1	9.1	* 01/25/20	at SIUE	W 79-76	740
FREE THROWS-ATT	280-363	229-329	* 01/30/20	at Eastern Kentucky	L 86-99	2373
Free throw pct	.771	.696	* 02/01/20	at Morehead State	L 77-85	2078
F-Throws made per game	15.6	12.7	* 02/06/20	TENNESSEE TECH	W 74-62	1175
REBOUNDS	595	637	* 02/08/20	JACKSONVILLE STATE	L 61-75	1717
Rebounds per game	33.1	35.4	* 02/13/20	at Southeast Missouri	L 72-74	1076
Rebounding margin	-2.3	-	* 02/15/20	EASTERN ILLINOIS	Wot 80-79	1013
ASSISTS	226	339	* 02/20/20	at Tennessee Tech	L 65-78	1685
Assists per game	12.6	18.8	* 02/22/20	at Jacksonville State	L 58-72	1752
TURNOVERS	245	223	* 02/27/20	SIUE	L 75-90	813
Turnovers per game	13.6	12.4	* 02/29/20	SOUTHEAST MISSOURI	W 87-78	1204
Turnover margin	-1.2	-				
Assist/turnover ratio	0.9	1.5				
STEALS	91	125				
Steals per game	5.1	6.9				
BLOCKS	48	56				
Blocks per game	2.7	3.1				
ATTENDANCE	14120	15771				
Home games-Avg/Game	9-1569	9-1752				
Neutral site-Avg/Game	-	0-0				

* - Conference game

Score by Periods	1st	2nd	OT	Totals
UT Martin	592	742	10	1344
Opponents	706	754	9	1469

**GAME 1**

	1	2	F
	24	24	48
	50	56	106

Tuesday, Nov. 5
Elam Center - Martin, Tenn.
UTM: 1-0 | STLCOP: 0-1

HIGH	UTM	STLCOP
Points:	Dove (24)	Anderson (11)
Rebounds:	Dove (9)	Vallejo (8)
Assists:	Randall II (5)	Howard/Duggar (3)
Blocks:	Rustin (8)	Udolis (2)
Steals:	Stewart (4)	Dorsey (3)

**UT MARTIN BREEZES PAST
ST. LOUIS COLLEGE OF PHARMACY
IN SEASON OPENER, 106-48**

UT Martin led wire-to-wire as the Skyhawks rolled St. Louis College of Pharmacy by a 106-48 margin in the 2019-20 men's basketball opener at the Kathleen and Tom Elam Center.

UT Martin never trailed in the contest, forcing 31 turnovers and holding the Eutectics to 29 percent shooting (18-of-62) from the floor. The Skyhawks outscored St. Louis College of Pharmacy 56-18 in the paint and also held a 33-6 advantage on fast break points.

Quintin Dove powered UT Martin to the win with game-highs of 24 points (on 10-of-15 shooting) and nine rebounds. Craig Randall II produced a stat line of 19 points, five rebounds, five assists and three steals while Derek Hawthorne, Jr. tallied 16 points and eight rebounds in just 18 minutes off the bench. Newcomers Miles Thomas (12) and Ja'Darius Harris (11) also scored in double figures for a Skyhawk squad that connected on 56.3 percent (40-for-71) of their field goal tries.

Defensively, freshman Eric Rustin swatted eight shots while Parker Stewart swiped a game-high four steals for UT Martin, who improved to 7-0 in season-openers held at home since transitioning to Division I in 1992.

St. Louis College of Pharmacy was led by Jordan Anderson's 11 points. Anthony Vallejo grabbed a team-high eight rebounds but the Eutectics lost the battle on the glass (43-38).

GAME 2

	1	2	F
	39	53	92
	42	33	75

Saturday, Nov. 9
Elam Center - Martin, Tenn.
UTM: 1-1 | ETSU: 2-0

HIGH	UTM	ETSU
Points:	Dove (25)	Good (24)
Rebounds:	Dove (10)	Rodriguez (10)
Assists:	Thomas (5)	Hodges (5)
Blocks:	Thomas/Rustin (1)	Hodges (3)
Steals:	Randall II (2)	3 Tied (2)

**DOVE'S DOUBLE-DOUBLE NOT
ENOUGH AS SKYHAWKS FALL
92-75 TO MID-MAJOR POWER ETSU**

The UT Martin men's basketball team jumped out to a halftime lead over in-state rival ETSU but the Skyhawks could not stop a hot-shooting Buccaneer squad in a 92-75 setback at the Kathleen and Tom Elam Center.

UT Martin was powered by Quintin Dove's game-highs of 25 points and 10 rebounds, as the senior forward compiled his fourth double-double in 33 career Skyhawk outings.

Craig Randall II added 15 points while Derek Hawthorne, Jr. (15 points, six rebounds) also performed well in his first start of the season for UT Martin. Miles Thomas distributed a game-high five assists for the Skyhawks, who grabbed a 42-39 halftime advantage but could not hold on to the lead in the final 20 minutes.

Ranked No. 3 in the CollegeInsider.com Mid-Major Poll, ETSU connected on 70 percent (21-for-30) of its second-half shot attempts. Patrick Good scored 24 points and made seven of his nine 3-point tries off the bench while Bo Hodges (15 points), Jeromy Rodriguez (14 points, 10 rebounds) and Daivien Williamson (11 points) also guided the Buccaneers.

GAME 3

	1	2	F
	43	55	98
	46	45	91

Wednesday, Nov. 13
Western Hall - Macomb, Ill.
UTM: 2-1 | WIU: 0-3

HIGH	UTM	WIU
Points:	Stewart (32)	Webster (28)
Rebounds:	Stewart (11)	King (9)
Assists:	Thomas (3)	Webster (5)
Blocks:	3 Tied (1)	Pyle/King (1)
Steals:	3 Tied (1)	Pyle (3)

**STEWART HAS BREAKOUT GAME
AS UT MARTIN WINS WILD 98-91
SHOOTOUT AT WESTERN ILLINOIS**

Parker Stewart amassed career-highs of 32 points and 11 rebounds as the UT Martin men's basketball squad overcame a 15-point second half deficit to knock off Western Illinois by a 98-91 margin.



Stewart piled up 25 points and nine rebounds in the second half alone, including 12 consecutive Skyhawk points in a stretch of 2:06 as UT Martin whittled its deficit midway through the second half. The Skyhawks were ahead by two points with under a minute to play and the Pittsburgh transfer reeled off five more unanswered points – including a contested three-pointer with 45 seconds to go that served as the dagger.

UT Martin also received heavy contributions from seniors Quintin Dove (20 points) and Derek Hawthorne, Jr. (17 points, eight rebounds). Steve Wooten, Jr. added 11 points in 16 minutes off the bench as the Skyhawks outrebounded the hosts (45-34) and committed only five turnovers.

Kobe Webster's 28 points led five double-digit scorers for Western Illinois. Ben Pyle scored 18 points, Zion Young added 15 points while James Claar and Jaeden King each provided 13 points apiece.



GAME 4

	1	2	F
	30	32	62
	57	46	103

Saturday, Nov. 16
Charles Koch Arena - Wichita, Kan.
UTM: 2-2 | WSU: 3-0

HIGH	UTM	WSU
Points:	Thomas (15)	Etienne (21)
Rebounds:	Dove (5)	Wade (8)
Assists:	Stewart (5)	Sherfield/Fernandes (6)
Blocks:	Rustin (1)	Wade/Poor Bear-Chandler (1)
Steals:	Thomas (2)	Etienne (2)

SKYHAWKS FALL VICTIM TO HOT-SHOOTING WICHITA STATE IN 103-62 SETBACK

The UT Martin men's basketball team ran into an offensive buzzsaw as the Wichita State Shockers used a big first half to defeat the Skyhawks, 103-62 at Charles Koch Arena.

Miles Thomas led UT Martin with 15 points on 6-of-11 shooting, draining a trio of three-pointers to go along with four rebounds and two steals. Quintin Dove also provided 13 points and a team-high five rebounds while Derek Hawthorne, Jr. added 11 points as the Skyhawks sank a season-high 12 three-pointers.

Wichita State shot 68.8 percent in the first half – including a 10-for-15 performance from beyond the three-point arc. Tyson Etienne scored a game-high 21 points, joining Jamarius Burton (18), Morris Udeze (14), Trey Wade (10) and Erik Stevenson (10) as double-digit scorers for the Shockers.

GAME 5

	1	2	F
	37	30	67
	44	43	87

Tuesday, Nov. 19
McLeod Center - Cedar Falls, Iowa
UTM: 2-3 | UNI: 5-0

HIGH	UTM	UNI
Points:	Stewart (22)	Berhow (36)
Rebounds:	Dove (9)	Phyfe (11)
Assists:	3 Tied (2)	Green (9)
Blocks:	None	Brown (1)
Steals:	Stewart (2)	Brown (2)

OUTSIDE SHOOTING HURTS UT MARTIN IN 87-67 ROAD LOSS AT NORTHERN IOWA

The UT Martin men's basketball team placed four scorers in double figures but the Skyhawks surrendered 16 three-pointers in an 87-67 setback at Northern Iowa.

Parker Stewart registered 22 points for UT Martin, who shot 82.4 percent (14-of-17) from the free throw line. Both Derek Hawthorne, Jr. (18 points, eight rebounds) and Quintin Dove (12 points, nine rebounds) narrowly missed out on double-doubles while Craig Randall II accounted for 11 points. The Skyhawks (2-3) only trailed by six points with 12:44 left to play before the Panthers put the game out of reach.

Northern Iowa connected on 47.1 percent of its three-point tries, knocking down 16 of 34 attempts from beyond the arc. Trae Berhow was responsible for eight treys on his way to a game-high 36 points while AJ Green (14 points), Isaiah Brown (11 points) and Austin Phyfe (11 points, 11 rebounds) also put forth big performances.

GAME 6

	1	2	F
	42	22	64
	36	45	81

Tuesday, Nov. 26
HRH Riviera Maya - Playa del Carmen, Mexico
UTM: 2-4 | GWU: 1-5

HIGH	UTM	GWU
Points:	Stewart (25)	Cornwall (24)
Rebounds:	Hawthorne, Jr. (7)	Perez (11)
Assists:	Randall II/Hawthorne, Jr. (2)	Perez (10)
Blocks:	Thomas (1)	Reid (5)
Steals:	Thomas (3)	5 Tied (1)

SECOND HALF WOES HAMPER SKYHAWKS IN 81-64 SETBACK TO GARDNER-WEBB

The UT Martin men's basketball team could not protect a halftime lead against Gardner-Webb as the Skyhawks fell by an 81-64 margin in the 2019 Cancun Challenge opener held at the Hard Rock Hotel Riviera Maya.

UT Martin led by as many as nine points in the first half before settling for a 42-36 advantage at the break. However, the Skyhawks struggled on both ends in the final 20 minutes – shooting 20 percent (6-of-30) from the field while the Runnin' Bulldogs converted 65.4 percent (17-for-26) of their field goal tries.

Parker Stewart continued his scoring surge as the Union City, Tenn. native piled up a game-high 25 points for UT Martin. He knocked down five 3-pointers and also grabbed six rebounds. Quintin Dove (18 points) and Derek Hawthorne, Jr. (11 points, team-high seven rebounds) also guided the Skyhawks.

Gardner-Webb, who returned 10 players from last season's NCAA Tournament squad, was led in scoring by Jaheem Cornwall's 24 points. Kareem Reid (13 points) and Ludovic Duféal (10 points) also scored in double figures while Jose Perez flirted with a triple-double of nine points, 11 rebounds and 10 assists.



GAME 7

	1	2	F
	41	35	76
	40	33	73

Wednesday, Nov. 27

HRH Riviera Maya - Playa del Carmen, Mexico
UTM: 3-4 | BU: 3-5

HIGH	UTM	BU
Points:	Randall II (25)	Mahoney/Harper (14)
Rebounds:	Dove (7)	Mahoney (9)
Assists:	Randall II (4)	Vilarino/McCoy (3)
Blocks:	Rustin/Aguiar (1)	Whyte (1)
Steals:	4 Tied (1)	Vilarino/Harper (1)

UT MARTIN GRINDS OUT 76-73 VICTORY OVER BOSTON UNIVERSITY TO WRAP UP CANCUN CHALLENGE

For the second time this season, the UT Martin men's basketball squad overcame a double-digit deficit to emerge victorious, as the Skyhawks turned away Boston University, 76-73, in their Cancun Challenge finale.

UT Martin found itself in a 12-point hole in the middle stages of the first half before Craig Randall II took over. Coming off the bench for the first time this season, the senior southpaw scored 20 of his game-high 25 points in the opening half – including 14 points in the final 2:48 before the halftime intermission. Six ties and eight lead changes followed in the second half before the Skyhawks held on for the impressive victory over a Terriers squad that defeated South Carolina earlier this season.

Quintin Dove tossed in 16 of his 20 points in the second half as the senior forward also snared a team-best seven rebounds. Derek Hawthorne, Jr. extended his double-figure scoring streak to seven games, securing 11 points to go along with six rebounds for a UT Martin squad that claimed a 40-28 advantage in points in the paint.

Boston placed four of its starters in double-digits in the scoring column. Max Mahoney and Jonas Harper each tallied 14 points while Alex Vilarino (13) and Walter Whyte (10) also posted solid performances.

GAME 8

	1	2	F
	42	33	75
	42	42	84

Friday, Dec. 6

McGuirk Arena - Mount Pleasant, Mich.
UTM: 3-5 | CMU: 7-2

HIGH	UTM	CMU
Points:	Stewart (22)	Lane (17)
Rebounds:	Dove (8)	DiLeo (7)
Assists:	3 Tied (3)	DiLeo (5)
Blocks:	Polla/Aguiar (1)	None
Steals:	Stewart (2)	Winston (2)

LATE SCORING DROUGHT FOR SKYHAWKS RESULTS IN 84-75 ROAD SETBACK AT CENTRAL MICHIGAN

After controlling a majority of the game at Central Michigan, the UT Martin offense went cold in waning moments of an 84-75 loss to the Chippewas.

The Skyhawks held the nation's leading scoring squad to 11 points under their season scoring average, leading by double-digits during one stretch. The second half got tight as 14 ties and nine lead changes took place in the game before UT Martin led 75-73 with 4:59 to go. However, Central Michigan closed out the game on an 11-0 run from that point forward.

Parker Stewart led the Skyhawks in scoring for the fourth time this season, tossing in 22 points with seven rebounds, three assists and two steals. Derek Hawthorne, Jr. collected 15 points while Craig Randall II (three assists) and Quintin Dove (game-high eight rebounds) each tallied 13 points for UT Martin.

Central Michigan was led by Devontae Lane's 17 points while Kevin McKay (16 points), Dallas Morgan (14) and Travon Broadway, Jr. (10) also scored in double figures. The Chippewas shot 55 percent (11-of-20) from beyond the three-point arc and held a 30-10 advantage in free throw attempts.

GAME 9

	1	2	F
	37	35	72
	48	43	91

Saturday, Dec. 14

Kimmel Arena - Asheville, NC
UTM: 3-6 | UNCA: 5-4

HIGH	UTM	UNCA
Points:	Stewart (21)	Baker (37)
Rebounds:	Stewart (8)	Thorpe (10)
Assists:	Stewart (5)	Stephney (7)
Blocks:	Stewart/Pierce (1)	Lawson (1)
Steals:	Thomas/Riley (1)	Baker (2)

BACKCOURT DUO SHINES BUT UT MARTIN FALLS 91-72 AT UNC ASHEVILLE

The UT Martin men's basketball team received high-scoring games from guards Parker Stewart and Craig Randall II but the Skyhawks could not tame UNC Asheville in a 91-72 nonconference setback at Kimmel Arena.

Stewart collected team-highs in points (21), rebounds (eight) and assists (five) for UT Martin. Randall pumped in 20 points in addition to tying a career-high with seven rebounds for the Skyhawks, who also saw Derek Hawthorne, Jr. notch 10 points to round out the double-digit scorers. UT Martin shot 50.9 percent (29-of-57) from the floor and led by as many as eight points in the opening half before the Bulldogs caught fire.

UNC Asheville was fueled by Devon Baker's 37 points while Tajion Jones scored 21 points. Coty Jude (13 points) and LJ Thorpe (12 points, 10 rebounds) also paced the Bulldogs, who grabbed 18 offensive rebounds on their way to a 44-32 advantage on the glass.



GAME 10

	1	2	F
	30	33	63
	38	53	91

Wednesday, Dec. 18
Toyota Center - Houston, Texas
UTM: 3-7 | BU: 9-1

HIGH	UTM	BU
Points:	Stewart (18)	Butler/Mitchell (19)
Rebounds:	Dove (7)	Thamba (8)
Assists:	Hawthorne, Jr. (3)	Butler (6)
Blocks:	4 Tied (1)	Thamba (4)
Steals:	4 Tied (1)	Mitchell (4)

SKYHAWKS SCRAP BUT SECOND HALF TOO MUCH AGAINST NO. 10 BAYLOR

The UT Martin men's basketball team traded blows with No. 10 Baylor during the first half but the Bears pulled away late in a 91-63 decision in the first-ever Battleground2K19 event.

UT Martin outrebounded the Big 12 Conference opponent by a 40-38 margin, snagging 19 offensive rebounds. The Skyhawks played an inspired first half, trailing by just one point with three minutes to go but Baylor began the second stanza on a 17-7 run and never looked back.

Parker Stewart led UT Martin in scoring for the sixth time this season, generating 18 points thanks in large part to five 3-pointers. Miles Thomas tallied a career-best 17 points (on 7-of-9 shooting) in only 20 minutes off the bench while Quintin Dove contributed 12 points and a team-high seven rebounds.

Baylor placed five scorers in double figures, led by Jared Butler and Davion Mitchell's 19 points apiece. MaCio Teague (12), Mark Vital (11) and Flo Thamba (11) each added double-digit scoring performances for the Bears, who won their eighth consecutive game behind an offense that shot 62.2 percent (23-of-37) in the final 20 minutes.

GAME 11

	1	2	F
	29	43	72
	38	54	92

Sunday, Dec. 29
Elam Center - Martin, Tenn.
UTM: 4-7 | MSJU: 3-7

HIGH	UTM	MSJU
Points:	Stewart (28)	Young (25)
Rebounds:	Dove (11)	Young (7)
Assists:	Stewart (6)	Young (8)
Blocks:	5 Tied (1)	Young (1)
Steals:	Thomas/Hawthorne, Jr. (2)	Young (2)

HIGH-SCORING TRIO CARRIES UT MARTIN TO 92-72 VICTORY OVER MOUNT ST. JOSEPH

The UT Martin trio of Parker Stewart, Quintin Dove and Derek Hawthorne, Jr. combined for 72 points as the Skyhawk men's basketball team raced past Mount St. Joseph by a 92-72 margin at the Kathleen and Tom Elam Center.

Playing at home for the first time since Nov. 9, UT Martin set a season-high in field goal percentage (.569), leading for 38:31 of clock time.

Stewart sank six 3-pointers as part of his game-high 28 points, dishing out a career-best six assists in the process. Dove picked up his fifth double-double (22 points on 10-of-13 shooting, game-high 11 rebounds) of his UT Martin career while Hawthorne tallied a season-high 22 points to go along with six rebounds, five assists and two steals.

Miles Thomas also came up just shy of a double-double (eight points, 10 rebounds) for the Skyhawks, who won the rebounding battle 43-26 and held a 14-2 advantage in fast break points.

Mount St. Joseph, a NCAA Division III school located in Cincinnati, Ohio, was led by Devin Young's 25 points, eight assists and seven rebounds. Reece Thomson (11 points), Avery Paddock (11 points) and Tanner Clos (10 points) also registered double-digit scoring performances for the Lions.

GAME 12

	1	2	F
	33	43	76
	48	41	89

Thursday, Jan. 2
CFSB Center - Murray, Ky.
UTM: 4-8 (0-1) | MSU: 8-5 (1-0)

HIGH	UTM	MSU
Points:	Stewart (33)	Brown (23)
Rebounds:	Hawthorne, Jr. (7)	A. Smith (12)
Assists:	Stewart (4)	Carter, Jr. (4)
Blocks:	Thomas/Rustin (2)	A. Smith (3)
Steals:	Hawthorne, Jr. (3)	Brown (2)

SECOND HALF RALLY STALLS AS SKYHAWKS FALL 89-76 IN BATTLE AT MURRAY STATE

Despite a career-high scoring effort from redshirt sophomore guard Parker Stewart, a UT Martin men's basketball rally came up just short in an 89-76 setback at defending Ohio Valley Conference champion Murray State.

The Skyhawks trailed by as many as 18 points late in the first half but whittled their deficit to single digits with five minutes left to play. UT Martin remained within striking distance (80-72) with 2:11 remaining but the Skyhawks could not get over the hump.

Stewart put on a show during his OVC debut, pouring in a career-best 33 points. The Pittsburgh transfer sank nine shots – including five trifectas – and added a 10-for-10 effort from the free throw line to go along with a game-high four assists.

Quintin Dove scored all of his 14 points in the first half for the Skyhawks, who also received 12 points and a team-best seven rebounds from Derek Hawthorne, Jr. Eman Sertovic pitched in a career-high 11 points off the bench as UT Martin was able to get back in the game behind nine 3-pointers in the second half alone.

Murray State was paced by Tevin Brown's 23 points while Jaiveon Eaves scored 19 points. Anthony Smith tallied a double-double (17 points and 12 rebounds) and KJ Williams rounded out the double-digit scorers with 12 points for the Racers, who were forced into 18 turnovers but shot 55.4 percent (31-of-56) from the floor.

GAME 13

	1	2	F
	35	28	63
	40	42	82

Saturday, Jan. 4
Dunn Center - Clarksville, Tenn.
UTM: 4-9 (0-2) | APSU: 8-7 (2-0)

<u>HIGH</u>	<u>UTM</u>	<u>APSU</u>
Points:	Dove (30)	Taylor (32)
Rebounds:	Dove (12)	Taylor (12)
Assists:	Stewart (7)	Paez (7)
Blocks:	4 Tied (1)	Djurisic (1)
Steals:	3 Tied (1)	Paez (5)

**SHORTHANDED UT MARTIN
GOES COLD IN SECOND HALF IN
82-63 SETBACK AT AUSTIN PEAY**

The UT Martin men's basketball team played a solid first half at Austin Peay but the Skyhawks struggled offensively over the final 20 minutes of an 82-63 loss to the Governors.

UT Martin led by as many as six points in the first half behind a strong effort from Quintin Dove, who had a game-high 18 points on 8-of-8 shooting at the break. However, the Skyhawks were held scoreless over the first 7:33 of the second half and did not score their first field goal until 9:46 on the clock.

Dove finished with a double-double for UT Martin, securing 30 points and 12 rebounds in 37 minutes of play. He sank 12 of his 13 field goal attempts and all six of his free throw tries, nabbing seven offensive rebounds in the process.

Parker Stewart added 11 points and a career-high seven assists to round out the double-digit scorers for the Skyhawks, who were down to nine healthy players because of illness and injuries.

Austin Peay was led by Terry Taylor as the OVC Preseason Player of the Year came away with 32 points and 12 rebounds. Jordyn Adams (13 points) and Pavle Djurisic (11 points) also led the way for the Governors.

GAME 14

	1	2	F
	30	44	74
	41	46	87

Thursday, Jan. 9
Elam Center - Martin, Tenn.
UTM: 5-9 (1-2) | TSU: 10-6 (2-1)

<u>HIGH</u>	<u>UTM</u>	<u>TSU</u>
Points:	Stewart (31)	Marshall, Jr. (25)
Rebounds:	Wooten, Jr. (10)	Washington (9)
Assists:	Stewart/Sertovic (3)	Littlejohn/Washington (4)
Blocks:	Rustin (4)	Washington (3)
Steals:	Hawthorne, Jr. (2)	3 Tied (2)

**SWARMING DEFENSE LIFTS
SKYHAWKS TO FIRST OVC WIN,
87-74 OVER TENNESSEE STATE**

The UT Martin men's basketball team forced 21 turnovers, soaring to an 87-74 triumph over Ohio Valley Conference rival Tennessee State at the Kathleen and Tom Elam Center.

The Skyhawks extended their home winning streak over the Tigers to five games thanks in large part to their defensive intensity. The 21 turnovers and .441 field goal percentage were both season-lows for a UT Martin Division I opponent this season as the Skyhawks held a 28-10 edge in points off turnovers.

Parker Stewart secured a game-high 31 points while Quintin Dove added 22 points for the Skyhawks, who led for 30:30 of clock time. Playing in his first game since Nov. 13, Steve Wooten, Jr. gave UT Martin a huge lift with a double-double of 11 points and 10 rebounds. Eman Sertovic also reached double figures in the scoring column for his second consecutive game, tossing in 11 points while fellow freshman Eric Rustin swatted away a game-high four blocks for the Skyhawks.

Tennessee State was led by 25 points from Carlos Marshall, Jr. The Tigers also saw Shakem Johnson (13 points), Jy'Lan Washington (11 points) and Michael Littlejohn (11 points) record double-digit scoring games.

GAME 15

	1	2	F
	37	48	85
	36	42	78

Saturday, Jan. 11
Elam Center - Martin, Tenn.
UTM: 5-10 (1-3) | BU: 12-5 (3-1)

<u>HIGH</u>	<u>UTM</u>	<u>BU</u>
Points:	Dove (24)	Murphy/Kunkel (19)
Rebounds:	Dove (14)	Muszynski (10)
Assists:	Stewart (5)	Murphy (12)
Blocks:	Rustin (4)	3 Tied (1)
Steals:	Wooten (5)	Murphy (4)

**UT MARTIN PUTS UP
A FIGHT BUT FALLS
85-78 TO BELMONT**

In a game that featured 15 lead changes and seven tie scores, the UT Martin men's basketball team was outlasted by Belmont in an 85-78 Ohio Valley Conference setback.

The Skyhawks trailed by one point at the halftime break but carried a 67-66 lead into the final media timeout of the game. However, the Bruins responded with a 12-2 run over the next 2:44 and UT Martin could not recover.

Quintin Dove accumulated his third double-double in the last five games, tallying game-highs of 24 points and 14 rebounds.

Joining Dove in double-figures scoring was Derek Hawthorne, Jr. (22 points, season-high nine rebounds) and Parker Stewart (21 points, five rebounds, five assists). Steve Wooten, Jr. added a stat line of seven points, nine rebounds and five steals while Eric Rustin swatted away four blocks for the Skyhawks.

The Bruins placed six scorers in double digits, paced by Grayson Murphy's 19 points, 12 assists, eight rebounds and four steals. Adam Kunkel also chipped in 19 points while Nick Muszynski collected a double-double of 12 points and 10 rebounds. Belmont additionally received steady scoring contributions from Tyler Scanlon (14 points), Mitch Listau (11 points) and Caleb Hollander (10 points).



GAME 16

	1	2	F
	43	41	84
	24	38	62

Thursday, Jan. 16
Elam Center - Martin, Tenn.
UTM: 5-11 (1-4) | MSU: 12-5 (5-0)

HIGH	UTM	MSU
Points:	Dove (18)	Brown (20)
Rebounds:	Hawthorne, Jr. (7)	Williams (12)
Assists:	Stewart (4)	Brown (6)
Blocks:	Dove/Stewart (1)	Robinson (3)
Steals:	5 Tied (1)	Brown (2)

SKYHAWKS CANNOT FIND OFFENSIVE RHYTHM IN 84-62 SETBACK TO MURRAY STATE

Despite four starters reaching double figures in the scoring column for the UT Martin men's basketball team, the Skyhawks struggled offensively in an 84-62 loss at the hands of Ohio Valley Conference co-leader Murray State.

UT Martin shot 35.7 percent (20-of-56) from the floor, including a 3-for-18 performance from beyond the three-point arc. As a result, the Skyhawks fell behind 43-24 at the halftime break and could not get any closer than 15 points in the second half.

Quintin Dove led UT Martin in scoring for the fifth time this season, tallying 18 points on the night. Derek Hawthorne, Jr. collected 15 points and a team-high seven rebounds while Parker Stewart (15 points) and Steve Wooten, Jr. (12 points) also helped pace the Skyhawks.

The Racers also placed four scorers in double-digits, led by Tevin Brown's 20-point effort. KJ Williams (14 points, 12 rebounds) snared a double-double off the bench to join Jaiveon Eaves (14 points) and Demond Robinson (10 points) as the top scorers for Murray State.

GAME 17

	1	2	F
	50	42	92
	31	50	81

Saturday, Jan. 18
Elam Center - Martin, Tenn.
UTM: 5-12 (1-5) | APSU: 12-7 (6-0)

HIGH	UTM	APSU
Points:	Hawthorne, Jr. (25)	Adams (31)
Rebounds:	Thomas (6)	Abaev (7)
Assists:	Stewart (5)	Paez (4)
Blocks:	Dove (1)	Taylor (2)
Steals:	Hawthorne, Jr. (3)	Taylor (4)

SECOND HALF SPARK NOT ENOUGH AS UT MARTIN DROPS 92-81 DECISION TO AUSTIN PEAY

The UT Martin men's basketball team closed a 24-point gap to single digits late in the second half of the game against Austin Peay but the Ohio Valley Conference co-leading Governors were able to eke out a 92-81 win at the Kathleen and Tom Elam Center.

Derek Hawthorne, Jr. keyed the Skyhawk comeback, pouring in a career-high 25 points on 10-of-15 shooting. He drained three trifectas to go along with five rebounds, two assists and three steals for UT Martin, who shot 63.3 percent (19-of-30) with nine 3-pointers over the final 20 minutes.

Parker Stewart (22 points, four rebounds, five assists) and Eman Sertovic (all of his career-high 12 points in the second half) scored in double-digits out of the Skyhawk backcourt while Miles Thomas collected 10 points and a team-high six rebounds off the bench for UT Martin.

Austin Peay saw six players score in double figures, led by Jordyn Adams' 31 points. Evan Hinson scored 14 points while the frontcourt duo of Terry Taylor and Eli Abaev both tallied 13 points. Antwan Butler and Alec Woodard chipped in 11 and 10 points, respectively.

GAME 18

	1	2	F
	37	46	83
	57	38	95

Thursday, Jan. 23
Lantz Arena - Charleston, Ill.
UTM: 5-13 (1-6) | EIU: 10-9 (3-4)

HIGH	UTM	EIU
Points:	Dove/Stewart (27)	Wallace (22)
Rebounds:	Dove (8)	Dixon (9)
Assists:	Stewart (4)	Johnson (5)
Blocks:	Thomas (1)	3 Tied (1)
Steals:	Hawthorne, Jr. (4)	M. Smith/S. Smith (3)

SKYHAWKS START ROAD SWING WITH 95-83 SETBACK AT EASTERN ILLINOIS

The UT Martin men's basketball squad made a valiant comeback attempt at Eastern Illinois but the Skyhawks came up short, falling 95-83 in Ohio Valley Conference action.

UT Martin sliced a 26-point first-half deficit to single digits with 8:34 left to play. The Skyhawks went on a 24-9 run behind 10 points from Parker Stewart to make the score 77-68 before the Panthers recovered to claim the home win.

The duo of Stewart and Quintin Dove each supplied game-highs of 27 points for UT Martin. Dove made 10 of his 14 shot attempts while hauling in a team-best eight rebounds, Stewart dished out a team-high four assists and Miles Thomas (13 points, seven rebounds) also enjoyed a solid outing for the Skyhawks in his return to the starting lineup.

Eastern Illinois improved to 6-0 inside Lantz Arena thanks in large part to Josiah Wallace (22 points) and George Dixon (20 points, game-high nine rebounds). Mack Smith also added 17 points and Shareef Smith pitched in 10 points as the Panthers converted 59 percent (23-for-39) of their field goal tries in the opening 20 minutes.

GAME 19

	1	2	F
	33	46	79
	40	36	76

Saturday, Jan. 25
Vadalabene Center - Edwardsville, Ill.
UTM: 6-13 (2-6) | SIUE: 5-16 (2-6)

<u>HIGH</u>	<u>UTM</u>	<u>SIUE</u>
Points:	Dove (18)	Wright (18)
Rebounds:	Hawthorne, Jr. (9)	Wright/Moore (5)
Assists:	Stewart (7)	Williford (5)
Blocks:	None	Wright (1)
Steals:	Stewart (3)	Williford (2)

**UT MARTIN MAKES BIG PLAYS
 LATE IN 79-76 OVC ROAD WIN
 AT SIUE**

The UT Martin men's basketball team answered the challenge, stepping up for its first road Ohio Valley Conference road victory of the season in a 79-76 triumph at SIUE.

The Skyhawks won their fifth consecutive game in the Vadalabene Center thanks to a balanced scoring offense and clutch defensive play down the stretch. UT Martin overcame a seven-point halftime deficit by shooting 60.9 percent (14-of-23) in the second half.

Quintin Dove came off the bench for the first time, compiling a game-high 18 points for the Skyhawks. Freshman Ja'Darius Harris earned the first start of his career and excelled, posting 16 points on a perfect 5-of-5 shooting (3-for-3 from three-point range) and a 3-for-3 effort at the free throw line. He also set career-highs in assists (four) and minutes played (36).

Parker Stewart (16 points, career-high seven assists, three steals), Miles Thomas (14 points, five rebounds, three assists, two steals) and Derek Hawthorne, Jr. (game-high nine rebounds, four assists) also helped carry UT Martin.

SIUE received 18 points out of Shamar Wright while Mike Adewunmi (15 points), Brandon Jackson (14) and Cam Williams (10) also reached double-digits in the scoring column. The Cougars led for 29:31 of clock time but the Skyhawks outrebounded the Cougars by a 31-27 margin and set a season-high in assists against a Division I opponent (20).

GAME 20

	1	2	F
	37	49	86
	57	42	99

Thursday, Jan. 30
McBrayer Arena - Richmond, Ky.
UTM: 6-14 (2-7) | EKU: 10-12 (7-2)

<u>HIGH</u>	<u>UTM</u>	<u>EKU</u>
Points:	Dove (35)	Taylor (27)
Rebounds:	Dove (9)	Moreno (8)
Assists:	Thomas (5)	Cruickshank (6)
Blocks:	Stewart (1)	King (1)
Steals:	Thomas (3)	King (5)

**FIRST HALF TURNOVERS DOOM
 SKYHAWKS IN 99-86 ROAD LOSS
 AT EASTERN KENTUCKY**

Senior forward Quintin Dove equaled a career-high with 35 points but the UT Martin men's basketball team could not shake off a slow start in a 99-86 Ohio Valley Conference setback at Eastern Kentucky.

Dove went 11-for-16 from the floor, making one 3-pointer in addition to a perfect 12-of-12 effort from the free throw line. The Cleveland, Ohio native helped the Skyhawks get within single digits in the latter stages of the game but UT Martin committed 16 first-half turnovers that led to 21 Colonel points.

Parker Stewart (18 points, eight rebounds), Miles Thomas (11 points, eight rebounds, career-high tying five assists and three steals) and Ja'Darius Harris (10 points) also scored in double figures for the Skyhawks, who outrebounded Eastern Kentucky 37-29 and shot 88 percent (22-of-25) from the charity stripe.

The Colonels generated three double-digit scorers, paced by Ty Taylor's 27 points. Jomaru Brown and Tre King also chipped in 22 points apiece for Eastern Kentucky, who shot 51.5 percent (35-of-68) from the field and 95 percent (19-for-20) from the free throw line.

GAME 21

	1	2	F
	31	46	77
	33	52	85

Saturday, Feb. 1
Johnson Arena - Morehead, Ky.
UTM: 6-15 (2-8) | MSU: 11-12 (5-5)

<u>HIGH</u>	<u>UTM</u>	<u>MSU</u>
Points:	Stewart (33)	Walker (22)
Rebounds:	Dove (13)	Walker (7)
Assists:	Stewart/Thomas (2)	Thomas (6)
Blocks:	Rustin (3)	Baker (4)
Steals:	Hawthorne, Jr. (4)	3 Tied (1)

**THREE-MAN SHOW NOT ENOUGH
 AS UT MARTIN FALLS 85-77
 AT MOREHEAD STATE**

The trio of Parker Stewart, Quintin Dove and Derek Hawthorne, Jr. combined to score 97 percent of UT Martin's points but Morehead State claimed an 85-77 win in Ohio Valley Conference men's basketball action.

Stewart tied a career-high with 33 points to go along with eight rebounds while Dove earned the eighth double-double of his Skyhawk career (24 points, 13 rebounds). Hawthorne added 18 points with a career-best four steals for UT Martin, who led for nearly 15 minutes in the first half of a game that featured 10 ties and 10 lead changes.

The Eagles were led by Jordan Walker's 22 points and seven rebounds. Ta'lon Cooper (14 points), Djimon Henson (14) and James Baker (10) also scored in double figures to help Morehead State improve to 10-2 inside Johnson Arena on the season.

GAME 22

	1	2	F
	22	40	62
	44	30	74

Thursday, Feb. 6
Elam Center - Martin, Tenn.
UTM: 7-15 (3-8) | TTU: 5-19 (2-9)

HIGH	UTM	TTU
Points:	Dove (19)	Clay (17)
Rebounds:	Stewart (8)	Sylla (6)
Assists:	Stewart (8)	Clay (6)
Blocks:	4 Tied (1)	Allen (2)
Steals:	3 Tied (1)	Clay (3)

SKYHAWKS TURN UP HEAT DEFENSIVELY TO UPEND TENNESSEE TECH, 74-62

The UT Martin men's basketball team played one of its best defensive games of the season, gliding past Ohio Valley Conference rival Tennessee Tech by a 74-62 margin at the Kathleen and Tom Elam Center.

The Skyhawks led by as many as 31 points, relying on defensive intensity to create some separation on the scoreboard. The 62 points were the fewest by a UT Martin Division I opponent this season while the Skyhawks limited the Golden Eagles to 39.1 percent shooting (25-of-64) and 25.7 percent accuracy from three-point range (9-of-35) – both season-lows by a UT Martin Division I opponent in 2019-20.

Not to be overshadowed, the Skyhawk offense connected on 50 percent (28-for-56) of their field goal tries, recording 21 assists on 28 made baskets. Quintin Dove compiled a team-best 19 points to go along with six rebounds and three assists, leading UT Martin in scoring for the ninth time this season. Parker Stewart flirted with a triple-double (16 points, eight rebounds, career-best eight assists) while Derek Hawthorne, Jr. (16 points, seven rebounds, four assists) and Ja'Darius Harris (10 points) also scored in double figures for the Skyhawks.

Tennessee Tech was keyed by Jr. Clay's 17 points, six assists and three steals. Keishawn Davidson chipped in 13 points for a Golden Eagle squad who never led during the contest.

GAME 23

	1	2	F
	32	43	75
	20	41	61

Saturday, Feb. 8
Elam Center - Martin, Tenn.
UTM: 7-16 (3-9) | JSU: 10-15 (5-7)

HIGH	UTM	JSU
Points:	Stewart (16)	Ware (22)
Rebounds:	Hawthorne, Jr. (10)	Henry (9)
Assists:	Stewart (7)	Cook (6)
Blocks:	3 Tied (1)	3 Tied (1)
Steals:	Hawthorne, Jr. (2)	St. Hilaire (2)

NORMALLY RELIABLE OFFENSE FAILS UT MARTIN IN 75-61 LOSS TO JACKSONVILLE STATE

The UT Martin men's basketball team suffered through one of its worst offensive performances of the season as the Jacksonville State Gamecocks handed the Skyhawks a 75-61 defeat at the Kathleen and Tom Elam Center.

UT Martin was able to place four starters in double figures scoring but shot 36.1 percent (22-of-61) from the floor, including a 9-of-32 effort (28.1 percent) from beyond the three-point arc. That resulted in 61 points for the Skyhawks, which was 16 points below their season scoring average heading into the contest.

Parker Stewart delivered a stat line of 16 points, seven assists and five rebounds for UT Martin. Derek Hawthorne, Jr. snared the second double-double of his Skyhawk career with 13 points and 10 rebounds to go along with four assists and a pair of steals. The frontcourt tandem of Miles Thomas (13 points, eight rebounds) and Quintin Dove (10 points) rounded out UT Martin's double-digit scorers.

Jacksonville State boasted a pair of high scorers in De'Torrior Ware (22 points) and Kayne Henry (20 points). The Gamecocks connected on 63.3 percent (19-for-30) of their field goal tries in the second half on their way to a 44-24 advantage in points in the paint.

GAME 24

	1	2	F
	43	29	72
	33	41	74

Thursday, Feb. 13
Show Me Center - Cape Girardeau, Mo.
UTM: 7-17 (3-10) | SEMO: 6-20 (2-11)

HIGH	UTM	SEMO
Points:	Dove (24)	Hogan (21)
Rebounds:	Dove (6)	Tolbert (9)
Assists:	Thomas/Hawthorne, Jr. (4)	Caldwell/Nicholas (7)
Blocks:	None	3 Tied (1)
Steals:	3 Tied (2)	Tolbert (2)

LEAD SLIPS AWAY AS SKYHAWKS FALL VICTIM TO SOUTHEAST MISSOURI COMEBACK

The UT Martin men's basketball squad led for all but 35 seconds but Southeast Missouri staged a furious comeback attempt to stun the Skyhawks, 74-72 at the Show Me Center.

UT Martin held a 13-point advantage in the first half and led 70-64 after a pair of Eman Sertovic free throws with 42 seconds remaining. The Redhawks answered with a four-point play, three-pointer and layup off a turnover in the span of 12 seconds. Trailing for the first time all game, the Skyhawks got a contested look at a potential game-winning three-pointer with two seconds left but the shot wasn't true.

Quintin Dove scored a game-high 24 points and grabbed a team-high six rebounds for UT Martin before fouling out. Parker Stewart added 15 points while Miles Thomas scored 12 points with five rebounds, four assists and two steals for the Skyhawks, who shot 94.1 percent (16-of-17) from the free throw line.

Southeast Missouri placed four scorers in double figures, led by Skyler Hogan's 21 points. Sage Tolbert (16 points, game-high nine rebounds), Alex Caldwell (14 points, game-best seven assists) and Quatarrius Wilson (12 points) also helped carry the Redhawks down the stretch.

GAME 25

	1	2	OT	F
	31	39	9	79
	35	35	10	80

Saturday, Feb. 15
Elam Center - Martin, Tenn.
 UTM: 8-17 (4-10) | EIU: 12-14 (5-9)

HIGH	UTM	EIU
Points:	Dove (32)	Wallace (20)
Rebounds:	Dove (10)	Skipper-Brown (13)
Assists:	Harris (6)	M. Smith (5)
Blocks:	Rustin (1)	Skipper-Brown (2)
Steals:	Thomas/Sertovic (2)	Wallace (3)

HAWTHORNE NAILS GAME-WINNING BUZZER BEATER AS UTM EARNS 80-79 OVERTIME VICTORY OVER EIU



Senior guard Derek Hawthorne, Jr. swished a pull-up 25-foot three-point jumper just before the final buzzer to lift the UT Martin men's basketball team to an 80-79 overtime victory over Eastern Illinois.

It was a wild finish at the Kathleen and Tom Elam Center as the Skyhawks forced an extra period after being down six points with three minutes to go in regulation. UT Martin also found itself down four points with 1:20 remaining in overtime before Hawthorne's game-winner.

Quintin Dove piled up 32 points and 10 rebounds for the ninth double-double of his two-year UT Martin career. Hawthorne added 18 points, nine rebounds and five assists while Eman Sertovic knocked down four treys on his way to a career-high 14 points, logging the full 45 minutes. Ja'Darius Harris added a career-best six assists and also made a big three-pointer in overtime before Hawthorne's heroics.

Eastern Illinois was led by Josiah Wallace's 20 points while Mack Smith posted 19 points. Jordan Skipper-Brown (14 points, 13 rebounds) and George Dixon (12 points, 10 rebounds) hauled in double-doubles for the Panthers, who were held to 25 percent (6-of-24) from three-point range.

GAME 26

	1	2	F
	22	43	65
	31	47	78

Thursday, Feb. 20
Eblen Center - Cookeville, Tenn.
 UTM: 8-18 (4-11) | TTU: 8-20 (5-10)

HIGH	UTM	TTU
Points:	Thomas (19)	Crosland (15)
Rebounds:	Dove (12)	Sylla (9)
Assists:	Thomas (7)	Clay (7)
Blocks:	Rustin/Dove (1)	Allen/Sylla (1)
Steals:	None	Clay (3)

SKYHAWKS RECEIVE STRONG FRONTCOURT PLAY BUT FALL 78-65 AT TENNESSEE TECH

Miles Thomas led four UT Martin men's basketball players in double figures scoring but the Skyhawks could not find a rhythm in a 78-65 setback at Tennessee Tech.

Thomas, who redshirted the 2016-17 season at Tennessee Tech, went off for career-highs of 19 points and seven assists in his return to the Hooper Eblen Center. The junior from Chattanooga, Tenn. accounted for a game-high scoring total thanks to 6-of-9 shooting (including a pair of three-pointers) and a 5-for-6 effort from the free throw line.

Quintin Dove posted his seventh double-double of the season with 17 points and a game-high 12 rebounds for UT Martin, who also received 13 points out of Derek Hawthorne, Jr. Additionally pitching in a career-best scoring effort was Hannes Polla, as the center from Lahti, Finland notched 10 points on 5-of-6 shooting in 10 minutes off the bench.

Tennessee Tech was led in scoring by Cade Crosland's 15 points off the bench. Jr. Clay (14 points), Tujautae Williams (11) and Keishawn Davidson (10) also reached double-digits in the scoring column for the Golden Eagles, who won for the third time in their last four tries.

GAME 27

	1	2	F
	25	33	58
	36	36	72

Saturday, Feb. 22
Pete Mathews Coliseum - Jacksonville, Ala.
 UTM: 8-19 (4-12) | JSU: 12-17 (7-9)

HIGH	UTM	JSU
Points:	Dove (26)	Cross (20)
Rebounds:	Hawthorne, Jr. (6)	Cross/Hudson (5)
Assists:	Hawthorne, Jr. (5)	St. Hilaire (5)
Blocks:	None	3 Tied (1)
Steals:	4 Tied (1)	Hudson (2)

SENIORS CARRY THE SCORING LOAD BUT UT MARTIN FALLS 72-58 AT JACKSONVILLE STATE

Quintin Dove and Derek Hawthorne, Jr. each went off for high-scoring outings but the UT Martin men's basketball team fell 72-58 at Ohio Valley Conference foe Jacksonville State.

Down two starters in the backcourt because of injuries, the Skyhawks shot 52 percent from the field but were outscored by 22 points at the three-point and free throw lines. UT Martin, who leads the OVC in free throw percentage, attempted a season-low four free throws and was hampered by 16 turnovers.

Dove tallied a game-high 26 points on 12-of-17 shooting, adding five rebounds in the process. Hawthorne collected 20 points to go along with game-highs of six rebounds and five assists for the Skyhawks, who were officially eliminated from OVC Tournament contention with the setback.

Jacksonville State also placed a pair of scorers in double figures as the frontcourt tandem of Jacara Cross (20 points) and Kayne Henry (18 points) led the Gamecocks.

GAME 28

	1	2	F
	50	40	90
	29	46	75

Thursday, Feb. 27

Elam Center - Martin, Tenn.

UTM: 8-20 (4-13) | SIUE: 8-22 (5-12)

HIGH	UTM	SIUE
Points:	Dove (26)	Jackson (21)
Rebounds:	Dove (20)	3 Tied (5)
Assists:	Stewart/Sertovic (2)	Williford (6)
Blocks:	3 Tied (2)	Jackson (2)
Steals:	Hawthorne, Jr. (2)	Adewunmi (2)

SKYHAWKS FALL 90-75 TO SIUE DESPITE HUGE PERFORMANCE OUT OF DOVE

UT Martin senior forward Quintin Dove put on one of the best single-game performances in recent memory but the visiting SIUE Cougars claimed a 90-75 win at the Kathleen and Tom Elam Center.

The momentum was established in the first half as the Skyhawks shot 23.1 percent (9-of-39) and the Cougars made 57.1 percent (20-of-35) of their field goal tries in the opening 20 minutes.

Dove amassed 26 points and a career-best 20 rebounds, becoming just the second Skyhawk to record a 20-20 outing in the school's Division I Era, joining Javier Martinez (22 points, 21 rebounds at Tennessee Tech on Feb. 1, 2017). Dove becomes the 14th Division I player to tally a 20-20 game in 2019-20 and equals George Washington's Arnaldo Toro for the most offensive rebounds (13) in a game this season.

Joining his senior teammate in double figures scoring was Derek Hawthorne, Jr., who pumped in 22 points to go along with nine rebounds, two steals and two blocks for UT Martin.

SIUE accumulated 27 assists on 33 made field goals, placing five scorers in double figures in the scoring column. Brandon Jackson had 21 points while Shamar Wright (13), Zeke Moore (13), Kenyon Duling (11) and Tyresse Williford (10) also provided effective offensive performances.

GAME 29

	1	2	F
	36	42	78
	36	51	87

Saturday, Feb. 29

Elam Center - Martin, Tenn.

UTM: 9-20 (5-13) | SEMO: 7-24 (3-15)

HIGH	UTM	SEMO
Points:	Hawthorne, Jr. (30)	Hogan (19)
Rebounds:	Hawthorne, Jr./Aguiar (9)	Tolbert (11)
Assists:	Thomas (9)	Caldwell (8)
Blocks:	Dove/Polla (1)	None
Steals:	Thomas (2)	3 Tied (1)

UT MARTIN WRAPS UP SEASON WITH 87-78 SENIOR DAY VICTORY OVER SOUTHEAST MISSOURI

It was only fitting that the two seniors sent UT Martin out on a winning note in the 2019-20 season finale as the Skyhawks dialed up an 87-78 triumph over Southeast Missouri in Ohio Valley Conference men's basketball action.

After an emotional Senior Day ceremony before tipoff, UT Martin's Derek Hawthorne, Jr. and Quintin Dove stole the show. Hawthorne went off for a career-best 30 points in addition to nine rebounds and four assists while Dove poured in 27 points despite playing a majority of the game in foul trouble.

Eman Sertovic (nine points, career-best eight rebounds) and Miles Thomas (eight points, career-high nine assists) narrowly missed double-doubles for UT Martin. Isaac Aguiar also tallied a career-best nine rebounds to tie for the team lead, logging a career-high 30 minutes in the process for the Skyhawks, who set a season-high in field goal percentage (.545) against a Division I opponent.

Southeast Missouri was led by Skyler Hogan's 19 points while Sage Tolbert posted a double-double with 14 points and 11 rebounds. Alex Caldwell (13 points, eight assists) and Isaiah Gable (11 points) additionally paced the Redhawks.

UTM'S RECORD WHEN...

Playing at home	6-6
Playing on the road	2-12
Playing at a neutral site	1-2
Playing day games	4-8
Playing night games	4-11
Playing in November	3-4
Playing in December	1-3
Playing in January	2-7
Playing in February	3-6
Playing on a Monday	0-0
Playing on a Tuesday	1-2
Playing on a Wednesday	2-1
Playing on a Thursday	2-7
Playing on a Friday	0-1
Playing on a Saturday	3-9
Playing on a Sunday	1-0
Playing in overtime	1-0
Playing in double overtime	0-0
Playing in triple overtime	0-0
Leading at halftime	6-3
Trailing at halftime	2-16
Tied at halftime	1-1
Game is decided by single digits	5-4
Game is decided by double digits	4-16
Leading with 5 minutes left in 2nd half	6-1
Trailing with 5 minutes left in 2nd half	3-18
Tied with 5 minutes left in 2nd half	0-1
Leading with 2 minutes left in 2nd half	7-1
Trailing with 2 minutes left in 2nd half	1-19
Tied with 2 minutes left in 2nd half	1-0
Scoring less than 60 points	0-1
Scoring 60-69 points	0-8
Scoring 70-79 points	3-8
Scoring 80 or more points	6-3
Shooting under 40 percent	0-7
Shooting 40-50 percent	4-10
Shooting over 50 percent	5-3
Opponent shoots under 40 percent	2-0
Opponent shoots 40-50 percent	6-8
Opponent shoots over 50 percent	1-12
Making more 3-pointers	3-2
Opponent makes more/same 3-pointers	6-18
Shooting more free throws	7-11
Opponent shoots more/same free throws	2-9
Outrebounding opponent	6-5
Getting outrebounded/same amount	3-15
Forcing more turnovers than committing	5-6
Committing more/same turnovers	4-14



UT Martin - TEAM GAME HIGHS

POINTS	106	ST. LOUIS COLLEGE OF PHARMACY (11/05/19)
	98	at Western Illinois (11/13/19)
	92	MOUNT ST. JOSEPH (12/29/19)
	87	SOUTHEAST MISSOURI (02/29/20)
	87	TENNESSEE STATE (01/09/20)
FIELD GOALS MADE	40	ST. LOUIS COLLEGE OF PHARMACY (11/05/19)
	37	MOUNT ST. JOSEPH (12/29/19)
FIELD GOAL ATTEMPTS	71	at Western Illinois (11/13/19)
	71	ST. LOUIS COLLEGE OF PHARMACY (11/05/19)
FIELD GOAL PERCENTAGE	.569 (37-65)	MOUNT ST. JOSEPH (12/29/19)
	.563 (40-71)	ST. LOUIS COLLEGE OF PHARMACY (11/05/19)
3 PT FIELD GOALS MADE	13	EASTERN ILLINOIS (02/15/20)
	12	AUSTIN PEAY (01/18/20)
	12	at Wichita State (11/16/19)
3 PT FG ATTEMPTS	32	JACKSONVILLE STATE (02/08/20)
	31	vs Gardner-Webb (11/26/19)
	31	at Wichita State (11/16/19)
3 PT FG PERCENTAGE	.522 (12-23)	AUSTIN PEAY (01/18/20)
	.500 (13-26)	EASTERN ILLINOIS (02/15/20)
FREE THROWS MADE	25	at Eastern Illinois (01/23/20)
	23	TENNESSEE STATE (01/09/20)
FREE THROW ATTEMPTS	31	TENNESSEE STATE (01/09/20)
	30	SOUTHEAST MISSOURI (02/29/20)
	30	at Eastern Illinois (01/23/20)
FREE THROW PERCENTAGE	.941 (16-17)	at Southeast Missouri (02/13/20)
	.880 (22-25)	at Eastern Kentucky (01/30/20)
REBOUNDS	49	SIUE (02/27/20)
	45	at Western Illinois (11/13/19)
ASSISTS	27	ST. LOUIS COLLEGE OF PHARMACY (11/05/19)
	21	TENNESSEE TECH (02/06/20)
STEALS	14	ST. LOUIS COLLEGE OF PHARMACY (11/05/19)
	8	at Southeast Missouri (02/13/20)
	8	at Morehead State (02/01/20)
	8	BELMONT (01/11/20)
BLOCKED SHOTS	10	ST. LOUIS COLLEGE OF PHARMACY (11/05/19)
	7	SIUE (02/27/20)
TURNOVERS	21	at Eastern Kentucky (01/30/20)
	19	vs #10 Baylor (12/18/19)
FOULS	25	at Morehead State (02/01/20)
	23	at Murray State (01/02/20)



Opponent - GAME HIGHS

POINTS	103	at Wichita State (11/16/19)
	99	at Eastern Kentucky (01/30/20)
	95	at Eastern Illinois (01/23/20)
	92	AUSTIN PEAY (01/18/20)
	92	ETSU (11/09/19)
FIELD GOALS MADE	40	at Wichita State (11/16/19)
	39	vs #10 Baylor (12/18/19)
FIELD GOAL ATTEMPTS	75	at UNC Asheville (12/14/19)
	71	at Wichita State (11/16/19)
	71	at Western Illinois (11/13/19)
FIELD GOAL PERCENTAGE	.625 (35-56)	ETSU (11/09/19)
	.593 (32-54)	at Northern Iowa (11/19/19)
3 PT FIELD GOALS MADE	16	at Northern Iowa (11/19/19)
	15	at Wichita State (11/16/19)
3 PT FG ATTEMPTS	36	at Tennessee Tech (02/20/20)
	35	TENNESSEE TECH (02/06/20)
3 PT FG PERCENTAGE	.667 (10-15)	at Murray State (01/02/20)
	.591 (13-22)	vs Gardner-Webb (11/26/19)
FREE THROWS MADE	25	at Central Michigan (12/06/19)
	21	AUSTIN PEAY (01/18/20)
FREE THROW ATTEMPTS	32	at Morehead State (02/01/20)
	30	at Murray State (01/02/20)
	30	at Central Michigan (12/06/19)
FREE THROW PERCENTAGE	1.000 (9-9)	at SIUE (01/25/20)
	.950 (19-20)	at Eastern Kentucky (01/30/20)
REBOUNDS	48	MURRAY STATE (01/16/20)
	44	at UNC Asheville (12/14/19)
ASSISTS	29	at Wichita State (11/16/19)
	27	SIUE (02/27/20)
STEALS	15	at Eastern Kentucky (01/30/20)
	13	vs #10 Baylor (12/18/19)
BLOCKED SHOTS	8	at Morehead State (02/01/20)
	7	vs #10 Baylor (12/18/19)
	7	ETSU (11/09/19)
TURNOVERS	31	ST. LOUIS COLLEGE OF PHARMACY (11/05/19)
	21	TENNESSEE STATE (01/09/20)
FOULS	27	TENNESSEE STATE (01/09/20)
	26	at Murray State (01/02/20)



UT Martin - GAME LOWS

POINTS	58	at Jacksonville State (02/22/20)
	61	JACKSONVILLE STATE (02/08/20)
	62	at Wichita State (11/16/19)
	62	MURRAY STATE (01/16/20)
	63	vs #10 Baylor (12/18/19)
	63	at Austin Peay (01/04/20)
FIELD GOALS MADE	20	MURRAY STATE (01/16/20)
	21	vs Gardner-Webb (11/26/19)
	21	vs #10 Baylor (12/18/19)
FIELD GOAL ATTEMPTS	47	at Austin Peay (01/04/20)
	50	at Jacksonville State (02/22/20)
FIELD GOAL PERCENTAGE	.350 (21-60)	vs #10 Baylor (12/18/19)
	.356 (21-59)	vs Gardner-Webb (11/26/19)
3 PT FIELD GOALS MADE	3	at Austin Peay (01/04/20)
	3	MURRAY STATE (01/16/20)
3 PT FG ATTEMPTS	12	at UNC Asheville (12/14/19)
	15	at Austin Peay (01/04/20)
	15	at Jacksonville State (02/22/20)
3 PT FG PERCENTAGE	.167 (3-18)	MURRAY STATE (01/16/20)
	.200 (3-15)	at Austin Peay (01/04/20)
	.200 (5-25)	SIUE (02/27/20)
FREE THROWS MADE	2	at Jacksonville State (02/22/20)
	6	at Wichita State (11/16/19)
FREE THROW ATTEMPTS	4	at Jacksonville State (02/22/20)
	8	AUSTIN PEAY (01/18/20)
FREE THROW PERCENTAGE	.500 (2-4)	at Jacksonville State (02/22/20)
	.500 (10-20)	at UNC Asheville (12/14/19)
REBOUNDS	22	at Jacksonville State (02/22/20)
	25	at Northern Iowa (11/19/19)
	25	AUSTIN PEAY (01/18/20)
ASSISTS	5	at Morehead State (02/01/20)
	6	at Western Illinois (11/13/19)
	6	at Northern Iowa (11/19/19)
	6	SIUE (02/27/20)
STEALS	0	at Tennessee Tech (02/20/20)
	2	at UNC Asheville (12/14/19)
BLOCKED SHOTS	0	at Northern Iowa (11/19/19)
	0	at SIUE (01/25/20)
	0	at Southeast Missouri (02/13/20)
	0	at Jacksonville State (02/22/20)
TURNOVERS	5	at Western Illinois (11/13/19)
	7	vs Boston University (11/27/19)
FOULS	8	MOUNT ST. JOSEPH (12/29/19)
	8	TENNESSEE TECH (02/06/20)



Opponent - GAME LOWS

POINTS	48	ST. LOUIS COLLEGE OF PHARMACY (11/05/19)
	62	TENNESSEE TECH (02/06/20)
	72	MOUNT ST. JOSEPH (12/29/19)
	72	at Jacksonville State (02/22/20)
	73	vs Boston University (11/27/19)
FIELD GOALS MADE	18	ST. LOUIS COLLEGE OF PHARMACY (11/05/19)
	24	at Central Michigan (12/06/19)
	24	at Southeast Missouri (02/13/20)
FIELD GOAL ATTEMPTS	50	at Central Michigan (12/06/19)
	52	vs Gardner-Webb (11/26/19)
FIELD GOAL PERCENTAGE	.290 (18-62)	ST. LOUIS COLLEGE OF PHARMACY (11/05/19)
	.391 (25-64)	TENNESSEE TECH (02/06/20)
3 PT FIELD GOALS MADE	6	EASTERN ILLINOIS (02/15/20)
	7	at Austin Peay (01/04/20)
	7	JACKSONVILLE STATE (02/08/20)
3 PT FG ATTEMPTS	15	at Murray State (01/02/20)
	18	at Morehead State (02/01/20)
3 PT FG PERCENTAGE	.250 (6-24)	EASTERN ILLINOIS (02/15/20)
	.257 (9-35)	TENNESSEE TECH (02/06/20)
FREE THROWS MADE	2	MOUNT ST. JOSEPH (12/29/19)
	2	JACKSONVILLE STATE (02/08/20)
FREE THROW ATTEMPTS	4	TENNESSEE TECH (02/06/20)
	5	JACKSONVILLE STATE (02/08/20)
FREE THROW PERCENTAGE	.333 (2-6)	MOUNT ST. JOSEPH (12/29/19)
	.400 (2-5)	JACKSONVILLE STATE (02/08/20)
	.400 (4-10)	ST. LOUIS COLLEGE OF PHARMACY (11/05/19)
REBOUNDS	26	MOUNT ST. JOSEPH (12/29/19)
	27	at SIUE (01/25/20)
ASSISTS	10	ST. LOUIS COLLEGE OF PHARMACY (11/05/19)
	13	at Western Illinois (11/13/19)
STEALS	2	vs Boston University (11/27/19)
	3	at Western Illinois (11/13/19)
	3	at Northern Iowa (11/19/19)
	3	at Murray State (01/02/20)
	3	at Morehead State (02/01/20)
	3	SOUTHEAST MISSOURI (02/29/20)
BLOCKED SHOTS	0	at Central Michigan (12/06/19)
	0	SOUTHEAST MISSOURI (02/29/20)
TURNOVERS	4	at Western Illinois (11/13/19)
	7	at UNC Asheville (12/14/19)
	7	at Tennessee Tech (02/20/20)
FOULS	9	at Jacksonville State (02/22/20)
	10	at Central Michigan (12/06/19)
	10	EASTERN ILLINOIS (02/15/20)
	10	at Tennessee Tech (02/20/20)



UT Martin - INDIVIDUAL GAME HIGHS

Points	35	DOVE, Quintin at Eastern Kentucky (01/30/20)
	33	STEWART, Parker at Morehead State (02/01/20)
	33	STEWART, Parker at Murray State (01/02/20)
	32	DOVE, Quintin vs Eastern Illinois (02/15/20)
	32	STEWART, Parker at Western Illinois (11/13/19)
Field Goals Made	12	DOVE, Quintin at Jacksonville State (02/22/20)
	12	DOVE, Quintin vs Eastern Illinois (02/15/20)
	12	DOVE, Quintin at Austin Peay (01/04/20)
Field Goal Att.	24	DOVE, Quintin vs SIUE (02/27/20)
	24	STEWART, Parker at Western Illinois (11/13/19)
	24	RANDALL II, Craig vs ETSU (11/09/19)
FG Pct (min 5 made)	1.000 (5-5)	HARRIS, Ja'Darius at SIUE (01/25/20)
	.923 (12-13)	DOVE, Quintin at Austin Peay (01/04/20)
3-Point FG Made	6	STEWART, Parker vs Mount St. Joseph (12/29/19)
	6	STEWART, Parker at Western Illinois (11/13/19)
3-Point FG Att.	12	STEWART, Parker at Murray State (01/02/20)
	12	STEWART, Parker vs #10 Baylor (12/18/19)
	12	STEWART, Parker at Western Illinois (11/13/19)
3-Pt FG Pct (min 3 made)	1.000 (3-3)	HARRIS, Ja'Darius at SIUE (01/25/20)
	1.000 (3-3)	SERTOVIC, Eman vs ETSU (11/09/19)
Free Throws Made	12	DOVE, Quintin at Eastern Kentucky (01/30/20)
	11	DOVE, Quintin at Morehead State (02/01/20)
Free Throw Att.	15	DOVE, Quintin at Morehead State (02/01/20)
	14	DOVE, Quintin vs Southeast Missouri (02/29/20)
FT Pct (min 6 made)	1.000 (12-12)	DOVE, Quintin at Eastern Kentucky (01/30/20)
	1.000 (10-10)	STEWART, Parker at Murray State (01/02/20)
	1.000 (8-8)	DOVE, Quintin vs Tennessee State (01/09/20)
	1.000 (7-7)	DOVE, Quintin at Southeast Missouri (02/13/20)
	1.000 (7-7)	STEWART, Parker vs Murray State (01/16/20)
	1.000 (6-6)	HAWTHORNE, JR., Dere vs Belmont (01/11/20)
	1.000 (6-6)	DOVE, Quintin at Austin Peay (01/04/20)
Rebounds	20	DOVE, Quintin vs SIUE (02/27/20)
	14	DOVE, Quintin vs Belmont (01/11/20)
Assists	9	THOMAS, Miles vs Southeast Missouri (02/29/20)
	8	STEWART, Parker vs Tennessee Tech (02/06/20)
Steals	5	WOOTEN, JR., Steve vs Belmont (01/11/20)
	4	HAWTHORNE, JR., Dere at Morehead State (02/01/20)
	4	HAWTHORNE, JR., Dere at Eastern Illinois (01/23/20)
	4	STEWART, Parker vs St. Louis College of Pharmacy (11/05/19)
Blocked Shots	8	RUSTIN, Eric vs St. Louis College of Pharmacy (11/05/19)
	4	RUSTIN, Eric vs Belmont (01/11/20)
	4	RUSTIN, Eric vs Tennessee State (01/09/20)



OPPONENT INDIVIDUAL GAME HIGHS

Points	37		DeVon Baker at UNC Asheville (12/14/19)
	36		Trae Berhow at Northern Iowa (11/19/19)
	32		Terry Taylor at Austin Peay (01/04/20)
	31		Jordyn Adams vs Austin Peay (01/18/20)
	28		Kobe Webster at Western Illinois (11/13/19)
Field Goals Made	15		DeVon Baker at UNC Asheville (12/14/19)
	14		Terry Taylor at Austin Peay (01/04/20)
Field Goal Att.	24		Devin Young vs Mount St. Joseph (12/29/19)
	21		DeVon Baker at UNC Asheville (12/14/19)
FG Pct (min 5 made)	1.000	(5-5)	DIXON, George vs Eastern Illinois (02/15/20)
	1.000	(5-5)	TOLBERT, Sage at Southeast Missouri (02/13/20)
	1.000	(5-5)	Mike Adewunmi at SIUE (01/25/20)
	1.000	(5-5)	Austin Phyfe at Northern Iowa (11/19/19)
3-Point FG Made	8		Trae Berhow at Northern Iowa (11/19/19)
	7		Jordyn Adams vs Austin Peay (01/18/20)
	7		Jaheam Cornwall vs Gardner-Webb (11/26/19)
	7		Patrick Good vs ETSU (11/09/19)
3-Point FG Att.	12		Jordyn Adams vs Austin Peay (01/18/20)
	11		Cade Crosland at Tennessee Tech (02/20/20)
	11		SMITH, Mack vs Eastern Illinois (02/15/20)
	11		HOGAN, Skyler at Southeast Missouri (02/13/20)
	11		Trae Berhow at Northern Iowa (11/19/19)
3-Pt FG Pct (min 3 made)	1.000	(4-4)	WALLACE, Josiah at Eastern Illinois (01/23/20)
	1.000	(4-4)	Jaiveon Eaves at Murray State (01/02/20)
	1.000	(3-3)	Mike Adewunmi at SIUE (01/25/20)
Free Throws Made	8		Devontae Lane at Central Michigan (12/06/19)
	7		Jr. Clay at Tennessee Tech (02/20/20)
	7		Anthony Smith at Murray State (01/02/20)
Free Throw Att.	13		Anthony Smith at Murray State (01/02/20)
	9		BAKER, James at Morehead State (02/01/20)
	9		Emmanuel Egbuta vs Tennessee State (01/09/20)
	9		Max Mahoney vs Boston University (11/27/19)
FT Pct (min 6 made)	1.000	(8-8)	Devontae Lane at Central Michigan (12/06/19)
	1.000	(6-6)	TOLBERT, Sage at Southeast Missouri (02/13/20)
	1.000	(6-6)	Jordyn Adams vs Austin Peay (01/18/20)
	1.000	(6-6)	Nick Muszynski vs Belmont (01/11/20)
Rebounds	13		SKIPPER-BROWN, Jordan vs Eastern Illinois (02/15/20)
	12		KJ Williams vs Murray State (01/16/20)
	12		Terry Taylor at Austin Peay (01/04/20)
	12		Anthony Smith at Murray State (01/02/20)
Assists	12		Grayson Murphy vs Belmont (01/11/20)
	10		Jose Perez vs Gardner-Webb (11/26/19)
Steals	5		KING, Tre at Eastern Kentucky (01/30/20)
	5		Carlos Paez at Austin Peay (01/04/20)
Blocked Shots	5		Kareem Reid vs Gardner-Webb (11/26/19)
	4		BAKER, James at Morehead State (02/01/20)
	4		Thamba, Flo vs #10 Baylor (12/18/19)



Quintin Dove tallied All-OVC first team honors, leading the OVC in scoring (22.3 ppg) in league play.



Parker Stewart nabbed All-OVC second team and OVC All-Newcomer accolades.



Derek Hawthorne, Jr. hit a pull-up game-winning 3-pointer at the overtime buzzer vs. Eastern Illinois.



Eman Sertovic claimed a starting role as a freshman, shooting 92.9 percent from the free throw line.



Eric Rustin swatted eight shots in his collegiate debut, which were the most by any OVC player in 2019-20.



Quintin Dove (left) and Derek Hawthorne, Jr. (right) join head coach Anthony Stewart (middle) on Senior Day. The senior duo combined for 57 points to lead UT Martin to a 87-78 win over Southeast Missouri.



UT Martin played No. 10 Baylor on ESPN2 in the inaugural Battleground2k19 event at the home of the Houston Rockets.



The Skyhawks gather for a quick team photo just off the Gulf of Mexico shores before attending a banquet on the eve of their first game in the Cancun Challenge. The event, which took place on Nov. 26-27 in Playa del Carmen, Mexico, marked the first time that UT Martin had played outside of the United States in school history.

SECTION V



HISTORY AND RECORDS



SEASON / CAREER RECORDS

INDIVIDUAL SEASON

POINTS

1. 880	Lester Hudson	2008-09
2. 847	Lester Hudson	2007-08
3. 664	Mike Meschede	1987-88
4. 625	Marcus Glass	1985-86
5. 616	Michael Hart	1995-96
6. 586	Quintin Dove	2019-20
7. 573	Jerry Davis	1982-83
8. 566	Jacolby Mobley	2016-17
9. 565	Marquis Weddle	2007-08
10. 546	Mitch Stentiford	1983-84

FIELD GOALS MADE

1. 313	Lester Hudson	2008-09
2. 291	Lester Hudson	2007-08
3. 246	Michael Hart	1995-96
4. 235	Marcus Glass	1985-86
5. 227	Jerry Davis	1982-83
t6. 214	Mitch Stentiford	1983-84
t6. 214	Gus Rudolph	1982-83
t8. 213	Quintin Dove	2019-20
t8. 213	Larry Carter	1976-77
t8. 213	Don McDonald	1969-70

FIELD GOALS ATTEMPTED

1. 697	Lester Hudson	2008-09
2. 627	Lester Hudson	2007-08
3. 506	Marcus Glass	1985-86
4. 487	Marquis Weddle	2007-08
5. 469	Mike Meschede	1987-88
6. 456	Don McDonald	1969-70
7. 450	Matthew Butler	2017-18
8. 449	Mitch Stentiford	1983-84
9. 448	Mike Liabo	2011-12
10. 436	Michael Hart	1995-96

3-POINT FIELD GOALS MADE

1. 124	Lester Hudson	2007-08
2. 106	Lester Hudson	2008-09
3. 99	Marquis Weddle	2007-08
4. 98	Earl Bullock	2002-03
5. 95	Jacolby Mobley	2016-17
t6. 94	Alex Anderson	2015-16
t6. 94	Alex Anderson	2014-15
9. 92	Mike Meschede	1987-88
9. 92	Marquis Weddle	2008-09
10. 91	DeWayne Powell	1995-96

3-POINT FIELD GOALS ATTEMPTED

1. 320	Lester Hudson	2007-08
2. 299	Lester Hudson	2008-09
3. 294	Marquis Weddle	2007-08
4. 278	Earl Bullock	2002-03
5. 273	Marquis Weddle	2008-09
6. 261	Alex Anderson	2015-16
7. 259	Jacolby Mobley	2016-17
8. 258	Matthew Butler	2017-18
9. 251	DeWayne Powell	1995-96
t10. 223	Mike Liabo	2011-12
t10. 223	Mike Meschede	1987-88

FREE THROWS MADE

1. 150	Marcus Glass	1985-86
2. 148	Lester Hudson	2008-09
3. 147	Mike Meschede	1987-88
4. 145	Myles Taylor	2012-13
t5. 141	Jared Newson	2004-05
t5. 141	Lester Hudson	2007-08

7. 140	Quintin Dove	2019-20
8. 134	Benzor Simmons	2010-11
t9. 133	Twymond Howard	2015-16
t9. 133	Jeremy Kelly	2005-06

FREE THROWS ATTEMPTED

1. 210	Marcus Glass	1985-86
2. 194	Myles Taylor	2012-13
3. 190	Jared Newson	2004-05
4. 188	Tim Britt	1991-92
t5. 182	Mike Meschede	1987-88
t5. 182	Jared Newson	2005-06
7. 180	Twymond Howard	2015-16
8. 179	Quintin Dove	2019-20
9. 176	Jerry Davis	1982-83
10. 173	Jeremy Kelly	2005-06

REBOUNDS

1. 320	Marcus Glass	1985-86
2. 315	Gus Rudolph	1982-83
3. 313	Mike Rudolphi	1968-69
t4. 305	Darrell Smith	1980-81
t4. 305	Mike Rudolphi	1969-70
6. 291	Fred Sanders	1972-73
7. 267	Roy Cotton	1987-88
8. 266	Javier Martinez	2016-17
9. 262	Darrell Smith	1981-82
10. 259	Lester Hudson	2007-08

ASSISTS

1. 209	Larry Martin	1982-83
t2. 160	Eric Rivers	1985-86
t2. 160	Larry Martin	1981-82
4. 159	Kyle Herrin	1984-85
5. 158	Delrico Lane	2008-09
6. 155	Jair Peralta	2001-02
7. 153	Deville Smith	2014-15
t8. 148	Ryan Owens	1995-96
t8. 148	Lester Hudson	2007-08
10. 146	Tyler George	2003-04

BLOCKS

1. 78	Jack Bendure	1969-70
2. 74	Jeremy Sargent	2001-02
3. 66	Jack Bendure	1970-71
t4. 52	Ryan DeMichael	1997-98
t4. 52	Jeremy Sargent	2000-01
6. 50	Roy Cotton	1987-88
7. 49	Ryan DeMichael	1998-99
t8. 39	Jack Bendure	1971-72
t8. 39	Fred Sanders	1971-72
t10. 38	Chandler Rowe	2016-17
t10. 38	Roy Cotton	1986-87
t10. 38	Marcus Glass	1985-86
t10. 38	Fred Sanders	1972-73

STEALS

1. 94	Lester Hudson	2007-08
2. 75	Lester Hudson	2008-09
t3. 74	William McFadden	1996-97
t3. 74	Andrae Betts	1999-00
5. 73	Larry Martin	1981-82
6. 72	Delrico Lane	2008-09
7. 69	DeWayne Powell	1993-94
8. 68	DeWayne Powell	1994-95
9. 65	DeWayne Powell	1992-93
10. 61	DeWayne Powell	1995-96

INDIVIDUAL CAREER

POINTS

1. 1734	Myles Taylor	2011-16
2. 1729	Mike Meschede	1984-88
3. 1727	Lester Hudson	2007-09
4. 1626	DeWayne Powell	1992-96
5. 1523	Mike Liabo	2010-14
6. 1347	Jared Newson	2003-06
7. 1332	Mitch Stentiford	1981-84
8. 1304	Marquis Weddle	2007-10
9. 1213	Jeremy Kelly	2001-06
10. 1130	Benzor Simmons	2007-11

FIELD GOALS MADE

1. 604	Lester Hudson	2007-09
2. 588	Myles Taylor	2011-16
3. 575	Mike Meschede	1984-88
4. 529	Mike Liabo	2010-14
5. 525	Mitch Stentiford	1981-84
6. 522	DeWayne Powell	1992-96
7. 458	Marquis Weddle	2007-10
8. 452	Jared Newson	2003-06
9. 443	Michael Hart	1994-96
10. 432	Don Hubbard	1978-82

FIELD GOALS ATTEMPTED

1. 1421	Mike Liabo	2010-14
2. 1324	Lester Hudson	2007-09
3. 1272	Mike Meschede	1984-88
4. 1206	DeWayne Powell	1992-96
5. 1186	Marquis Weddle	2007-10
6. 1128	Myles Taylor	2011-16
7. 1054	Mitch Stentiford	1981-84
8. 1016	Jared Newson	2003-06
9. 1003	Jeremy Kelly	2001-06
10. 913	Don Hubbard	1978-82

3-POINT FIELD GOALS MADE

1. 302	DeWayne Powell	1992-96
2. 246	Mike Liabo	2010-14
3. 239	Marquis Weddle	2007-10
4. 230	Lester Hudson	2007-09
5. 188	Alex Anderson	2014-16
6. 172	Matthew Butler	2016-18
7. 160	Jacolby Mobley	2015-17
8. 152	Earl Bullock	2002-05
9. 147	Demarko Wright	1993-97
10. 144	Mike Meschede	1984-88

3-POINT FIELD GOALS ATTEMPTED

1. 763	DeWayne Powell	1992-96
2. 723	Mike Liabo	2010-14
3. 704	Marquis Weddle	2007-10
4. 619	Lester Hudson	2007-09
5. 477	Matthew Butler	2016-18
6. 470	Earl Bullock	2002-05
7. 457	Alex Anderson	2014-16
8. 448	Jacolby Mobley	2015-17
9. 423	Jeremy Kelly	2001-06
10. 368	Demarko Wright	1993-97

FREE THROWS MADE

1. 534	Myles Taylor	2011-16
2. 415	Mike Meschede	1984-88
3. 378	Jared Newson	2003-06
4. 341	Benzor Simmons	2007-11
5. 292	Terence Smith	2010-14

6. 289	Lester Hudson	2007-09
7. 284	Cleve Woodfork	2003-07
8. 282	Mitch Stentiford	1981-84
9. 280	DeWayne Powell	1992-96
10. 263	Don Hubbard	1978-82

FREE THROWS ATTEMPTED

1. 705	Myles Taylor	2011-16
2. 526	Jared Newson	2003-06
3. 510	Mike Meschede	1984-88
4. 420	Benzor Simmons	2007-11
5. 412	Cleve Woodfork	2003-07
6. 378	Jeremy Kelly	2001-06
7. 361	Terence Smith	2010-14
t8. 348	Tim Britt	1991-93
t8. 348	Don Hubbard	1978-82
10. 344	Mitch Stentiford	1981-84

REBOUNDS

1. 794	Mike Rudolphi	1967-70
2. 765	Myles Taylor	2011-16
3. 649	Ryan DeMichael	1995-00
4. 592	Will Lewis	2003-07
5. 567	Darrell Smith	1980-82
6. 564	Marcus Glass	1984-86
7. 545	Cleve Woodfork	2003-07
8. 535	Jared Newson	2003-06
9. 513	Lester Hudson	2007-09
10. 512	Javier Martinez	2013-17

ASSISTS

1. 424	Kyle Herrin	1983-87
2. 369	Larry Martin	1981-83
3. 359	Jeremy Kelly	2001-06
4. 339	Arthur Boykin	1972-75
5. 330	DeWayne Powell	1992-96
6. 287	Terry Pearcy	1974-78
7. 283	Lester Hudson	2007-09
8. 260	Andrae Betts	1998-00
9. 257	Mike Meschede	1984-88
10. 247	Mike Liabo	2010-14

BLOCKS

1. 183	Jack Bendure	1969-72
2. 126	Jeremy Sargent	2000-02
t2. 126	Ryan DeMichael	1995-99
4. 88	Roy Cotton	1986-88
5. 84	Myles Taylor	2011-16
6. 77	Fred Sanders	1971-73
7. 70	Marcus Glass	1984-86
8. 64	Will Lewis	2003-07
9. 60	Kenan Asceric	2000-04
10. 58	Jailen Gill	2017-19

STEALS

1. 263	DeWayne Powell	1992-96
2. 175	Jeremy Kelly	2001-06
3. 169	Lester Hudson	2007-09
4. 154	Mike Meschede	1984-88
5. 132	Andrae Betts	1998-00
6. 131	Larry Martin	1981-83
7. 128	Jared Newson	2003-06
8. 120	Marcus Washington	1988-92
9. 117	Jon Roos	1999-03
10. 116	Reuben Clayton	2008-11



SEASON / CAREER / GAME RECORDS

TEAM GAME RECORDS

- **Most Points:** 129 vs. Miles (12-17-86)
- **Most Field Goals Made:** 51 vs. Lambuth (11-22-82); vs. Union (2-27-73)
- **Most Field Goals Attempted:** 98 vs. North Central (12-3-80)
- **Best Field Goal Percentage:** .672 (41-of-61) vs. Tennessee State (1-11-03)
- **Most 3-Point Field Goals Made:** 16 at Northwestern State (3-19-15); 16 vs. Tennessee Tech (1-13-16); 16 vs. Boyce College (1-2-16)
- **Most 3-Point Field Goals Attempted:** 41 (15 made) at Eastern Illinois (1-3-19)
- **Most Free Throws Made:** 48 (of 67) vs. Cumberland (11-30-87)
- **Most Free Throws Attempted:** 67 (48 made) vs. Cumberland (11-30-87)
- **Best Free Throw Percentage:** 1.000 (16-of-16) at Southeast Missouri (2-26-05); (16-of-16) vs. Christian Brothers (11-29-99)
- **Most Rebounds:** 68 vs. Troy State (2-24-79); vs. Union (2-19-74)
- **Most Assists:** 37 vs. Bethel (12-14-02)
- **Most Blocks:** 11 vs. Boyce College (12-4-16); vs. Jackson State (11-22-13); vs. Bethel (12-3-01); vs. Union (1-17-70)
- **Most Steals:** 24 vs. Maryville (11-14-08)
- **Largest Victory:** 86 points (115-29) vs. Champion Baptist (11-20-14)
- **Largest Defeat:** 74 points (124-50) at Kentucky (11-26-94)

TEAM SEASON RECORDS

- **Most Points:** 2,693 (2016-17)
- **Most Field Goals Made:** 966 (of 2,066), 2016-17
- **Most Field Goals Attempted:** 2,066 (966 made), 2016-17
- **Best Field Goal Percentage:** .521 (826-of-1,585), 1984-85
- **Most 3-Point Field Goals Made:** 309 (of 897), 2007-08
- **Most 3-Point Field Goals Attempted:** 897 (309 made), 2007-08
- **Most Free Throws Made:** 557 (of 776), 1983-84
- **Most Free Throws Attempted:** 776 (557 made), 1983-84
- **Best Free Throw Percentage:** 75.4 (398-of-528), 2018-19
- **Most Rebounds:** 1,312, 2016-17
- **Most Assists:** 555, 2016-17
- **Most Blocks:** 133, 1969-70
- **Most Steals:** 310, 2001-02

INDIVIDUAL GAME RECORDS

- **Most Points:** 44, Okechi Egbe vs. Bethel (11-20-00)
- **Most Field Goals Made:** 18 (of 25), Larry Carter vs. Freed-Hardeman (1-29-76)
- **Most Field Goals Attempted:** 31 (15 made) Jim Martin vs. Chattanooga (2-13-74)
- **Best Field Goal Percentage:** 1.000 (10-of-10), Jack King vs. Christian Brothers (11-27-57)
- **Most 3-Point Field Goals Made:** 10 (of 14), Mike Meschede vs. Mississippi College (1-16-88)
- **Most 3-Point Field Goals Attempted:** 21 (9 made), Marquis Weddle vs. Samford (3-4-08)
- **Most Free Throws Made:** 17 (of 19), Mitch Stentiford vs. Southeast Missouri (1-3-84)

- **Most Free Throws Attempted:** 24, Marcus Glass vs. Bethel (12-2-85)
- **Best Free Throw Percentage:** 1.000 (14-of-14), Benzor Simmons at Eastern Kentucky (12-4-10)
- **Most Rebounds:** 27, Darrell Smith vs. Maryville (12-20-80)
- **Most Assists:** 16, Kyle Herrin vs. Miles (12-17-86)
- **Most Blocked Shots:** 11, Jack Bendure vs. Union (1-17-70)
- **Most Steals:** 10, Lester Hudson vs. Central Baptist (11-13-07)
- **Quadruple Doubles:** 1, Lester Hudson (25 points, 12 rebounds, 10 assists and 10 steals) vs. Central Baptist (11-13-07)
- **Triple-Doubles:** 4, Lester Hudson (26 points, 12 rebounds, 10 assists) vs. Southeast Missouri (2-16-08); Deville Smith (21 points, 12 rebounds, 11 assists) at Northwestern State (3-19-15); Kedar Edwards (15 points, 10 rebounds, 11 assists) vs. Bethune-Cookman (12-17-16); Fatodd Lewis (34 points, 16 rebounds, 12 assists) vs. UC Clermont (12-10-17)

MISCELLANEOUS RECORDS

- **Most Consecutive Free Throws:** 27, Alex Anderson (2014-15); Dee Oldham (2013-14); Lester Hudson (2008-09)
- **Most Victories in a Season:** 22 (2016-17); (2008-09)
- **Longest Winning Streak at Home:** 25 (1983-84 to 1984-85; 1981-82 to 1982-83)
- **Highest Scoring Average:** 84.4 (1985-86)
- **Lowest Scoring Average:** 57.4 (1981-82)
- **Lowest Scoring Game:** UT Martin 17, Delta State 11 (3-1-83)
- **Most Home Wins in a Season:** 18 (1985-86)
- **Most Road Wins in a Season:** 12 (2014-15)
- **School's Longest Winning Streak:** 11 (2008-09 and 1985-86)

**Only includes performances against four-year colleges*



LESTER HUDSON

**A**

Abney, Norman: 1972-76
 Aguiar, Isaac: 2019-20
 Akinbobola, Wale: 2011-12
 Anderson, Alex: 2014-16
 Apple, Jessie: 1981-84
 Armstrong, John: 1965-69
 Armstrong, Ronnie: 1962-66
 Asceric, Kenan: 2000-04
 Ashcraft, Caleb: 2011-12

B

Bailey, Dante: 2016-17
 Bailey, Joe: 2005-09
 Baker, Mike: 1972-76
 Barger, Robert: 1964-68
 Barker, Sherrill: 1966-67
 Barnett, Reggie: 1962-63
 Barton, Wayne: 1976-77
 Basso, Richard: 1970-72
 Beaufort, Kahari: 2016-18
 Belew, Rick: 1964-65
 Belote, David: 1971-76
 Bendure, Jack: 1969-72
 Bentley, Jim: 1969-73
 Benton, Byron: 1999-00
 Benton, Sidney: 1992-94
 Betts, Andrae: 1998-00
 Bledsoe, Jared: 1999-00
 Bloodworth, Brice: 1991-92
 Boddie, Joe: 1974-78
 Bogan, Delfinco: 2017-19
 Bowling, Darrin: 1991-93
 Boykin, Arthur: 1971-75
 Braden, Mike: 1973-75
 Bradley, Jim: 1977-80
 Bradley, Stan: 1989-91
 Braxton, Pat: 1989-90
 Breen, Bob: 1973-74
 Brewer, Webb: 1972-75
 Bright, Phil: 1973-75
 Britt, Tim: 1991-93
 Brixey, Roger: 1973-75
 Brooks, Larry: 1980-82
 Brown, Jones: 1960-61
 Brown, MJ: 2008-10
 Bryan, Thomas: 1964-65
 Bryant, Bill: 1971-72
 Bryant, Donald: 1967-68
 Bullock, Earl: 2002-03, 04-05
 Burge, Ryan: 1993-97
 Burnette, Don: 1964-66
 Busyn, Chris: 1991-94
 Butler, Matthew: 2016-18
 Byars, Richard: 1975-76

C

Carigan, Robert: 1987-88
 Carr, John: 1977-79

Carter, Chris: 2003-05
 Carter, Larry: 1964-65
 Carter, Larry: 1975-77
Casey, K'suan: 2020-present
 Casey, Mike: 1970-72
 Castle, Art: 1995-98
 Castle, Roger: 1995-98
 Castlcllaw, John: 1968-69
 Chaffin, Lester: 1969-70
 Cherry, Sam: 1983-85
 Childs, Justin: 2012-14
 Clayton, Reuben: 2008-11
 Coad, Travaun: 2016-17
 Coleman, Donnell: 1973-74
 Coleman, Terrance: 2009-10
Coleman, Jonte: 2020-present
 Coleman, Tim: 2013-14
 Collins, Ricky: 1976-78
 Combest, Jerry: 1963-65
 Congiusta, Ben: 2008-09
 Cooper, Chris: 1984-85
 Cosby, Gregg: 1973-74
 Cotton, Roy: 1986-88
 Cox, Vejer: 1987-89
 Craig, Bryant: 2006-08
 Crumby, Joe: 1995-99
 Cude, Robin: 1994-98
 Cunningham, Don: 1962-63

D

Daeger, Tony: 1970-71
 Daniels, Tommy: 1981-82
 Davis, CJ: 2014-15
 Davis, Danny: 1964-65
 Davis, Don Wayne: 1969-70
 Davis, Jerome: 2017-18
 Davis, Jerry: 1983-85
 Dawe, Robert: 1960-61
 DeMichael, Ryan: 1995-99
 Denbow, Steve: 1977-80
 Desormey, Kent: 1971-73
 Detlev, Nick: 2014-17
 Diekman, Jerry: 1972-74
 Donohue, Mike: 1969-72
 Doris, Rod: 1968-70
 Dorse, Lorenzo: 2005-07
 Dove, Quintin: 2018-20
 Dowdell, Tobias: 2012-14
 Drewry, Paul: 1986-89
 Dudley, Chuck: 1972-73
 Dudley, Sam: 1988-89
 Dugger, Jimmy: 1974-75
 Dunlap, Gary: 1968-69
 Durham, Terrence: 2013-16

E

Edwards, Kedar: 2015-17
 Edwards, Kenneth: 1986-87
 Edwards, Trey: 2010-11
 Egbe, Okechi: 1999-03

Elder, Donald: 1999-01
 Elliott, Don: 1974-76
 Elliott, Lee: 1967-68
 Elliott, Thomas: 1966-67
 Ellison, David: 1981-82
 Elzey, David: 1968-72
Eskridge, Kenton: 2020-present

F

Ferrell, Aaron: 2002-06
 Flatt, Justin: 2004-07
 Flippen, Hayes: 1976-77
 Flowers, Mike: 2001-02
 Fofana, Mike: 2016-18
 Forbes, Willie: 1982-86
 Ford, John: 1981-83
 Ford, Marcus: 2004-05
Fort, Trey: 2020-present
 Foster, Brian: 2000-02
 Franklin, Robert: 1980-81
 Fry, Bob: 1960-62
 Fuls, Joe: 1965-69
 Furches, Tim: 1970-74

G

Garner, Wilber: 1971-73
 Garrett, Troy: 1986-87
 Gatewood, Carl: 1960-61
 George, Tyler: 2003-05
 Gher, Norman: 1960-62
 Gifford, Thomas: 1968-69
 Gill, Jailen: 2017-19
 Glass, Marcus: 1984-86
 Glover, Donald: 1963-65
Godwin, Zavon: 2020-present
 Goehring, Ray: 1965-66
Gonzales, Dante: 2020-present
 Goodman, Steve: 1967-68
 Graham, John: 1964-65
 Guarian, Rushell: 1987-89
 Guffin, Sean: 1997-99
 Guy, Greg: 1973-75

H

Hamilton, John: 1974-75
 Hamilton, Leonard: 1969-71
 Hammonds, Ken: 1983-84
 Hampton, Billy Ray: 1977-81
 Hampton, Jermi: 1999-02
 Hansen, Mike: 1988-89
 Hardy, Mark: 1988-92
 Harper, Derrick: 1997-98
 Harper, Oswago: 1996-98
 Harris, Ja'Darius: 2019-20
Harris, Jeremiah: 2020-present
 Harris, Martez: 2011-12
 Harris, Spencer: 2005-07
 Harris, Thomas: 2004-04
 Harrison, James: 2015-16
 Hart, Michael: 1994-96

Harvey, Andrew W.: 1978-80
 Hassett, Adam: 1995-99
 Hauser, Bob: 1960-62
 Hawks, Harrison: 2014-15
 Hawthorne, Jr., Derek: 2018-20
 Hay, Olajide: 2007-09
 Henderson, Jr., Charles: 2018-19
 Hendrix, Ben: 1982-83
 Herrin, Kyle: 1983-87
 Herron, Roy: 1971-72
 Hewitt, Parrish: 2017-19
 Higgs, Adrian: 2001-02
 High, Curtis: 1980-82
 High, Donald Ray: 1963-68
 Hill, John: 1968-70
 Hitchman, Brandon: 2014-15
 Hobbs, Robert: 1968-72
 Hoffman, Alan: 1966-68
 Hoffman, Walter: 1962-65
 Hogg, Freddy: 1968-69
Holden, Cameron: 2020-present
Holt, Eden: 2020-present
 Hood, Daron: 2006-11
 Howard, Twymond: 2014-16
 Howe, J.C.: 2002-03
 Hubbard, Don: 1978-82
 Hubbard, Gary: 1968-69
 Hudson, Joe: 1960-62
 Hudson, Lester: 2007-09
 Huff, Paul: 1988-89
 Humphrey, Tony: 1971-72

I

Ingram, Vashon: 2005-07
 Irarrazabal, Andres: 2007-11

J

Jackson, Franky Lee: 1980-81
 Jackson, Glenn: 1964-65

Jackson, Jalen: 2016-17
 Jackson, Michael: 2000-02
 Jacobus, Marty: 1970-73
 James, Robert: 2000-01
 Jankowski, John: 1979-80
 Jennings, George: 1965-67
 Johnson, Richard: 1962-63
 Jonasson, Gari: 1988-89
 Jones, Bobby: 2012-14
 Jones, Ed: 1955-59
 Jones, McKale: 2005-07
 Jones, Zach: 2009-10
 Jordan, Steve: 1998-00
 Joseph, Arkeem: 2014-15
 Joslin, Andrew: 1986-88
 Joyner, Edward: 1968-69
 Joyner, Jeremy: 2018-19

K

Kalis, Scott: 1983-85
 Kelley, Stan: 1976-78
 Kelly, Jeremy: 2001-06
Kennedy, Ajani: 2019-present
 Kinard, Bobby: 1963-64
 King, Troy: 2010-12
 Kirkham, Mike: 1964-65
 Knight, Zerek: 2005-07
 Knox, Carlos: 1993-94
 Kuehner, Bryan: 1965-68

L

Lacy, Jerry: 1963-65
 Laman, Jon: 1975-79
 Lampley, Danny: 1967-68
 Landers, Moore: 1963-65
 Lane, Delrico: 2008-10
 Lane, Larry: 1985-87
 Lanigan, Robert: 1986-87
 Larimer, Dolph: 1960-64

**JEREMY KELLY**

ALL-TIME ROSTER

Larkins, Leonard: 1971-72
Lawler, Darren: 1989-91
Lee, John: 1964-65*
Lee, Leslie: 1985-86
Lee, Richard: 2014-16
Leeper, Rick: 1968-70
Lewis, Fatodd: 2015-19
Lewis, Will: 2003-07
Liabo, Mike: 2010-14
Lingle, Larry: 1971-72
Little, Kevin: 2017-19
Littleton, Edward: 1978-79
Locum, Jim: 1992-94
Logan, Steven: 1977-78
London, Malik: 2015-17
Love, Gary: 2011-12
Lowery, Joe: 1968-70

M

Mabson, Nehemiah: 2016-17
Maclin, Corderio: 2011-13
Madden, Marty: 1969-70
Maggitt, Greg: 1982-83
Malone, Craig: 1989-90
March, Kenneth Ross: 1978-80
Martin, Jim: 1971-75
Martin, Larry: 1981-83
Martin, Mickey: 1966-68
Martin, Thomas: 1964-65
Martinez, Javier: 2013-17
Mason, David: 1966-70
Massey, Eric: 2008-09
Mathis, Verdell: 1969-71
Mayer, Hal: 1972-75
McDonald, Don: 1968-70
McDonald, Kenneth: 1966-67
McFadden, William: 1995-97
McLaughlin, BJ: 2012-13
McLemore, Marcus: 1968-72
Mears, Matt: 1984-87
Meschede, Mike: 1984-88
Meyers, Robert: 1974-76
Minor, Omari: 2010-14
Misner, Brad: 1990-92
Mitchell, Stacy: 1988-89
Moble, Jacobly: 2015-17
Monn, John: 1984-86

Mooving, Malik: 2020-present

Mopo, Pierre: 2010-14
Morris, Perry: 1993-94
Mpondo, Dominique: 2008-10
Murray, Darryl: 1983-86
Muse, Eddie: 1964-65
Myrick, Scott: 1971-72

N

Nelson, B.J.: 1994-97
Nelson, Marcus: 1989-91
Nesbitt, Burl E.: 1979-80
Newell, Marshun: 2013-15

Newson, Jared: 2003-06
Newton, Tom: 1982-83
Nobles, Parker: 1970-71
Nywesh, AJ: 2016

O

Ohlsen, Jason: 1997-98
Oldham, Dee: 2012-15
Oliver, Daryl: 1965-67
Oliver, Terry: 1964-68
O'Nan, Dennis: 1964-68
Oseman, Steve: 1966-67
Ousley, John: 1985-86
Owens, Ryan: 1995-97

P

Page, Mel: 1969-70*, 70-73
Palmquist, John: 1970-71
Pangrazio, Nino: 1987-88
Parker, A.J.: 1990-91
Parker, Terrence: 2017-18
Parks, Larry: 1966-67
Parks, Preston: 2018-19
Partee, Thomas: 1975-77
Patterson, Bennie: 1973-75
Patterson, James: 1964-65
Patterson, Mike: 1976-78
Paul, Brad: 1972-73
Pearcy, Terry: 1974-78
Peralta, Jair: 2001-02
Perry, Danny: 1968-69
Phillips, Jimmy: 1964-65
Phillips, Felipe: 1992-94
Pierce, Jordan: 2019-20
Polite, Greg: 1980-81

Polla, Hannes: 2019-present

Pollock, Joe: 1962-65
Potts, Ronnie: 1963-64
Povaleri, Tony: 1983-85
Powell, Dewayne: 1992-96
Powers, Larry: 1960-64
Prescott, Hayden: 1999-00
Pritchett, James: 1959-62
Pritchett, Jim: 1984-85
Pruitt, George: 2006-07
Pugh, Malik: 2016-17

Q

Quinn, Vic: 1971-73

R

Randall II, Craig: 2018-19
Rawls, Jerry: 1960-64
Rayford, Maurice: 1988-89
Reagan, Bill: 1972-73
Redmond, Ken: 1969-74
Redmond, Shannon: 1989-91
Reed, Kenneth: 1996-71
Reed, Ron: 1982-85, 86-87
Riales, Larry: 1966-67

Richardson, Joe: 1967-68
Richardson, Chris: 2010-12
Richardson, DeMarc: 2012-14
Richardson, Marquis: 2009-10
Richardson, Spencer: 1980-82
Riddick, Tim: 1988-89
Riedewald, Djero: 2007-09
Riley, Jalen: 2019-20
Rinehart, Jerome: 1988-89
Rivers, Eric: 1985-86
Roberts, Arnold: 1974-78
Roberts, Ronnie: 1967-68
Robertson, Jerry: 1978-80
Robinson, Gerald: 2006-08
Robinson, John: 1968-72
Rodgers, Tony: 1970-72
Rolsma, Ned: 2000-02
Roos, Jon: 1999-03
Rowe, Chandler: 2013-17
Rowland, Will: 1991-92
Rounds, Alan: 1967-68
Rudolph, Gus: 1980-83
Rudolph, Michael: 1966-70
Rustin, Eric: 2019-present
Ryan, Mike: 1967-68*

S

Sanders, Fred: 1971-73
Sanoe, Minfeke: 2018-19
Sargent, Jeremy: 2000-02
Sasser, Buddy: 1962-64
Sawyers, Bill: 1969-70
Scott, Kyle: 1980-81
Seals, Lloyd: 1974-75
Seay, Gary: 1962-63
Sellers, Larry: 1968-69
Sensabaugh, Steve: 1999-00
Sertovic, Eman: 2019-present
Shannon, Kenneth: 1985-86
Sherberg, Jerry: 1970-71
Shore, Roger: 1959-63
Simmons, Benzor: 2007-11
Singleton, Lee Charles: 1979-80
Sisco, Shane: 1988-89
Sipes, James: 1983-84, 85-87
Sledd, Kenneth: 1965-69
Small, David: 1963-65
Smith, Brooks: 2001-03
Smith, Chip: 1982-84
Smith, Courtney: 2003-06
Smith, Dane: 2010-12
Smith, Darrell: 1980-82
Smith, Deville: 2014-15
Smith, Joe: 1961-63
Smith, Justin: 2003-05
Smith, Reese: 1966-67
Smith, Terence: 2010-14
Sosnowski, Kevin: 1990-91
Spencer, Ron: 2009-11
Stentiford, Mitch: 1981-84

Stewart, Parker: 2018-present

Stokes, Jerry: 1973-74
Suiter, Brad: 1988-89
Sullivan, Rick: 1971-72
Swope, Jim: 1960-63

T

Tabor, Gerald: 1954-56
Taylor, Cataurius: 2009-10
Taylor, Freddie: 1978-79
Taylor, Gary: 1969-71
Taylor, Ken: 1969-71
Taylor, Khristian: 2011-15
Taylor, Myles: 2011-16
Taylor, Pat: 1964-68
Thomas, Anthony: 2020-present
Thomas, Kevin: 1988-89
Thomas, Miles: 2019-20
Thompson, Darius: 2017-18
Thompson, Jason: 2004-06
Thompson-Clay, Julian: 2017-18
Threw, Dave: 1970-71
Tidwell, Barry: 1978-80
Tidwell, Billy: 1979-80
Tolliver, McClenon: 2005-07
Tuck, Kevin: 1981-83
Turpin, David: 1963-64

V

Variste, Jalen: 2015-16
Vaughn, Jude: 1980-81
Vaughn, Paul: 1966-67
Viana, Vinnie: 2020-present
Victor, Dalen: 2017-18
Viniard, Buddy: 1960-61
Vowell, Tab: 1989-91

W

Walker, Craig: 1987-88

Walker, Dave: 1960-62
Walker, Dwight: 1980-81
Walker, Joey: 2001-03
Walker, La-Quiem: 2020-present
Washington, Jeremy: 2011-13
Washington, Marcus: 1988-89
Watts, Marvin: 1987-88
Webb, Phil: 1973-75
Weddle, Marquis: 2007-10
Weems, Ken: 1985-86
Werts, Mike: 1989-91
Wilcox, Ronald: 1965-69
Willett, Darrell: 1979-80
Williams, Dominique: 2017-18
Williams, Don: 1967-69
Williams, Jaron: 2020-present
Williams, Jerry: 1968-69
Williams, Johnny: 1962-65
Williams, Trenten: 2018-20
Wilson, Darrell: 1966-67, 68-70
Wilson, Harold: 1966-70
Wilson, Kirk: 1987-88
Winegar, Darrell: 1973-74
Wingate, Danny: 1993-94
Woodfork, Cleve: 2003-08
Woods, Don: 1970-71
Woods, Richard: 1991-93
Wooten, Jr., Steve: 2019-20
Wright, Demarko: 1993-97
Wright, Jr., Lorenzen: 2017-18
Wright, Steve: 1993-94
Wyatt, Bruce: 1979-80

Y

York, Eli: 2011-12
Young, Shawn: 1987-89



MIKE MESCHEDÉ

**DIVISION I ALL-AMERICANS**

Lester Hudson	2007-08
<i>Associated Press Honorable Mention</i>	
<i>CollegeInsider.com</i>	
<i>CollegeHoops.net Second Team</i>	
Lester Hudson	2008-09
<i>Associated Press Honorable Mention</i>	
<i>FoxSports.com Mid-Major</i>	
<i>NaismithLives.com All-Mid Major</i>	
<i>CollegeInsider.com All-American</i>	
<i>Lowe's Senior CLASS All-American</i>	

OVC PLAYER OF THE YEAR

Lester Hudson	2007-08
Lester Hudson	2008-09

OVC MALE ATHLETE OF THE YEAR

Lester Hudson	2007-08
Lester Hudson	2008-09

OVC FRESHMAN OF THE YEAR

Okechi Egbe	1999-00
Marquis Weddle	2007-08
Myles Taylor	2011-12

OVC NEWCOMER OF THE YEAR

Michael Hart	1994-95
Brian Foster	2000-01
Earl Bullock	2002-03

OVC COACH OF THE YEAR

Cal Luther	1995-96
Bret Campbell	2008-09

FIRST TEAM ALL-OVC

Michael Hart	1995-96
Ryan DeMichael	1997-98
Jared Newson	2005-06
Lester Hudson	2007-08
Lester Hudson	2008-09
Twymond Howard	2015-16
Jacoby Mobley	2016-17
Quintin Dove	2019-20

SECOND TEAM ALL-OVC

Tim Britt	1992-93
DeWayne Powell	1993-94
DeWayne Powell	1994-95
Michael Hart	1994-95
DeWayne Powell	1995-96
Ryan DeMichael	1998-99
Brian Foster	2000-01
Brian Foster	2001-02
Gerald Robinson	2007-08
Deville Smith	2014-15
Marshun Newell	2014-15
Javier Martinez	2016-17
Quintin Dove	2018-19
Parker Stewart	2019-20

THIRD TEAM ALL-OVC

Jeremy Sargent	2001-02
Earl Bullock	2002-03
Joey Walker	2002-03
Jared Newson	2003-04

OVC ALL-NEWCOMER

DeWayne Powell	1992-93
Michael Hart	1994-95
Gerald Robinson	2006-07
Lester Hudson	2007-08
Marquis Weddle	2007-08
Delrico Lane	2008-09
Myles Taylor	2011-12
Deville Smith	2014-15
Twymond Howard	2014-15
Matthew Butler	2016-17
Parker Stewart	2019-20

OVC ALL-TOURNAMENT

Lester Hudson	2008
Lester Hudson	2009
Twymond Howard	2016
Matthew Butler	2017

DIVISION II ALL-AMERICANS

Marcus Glass	1985-86
<i>Basketball Times Third Team</i>	

GSC PLAYER OF THE YEAR

Jerry Davis	1982-83
Mike Meschede	1987-88

GSC ROOKIE OF THE YEAR

Shannon Redmond	1989-90
-----------------	---------

GSC COACH OF THE YEAR

Tom Hancock	1982-83
-------------	---------

ALL-GSC FIRST TEAM

Fred Sanders	1972-73
Jim Martin	1973-74
Larry Carter	1976-77
Larry Brooks	1981-82
Darrell Smith	1981-82
Jerry Davis	1982-83
Gus Rudolph	1982-83
Mitch Stentiford	1982-83
Mitch Stentiford	1983-84
Marcus Glass	1985-86
Mike Meschede	1986-87
Mike Meschede	1987-88
Roy Cotton	1987-88
Shannon Redmond	1989-90

ALL-GSC SECOND TEAM

Jack Bendure	1971-72
Marcus McLemore	1971-72
Vic Quinn	1972-73
Joe Boddie	1977-78
Don Hubbard	1979-80
Don Hubbard	1980-81

OHIO VALLEY CONFERENCE WEEKLY AWARDS**PLAYER OF THE WEEK**

Michael Hart (1-8-95)
Dewayne Powell (2-26-95)
Michael Hart (12-10-95)
Michael Hart (1-7-96)
Michael Hart (2-4-96)
Hayden Prescott (1-2-01)
Joey Walker (11-25-02)
JC Howe (12-16-02)
Joey Walker (1-13-03)
Jeremy Kelly (11-21-05)
Jared Newson (12-5-05)
Jared Newson (2-6-06)
Jared Newson (2-13-06)
Gerald Robinson (2-12-07)
Lester Hudson (11-12-07)
Lester Hudson (11-19-07)
Lester Hudson (1-14-08)
Gerald Robinson (1-28-08)
Lester Hudson (2-11-08)
Gerald Robinson (2-18-08)
Gerald Robinson (2-25-08)
Lester Hudson (11-17-08)
Lester Hudson (12-22-08)
Lester Hudson (12-29-08)
Lester Hudson (1-5-09)
Lester Hudson (1-12-09)
Lester Hudson (1-19-09)
Lester Hudson (2-9-09)
Benzor Simmons (12-21-09)
Marquis Weddle (12-28-09)
Myles Taylor (2-4-13)
Deville Smith (12-22-14)
Marshun Newell (2-9-15)
Twymond Howard (2-15-16)
Myles Taylor (2-22-16)
Jacoby Mobley (1-30-17)
Javier Martinez (2-6-17)
Jacoby Mobley (2-27-17)
Fatodd Lewis (12-11-17)
Quintin Dove (11-11-19)
Quintin Dove (2-17-20)
Quintin Dove (3-1-20)

NEWCOMER OF THE WEEK

Michael Hart (2-5-95)
Michael Hart (2-19-95)
Jason Ohlsen (1-4-98)
Steve Sensabaugh (1-24-00)
Jeremy Sargent (11-27-00)
Brian Foster (1-22-01)
Brian Foster (2-5-01)
Brian Foster (2-12-01)
Brian Foster (2-19-01)
Jair Peralta (11-19-01)
JC Howe (12-16-02)
Earl Bullock (12-23-02)
Earl Bullock (2-3-03)
JC Howe (2-24-03)
Justin Smith (11-24-03)
Jared Newson (12-15-03)
Justin Smith (12-22-03)
Jared Newson (2-2-04)
Gerald Robinson (11-13-06)
Gerald Robinson (12-4-06)
Gerald Robinson (2-19-07)
Djero Riedewald (12-10-07)
Lester Hudson (1-2-08)
Lester Hudson (1-7-08)
Lester Hudson (1-21-08)
Lester Hudson (1-28-08)
Djero Riedewald (2-11-08)
Lester Hudson (2-18-08)
Delrico Lane (12-22-08)
Delrico Lane (12-29-08)
Reuben Clayton (2-9-09)
Deville Smith (12-22-14)
Arkeem Joseph (12-29-14)
Deville Smith (1-12-15)
Deville Smith (1-19-15)
Twymond Howard (2-2-15)
Twymond Howard (2-16-15)
Alex Anderson (2-23-15)
Twymond Howard (3-2-15)
Dominique Williams (11-13-17)
Delfinco Bogan (2-12-18)
Quintin Dove (12-3-18)
Quintin Dove (12-31-18)
Quintin Dove (2-11-18)
Craig Randall II (2-18-19)
Craig Randall II (2-25-19)
Craig Randall II (3-4-19)
Parker Stewart (11-18-19)
Parker Stewart (11-25-19)
Parker Stewart (12-2-19)
Parker Stewart (1-13-20)
Parker Stewart (2-3-20)

FRESHMAN OF THE WEEK

Dewayne Powell (1-25-93)	Mike Liabo (11-29-10)
Steve Wright (12-5-93)	Mike Liabo (12-6-10)
Ryan Owens (1-7-96)	Troy King (12-13-10)
Ryan Owens (2-4-96)	Terence Smith (12-27-10)
Andrae Betts (1-18-99)	Troy King (1-17-11)
Andrae Betts (2-8-99)	Terence Smith (1-31-11)
Okechi Egbe (1-17-00)	Troy King (2-21-11)
Okechi Egbe (1-24-00)	Mike Liabo (2-28-11)
Will Lewis (12-15-03)	Myles Taylor (11-21-11)
Marquis Weddle (11-19-07)	Myles Taylor (12-12-11)
Marquis Weddle (11-26-07)	Myles Taylor (12-19-11)
Marquis Weddle (12-3-07)	Myles Taylor (12-26-11)
Marquis Weddle (1-7-08)	Myles Taylor (2-6-12)
Marquis Weddle (2-4-08)	Parrish Hewitt (12-11-17)
Marquis Weddle (2-18-08)	

CONFERENCE CHAMPIONSHIPS

2008-09 OHIO VALLEY REGULAR SEASON: 22-10 (14-4 OVC)

1987-88 GULF SOUTH REGULAR SEASON: 20-8 (12-4 GSC)

1982-83 GULF SOUTH REGULAR SEASON: 21-10 (11-3 GSC)

1969-70 VOLUNTEER STATE ATHLETIC TOURNAMENT: 14-12 (6-4 VSAC)



#33 MYLES TAYLOR (2011-16)

1,734 POINTS

FORWARD, 6-7, 235, LITTLE ROCK, ARK.




YEAR	GP-GS	FG-FGA	PCT	3FG-FGA	PCT	FT-FTA	PCT	REB	RPG	PTS	PPG
2011-12	28-27	128-261	.490	3-16	.188	125-167	.749	146	5.2	384	13.7
2012-13	29-28	158-336	.470	10-31	.323	145-194	.747	209	7.2	471	16.2
2013-14	28-21	144-283	.509	8-25	.320	113-153	.739	177	6.3	409	14.6
2014-15	7-7	25-34	.735	0-1	.000	28-35	.700	42	6.0	78	11.1
2015-16	33-27	133-214	.621	3-8	.375	123-156	.788	191	5.8	392	11.9
5 years	125-110	588-1128	.521	24-81	.296	534-705	.757	765	6.1	1734	13.9

#13 MIKE MESCHDE (1984-88)

1,729 POINTS

GUARD, 6-4, 200, MERRILLVILLE, IND.




YEAR	GP-GS	FG-FGA	PCT	3FG-FGA	PCT	FT-FTA	PCT	REB	RPG	PTS	PPG
1984-85	28-6	85-169	.503	-----	-----	69-89	.775	44	1.5	239	8.5
1985-86	26-26	137-315	.435	-----	-----	107-122	.887	92	3.5	396	15.2
1986-87	26-17	144-319	.451	50-112	.446	92-117	.786	101	3.9	430	16.5
1987-88	28-28	209-469	.445	94-223	.422	147-182	.807	83	2.9	664	23.7
4 years	108-77	575-1272	.452	144-335	.430	415-510	.814	320	2.9	1729	16.0

#5 LESTER HUDSON (2007-09)

1,727 POINTS

GUARD, 6-2, 190, MEMPHIS, TENN.




YEAR	GP-GS	FG-FGA	PCT	3FG-FGA	PCT	FT-FTA	PCT	REB	RPG	PTS	PPG
2007-08	33-32	291-627	.464	124-320	.388	141-169	.834	259	7.8	847	25.7
2008-09	32-32	313-697	.449	106-299	.355	148-168	.881	254	7.9	880	27.5
2 years	65-64	604-1324	.456	203-619	.372	289-337	.858	513	7.9	1727	26.6

#11 DEWAYNE "POOH" POWELL (1992-96)

1,626 POINTS

GUARD, 6-2, 160, FORT WAYNE, IND.



YEAR	GP-GS	FG-FGA	PCT	3FG-FGA	PCT	FT-FTA	PCT	REB	RPG	PTS	PPG
1992-93	26-26	91-218	.417	58-135	.430	61-78	.782	72	2.8	301	11.6
1993-94	27-27	147-355	.414	76-201	.378	75-88	.852	65	2.4	445	16.5
1994-95	27-27	131-268	.489	77-178	.433	68-89	.764	91	3.4	407	15.1
1995-96	27-27	153-365	.419	91-251	.363	76-102	.745	71	2.6	473	17.5
4 years	107-107	522-1206	.433	302-765	.395	280-357	.784	299	2.8	1626	15.2


#10/12 MIKE LIABO (2010-14)

1,523 POINTS

GUARD/FORWARD, 6-6, 195, NAPLES, FLA.



YEAR	GP-GS	FG-FGA	PCT	3FG-FGA	PCT	FT-FTA	PCT	REB	RPG	PTS	PPG
2010-11	33-13	138-349	.395	52-157	.331	41-59	.695	107	3.2	369	11.2
2011-12	30-22	156-448	.348	68-223	.305	77-96	.802	120	4.0	457	15.2
2012-13	30-16	131-353	.371	74-195	.379	67-87	.770	95	3.2	403	13.4
2013-14	24-6	104-271	.384	52-148	.351	34-42	.810	56	2.3	294	12.3
4 years	117-57	529-1421	.372	246-723	.340	219-284	.771	378	3.2	1523	13.0




#1 JARED NEWSON (2003-06)

1,347 POINTS

FORWARD, 6-5, 215, BELLEVILLE, ILL.

YEAR	GP-GS	FG-FGA	PCT	3FG-FGA	PCT	FT-FTA	PCT	REB	RPG	PTS	PPG
2003-04	28-16	136-297	.458	24-61	.393	108-154	.701	166	5.9	404	14.4
2004-05	27-27	135-319	.423	5-27	.185	141-190	.742	184	6.8	416	15.4
2005-06	28-28	181-400	.453	36-89	.404	129-182	.709	185	6.6	527	18.8
3 years	83-71	452-1016	.445	65-177	.367	378-526	.719	535	6.4	1347	16.2



#23 MITCH STENTIFORD (1981-84)

1,332 POINTS

GUARD, 6-2, 185, BATON ROUGE, LA.

YEAR	GP-GS	FG-FGA	PCT	3FG-FGA	PCT	FT-FTA	PCT	REB	RPG	PTS	PPG
1981-82	31-16	112-213	.526	-----	-----	61-75	.831	55	1.8	285	9.2
1982-83	31-24	214-420	.508	-----	-----	103-127	.811	75	2.4	501	16.2
1983-84	29-29	214-499	.477	-----	-----	118-142	.831	82	2.8	546	18.8
3 years	91-69	540-1132	.477	-----	-----	282-344	.819	212	2.3	1332	14.6




#4 MARQUIS WEDDLE (2007-10)

1,304 POINTS

GUARD, 6-1, 185, UNION CITY, TENN.

YEAR	GP-GS	FG-FGA	PCT	3FG-FGA	PCT	FT-FTA	PCT	REB	RPG	PTS	PPG
2007-08	33-29	199-487	.409	99-294	.337	68-91	.747	94	2.8	565	17.1
2008-09	32-30	156-434	.359	93-273	.341	35-44	.795	57	1.8	440	13.8
2009-10	19-9	103-265	.389	48-137	.350	45-52	.865	65	3.4	299	15.7
3 years	84-68	458-1186	.386	240-704	.341	148-187	.791	216	2.6	1304	15.5



#3 JEREMY KELLY (2001-04, 05-06)

1,213 POINTS

GUARD, 6-5, 205, LOUISVILLE, KY.

YEAR	GP-GS	FG-FGA	PCT	3FG-FGA	PCT	FT-FTA	PCT	REB	RPG	PTS	PPG
2001-02	29-4	55-141	.390	20-60	.333	16-36	.444	84	2.9	146	5.1
2002-03	28-21	84-182	.462	16-59	.271	30-58	.517	84	3.0	214	7.8
2003-04	28-27	138-328	.421	39-136	.287	70-111	.631	115	4.1	385	13.8
2005-06	28-28	144-352	.409	47-168	.280	133-173	.769	97	3.5	468	16.7
4 years	113-80	421-1003	.419	122-423	.288	249-378	.658	380	3.4	1213	10.7



#1 BENZOR SIMMONS (2007-11)

1,130 POINTS

FORWARD, 6-5, 215, MIAMI, FLA.

YEAR	GP-GS	FG-FGA	PCT	3FG-FGA	PCT	FT-FTA	PCT	REB	RPG	PTS	PPG
2007-08	27-10	44-90	.489	2-10	.200	44-52	.846	49	1.8	134	5.0
2008-09	32-6	72-148	.486	9-29	.310	54-76	.711	115	3.6	207	6.5
2009-10	29-24	129-309	.417	27-91	.297	109-135	.807	152	5.2	394	13.6
2010-11	33-8	122-266	.459	17-64	.266	134-154	.870	158	4.8	395	12.0
4 years	121-48	367-813	.451	55-194	.284	341-420	.812	474	3.9	1130	9.3



#31 DON HUBBARD (1978-82)

1,124 POINTS

FORWARD, 6-5, 200, MAYFIELD, KY.




YEAR	GP	FG-FGA	PCT	3FG-FGA	PCT	FT-FTA	PCT	REB	RPG	PTS	PPG
1978-79	25	90-181	.497	----	----	52-75	.693	134	5.4	232	9.3
1979-80	26	170-341	.499	----	----	84-109	.771	191	7.3	424	16.3
1980-81	26	145-332	.437	----	----	113-142	.796	161	6.2	403	15.5
1981-82	15	27-59	.457	----	----	14-22	.636	38	2.5	65	4.3
4 years	92	432-913	.473	----	----	263-348	.755	524	5.7	1124	12.2

#33 MICHAEL HART (1994-96)

1,119 POINTS

FORWARD, 6-7, 220, LEBANON, MO.




YEAR	GP-GS	FG-FGA	PCT	3FG-FGA	PCT	FT-FTA	PCT	REB	RPG	PTS	PPG
1994-95	27-27	197-371	.531	1-2	.500	108-152	.711	205	7.6	503	18.6
1995-96	27-27	246-436	.564	1-1	1.000	123-172	.715	248	9.2	616	22.8
2 years	54-54	443-807	.549	2-3	.667	231-324	.713	453	8.4	1119	20.7

#43 MARCUS GLASS (1984-86)

1,115 POINTS

CENTER, 6-7, 210, JACKSON, TENN.




YEAR	GP-GS	FG-FGA	PCT	3FG-FGA	PCT	FT-FTA	PCT	REB	RPG	PTS	PPG
1984-85	29-29	196-324	.605	----	----	98-143	.742	244	8.4	490	16.9
1985-86	28-28	235-506	.464	----	----	150-210	.714	320	11.4	625	22.3
2 years	57-57	431-830	.519	----	----	248-353	.702	564	10.1	1115	19.6

#42 CLEVE WOODFORK (2003-07)

1,094 POINTS

CENTER, 6-9, 235, ST. LOUIS, MO.




YEAR	GP-GS	FG-FGA	PCT	3FG-FGA	PCT	FT-FTA	PCT	REB	RPG	PTS	PPG
2003-04	28-24	105-206	.510	0-0	.000	44-77	.571	161	5.8	254	9.1
2004-05	27-21	124-225	.551	0-0	.000	77-118	.653	108	4.0	325	12.0
2005-06	27-17	63-130	.485	0-0	.000	64-86	.744	121	4.5	190	7.0
2006-07	31-30	113-220	.514	0-0	.000	99-131	.756	155	5.0	325	10.5
4 years	113-92	405-781	.519	0-0	.000	284-412	.689	545	4.8	1094	9.7

#30 DEMARKO WRIGHT (1993-97)

1,073 POINTS

GUARD/FORWARD, 6-5, 190, DANVILLE, ILL.




YEAR	GP-GS	FG-FGA	PCT	3FG-FGA	PCT	FT-FTA	PCT	REB	RPG	PTS	PPG
1993-94	27-12	72-193	.373	19-56	.339	30-41	.732	90	3.3	193	7.1
1994-95	27-27	106-242	.438	41-97	.423	79-106	.745	94	3.5	332	12.3
1995-96	27-24	66-207	.415	34-88	.386	66-91	.725	98	3.6	272	10.1
1996-97	27-27	94-229	.410	53-127	.417	35-52	.673	82	3.0	276	10.2
4 years	108-90	338-871	.388	147-368	.399	210-290	.724	364	3.4	1073	9.9



#45 RYAN DEMICHAEL (1995-99)

1,066 POINTS

FORWARD/CENTER, 6-9, 225, WOODHAVEN, MICH.




YEAR	GP-GS	FG-FGA	PCT	3FG-FGA	PCT	FT-FTA	PCT	REB	RPG	PTS	PPG
1995-96	26-0	20-43	.465	0-1	.000	9-17	.529	41	1.6	49	1.9
1996-97	27-2	81-150	.540	0-2	.000	58-84	.690	123	4.6	220	8.1
1997-98	26-25	160-314	.510	2-4	.500	66-96	.688	255	9.8	388	14.9
1998-99	26-26	153-307	.498	32-88	.364	71-101	.703	230	8.8	409	15.7
4 years	105-53	414-814	.509	34-95	.358	204-298	.685	649	6.2	1066	10.2

#0 OKECHI EGBE (1999-2003)

1,063 POINTS

GUARD/FORWARD, 6-5, 205, DECATUR, ALA.



YEAR	GP-GS	FG-FGA	PCT	3FG-FGA	PCT	FT-FTA	PCT	REB	RPG	PTS	PPG
1999-00	28-21	88-198	.444	25-66	.379	54-74	.730	110	3.9	255	9.1
2000-01	28-28	140-289	.484	32-85	.376	57-83	.687	105	3.8	369	13.2
2001-02	28-13	66-144	.458	11-40	.275	19-33	.576	81	2.9	162	5.8
2002-03	28-21	105-241	.436	23-64	.359	44-57	.772	119	4.3	277	9.9
4 years	112-83	399-872	.457	91-255	.357	174-247	.704	415	3.7	1063	9.5

#3 TERENCE SMITH (2010-11, 12-14)

1,037 POINTS

GUARD, 6-4, 195, RUSSELLVILLE, ALA.



YEAR	GP-GS	FG-FGA	PCT	3FG-FGA	PCT	FT-FTA	PCT	REB	RPG	PTS	PPG
2010-11	33-28	123-283	.435	23-73	.315	104-133	.782	129	3.9	373	11.3
2012-13	20-16	65-157	.414	18-43	.419	63-76	.829	61	3.1	211	10.6
2013-14	31-28	134-312	.429	60-137	.438	125-152	.822	112	3.6	453	14.6
3 years	84-72	322-752	.428	101-253	.399	292-361	.809	302	3.6	1037	12.3



JARED NEWSON

ALL-TIME HEAD COACHES



**JC
HENSON
1951-52**

Ushering in the men's basketball

era at UT Martin was James C. Henson.

Henson, a former standout football player and track performer at Mississippi State, served in numerous capacities during his early years at UT Martin. He coached football and basketball, headed the Department of Physical Education, served as director of athletics and taught a chemistry class. Colleagues and students both remember his philosophy of life, good humor and amicable manner.

In 1952, the UT Martin athletics department opened a new branch of the department that catered to only women's athletics, thanks in large part to Henson's funding.

Henson also was at the helm of some of the most successful programs in school history - the men's tennis program. Henson won four Volunteer State Athletic Conference titles in the 1970's. After coaching the team for three decades, Henson retired in 1980.

Henson's presence is still very much around the UT Martin campus, as the Henson House overlooks the team's varsity tennis courts and serves as an office for the head coach as well as a dressing room, a player locker room, media room equipped with surround sound, a stringing room with three stringing machines, a full kitchen and a team meeting room.

All in all, Henson served as athletics director from 1947-71, and head coach of the football (1947-56), men's basketball (1947-52) and men's tennis (1952-80) squads.

In 1984, Henson was the ninth member inducted into the UT Martin Athletics Hall of Fame.

SEASONS: 1

1951-52:	6-12
TOTAL:	6-12 (.333)



**FLOYD
BURDETTE
1952-71**

The longest tenured coach in

UT Martin history, Floyd Burdette was at the helm when UT Martin competed in the Volunteer State Athletic Conference.

Burdette, who played basketball at UT Martin in the mid-1930's, returned home to head the men's basketball program in 1952. A native of Martin, Burdette had served for seven years as the head basketball coach at the University of Alabama prior to his appointment at Martin.

Burdette won the most games of any coach in UT Martin history (197), and posted a .500 record or better in nine of his 11 seasons in the VSAC. As the team prepared to exit the VSAC and enter the Mid-South Conference in 1970, Burdette's team stormed to three successive victories and the conference championship.

Burdette also was part of a major change in UT Martin athletics history in 1969, as he recruited Leonard Hamilton, who was the first African-American to suit up for a UT Martin athletics program.

Burdette was a charter member into the UT Martin Athletics Hall of Fame in 1983.

SEASONS: 19

	TOTAL	VSAC
1952-53:	7-9	---
1953-54:	15-3	---
1954-55:	14-4	---
1955-56:	13-6	---
1956-57:	7-13	---
1957-58:	8-2	---
1958-59:	9-13	---
1959-60:	10-9	---
1960-61:	13-10	7-5
1961-62:	13-11	8-6
1962-63:	12-12	6-4
1963-64:	11-10	8-4
1964-65:	11-13	6-6
1965-66:	12-8	7-2
1966-67:	11-13	6-1
1967-68:	3-18	3-7
1968-69:	8-12	5-5
1969-70:	14-12	6-4
1970-71:	3-20	0-9
TOTAL:	197-201 (.495)	62-53 (.539)



**BOB
PAYNTER
1971-80**

As the UT Martin program

entered the Gulf South Conference, Bob Paynter was appointed to run the men's basketball program, as well as direct the athletics department in 1971.


Prior to becoming head coach and director of athletics, Paynter had been serving as an administrative assistant to UT Martin Chancellor Archie R. Dykes. A native of Richmond, Ky., he received his bachelors degree from St. Mary's College in Minnesota, his master's degree from Eastern Kentucky University, and a doctorate in education from the University of Tennessee in Knoxville. His coaching experience included a 14-year stint as head coach at the University High School of East Tennessee State University.

Paynter compiled three seasons with a .500 or better record, but could never reach that mark in GSC competition. Paynter did, however, coach eight different players to All-GSC honors. Paynter was responsible for Fred Sanders, Jim Martin and Larry Carter earning All-GSC first team accolades in his tenure, as well as guiding Jack Bendure, Marcus McLemore, Vic Quinn, Joe Biddie and Don Hubbard to All-GSC second team mentions in his tenure.

In fact, Paynter was the man responsible for recruiting Hubbard, who ended his four-year UT Martin career as the school's all-time leading scorer, reaching 1,124 points.

SEASONS: 9

	TOTAL	GSC
1971-72:	10-16	3-5
1972-73:	13-13	5-9
1973-74:	8-15	3-10
1974-75:	11-13	6-7
1975-76:	15-8	5-6
1976-77:	13-9	7-9
1977-78:	11-14	5-7
1978-79:	7-19	2-14
1979-80:	11-15	3-9
TOTAL:	99-122 (.448)	39-76 (.339)



**ART
TOLIS
1980-82**

Leading the UT Martin program

to its first-ever 20-win season and NCAA Division II Tournament appearance was head coach Art Tolis.

Tolis, who had served as an assistant coach at Louisiana State University for six years, was highly respected as a coach and a recruiter prior to his appointment at UT Martin by Chancellor Charles E. Smith and athletics director Ray Mears.

In Tolis' first season at the helm, he led UT Martin to five Gulf South Conference wins, which was the total of combined GSC wins the team had accumulated in the previous two seasons. Don Hubbard earned All-GSC second team honors in 1980-81.

The team took off in Tolis' second season, setting a program record for single-season overall wins (20) and GSC victories (nine). The team earned one of the program's biggest wins at the time, a 65-41 drubbing of Mississippi State in Starkville on Dec. 12, 1981. In the season's 11 losses, only one loss was more than eight points, including an amazing seven losses by five points or less. Three of the team's losses came to GSC rival Livingston by a combined eight points, including the GSC Tournament championship game. Even with the loss, the team advanced to the NCAA Division II Tournament, defeating Central Missouri before falling to future OVC member Southeast Missouri by a 56-53 score.

Tolis' second season also produced another school record, as the team landed two first-team All-GSC selections in Larry Brooks and Darrell Smith.

SEASONS: 2

	TOTAL	GSC
1980-81:	12-14	5-7
1981-82:	20-11	9-3
TOTAL:	32-25 (.561)	14-10 (.583)



**TOM
HANCOCK
1982-90**

Leading one of the most successful

stretches in UT Martin basketball history was Glen Ellyn, Ill. native Tom Hancock.

Hancock had spent one season as an assistant coach at UT Martin before being promoted to head coach after the resignation of Art Tolis concluding the 1981-82 season.

Hancock's first year was a season of many firsts for UT Martin, as the team broke or tied 19 school records en route to a program-best 21 win season, its first Gulf South Conference championship, and second consecutive NCAA Division II South Central Regional Tournament.

Picked seventh out of eight teams in the preseason poll in 1982-83, Hancock earned GSC Coach of the Year Honors and 6-7 junior center Jerry Davis was named GSC Player of the Year - both of which were the first time UT Martin was represented in those GSC categories. The Pacers went 17-1 at home and ranked No. 4 in the NCAA in defense, as Davis, Gus Rudolph and Mitch Stentiford were all named to the GSC's first team.

Hancock would go on to post two more 20-win seasons and win one more GSC championship in the 1987-88 season. Overall, Hancock's teams shattered more than 40 records in his tenure, as he averaged 19 wins per season (second-most in school history).

SEASONS: 9

	TOTAL	GSC
1982-83:	21-10	11-3
1983-84:	19-10	8-6
1984-85:	20-9	10-6
1985-86:	18-11	9-7
1986-87:	17-11	7-9
1987-88:	20-8	12-4
1988-89:	1-25	1-15
1989-90:	10-17	6-10
1990-91:	1-6	0-0
TOTAL:	132-122 (.520)	66-74 (.471)

ALL-TIME HEAD COACHES



**CAL
LUTHER**
1990-99

Perhaps the most influential coach

in UT Martin history was Cal Luther. Tabbed by UT Martin athletics director Don McLeary to guide the UT Martin program through the NCAA Division-I re-classification process, Luther had more than 30 years of coaching experience.

After rebuilding DePauw (Ind.) to an Indiana Collegiate Conference championship, Luther moved on to Ohio Valley Conference member Murray State, where he was credited for laying the foundation for the program's success. At Murray State, Luther led the Racers to three OVC titles, was named OVC Coach of the Year three times, and earned a spot in the school's athletics Hall of Fame after leading the team to two NCAA Tournaments. From Murray State, Luther went to Longwood in Virginia, where he led a former all-girls school to a transition from Division-III to Division-II, earning five winning seasons and a 20-7 record in 1988-89.

At UT Martin, Luther guided the team into the Ohio Valley Conference and made the change from the Pacers nickname to Skyhawks. While the team scheduled the toughest opponents for most of Luther's tenure to keep up with Division-I budget restraints, Luther still found success - earning OVC Coach of the Year in 1996 after his program earned its first OVC winning season.

Luther was inducted into the UT Martin Athletics Hall of Fame as a pioneer in 2017.

SEASONS: 9

	TOTAL	GSC
*1990-91:	5-15	2-14
1991-92:	9-19	---
	OVC	
1992-93:	7-19	4-12
1993-94:	5-22	3-13
1994-95:	7-20	5-11
1995-96:	13-14	9-7
1996-97:	11-16	8-10
1997-98:	7-20	5-13
1998-99:	8-18	5-13
TOTAL:	72-163	39-79
	(.306)	(.331)



**BRET
CAMPBELL**
1999-2009

The UT Martin Skyhawks earned its

first-ever postseason berth as a Division-I member under the guidance of Bret Campbell. An assistant coach at OVC member Austin Peay before his arrival in Martin, Campbell gave the Skyhawks its first-ever winning season since joining the Division-I ranks in just his third season in charge.

Six of the 14 UT Martin all-time 1,000 point scorers played under Campbell, including standout guard Lester Hudson. In Campbell's last two seasons as coach, the Skyhawks were led by Hudson, who quickly became one of the most dynamic players in the NCAA after tallying the NCAA's first-ever quadruple double (25 points, 12 rebounds, 10 assists and 10 steals) against Central Baptist in his third career game.

Under Campbell, the Skyhawks hosted its first OVC Tournament game and won its first two OVC Tournament games. The best season by far in Campbell's tenure was 2008-09, when the Skyhawks secured its first-ever outright regular-season OVC championship. The Skyhawks posted its first 20-win season since 1987-88, and made an appearance in the National Invitation Tournament, where it hung tough with Auburn before falling 87-82. For his efforts, Campbell received OVC Coach of the Year honors.

SEASONS: 10

	TOTAL	OVC
1999-2000:	10-18	7-11
2000-01:	10-18	5-11
2001-02:	15-14	7-9
2002-03:	14-14	7-9
2003-04:	10-18	5-11
2004-05:	6-21	3-13
2005-06:	13-15	9-11
2006-07:	8-23	5-15
2007-08:	17-16	11-9
2008-09:	22-10	14-4
TOTAL:	125-168	73-103
	(.427)	(.415)



**JASON
JAMES**
2009-14

After spending seven seasons

as an assistant coach at UT Martin, including the role of associate head coach during the 2008-09 OVC championship season, Jason James was named the program's eighth head coach. A native of St. Louis, Mo., he was the nation's second-youngest NCAA Division-I men's basketball head coach at the time of his hiring.

A bit of history occurred in December of James' debut season, as the Skyhawks earned back-to-back OVC Player of the Week accolades for just the second time ever.

In Year Two of the James Era, the team tripled its win output from the previous season. Senior Benzor Simmons became the program's 15th member of the 1,000 point club, while a trio of freshmen combined to win eight adidas OVC Freshman of the Week awards, the most awards recorded by one school since the league began handing out the award in 1978-79.

In 2011-12, James coached OVC Freshman of the Year Myles Taylor, who was also a member of the OVC's All-Newcomer team.

The following season, James led UT Martin back to the OVC Tournament, downing league heavyweights Eastern Kentucky (25-10 record) and winning at OVC West champion Murray State (21-10) for the first time in program history.

In 2013-14, James oversaw three players who joined UT Martin's exclusive 1,000 career point club in Mike Liabo, Myles Taylor and Terence Smith.

SEASONS: 5

	TOTAL	OVC
2009-10:	4-25	1-17
2010-11:	12-21	6-12
2011-12:	4-27	0-16
2012-13:	9-21	5-11
2013-14:	8-23	3-13
TOTAL:	37-117	15-69
	(.240)	(.179)



**HEATH
SCHROYER**
2014-16

Leading U T Martin to

anunprecedented era of success is Heath Schroyer.

The Walkersville, Md. native directed the Skyhawks to back-to-back 20-win seasons for the first time since 1981-83. Schroyer's 41 wins are tied for the most in a two-year span in school history.

In 2015-16, Schroyer led UT Martin to its first-ever OVC West division championship and first OVC Tournament championship game in program history. The Skyhawks advanced to the postseason for the second straight year, winning their first round game in the 2016 CollegeInsider.com Postseason Tournament.

Schroyer was at the forefront of one of the most successful seasons in school history in his debut season, as the Skyhawks finished one win shy (21) of the school record. UT Martin's 13-win increase from the previous season was tied for the fourth-best improvement in the nation as the Skyhawks led all of Division-I with 12 road wins, which is a school record.

UT Martin notched the first three postseason victories in the program's Division-I history, advancing all the way to the Final Four of the CollegeInsider.com Postseason Tournament. Out of 345 Division-I members, the Skyhawks were one of the final 14 teams alive in the hunt for a national postseason title.

Schroyer was named the Tennessee Sports Writers Association Men's Basketball Coach of the Year in 2014-15. He was also one of 16 finalists for the 2015 Hugh Durham National Coach of the Year Award.

SEASONS: 2

	TOTAL	OVC
2014-15:	21-13	10-6
2015-16:	20-15	10-6
TOTAL:	41-28	20-12
	(.594)	(.625)



**ANTHONY
STEWART**
2016-20

Tying a school record for most

single-season victories in his first year was Anthony Stewart, who was elevated to head coach on April 21, 2016 after serving as associate head coach under Heath Schroyer.

UT Martin's 22 wins in 2016-17 equaled the school record for most single-season victories, as the Skyhawks won their first-ever outright OVC West division championship and advanced to the OVC Tournament championship game for the second consecutive year.

After his debut season, Stewart was selected as one of 21 finalists for the 2017 Ben Jobe National Coach of the Year Award, given annually to the nation's top Division-I minority head coach. His 22 wins were the third-highest total of the 29 first-year head coaches in Division-I basketball that season.

UT Martin's 14 home wins in 2016-17 were the most in the school's Division-I Era (since 1992) and were the most for the program since 1987-88. The Skyhawks' 10 nonconference wins were tied for the most in program history and were the most since 1986-87.

In his second season at the helm, UT Martin produced four different players who collected an OVC weekly accolade, which tied the 2008-09 OVC championship squad for the second-most OVC weekly award winners in school history.

In 2018-19, Stewart helped guide the Skyhawks to another OVC Championship tournament win.

The 2019-20 season saw Quintin Dove and Parker Stewart both earn All-OVC nods, marking just the fourth time in school history where UT Martin landed players on both of the league's first and second teams.

Stewart tragically passed away at the age of 50 on Nov. 15, 2020 - less than two weeks before UT Martin was set to start the 2020-21 campaign.

SEASONS: 4

	TOTAL	OVC
2016-17:	22-13	10-6
2017-18:	10-21	5-13
2018-19:	12-19	6-12
2019-20:	9-20	5-13
TOTAL:	53-73	26-44
	(.421)	(.371)



ALL-TIME HEAD COACHES



**MONTEZ
ROBINSON**
2020-Active

Montez Robinson was appointed as interim head coach on Nov. 17, 2020 - two days after the sudden passing of Anthony Stewart.

Robinson, who was originally hired as an assistant coach in September, came to the Skyhawks after a successful five-year stint as head coach at Alcorn State University. Taking over a program that was under NCAA sanctions for low Academic Progress Rate scores, the Fairfield, Ala. native improved the Braves program by nine victories in both overall and conference play in his debut season. Alcorn State finished second in the SWAC standings in 2015-16 after the team he inherited finished ninth during the previous season.

All in all, Robinson compiled a .556 winning percentage in league games with the Braves, including back-to-back second-place finishes (13-5 in 2015-16 and 2016-17). His first two seasons marked the first time that Alcorn State dialed up consecutive winning seasons in league play in 15 years. Last season, the Braves were predicted to finish ninth in the SWAC preseason standings but placed fourth with an 11-7 mark. Alcorn State received an invitation to play in the 2020 CollegeInsider.com Postseason Tournament (CIT) before the event was cancelled.

Robinson's best season occurred in 2016-17, when he guided the Braves to the SWAC Tournament championship game. He became the first Alcorn State representative to win SWAC Coach of the Year accolades since 2002 and was also crowned as the NABC All-District 23 Co-Coach of the Year. He was a two-time finalist for the Ben Jobe National Coach of the Year Award (following the 2015-16 and 2016-17 seasons) and was also a finalist for the 2016 Joe B. Hall National Coach of the Year Award.

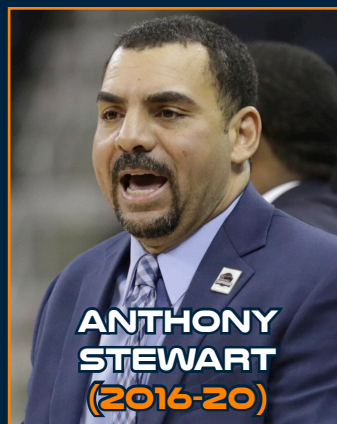

MOST OVERALL WINS

Rank.....	Name (Years)	Record	Seasons
1.....	Floyd Burdette (1952-71).....	197-201	19
2.....	Tom Hancock (1982-90)	132-122	9
3.....	Bret Campbell (1999-2009).....	125-168	10
4.....	Bob Paynter (1971-80).....	99-122	9
5.....	Cal Luther (1990-99)	72-163	9
6.....	Anthony Stewart (2016-20).....	53-73	4
7.....	Heath Schroyer (2014-16).....	41-28	2
8.....	Jason James (2009-14)	37-117	5
9.....	Art Tolis (1980-82)	32-25	2
10.....	JC Henson (1951-52)	6-12	1
10 Coaches (1951-2020)		794-1031	69

HIGHEST WIN PERCENTAGE

Rank.....	Name (Years).....	Win Pct.....	Seasons
1.....	Heath Schroyer (2014-16)594	2
2.....	Art Tolis (1980-82).....	.561	2
3.....	Tom Hancock (1982-90).....	.520	9
4.....	Floyd Burdette (1952-71)495	19
5.....	Bob Paynter (1971-80)448	9
6.....	Bret Campbell (1999-2009)427	10
7.....	Anthony Stewart (2016-20)421	4
8.....	JC Henson (1951-52).....	.333	1
9.....	Cal Luther (1990-99).....	.306	9
10.....	Jason James (2009-14).....	.240	5
10 Coaches (1951-2020)435	69

ALL-TIME DIVISION-I HEAD COACHES





YEARLY RESULTS

1951-52 Coach: J.C. Henson Record: 6-12

Opponent	W/L	Score
Murray State Jr. Varsity	L	25-98
Missouri Baptist	L	47-52
Bethel College	L	47-81
Martin College	W	69-53
Martin College	W	77-62
Bethel College	L	36-70
Lambuth	L	53-100
Missouri Baptist	L	38-42
Paducah Jr. College	L	47-98
Freed-Hardeman	W	65-58
Martin College	L	40-47
Martin College	W	51-40
Murray State Jr. Varsity	L	41-81
Paducah Jr. College	L	70-85
Lambuth	L	48-98
Freed-Hardeman	W	70-64
Christian Brothers	L	43-47
Christian Brothers	W	77-60

1952-53 Coach: Floyd Burdette Record: 7-9

Opponent	W/L	Score
Freed-Hardeman	L	49-53
Bethel College	L	66-77
Northwest	L	61-68
Union Frosh	W	63-61
Austin Peay Frosh	W	61-55
Lambuth	L	55-72
Paducah	L	72-87
Christian Brothers	W	60-55
Freed-Hardeman	W	71-67
Bethel College	W	70-65
Northwest	W	78-56
Union Frosh	L	55-65
Austin Peay Frosh	L	62-76
Lambuth	L	60-66
Paducah	L	65-81
Christian Brothers	W	48-47

1953-54 Coach: Floyd Burdette Record: 15-3

Opponent	W/L	Score
Rutherford Independent	W	84-58
Rivers Independent	W	79-50
Athens	W	92-49
Murray St. Jr. Varsity	W	90-73
Bethel College	L	74-79
Freed-Hardeman	W	70-64
Lambuth	L	67-74
Austin Peay Jr. Varsity	W	78-48
Belmont College	W	83-81
Christian Brothers	W	50-49
Bethel College	W	70-59
Freed-Hardeman	W	91-74
Christian Brothers	W	69-64
Austin Peay Jr. Varsity	W	78-49
NE Miss. Jr. College	W	84-60
Belmont College	L	60-67
Memphis Navy	W	83-75
Lambuth	W	87-75

1954-55 Coach: Floyd Burdette Record: 14-4

Opponent	W-L	Score
Parsons Independent	W	88-63
Pilot Oak Independent	W	76-61
Freed-Hardeman	W	64-52

Lambuth	W	89-86
Union University	W	68-56
Freed-Hardeman	W	72-52
Murray State Jr. Varsity	L	69-75
Vanderbilt Frosh	W	75-58
Christian Brothers	W	71-37
Union University	W	92-85
Memphis Navy	L	69-82
Murray State Jr. Varsity	L	50-56
Vanderbilt Frosh	W	62-56
Paducah Jr. College	W	95-75
Christian Brothers	L	57-60
Memphis Navy	W	85-64
Steward A.F. Base	W	83-81
Lambuth	W	86-56

1955-56 Coach: Floyd Burdette Record: 13-6

Opponent	W/L	Score
Trenton Independent	W	109-43
Kennett Missouri	W	72-69
Freed-Hardeman	W	72-66
Oakland City	W	71-65
Bethel College	L	102-104
Paducah Jr. College	L	81-93
Freed-Hardeman	W	82-78
Lambuth College	W	87-74
Bethel College	W	86-81
Murray State Jr. Varsity	W	79-74
Middle Tenn. Jr. Varsity	W	84-76
Union University	W	84-62
Union University	L	73-77
Vanderbilt Frosh	L	69-90
Vanderbilt Frosh	L	65-93
Paducah Jr. College	W	70-60
Clarksville Naval	W	75-61
Lambuth	W	70-66
Murray State Jr. Varsity	L	83-99

1956-57 Coach: Floyd Burdette Record: 7-13

Opponent	W/L	Score
Trenton	W	121-38
Oakland City	L	86-96
Oakland City	L	61-82
Paducah Jr. College	L	66-70
Delta State	W	87-78
Freed-Hardeman	L	71-75
Mo. School of Mines	L	60-75
Union University	L	57-66
Trenton	W	91-44
Paducah Jr. College	L	70-92
Athens	L	52-72
Union University	W	79-63
Lambuth	W	87-69
Murray State Jr. Varsity	W	68-67
Lambuth	L	66-68
Vanderbilt Frosh	L	48-72
Freed-Hardeman	W	92-90
Murray State	L	74-80
Delta State	L	65-78
Vanderbilt Frosh	L	70-84

1957-58 Coach: Floyd Burdette Record: 8-2

Opponent	W/L	Score
Jackson Independent	W	92-39
Athens	L	79-84
Oakland City	W	83-75
Oakland City	W	70-59
Delta State	W	69-58

Paducah Jr. College	W	97-73
Mo. School of Mines	W	79-55
Belmont College	W	82-75
Union University	W	67-63
Paducah Jr. College	L	69-72

1958-59 Coach: Floyd Burdette Record: 9-13

Opponent	W/L	Score
Union University	W	87-47
Bethel College	L	62-63
Oakland City	L	91-94
Oakland City	L	67-80
Bethel College	L	62-72
Freed-Hardeman	W	58-38
Missouri School of Mines	W	79-74
David Lipscomb	W	71-70
David Lipscomb	L	59-70
Union University	W	71-68
Freed-Hardeman	L	60-77
Christian Brothers	L	55-66
Lambuth College	W	65-64
Union University	L	65-94
Bethel College	W	83-72
Christian Brothers	L	50-58
Tennessee Doctors	W	76-66
Belmont College	W	83-61
David Lipscomb	L	61-63

1959-60 Coach: Floyd Burdette Record: 10-9

Opponent	W/L	Result
Ky-Tenn. All-Stars	W	88-74
Arkansas College	W	74-72
Christian Brothers	L	50-69
Union University	W	67-64
Freed-Hardeman	W	90-81
Missouri School of Mines	W	84-32
Austin Peay	L	50-75
Belmont College	W	72-67
Lambuth College	L	51-52
Freed-Hardeman	L	69-71
Union University	W	59-56
David Lipscomb	L	54-58
Christian Brothers	L	48-71
Belmont College	L	60-62
Austin Peay	L	75-78
Lambuth College	W	68-57
David Lipscomb	W	71-68
Milligan	W	61-58
Tennessee Wesleyan	L	63-66

1960-61 Coach: Floyd Burdette Record: 13-10/ VSAC: 7-5

Date	Opponent	H/A	Result
11/18	Arkansas College	H	W, 86-69
11/24	Harding Academy	A	L, 67-68
11/24	Arkansas College	A	W, 95-73
11/28	Harding Academy	H	W, 95-71
12/1	* Freed-Hardeman	H	W, 100-63
12/5	* Austin Peay	A	W, 73-72
12/8	* Freed-Hardeman	A	W, 82-64
12/17	Mo. School of Mines	A	L, 71-81
1/7	Delta State	A	L, 50-73
1/14	* David Lipscomb	H	W, 62-57
1/19	* Union University	H	L, 68-69
1/21	Delta State	H	W, 89-86
1/23	* Lambuth	H	W, 87-70
1/28	* Belmont College	A	L, 74-76
1/30	Florence	A	L, 69-72
2/2	Florence	H	W, 87-76



2/4	* David Lipscomb	A	L, 65-82
2/9	* Union University	A	L, 61-67
2/11	* Austin Peay	H	L, 86-95
2/14	* Lambuth	A	W, 92-73
2/18	* Belmont College	H	W, 87-86
2/22	\$ Lincoln Memorial		W, 79-76
	\$ Austin Peay		L, 75-82

* - Volunteer State Athletic Conference Game
\$ - VSAC Tournament

1961-62
Coach: Floyd Burdette
Record: 13-11/ VSAC: 8-6

Opponent	H/A	Result
* Freed-Hardeman	H	W, 96-75
Arkansas College	A	L, 72-90
* Lambuth	A	L, 73-74
Mo. School of Mines	H	W, 109-83
Arkansas College	H	W, 92-80
* Bethel College	H	W, 89-74
Florence State	A	L, 77-79
* Freed-Hardeman	A	W, 85-67
* Belmont College	A	W, 84-64
* Bethel	H	L, 69-71
* Belmont	H	W, 68-57
* Austin Peay	A	L, 79-82
* David Lipscomb	H	W, 62-61
* Austin Peay	H	L, 76-80
* Union University	A	L, 81-92
Florence State	H	L, 82-89
* Union University	H	W, 98-73
Delta State	A	L, 76-87
* Lambuth	H	W, 90-75
* David Lipscomb	A	L, 56-58
\$ Lincoln Memorial		W, 77-59
\$ Tusculum College		W, 62-48
\$ Austin Peay		W, 74-65
\$ Carson-Newman		L, 42-63

* - Volunteer State Athletic Conference Game
\$ - VSAC Tournament

1962-63
Coach: Floyd Burdette
Record: 12-12/ VSAC: 6-4

Date	Opponent	H/A	Result
12/6	Lambuth	H	W, 85-83
12/14	Southeast Missouri	A	L, 77-93
12/17	# Wofford	N	L, 59-66
12/18	# Mississippi College	N	L, 73-85
12/20	Arkansas College	H	W, 83-80
12/21	Arkansas College	H	W, 85-62
12/28	% Arkansas College	A	L, 44-62
12/29	% Arkansas State	N	W, 78-75
1/7	Delta State	H	L, 60-70
1/10	Florence State	H	W, 86-69
1/12	* David Lipscomb	A	L, 64-70
1/17	Lambuth	A	L, 64-65
1/21	* Belmont College	H	W, 83-61
1/24	* Bethel College	H	W, 80-70
1/28	* Union University	H	W, 87-76
1/31	* Austin Peay	H	W, 82-74
2/2	* Belmont College	A	W, 99-81
2/4	* Bethel College	A	W, 69-57
2/7	* Austin Peay	A	L, 57-74
2/11	* Union University	A	L, 69-78
2/14	* David Lipscomb	H	L, 60-70
2/16	Florence State	A	L, 78-94
2/20	\$ Milligan	A	W, 70-63
2/22	\$ Tennessee Wesleyan	A	L, 67-79

- Union University Invitational - Jackson, Tenn.
% - Arkansas College Invitational - Fayetteville, Ark.
* - Volunteer State Athletic Conference Game
\$ - VSAC Tournament

1963-64
Coach: Floyd Burdette
Record: 11-10/ VSAC: 8-4

Date	Opponent	H/A	Result
12/2	* Austin Peay	A	L, 65-89
12/7	* Lambuth College	H	W, 89-66
12/11	Florence State	H	L, 65-73
12/14	Southeast Missouri	A	L, 80-110
12/20	Arkansas College	H	W, 75-71
12/31	Arkansas College	A	L, 66-74
1/8	Southeast Missouri	H	L, 56-63
1/11	* David Lipscomb	H	W, 68-61
1/14	* Union University	A	W, 69-65
1/18	* Belmont College	A	L, 68-71
	Florence State	H	W, 79-76
1/25	Delta State	A	W, 80-74
1/27	* Bethel College	H	W, 70-54
1/30	* Lambuth	A	W, 70-63
2/1	* Belmont College	H	W, 81-74
2/3	* Union University	H	L, 73-75
2/6	Delta State	H	L, 76-80
2/10	* Austin Peay	H	L, 68-82
2/13	* Bethel College	A	W, 57-56
2/15	* David Lipscomb	A	W, 65-59
2/19	\$ Tennessee Wesleyan	A	L, 62-72

* - Volunteer State Athletic Conference Game
\$ - VSAC Tournament

1964-65
Coach: Floyd Burdette
Record: 11-13/ VSAC: 6-6

Date	Opponent	H/A	Result
12/3	Middle Tennessee	H	L, 89-94
12/7	* Lambuth	H	W, 72-58
12/9	* Austin Peay	H	W, 58-48
12/11	Southeast Missouri	H	L, 55-71
12/17	* Lambuth	A	L, 66-69
12/18	Southeast Missouri	A	L, 66-76
12/28	# Hendrix College	A	L, 81-87
12/29	# Arkansas Tech	A	W, 97-94
12/30	# Harding College	A	W, 71-70
1/2	* David Lipscomb	A	W, 59-56
1/4	Christian Brothers	A	W, 91-82
1/9	* Belmont College	A	L, 56-61
1/14	* Bethel College	H	W, 80-76
1/16	* David Lipscomb	H	W, 71-64
1/18	* Union University	H	L, 62-67
1/23	Delta State	A	L, 65-73
1/26	* Bethel College	A	W, 68-65
1/28	* Austin Peay	A	L, 69-70
2/3	Christian Brothers	A	L, 74-84
2/6	Delta State	H	W, 85-71
2/8	* Belmont College	H	L, 72-86
2/13	* Union University	A	L, 67-75
2/17	\$ King College	A	W, 84-70
2/18	\$ Tusculum	A	L, 70-82

- AIC Holiday Tournament
* - Volunteer State Athletic Conference Game
\$ - VSAC Tournament

1965-66
Coach: Floyd Burdette
Record: 12-8/VSAC: 7-2

Opponent	H/A	Result
Middle Tennessee	A	L, 57-59
* Bethel College	H	W, 75-62
* Bethel College	A	W, 83-61
* Belmont College	A	W, 68-63
Southeast Missouri	H	W, 92-84
Arkansas College	A	L, 56-74
Arkansas College	A	L, 74-77
* Belmont College	H	W, 86-66
* Austin Peay	A	L, 84-99

Christian Brothers	H	L, 82-84
* Union University	A	L, 68-73
Ark. St. Teachers	H	W, 77-70
Delta State	H	W, 75-65
Christian Brothers	H	W, 75-63
* Union University	H	W, 71-67
* Lambuth	A	W, 64-53
* Austin Peay	H	W, 107-86
Southeast Missouri	H	L, 86-113
\$ Lincoln Memorial	A	W, 71-64
\$ Tusculum College	A	L, 50-59

* - Volunteer State Athletic Conference Game
\$ - VSAC Tournament

1966-67
Coach: Floyd Burdette
Record: 11-13/VSAC: 6-1

Date	Opponent	H/A	Result
12/1	Middle Tennessee	A	L, 94-108
12/5	# Tennessee State	A	L, 51-64
12/6	# Birmingham Southern	N	L, 74-80
12/10	Middle Tennessee	H	W, 94-78
12/15	* Belmont College	A	W, 87-79
12/19	Arkansas College	H	W, 60-58
12/20	Arkansas College	H	W, 95-63
12/22	Southeast Missouri	A	L, 71-75
1/4	Austin Peay	A	L, 66-77
1/6	Delta State	A	L, 61-82
1/7	Delta State	A	L, 57-67
1/12	Bethel College	A	L, 53-55
1/14	* Christian Brothers	A	L, 55-58
1/19	Austin Peay	H	L, 71-74
1/21	* Union University	H	W, 61-57
1/25	Southeast Missouri	H	W, 87-77
1/28	Arkansas State	A	L, 71-96
1/30	Arkansas State	A	L, 67-77
2/2	* Christian Brothers	H	W, 77-70
2/9	* Bethel College	H	W, 66-56
2/11	* Belmont College	H	W, 78-60
2/16	* Union University	A	W, 88-68
2/18	Delta State	A	W, 87-77
	\$ Tusculum College	A	L, 63-66

- Music City Invitational - Nashville, Tenn.
* - Volunteer State Athletic Conference Game
\$ - VSAC Tournament

1967-68
Coach: Floyd Burdette
Record: 3-18/VSAC: 3-7

Date	Opponent	H/A	Result
12/5	Austin Peay	A	L, 70-76
12/9	Middle Tennessee	H	L, 69-88
12/14	Delta State	A	L, 84-97
12/19	David Lipscomb	H	L, 67-77
1/3	Southwestern	A	L, 81-82
1/6	* Christian Brothers	A	L, 68-73
1/8	Kentucky Wesleyan	A	L, 65-79
1/11	* Bethel College	A	W, 76-75
1/17	Austin Peay	H	L, 64-68
1/20	* Union University	H	L, 73-77
1/25	* Christian Brothers	H	L, 70-73
1/27	* Belmont College	H	W, 85-59
1/30	Arkansas College	H	L, 58-67
2/1	Middle Tennessee	A	L, 83-100
2/8	* Bethel College	H	L, 73-79
2/10	* Belmont College	A	L, 62-68
2/15	* Union University	A	L, 59-68
2/17	Delta State	H	L, 64-67
2/21	* King College	A	W, 86-64
2/22	* Union University	A	L, 64-66
3/2	Kentucky Wesleyan	H	L, 86-97

* - Volunteer State Athletic Conference Game



YEARLY RESULTS

1968-69

Coach: Floyd Burdette
Record: 8-12/VSAC: 5-5

Date	Opponent	H/A	Result
11/30	Southwestern	H	L, 72-86
12/2	Arkansas State	A	W, 76-66
12/4	* Austin Peay	A	L, 64-84
12/7	Middle Tennessee	H	L, 89-103
12/14	Tennessee Tech	A	L, 69-100
12/16	Delta State	A	L, 73-78
12/18	* Austin Peay	H	L, 73-95
1/4	* Christian Brothers	H	W, 86-65
1/9	* Bethel College	H	W, 80-68
1/13	David Lipscomb	A	L, 67-82
1/18	* Union University	H	L, 68-74
1/21	Southwestern	A	L, 76-77
1/24	* Belmont College	A	W, 75-68
1/28	Arkansas State	H	W, 87-69
2/1	* Christian Brothers	A	W, 81-77
2/6	* Bethel College	A	L, 76-112
2/8	* Belmont College	H	W, 102-71
2/13	* Union University	A	L, 72-73
2/15	Delta State	H	W, 89-85
	Tennessee Wesleyan	H	L, 64-66

* - Volunteer State Athletic Conference Game

1969-70

Coach: Floyd Burdette
Record: 14-12/VSAC: 6-4
VSAC Western Division Champions
VSAC CHAMPIONS

Date	Opponent	H/A	Results
12/1	Southwestern	H	W, 86-85
12/3	* Austin Peay	A	L, 98-118
12/5	# Bethel College	N	L, 88-94
12/6	# LaGrange	N	W, 76-66
12/8	Arkansas State	H	L, 74-83
12/13	Delta State	H	W, 89-66
12/20	LeMoyne-Owen	A	L, 68-81
12/22	Missouri-St. Louis	H	L, 77-86
12/30	Middle Tennessee	A	L, 78-83
1/3	Missouri-St. Louis	A	L, 85-86
1/7	* Christian Brothers	H	W, 78-51
1/10	* Bethel College	H	W, 94-92
1/14	* Austin Peay	H	W, 89-87
1/17	* Union University	H	W, 74-69
1/19	Southwestern	A	W, 91-80
1/22	Arkansas State	A	L, 67-73
1/24	* Belmont College	H	W, 119-75
1/26	LeMoyne-Owen	H	W, 101-72
1/31	* Christian Brothers	H	L, 66-67
2/5	* Bethel College	A	L, 69-76
2/7	* Belmont College	A	L, 77-79
2/12	* Union University	A	W, 67-65
2/14	Delta State	A	L, 86-89
2/18	\$ Union University	N	W, 78-75
2/19	\$ Carson-Newman	N	W, 92-81
2/21	\$ LeMoyne-Owen	N	W, 80-55

- Lambuth College Tournament - Jackson, Tenn.

* - Volunteer State Athletic Conference Game

\$ - VSAC Tournament

1970-71

Coach: Floyd Burdette
Record: 3-20/VSAC: 0-9

Date	Opponent	H/A	Result
12/1	Southwestern	A	W, 94-88
12/5	* Austin Peay	A	L, 83-97
12/7	Delta State	H	L, 80-94
12/12	Southern Indiana	H	W, 88-82
12/17	Missouri-St. Louis	A	W, 85-78
12/18	SIU Edwardsville	A	L, 75-85
12/30	Missouri-St. Louis	H	L, 70-71
1/1	SIU Edwardsville	H	L, 76-103

1/6	* Christian Brothers	A	L, 66-68
1/9	* Bethel	A	L, 66-72
1/14	LeMoyne-Owen	H	L, 90-103
1/16	* Belmont College	A	L, 70-71
1/21	* Union University	A	L, 78-84
1/23	* Christian Brothers	H	L, 65-70
1/26	LeMoyne-Owen	A	L, 66-75
1/30	* Belmont	H	L, 80-84
2/4	* Union University	H	L, 73-74
2/6	Southwestern	H	L, 83-86
2/11	* Bethel College	H	L, 77-97
2/15	\$ Belmont College	A	L, 52-74
2/25	Middle Tennessee	A	L, 59-66
2/27	Delta State	A	L, 68-70
3/4	Middle Tennessee	H	L, 72-74

* - Volunteer State Athletic Conference Game
\$ - VSAC Tournament

1971-72

Coach: Bob Paynter

Record: 10-16/Gulf South Conference: 3-5

Date	Opponent	H/A	Result
12/1	Austin Peay	A	L, 76-89
12/4	Middle Tennessee	H	W, 66-65
12/8	Lambuth	A	L, 89-97
12/11	* Florence State	H	W, 83-82
12/17	# Southeast Missouri	A	L, 87-95
12/18	* Christian Brothers	N	L, 62-73
12/23	Ind. State Evansville	A	W, 76-64
1/6	Union University	H	L, 69-78
1/8	* Livingston	H	L, 71-92
1/13	Christian Brothers	A	L, 64-72
1/15	* Jacksonville State	A	L, 79-85
1/20	Middle Tennessee	A	L, 57-77
1/22	Lambuth	H	W, 84-75
1/27	Bethel College	A	L, 81-98
1/29	* Jacksonville State	H	W, 99-79
1/31	* Troy State	H	W, 87-83
2/3	Austin Peay	H	W, 78-77
2/5	* Florence State	A	L, 75-88
2/10	Bethel College	H	L, 84-88
2/12	* Livingston	A	L, 77-90
2/14	* Troy State	A	L, 75-84
2/17	Christian Brothers	H	W, 77-69
2/19	Union University	A	L, 63-87
2/22	* Nicholls State	A	W, 111-94
2/23	\$ Troy State	A	L, 77-81
2/26	Southeast Missouri	H	W, 91-87

- Girardot Classic - Cape Girardeau, Mo.

* - Gulf South Conference Game

\$ - GSC Tournament

1972-73

Coach: Bob Paynter

Record: 13-13/Gulf South Conference: 5-9

Date	Opponent	H/A	Result
11/28	Southwestern	A	W, 72-60
12/1	# Union University	A	L, 78-87
12/2	* Lincoln Memorial	A	W, 75-59
12/6	Lambuth	A	W, 66-60
12/9	Ind. St.-Evansville	H	W, 67-50
12/16	Bethel College	A	L, 76-83
12/22	Southeast Missouri	A	L, 72-81
1/4	Lambuth College	H	W, 89-88
1/6	Southwestern	H	W, 87-59
1/11	Union University	A	W, 85-78
1/13	* Southeastern La.	H	W, 76-75
1/15	* Nicholls State	H	W, 75-72
1/19	* Jacksonville State	A	L, 71-84
1/20	* Troy State	A	L, 85-103
1/25	* Florence State	H	L, 81-91
1/27	* Livingston	A	L, 95-96
1/31	* Delta State	A	W, 78-69
2/2	* Nicholls State	A	L, 64-87

2/3	* Southeastern La.	A	L, 57-76
2/9	* Jacksonville State	H	L, 71-81
2/10	* Troy State	H	W, 89-90
2/13	Bethel College	H	L, 73-79
2/17	* Livingston	H	W, 76-72
2/19	* Delta State	H	L, 69-74
2/23	* Florence State	A	L, 84-68
2/27	Union University	H	W, 106-80

- Middlesboro Invitational

* - Gulf South Conference Game

1973-74

Coach: Bob Paynter

Record: 8-15/Gulf South Conference: 3-10

Date	Opponent	H/A	Result
12/1	Bradley	A	L, 65-99
12/5	Arkansas	A	L, 68-80
12/8	Lambuth	H	W, 88-75
12/14	Ind. St.-Evansville	A	L, 66-74
12/17	* Nicholls State	H	W, 73-64
12/19	Christian Brothers	H	W, 74-69
1/2	Chattanooga	A	L, 83-88
1/5	* Livingston	H	W, 85-69
1/11	* Troy State	A	L, 61-74
1/12	* Jacksonville State	A	L, 67-78
1/15	* Mississippi College	H	L, 59-74
1/17	Union University	A	W, 77-73
1/24	David Lipscomb	A	W, 85-78
1/26	* Florence State	A	L, 80-83
1/30	Chattanooga	H	L, 78-94
2/2	* Southeastern La.	H	L, 59-75
2/6	* Florence State	H	L, 80-83
2/9	* Livingston	A	L, 73-79
2/15	* Troy State	H	W, 88-81
2/16	* Jacksonville State	H	L, 71-77
2/19	Union University	H	W, 95-78
2/22	* Delta State	A	L, 76-77
2/23	* Northwestern La.	A	L, 83-100

* - Gulf South Conference Game

1974-75

Coach: Bob Paynter

Record: 11-13/Gulf South Conference: 6-7

Date	Opponent	H/A	Result
11/30	Chattanooga	A	L, 98-108
12/4	Lambuth College	A	W, 89-80
12/7	Union University	H	W, 75-67
12/16	Indiana State	A	L, 83-95
12/18	Christian Brothers	A	L, 71-75
12/21	Arkansas State	A	L, 73-95
1/3	* Mississippi College	A	W, 82-76
1/4	* Livingston	A	W, 77-52
1/7	Indiana State	H	W, 79-75
1/10	* Troy State	H	L, 70-74
1/11	* Jacksonville State	H	W, 67-65
1/16	* North Alabama	H	W, 73-72
1/18	Chattanooga	H	L, 69-70
1/20	Missouri-St. Louis	H	W, 78-73
1/25	David Lipscomb	H	W, 68-66
1/31	* SE Louisiana	A	L, 66-79
2/2	* Nicholls State	A	L, 74-76
2/6	* North Alabama	H	L, 58-74
2/8	* Livingston	H	W, 78-75
2/10	Bethel College	H	L, 58-60
2/15	* Troy State	A	L, 70-76
2/17	* Jacksonville State	A	L, 75-99
2/22	* Northwestern La.	H	W, 90-74
2/24	* Delta State	H	L, 61-62

* - Gulf South Conference Game

YEARLY RESULTS

1975-76

Coach: Bob Paynter

Record: 15-8/Gulf South Conference: 5-6

Date	Opponent	H/A	Result
11/29	Fort Campbell	H	W, 97-51
12/1	Chattanooga	A	L, 69-95
12/3	Lambuth College	A	W, 87-80
12/6	* Livingston	H	W, 80-60
12/9	Christian Brothers	A	W, 64-53
12/18	* Delta State	A	W, 85-74
1/3	Christian Brothers	H	W, 74-58
1/8	Lambuth College	H	W, 76-61
1/10	* North Alabama	H	L, 59-62
1/12	Arkansas State	H	W, 81-66
1/17	* Troy State	A	L, 53-63
1/19	* Jacksonville State	A	L, 53-61
1/23	Missouri-St. Louis	A	W, 77-75
1/26	* Mississippi College	H	W, 93-55
1/29	Freed-Hardeman	H	W, 99-80
1/31	Chattanooga	H	W, 76-70
2/6	* SE Louisiana	H	W, 61-48
2/7	* Nicholls State	H	L, 64-81
2/9	Bethel College	A	W, 79-69
2/14	* Livingston	A	L, 74-82
2/20	* Troy State	H	W, 68-66
2/21	* Jacksonville State	H	L, 74-76
	\$ North Alabama	A	L, 56-58

* - Gulf South Conference Game
\$ - GSC Tournament

1976-77

Coach: Bob Paynter

Record: 13-9/Gulf South Conference: 7-9

Date	Opponent	H/A	Result
11/27	* Delta State	A	W, 69-65
12/3	* Mississippi College	A	L, 84-97
12/4	* Livingston	A	L, 76-78
12/8	Tennessee State	A	W, 51-49
12/13	Lambuth	A	W, 78-67
1/7	* SE Louisiana	H	L, 54-57
1/8	* Nicholls State	H	W, 80-70
1/13	Union University	A	W, 73-57
1/15	* North Alabama	H	L, 62-68
1/21	* Troy State	A	L, 56-60
1/22	* Jacksonville State	A	L, 94-100
1/28	* Mississippi College	H	W, 64-62
1/29	* Livingston	H	W, 76-62
2/1	Union University	H	W, 59-57
2/5	* Delta State	H	W, 91-68
2/8	Tennessee State	H	W, 65-63
2/11	* Nicholls State	A	L, 94-118
2/12	* SE Louisiana	A	L, 61-76
2/17	Lambuth	H	W, 73-61
2/19	* North Alabama	A	L, 73-82
2/25	* Troy State	H	W, 80-78
2/26	* Jacksonville State	H	W, 97-79

* - Gulf South Conference Game

1977-78

Coach: Bob Paynter

Record: 11-14/Gulf South Conference: 5-7

Date	Opponent	H/A	Result
11/25	Nicholls State	A	L, 63-70
11/26	SE Louisiana	A	L, 62-66
12/1	Fort Campbell	H	W, 90-68
12/3	Tennessee State	A	L, 53-83
12/6	Union University	A	L, 86-95
12/12	Lambuth	A	W, 72-69
12/16	Chapman	A	L, 78-91
12/19	San Diego	A	L, 68-96
12/21	Cal. St.-Northridge	A	L, 46-47
1/4	Tennessee State	H	W, 66-58
1/7	* Livingston	H	L, 71-75
1/9	* Delta State	H	W, 82-71

1/12	* Mississippi College	A	L, 55-64
1/14	Indiana-Purdue	H	W, 63-49
1/16	Union University	H	W, 82-79
1/20	* Jacksonville State	H	W, 71-62
1/27	* North Alabama	A	W, 51-50
1/30	* North Alabama	H	L, 55-57
2/4	* SE Louisiana	H	W, 68-65
2/6	* Nicholls State	H	W, 83-73
2/10	* Delta State	A	L, 62-64
2/11	* Livingston	A	L, 61-79
2/17	* Mississippi College	H	L, 52-55
2/20	Lambuth	H	W, 85-77
2/24	* Jacksonville State	A	L, 74-75

* - Gulf South Conference Game

1978-79

Coach: Bob Paynter

Record: 7-19/Gulf South Conference: 2-14

Date	Opponent	H/A	Result
11/25	Indiana-Purdue	A	W, 94-81
11/27	Westminster	H	W, 95-83
12/1	* SE Louisiana	H	W, 73-69
12/2	* Nicholls	H	L, 74-77
12/7	North Dakota State	H	L, 71-84
12/13	Murray State	A	L, 65-75
1/3	Tennessee State	H	L, 56-68
1/6	* Livingston	A	L, 70-92
1/8	* Delta State	A	L, 62-93
1/11	* Mississippi College	H	W, 79-64
1/15	Tennessee State	A	L, 67-83
1/18	Fort Campbell	H	W, 75-65
1/20	* Troy State	A	L, 54-60
1/22	* Jacksonville State	A	L, 85-88
1/25	* North Alabama	A	L, 81-86
1/30	Kentucky Wesleyan	H	W, 89-84
2/2	* SE Louisiana	A	L, 65-78
2/3	* Nicholls State	A	L, 91-114
2/9	* Delta State	H	L, 70-83
2/10	* Livingston	H	L, 57-60
2/13	Southeast Missouri	H	L, 72-81
2/15	* North Alabama	H	L, 75-92
2/17	* Mississippi College	A	L, 79-83
2/19	Columbia College	H	W, 77-60
2/23	* Jacksonville State	H	L, 58-71
2/24	* Troy State	H	L, 87-93

* - Gulf South Conference Game

1979-80

Coach: Bob Paynter

Record: 11-15/Gulf South Conference: 3-9

Date	Opponent	H/A	Result
12/1	Anderson College	H	W, 72-67
12/7	Central Methodist	H	W, 72-71
12/8	Missouri Baptist	H	W, 115-60
12/12	North Dakota	A	L, 64-79
12/13	North Dakota State	A	L, 69-72
12/20	# Kentucky State	N	L, 58-75
12/21	# St. Mary's	N	W, 75-74
12/22	# Olivet	N	W, 77-58
1/3	Kentucky Wesleyan	A	L, 68-104
1/5	* Livingston	H	W, 74-69
1/7	* Delta State	H	W, 83-78
1/11	* Mississippi College	A	L, 74-90
1/14	Tennessee State	A	L, 72-92
1/16	* North Alabama	H	L, 64-72
1/19	* Troy State	H	W, 67-63
1/21	* Jacksonville State	H	L, 73-75
1/24	* North Alabama	A	L, 63-81
1/26	Blackburn	H	W, 78-63
1/30	Southeast Missouri	H	W, 85-74
2/2	Westminster	H	W, 90-61
2/6	Tennessee State	H	L, 76-83
2/9	* Livingston	A	L, 67-71
2/11	* Delta State	A	L, 60-84

2/15	* Mississippi College	H	L, 52-56
2/22	* Jacksonville State	A	L, 78-95
2/23	* Troy State	A	L, 69-79

- Chicago State University Classic - Chicago, Ill.
* - Gulf South Conference Game

1980-81

Coach: Art Tolis

Record: 12-14/Gulf South Conference: 5-7

Date	Opponent	H/A	Result
11/29	Lindenwood	H	W, 107-46
12/3	North Central	H	W, 107-72
12/5	North Dakota	H	W, 62-59
12/8	Tennessee Temple	H	L, 62-74
12/11	Austin Peay	A	L, 75-86
12/17	Mississippi State	A	L, 60-87
12/20	Maryville	H	W, 105-78
12/22	Tennessee State	A	L, 58-62
1/2	New York State	H	W, 76-61
1/5	Southeast Missouri	A	L, 71-73
1/9*	Mississippi College	H	W, 88-77
1/12	* North Alabama	H	W, 83-66
1/16	* Livingston	A	L, 66-72
1/17	* North Alabama	A	L, 43-49
1/20	Tennessee State	H	W, 68-67
1/23	* Troy State	H	W, 67-65
1/24	* Livingston	H	L, 58-72
1/30	* Jacksonville State	A	L, 35-48
1/31	* Troy State	A	L, 63-64
2/4	Missouri Baptist	H	W, 82-77
2/7	* Jacksonville State	H	W, 47-46
2/9	Murray State	H	L, 58-59
2/14	* Delta State	H	W, 58-55
2/20	* Delta State	A	L, 69-78
2/21	* Mississippi College	A	L, 74-75
2/23	\$ Delta State	H	L (OT), 59-62

* - Gulf South Conference Game
\$ - GSC Tournament

1981-82

Coach: Art Tolis

Record: 20-11/Gulf South Conference: 9-3

Date	Opponent	H/A	Result
11/23	Bethel	H	L, 71-79
11/28	Lambuth	A	W, 86-84
12/1	Alabama	A	L, 94-64
12/4	# West Georgia	A	L, 57-59
12/5	# Oakland City	A	W, 81-76
12/12	Mississippi State	A	W, 65-41
12/14	Lane	H	W, 96-81
12/19	Rust College	H	W, 69-60
12/21	Augustana	H	L, 62-70
12/28	Chattanooga	H	L, 42-48
12/29	Freed-Hardeman	H	W, 85-69
1/4	* North Alabama	H	W, 52-45
1/9	* Livingston	H	L, 40-41
1/11	Southwest Baptist	H	W, 69-51
1/13	Southeast Missouri	H	W, 77-43
1/16	* Delta State	A	L, 14-15
1/18	* Mississippi College	H	W, 68-63
1/23	* Troy State	H	W, 67-55
1/25	* Jacksonville State	H	W, 68-62
1/30	* North Alabama	A	W, 55-54
2/1	Kentucky Wesleyan	A	L, 53-55
2/6	* Delta State	H	W, 78-64
2/13	* Troy State	A	W, 80-68
2/15	* Jacksonville State	A	W, 69-64
2/19	* Mississippi College	A	W, 47-43
2/20	* Livingston	A	L, 57-62
2/22	\$ Mississippi College	H	W, 82-50
2/25	\$ Delta State	H	W, 48-36
2/27	\$ Livingston	A	L, 47-49
	& Central Missouri	A	W, 46-42
	& Southeast Missouri	N	L, 53-56



YEARLY RESULTS

* - Gulf South Conference Game
\$ - GSC Tournament
& - NCAA Division II Tournament

1982-83
Coach: Tom Hancock
Record: 21-10/Gulf South Conference: 11-3
GSC CHAMPIONS

Date	Opponent	H/A	Result
11/22	Lambuth	H	W, 124-83
11/23	Union University	H	W, 90-68
11/27	William Penn	H	W, 101-68
11/30	Arkansas College	H	W, 76-74
12/2	Lane	H	W, 97-77
12/4	Freed-Hardeman	H	W, 85-71
12/6	Tennessee Tech	A	L, 89-102
12/9	Bethel	H	W, 108-90
12/10	Southeast Missouri	A	L, 65-71
12/20	Missouri	A	L, 58-71
12/22	Rust College	H	W, 64-50
1/3	Chattanooga	A	L, 68-81
1/4	Blackburn College	H	W, 103-84
1/8	* Livingston	A	L, 61-64
1/10	* Jacksonville State	A	L, 59-71
1/15	* Valdosta State	H	W, 90-84
1/17	* Troy State	H	W, 93-77
1/22	* Delta State	A	L, 56-59
1/24	* Mississippi College	A	W, 70-58
1/29	* North Alabama	H	W, 101-89
2/5	* Livingston	H	W, 76-65
2/7	* Jacksonville State	H	W, 84-78
2/12	* Valdosta State	A	W, 75-63
2/14	* Troy State	A	W, 55-52
2/19	* Delta State	H	W, 48-36
2/21	* Mississippi College	H	W, 90-70
2/26	* North Alabama	A	W, 68-63
3/1	\$ Delta State	H	W, 17-11
3/3	\$ Valdosta State	H	L, 76-77
	! Southeast Missouri	A	L, 71-83
3/11	! Stephen F. Austin	A	L, 70-83

* - Gulf South Conference Game
\$ - GSC Tournament
! - NCAA Division II Tournament

1983-84
Coach: Tom Hancock
Record: 19-10/Gulf South Conference: 8-6

Date	Opponent	H/A	Result
11/19	Union University	H	W, 87-71
11/21	Bethel	H	W, 84-70
11/26	Illinois State	A	L, 56-68
11/28	Central Methodist	H	W, 98-81
12/2	Lambuth	H	W, 110-81
12/3	Otterbein	H	W, 110-84
12/6	Kentucky Wesleyan	H	L, 66-102
12/8	Freed-Hardeman	H	W, 87-69
12/10	Alabama	A	L, 71-95
12/19	Southwest Baptist	H	W, 99-81
12/22	Rust College	H	W, 71-44
1/3	Southeast Missouri	H	W, 78-64
1/7	* Livingston	H	W, 92-71
1/9	* Jacksonville State	H	W, 66-63
1/12	* Valdosta State	A	L, 58-60
1/16	* Troy State	A	L, 64-82
1/21	* Delta State	H	W, 61-60
1/23	* Mississippi College	H	W, 88-66
1/28	* North Alabama	A	L, 71-77
1/30	Lane	H	W, 105-72
2/4	* Livingston	A	W, 91-72
2/6	* Jacksonville State	A	L, 66-90
2/11	* Valdosta State	H	W, 94-68
2/13	* Troy State	H	W, 65-62
2/18	* Delta State	A	L, 65-73
2/20	* Mississippi College	A	L, 74-84

2/25 * North Alabama H W, 81-77
2/28 \$ Delta State H W, 65-64
3/9 \$ Jacksonville State A L, 82-97
* - Gulf South Conference Game
\$ - GSC Tournament

1984-85
Coach: Tom Hancock
Record: 20-9/Gulf South Conference: 10-6

Date	Opponent	H/A	Result
11/19	Bethel College	H	W, 111-75
11/24	Freed-Hardeman	H	W, 80-63
11/26	Rust	H	W, 100-67
12/1	Southeast Missouri	A	L, 59-74
12/3	Lane College	H	W, 116-64
12/6	Union University	H	W, 96-71
12/8	* Mississippi College	H	W, 66-55
12/10	* Livingston	H	W, 47-37
12/15	Belmont	H	W, 105-64
12/18	Florida State	A	L, 73-90
12/20	Stetson	A	W, 75-61
1/5	* West Georgia	A	W, 57-55
1/7	* Jacksonville State	A	L, 70-98
1/9	Rhodes College	H	W, 85-72
1/12	Cumberland (Tenn.)	H	W, 69-55
1/19	* Valdosta State	A	W (OT), 94-93
1/21	* Troy State	A	W, 78-74
1/26	* Valdosta State	H	W, 52-47
1/28	* Troy State	H	W, 73-71
2/2	* Delta State	H	L, 58-63
2/4	* Delta State	A	L, 63-64
2/9	* North Alabama	A	W, 67-61
2/11	* Livingston	A	L, 48-50
2/16	* Jacksonville State	H	L, 82-92
2/18	* Mississippi College	A	W, 69-66
2/21	* West Georgia	H	L, 67-73
2/23	* North Alabama	H	W, 80-77
	\$ Troy State	H	W, 50-47
2/28	\$ Delta State	A	L, 60-71

* - Gulf South Conference Game
\$ - GSC Tournament

1985-86
Coach: Tom Hancock
Record: 18-11/Gulf South Conference: 9-7

Date	Opponent	H/A	Result
11/24	# Grand Valley State	N	L, 76-79
11/25	# St. Xavier (Ill.)	N	L, 53-56
11/27	Grace (Ind.)	H	W, 102-58
11/30	Rust	H	W, 88-70
12/2	Bethel	H	W, 91-72
12/5	Union University	H	W, 100-82
12/7	Southeast Missouri	H	W, 84-67
12/9	Missouri Baptist	H	W, 97-65
12/11	Charleston (W.Va.)	H	W, 110-103
12/17	Trevecca-Nazarene	H	W, 101-85
12/21	LeMoyne-Owen	H	W, 85-81
1/4	* North Alabama	A	W, 80-71
1/6	* Livingston	H	W, 76-65
1/11	* Jacksonville State	H	L, 92-94
1/13	* Troy State	H	W, 78-75
1/18	* West Georgia	A	W, 78-75
1/20	* Jacksonville State	A	L, 89-98
1/25	* Delta State	H	L, 78-80
2/1	* Mississippi College	A	L, 61-63
2/3	* Livingston	A	W, 74-71
2/6	* North Alabama	H	W, 80-75
2/8	* Delta State	A	L, 76-83
2/10	* West Georgia	H	L, 74-78
2/13	* Valdosta State	H	L, 95-108
2/15	* Troy State	A	W, 83-81
2/20	* Mississippi College	H	W, 92-60
2/22	* Valdosta State	A	W, 105-79
2/27	\$ Delta State	A	L, 77-89

- Lewis University Tournament
* - Gulf South Conference Game
\$ - GSC Tournament

1986-87
Coach: Tom Hancock
Record: 17-11/Gulf South Conference: 7-9

Date	Opponent	H/A	Result
11/26	Christian Brothers	H	W, 83-80
11/29	Kansas	A	L, 69-88
12/1	Rust	H	W, 72-69
12/4	Union University	H	W, 95-90
12/6	Southeast Missouri	A	W, 66-64
12/8	Cumberland	H	W, 98-85
12/11	Lambuth	H	W, 84-60
12/13	Bethel	H	W, 101-76
12/15	Alabama-Huntsville	H	W, 72-61
12/16	Miles	H	W, 129-90
12/20	Austin Peay	A	W, 91-87
1/3	* Valdosta State	H	W (OT), 84-80
1/5	* Mississippi College	H	W, 74-60
1/8	* Valdosta State	A	L, 73-77
1/10	* Troy State	A	L, 67-72
1/15	* North Alabama	H	W, 66-58
1/17	* West Georgia	H	L, 75-85
1/19	* Delta State	A	L, 59-58
1/24	* Livingston	A	W, 78-75
1/26	* Mississippi College	A	L, 56-62
2/2	* Delta State	H	L, 69-70
2/7	* Jacksonville State	A	W, 66-61
2/9	* West Georgia	A	L, 91-105
2/12	* North Alabama	A	W, 76-69
2/14	* Troy State	H	L, 78-81
2/16	* Jacksonville State	H	L, 62-84
2/21	* Livingston	H	W, 69-64
2/26	\$ Delta State	A	L, 57-58

* - Gulf South Conference Game
\$ - GSC Tournament

1987-88
Coach: Tom Hancock
Record: 20-8/Gulf South Conference: 12-4
GSC CHAMPIONS

Date	Opponent	H/A	Result
11/22	Rhodes College	H	W, 93-63
11/25	Lane	H	W, 110-59
11/28	Centre	H	W, 95-62
11/30	Cumberland (Tenn.)	H	W, 118-62
12/3	Union University	H	W, 100-67
12/5	Southeast Missouri	A	L, 77-89
12/7	Auburn	A	L, 77-99
12/10	Belmont	H	W, 122-98
12/12	Austin Peay	H	L, 63-65
12/14	Lincoln Memorial	H	W, 82-63
12/16	Rust	H	W, 75-60
1/2	* West Georgia	H	W, 73-69
1/4	* Jacksonville State	H	W, 82-78
1/9	* Livingston	A	W, 75-65
1/11	* Delta State	A	W, 79-64
1/14	* North Alabama	A	W, 83-74
1/16	* Mississippi College	H	W, 91-69
1/23	* Valdosta State	A	L, 63-73
1/25	* Troy State	A	L, 82-84
1/30	* West Georgia	A	W, 82-80
2/1	* Jacksonville State	A	L, 69-85
2/6	* Livingston	H	W, 76-65
2/8	* Delta State	H	W, 78-60
2/13	* Mississippi College	A	W, 59-50
2/20	* Valdosta State	H	W, 60-50
2/22	* Troy State	H	L, 71-79
2/25	* North Alabama	H	W, 114-86
3/3	\$ North Alabama	H	L, 55-56

* - Gulf South Conference Game
\$ - GSC Tournament



1988-89

Coach: Tom Hancock

Record: 1-25/Gulf South Conference: 1-15

Date	Opponent	H/A	Result
11/19	Tennessee Wesleyan	H	L, 94-98
11/21	# Christian Brothers	H	L, 94-79
11/23	# Lambuth	H	L, 102-95
11/28	Missouri	A	L, 55-97
11/30	Henderson State	H	L, 80-84
12/3	Southeast Missouri	A	L, 65-86
12/5	# Union	H	L, 88-82
12/8	# * West Georgia	A	L, 83-78
12/10	* Jacksonville State	A	L, 74-92
12/13	% Rust	H	L, 75-76
12/17	% Rhodes College	H	L, 63-58
12/20	LSU	A	L, 89-128
1/3	Quincy	H	L, 64-82
1/7	* Delta State	H	W, 48-43
1/9	* Livingston	H	L, 50-57
1/12	* North Alabama	H	L, 80-98
1/14	* Mississippi College	A	L, 72-92
1/21	* Troy State	H	L, 70-80
1/23	* Valdosta State	H	L, 61-103
1/28	* Jacksonville State	H	L, 77-106
1/30	* West Georgia	H	L, 86-90
2/4	* Delta State	A	L, 59-65
2/6	* Livingston	A	L, 70-72
2/11	* Mississippi College	H	L, 70-96
2/18	* Troy State	A	L, 61-81
2/20	* Valdosta State	A	L, 61-71
2/25	* North Alabama	A	L, 68-94

* - Gulf South Conference Game

- Forfeit

% - No Contest

1989-90

Coach: Tom Hancock

Record: 10-17/Gulf South Conference: 6-10

Date	Opponent	H/A	Result
11/20	Christian Brothers	H	W, 90-54
11/22	Lambuth	H	W, 103-67
11/25	Rhodes College	H	W, 97-69
11/27	Southern Indiana	A	L, 68-86
12/2	Missouri	A	L, 58-78
12/4	Kansas	A	L, 48-103
12/9	Southeast Missouri	H	L, 76-87
12/11	Rust College	H	L, 66-67
12/13	Kentucky Wesleyan	A	L, 73-101
12/16	Union University	H	W, 92-81
12/18	Campbellsville	H	L, 67-70
1/6	* Jacksonville State	H	L, 55-77
1/8	* West Georgia	H	L (OT), 69-73
1/13	* Delta State	A	L, 52-83
1/15	* Livingston	A	W, 58-52
1/18	* North Alabama	A	L, 63-88
1/20	* Mississippi College	H	L, 80-84
1/27	* Troy State	A	L, 91-92
1/29	* Valdosta State	A	L, 74-79
2/3	* Jacksonville State	A	L, 86-95
2/5	* West Georgia	A	W, 86-69
2/10	* Delta State	H	W, 91-74
2/12	* Livingston	H	W, 71-61
2/17	* Mississippi College	A	L, 66-76
2/24	* Troy State	H	L, 89-98
2/26	* Valdosta State	H	W, 85-70
3/1	* North Alabama	H	W (OT), 99-94

* - Gulf South Conference Game

1990-91

Coach: Tom Hancock

% Interim Coach: Cal Luther

Record: 6-21/Gulf South Conference: 2-14

Date	Opponent	H/A	Result
11/16	Alaska-Anchorage	A	L, 65-83

11/17	Alaska-Anchorage	A	L, 75-77
11/19	Alaska-Fairbanks	A	L, 89-96
11/20	Alaska-Fairbanks	A	W, 110-101
11/24	Rhodes College	H	L (OT), 59-61
11/27	Christian Brothers	H	L, 76-78
12/1	Southeast Missouri	A	L, 73-101
12/6	% Lambuth	H	L, 82-86
12/10	Rust	H	W, 62-59
12/20	* Delta State	A	L, 71-93
12/22	* Mississippi College	A	L, 62-73
1/5	St. Louis Christian	H	W, 113-37
1/7	* North Alabama	A	L, 58-90
1/10	Lane	H	W, 92-66
1/12	* Troy State	H	L (OT), 99-109
1/14	* Valdosta State	H	L, 57-59
1/21	* Livingston	A	L, 69-70
1/26	* Jacksonville State	H	L, 65-75
1/28	* West Georgia	H	W, 67-62
2/4	* North Alabama	H	L, 79-89
2/9	* Troy State	A	L, 85-103
2/11	* Valdosta State	A	L, 77-86
2/16	* Livingston	H	W, 53-50
2/23	* Jacksonville State	A	L, 87-118
2/25	* West Georgia	A	L, 76-88
2/28	* Delta State	H	L, 71-87
3/2	* Mississippi College	H	L, 67-69

* - Gulf South Conference Game

% - Cal Luther's first game as interim coach

1991-92

Coach: Cal Luther

Record: 9-19

Date	Opponent	H/A	Results
11/22	Southern Cal	A	L, 81-102
11/25	Missouri Southern	H	L, 71-72
11/27	Mississippi State	A	L, 54-86
11/30	Western Kentucky	A	L, 61-75
12/2	Kentucky Wesleyan	H	L, 57-72
12/4	Christian Brothers	H	L, 80-82
12/6	% Ball State	A	L, 41-88
12/7	% Grambling	N	W, 87-80
12/13	# Central Michigan	N	L, 70-97
12/14	# Boston University	N	L, 64-67
12/16	Morehead State	A	L, 76-90
12/18	Austin Peay	A	L, 64-71
1/4	Missouri Southern	A	L (OT), 77-85
1/11	Lincoln Memorial	H	W, 68-59
1/13	Lambuth University	H	W, 91-63
1/15	Middle Tennessee	A	L, 55-94
1/18	Troy State	A	L, 97-110
1/23	Tennessee State	A	L, 49-66
1/25	Lindsey Wilson	H	L, 76-87
1/27	SIU Edwardsville	H	W, 90-87
2/1	Eastern Kentucky	A	L, 62-77
2/3	Tennessee Tech	A	L, 81-99
2/5	Williams Baptist	H	W, 85-70
2/8	Troy State	H	W, 110-97
2/15	Lincoln Memorial	A	W, 58-52
2/22	SIU Edwardsville	A	L, 57-70
2/25	Southern Indiana	H	W, 77-74
2/29	Alabama-Huntsville	H	W, 92-87

% - Ball State Cardinal Varsity Club Classic - Muncie, Ind.

- Indiana Classic - Bloomington, Ind.

1992-93

Coach: Cal Luther

Record: 7-19/Ohio Valley Conference: 4-12

Date	Opponent	H/A	Result
12/1	Oakland City	H	W, 82-71
12/3	Arkansas	A	L, 69-90
12/5	Samford	H	W, 75-59
12/11	# TCU	N	L (2OT), 67-75
12/12	# Houston Baptist	N	W, 82-74
12/14	Georgia State	A	L, 54-58

12/16	Arkansas-Little Rock	A	L, 58-88
12/21	Minnesota	A	L, 63-92
1/13	* Murray State	A	L, 66-92
1/16	* Tennessee Tech	H	L, 76-81
1/18	* Middle Tennessee	H	W, 71-67
1/23	* Austin Peay	A	W, 74-71
1/25	* Tennessee State	A	L, 67-85
1/27	* Southeast Missouri	H	W, 90-89
1/30	* Eastern Kentucky	A	L, 58-64
2/1	* Morehead State	A	L, 74-77
2/6	* Tennessee Tech	A	L, 70-87
2/8	* Middle Tennessee	A	L, 60-70
2/10	* Murray State	H	L, 74-100
2/13	* Austin Peay	H	L, 59-61
2/15	* Tennessee State	H	L, 70-79
2/18	Samford	A	L, 63-85
2/20	Arkansas-Little Rock	H	L, 67-81
2/24	* Southeast Missouri	A	L, 68-69
2/27	* Eastern Kentucky	H	L, 56-66
3/1	* Morehead State	H	W, 89-86

- Runnin' Joe Classic - Jonesboro, Ark.

* - Ohio Valley Conference Game

1993-94

Coach: Cal Luther

Record: 5-22/Ohio Valley Conference: 3-13

Date	Opponent	H/A	Result
11/26	Tennessee	A	L, 80-97
11/29	Arkansas College	H	W, 72-67
12/1	Vanderbilt	A	L, 66-102
12/4	Southern Cal	H	L, 72-78
12/10	# American University	N	L, 81-99
12/11	# Morehead State	N	L, 77-82
12/13	Georgia State	A	L, 68-95
1/3	* Middle Tennessee	H	W (OT), 70-64
1/5	Alabama Huntsville	A	W, 75-70
1/10	* Tennessee Tech	A	L, 62-70
1/13	* Morehead State	H	L, 66-70
1/15	* Eastern Kentucky	H	L, 54-70
1/17	Alabama	A	L, 68-104
1/22	* Murray State	A	L, 70-99
1/24	* Southeast Missouri	A	L, 63-86
1/26	Evansville	H	L, 69-87
1/31	* Middle Tennessee	A	L, 60-66
2/2	* Tennessee State	A	L, 79-94
2/5	* Austin Peay	H	L, 64-79
2/7	* Tennessee Tech	H	W, 95-86
2/9	* Tennessee State	H	L, 80-93
2/16	* Austin Peay	A	L, 80-93
2/19	* Morehead State	A	L (OT), 98-101
2/21	* Eastern Kentucky	A	L, 75-97
2/26	* Southeast Missouri	H	W, 102-87
2/28	* Murray State	H	L, 77-80
3/2	Evansville	A	L, 56-75

- Fighting Illini Classic - Champaign, Ill.

* - Ohio Valley Conference Game

1994-95

Coach: Cal Luther

Record: 7-20/Ohio Valley Conference: 5-11

Date	Opponent	H/A	Result
11/26	Kentucky	A	L, 50-124
11/28	San Francisco State	H	W, 86-62
12/1	Arkansas State	H	L, 65-76
12/3	Eastern Illinois	A	L, 52-75
12/5	Va. Commonwealth	H	L, 60-67
12/9	# Marshall	N	L, 84-92
12/10	# Cincinnati	A	L, 56-110
12/13	Arkansas State	A	L, 72-77
12/31	Evansville	A	L, 41-83
1/3	* Middle Tennessee	A	W, 66-64
1/7	* Tennessee State	A	L, 66-78
1/9	* Tennessee Tech	H	L, 80-81
1/14	Oral Roberts	H	W, 83-70

YEARLY RESULTS

1/21	* Murray State	H	W, 83-70
1/23	* Southeast Missouri	H	L, 59-61
1/26	* Morehead State	A	L, 70-78
1/28	* Eastern Kentucky	A	L, 78-92
1/30	* Middle Tennessee	H	L, 76-69
2/2	Eastern Illinois	H	L, 50-63
2/4	* Austin Peay	A	L, 59-74
2/6	* Tennessee Tech	A	L, 59-74
2/8	* Tennessee State	H	L, 74-87
2/16	* Austin Peay	H	W, 64-55
2/18	* Eastern Kentucky	H	W, 85-79
2/20	* Morehead State	H	W, 71-64
2/25	* Southeast Missouri	A	L, 66-75
2/27	* Murray State	A	L, 75-107

- Bearcat Classic - Cincinnati, Ohio
* - Ohio Valley Conference Game

1995-96

Coach: Cal Luther

Record: 13-14/Ohio Valley Conference: 9-7

Date	Opponent	H/A	Result
11/24	Virginia	A	L, 65-84
11/25	Radford	A	L, 77-92
11/27	Covenant College	H	W, 88-65
12/1	# Missouri State	A	L, 71-105
12/2	# Idaho State	N	L, 72-89
12/4	Lyon College	H	W, 83-65
12/7	Georgia State	H	W, 90-68
12/9	Tennessee Temple	H	W, 77-48
12/16	LSU	A	L, 74-93
1/6	* Tennessee Tech	A	W, 78-74
1/8	* Tennessee State	A	L, 78-83 (OT)
1/11	* Southeast Missouri	A	L, 61-71
1/13	* Morehead State	H	W, 74-62
1/15	* Eastern Kentucky	H	L, 59-60
1/20	* Murray State	H	L, 68-80
1/27	* Middle Tennessee	A	L, 68-81
1/29	* Austin Peay	A	W, 91-83 (2OT)
2/3	* Tennessee State	H	W, 71-67
2/5	* Tennessee Tech	H	W, 75-71
2/8	* Southeast Missouri	H	W, 79-59
2/10	* Eastern Kentucky	A	L, 74-77
2/12	* Morehead State	A	W, 77-67
2/17	* Murray State	A	L, 81-87
2/21	Saint Louis	A	L, 65-91
2/24	* Austin Peay	H	W, 67-64
2/26	* Middle Tennessee	H	W, 91-83
3/2	Oral Roberts	A	L, 69-85

- Southwest Missouri Classic - Springfield, Mo.
* - Ohio Valley Conference Game

1996-97

Coach: Cal Luther

Record: 11-16/Ohio Valley Conference: 8-10

Date	Opponent	H/A	Result
11/22	Northwestern	A	L, 55-61
11/24	Cumberland (Tenn.)	H	W, 70-68
11/26	Radford	H	L, 59-82
11/29	Western Kentucky	A	L, 56-73
12/1	Evansville	H	L, 58-62
12/3	Lyon College	H	W, 87-68
12/5	# Iowa State	A	L, 36-57
12/6	# Stephen F. Austin	N	W, 83-68
2/16	Purdue	A	L, 45-75
1/6	* Murray State	H	L, 68-80
1/9	* Southeast Missouri	A	L (OT), 72-82
1/11	* Tennessee State	H	W, 65-54
1/13	* Austin Peay	H	L, 52-64
1/16	* Tennessee Tech	A	L, 59-70
1/18	* Morehead State	A	L, 62-72
1/20	* Eastern Kentucky	A	W, 70-55
1/25	* Tennessee Tech	H	L (OT), 62-64
1/27	* Middle Tennessee	H	W, 61-59
1/30	* Eastern Illinois	A	W, 71-68

2/1	* Murray State	A	L, 69-88
2/8	* Austin Peay	A	L, 75-92
2/10	* Tennessee State	A	L (2OT), 84-86
2/13	* Eastern Illinois	H	W, 83-53
2/15	* Eastern Kentucky	H	W, 77-66
2/17	* Morehead State	H	W, 100-85
2/20	* Southeast Missouri	H	W, 92-62
2/22	* Middle Tennessee	A	L, 71-96

- Cyclone Challenge - Ames, Iowa
* - Ohio Valley Conference Game

1997-98

Coach: Cal Luther

Record: 7-20/Ohio Valley Conference: 5-13

Date	Opponent	H/A	Result
11/21	Virginia Tech	A	L, 55-71
11/22	Va. Commonwealth	A	L, 42-69
11/26	Vanderbilt	A	L, 57-87
12/1	Lyon College	H	W, 84-56
12/4	* Morehead State	H	W, 77-66
12/6	* Eastern Kentucky	H	W, 67-64
12/12	# Purdue	A	L, 56-87
12/13	# Idaho State	N	L, 50-63
12/20	Mississippi State	A	L, 60-80
12/31	Evansville	A	L, 64-78
1/3	* Tennessee Tech	A	W, 82-69
1/5	* Middle Tennessee	A	L, 46-66
1/10	* Murray State	H	L, 56-67
1/13	* Morehead State	A	W (OT), 68-66
1/15	* Southeast Missouri	H	W (2OT), 91-82
1/17	* Eastern Illinois	H	L (OT), 65-70
1/22	* Tennessee State	A	L, 70-74
1/24	* Austin Peay	A	L, 51-85
1/26	Western Kentucky	H	W, 70-67
1/29	* Tennessee Tech	H	L, 63-65
1/31	* Middle Tennessee	H	L, 54-78
2/3	* Eastern Kentucky	A	L, 77-83
2/7	* Murray State	A	L, 66-94
2/12	* Southeast Missouri	A	L, 61-87
2/14	* Eastern Illinois	A	L, 83-95
2/19	* Tennessee State	H	L, 53-68
2/21	* Austin Peay	H	L, 41-65

* - Ohio Valley Conference Game
- Boilermaker Invitational - West Lafayette, Ind.

1998-99

Coach: Cal Luther

Record: 8-18/Ohio Valley Conference: 5-13

Date	Opponent	H/A	Result
11/16	Lyon	H	W, 74-56
11/18	Evansville	H	L, 70-83
11/21	Bradley	A	L, 47-68
11/23	Illinois	A	L, 35-71
11/28	Mississippi State	N	L, 67-85
11/30	Bethel	H	W, 78-53
12/3	* Eastern Kentucky	A	W, 74-63 (OT)
12/5	* Morehead State	A	L, 64-74
12/14	Ohio State	A	L, 56-92
1/2	* Middle Tennessee	H	L, 50-56
1/4	* Tennessee Tech	H	L, 46-56
1/9	* Murray State	A	L, 58-87
1/12	* Eastern Kentucky	H	L, 60-64 (OT)
1/14	* Eastern Illinois	A	W, 83-75 (OT)
1/16	* Southeast Missouri	A	L, 75-84 (OT)
1/21	* Austin Peay	H	W, 70-69
1/23	* Tennessee State	H	L, 56-67
1/28	* Middle Tennessee	A	L, 78-80 (OT)
1/30	* Tennessee Tech	A	L, 59-75
2/2	* Morehead State	H	L, 69-85
2/6	* Murray State	H	W, 74-73
2/8	Brescia	H	W, 67-64
2/11	* Eastern Illinois	H	W, 87-81
2/13	* Southeast Missouri	H	L, 49-60
2/18	* Austin Peay	A	L, 63-77

2/20	* Tennessee State	A	L, 57-66 (OT)
------	-------------------	---	---------------

* - Ohio Valley Conference Game

1999-2000

Coach: Bret Campbell

Record: 10-19/Ohio Valley Conference: 7-11

Date	Opponent	H/A	Result
11/19	# Hawaii	A	L, 68-84
11/21	# Jackson State	N	L, 48-63
11/27	Vanderbilt	A	L, 64-87
11/29	Christian Brothers	H	W, 82-66
12/2	Bethel	H	W, 59-47
12/11	* Austin Peay	A	L, 53-64
12/14	LSU	A	L, 45-73
12/16	Evansville	A	L, 51-87
12/21	Alabama-Birmingham	A	L, 84-91
12/30	Southern Illinois	A	L, 48-69
1/3	Butler	H	W, 64-62
1/8	* Murray State	H	L, 79-94
1/13	* Southeast Missouri	H	W, 75-66
1/15	* Eastern Illinois	H	W, 74-65
1/18	* Tennessee State	H	W, 75-59
1/20	* Morehead State	A	W, 79-62
1/22	* Eastern Kentucky	A	W, 82-74
1/27	* Tennessee Tech	H	L, 74-82
1/29	* Middle Tennessee	H	L, 63-71
2/5	* Murray State	A	L, 72-90
2/8	* Austin Peay	H	L, 58-81
2/10	* Southeast Missouri	A	L, 68-80
2/12	* Eastern Illinois	A	L, 75-82
2/17	* Morehead State	H	W, 69-68
2/19	* Eastern Kentucky	H	W, 82-75
2/21	* Tennessee State	A	L, 71-74
2/24	* Tennessee Tech	A	L, 65-81
2/26	* Middle Tennessee	A	L, 78-96
2/29	* Southeast Missouri	A	L, 74-76

- Hawaii Voice Stream
* - Ohio Valley Conference Game
\$ - OVC Tournament

2000-01

Coach: Bret Campbell

Record: 10-18/Ohio Valley Conference: 5-11

Date	Opponent	H/A	Result
11/20	Bethel	H	W, 121-65
11/25	Centenary	H	W, 69-56
11/29	Memphis	A	L, 49-81
12/4	Webster	H	W, 66-60
12/9	Illinois State	A	L, 60-77
12/18	Butler	A	L, 48-77
12/21	Alabama A&M	H	W, 92-88
12/29	Miami	A	L, 54-70
1/2	Centenary	A	L, 66-78
1/6	* Murray State	A	L, 69-76
1/11	* Eastern Illinois	A	L, 68-80
1/13	* Southeast Missouri	A	L, 49-60
1/15	* Austin Peay	H	W, 76-74
1/18	* Eastern Kentucky	H	W, 71-60
1/20	* Morehead State	H	L, 61-63
1/25	* Tennessee State	H	L, 76-93
1/27	* Tennessee Tech	A	L, 84-92
1/29	Saint Mary's	H	W, 112-64
2/1	Alabama A&M	A	L, 69-72
2/3	* Murray State	H	W, 80-73
2/6	* Tennessee State	A	W, 93-77
2/8	* Eastern Illinois	H	W, 85-71
2/10	* Southeast Missouri	H	L, 73-81
2/15	* Eastern Kentucky	A	L, 62-75
2/17	* Morehead State	A	L, 77-86 (OT)
2/22	* Austin Peay	A	L, 74-90
2/24	* Tennessee Tech	H	L, 59-66
2/27	* Tennessee Tech	A	L, 58-69

* - Ohio Valley Conference Game
\$ - OVC Tournament

YEARLY RESULTS

2001-02

Coach: Bret Campbell

Record: 15-14/Ohio Valley Conference: 7-9

Date	Opponent	H/A	Result
11/13	& Missouri	A	L, 63-89
11/14	& Yale	A	W, 99-87
11/19	Lipscomb	H	W, 86-79
11/29	St. Mary's	H	W, 109-38
12/3	Bethel	H	W, 81-57
12/6	Middle Tennessee	A	W, 76-71
12/8	Northern Arizona	H	W, 54-51
12/16	Ole Miss	A	L, 72-83
12/21	# Winthrop	A	L, 60-86
12/22	# West Virginia State	N	W, 89-69
12/28	Memphis	A	L, 58-88
1/3	* Murray State	A	L, 76-90
1/7	Berry	H	W, 108-74
1/10	* Austin Peay	A	W, 71-65
1/12	* Tennessee State	A	W, 91-79
1/17	* Southeast Missouri	H	W, 89-73
1/19	* Eastern Illinois	H W (OT), 81-79	
1/21	* Tennessee Tech	A	L, 75-83
1/24	* Eastern Kentucky	A L (OT), 100-108	
1/26	* Morehead State	A	L, 88-89
1/31	* Austin Peay	H L (OT), 68-69	
2/2	* Murray State	H	L, 74-92
2/7	* Tennessee State	H	W, 84-78
2/9	* Tennessee Tech	H	L, 68-75
2/14	* Southeast Missouri	A	L, 51-78
2/16	* Eastern Illinois	A	W, 68-62
2/21	* Morehead State	H	L, 72-84
2/23	* Eastern Kentucky	H	W, 82-77
2/26	* Austin Peay	A	L, 69-72
& - 2001 Guardians Classic - Columbia, Mo.			
# - Winthrop Holiday Classic - Rock Hill, SC			
* - Ohio Valley Conference Game			
\$ - OVC Tournament			

2002-03

Coach: Bret Campbell

Record: 14-14/Ohio Valley Conference: 7-9

Date	Opponent	H/A	Result
11/22	Saint Louis	A	W, 63-58
11/25	Missouri Valley	H	W, 77-58
11/27	Middle Tennessee	A	L, 77-87
12/5	Union	H	W, 72-60
12/7	Lipscomb	A	W (OT), 99-90
12/14	Bethel	H	W, 116-57
12/15	Central Florida	H	W, 63-58
12/17	UNLV	A	L, 78-101
12/21	Northern Arizona	A	L, 76-92
12/30	Tennessee	A	L, 50-77
1/6	Concordia	H	W, 98-68
1/9	* Austin Peay	H	W, 66-64
1/11	* Tennessee State	H	W, 106-86
1/16	* Southeast Missouri	A	W, 88-80
1/18	* Eastern Illinois	A	L, 60-68
1/20	* Tennessee Tech	H	L, 77-82
1/23	* Eastern Kentucky	H	W, 85-75
1/25	* Morehead State	H	L, 60-83
1/27	* Austin Peay	A	L, 56-64
2/1	* Murray State	A	L, 70-89
2/6	* Tennessee State	A	W, 95-75
2/8	* Tennessee Tech	A	L, 77-87
2/13	* Southeast Missouri	H	W, 77-61
2/15	* Eastern Illinois	H	L, 84-85
2/20	* Morehead State	A	L, 76-104
2/22	* Eastern Kentucky	A	W, 78-70
3/1	* Murray State	H	L, 59-80
3/4	* Tennessee Tech	A	L, 62-76

* - Ohio Valley Conference Game
\$ - OVC Tournament

2003-04

Coach: Bret Campbell

Record: 10-18/Ohio Valley Conference: 5-11

Date	Opponent	H/A	Results
11/17	% San Francisco	N	L, 62-73
11/18	% Western Illinois	N	W, 96-67
11/22	Mississippi State	A	L, 74-90
11/24	Central Baptist	H	W, 105-78
11/29	Vanderbilt	A	L, 60-94
12/3	Memphis	A	L, 64-84
12/6	Mississippi Valley St.	A	L, 69-79
12/13	Rochester College	H	W, 88-64
12/20	Mississippi Valley St.	H	W, 99-70
12/22	Indiana State	A	L, 60-87
12/30	Central Florida	A	L, 68-80
1/2	Portland State	H W (OT), 76-65	
1/8	* Eastern Kentucky	A	L, 68-72
1/10	* Morehead State	A	L, 68-70
1/15	* Jacksonville State	H	L, 85-96
1/17	* Samford	H	L, 45-51
1/20	* Murray State	A	L, 70-94
1/22	* Tennessee State	A	W, 78-69
1/29	* Morehead State	H	W, 72-64
1/31	* Eastern Kentucky	H	W, 76-74
2/5	* Southeast Missouri	A	L, 78-89
2/7	* Eastern Illinois	A L (OT), 79-83	
2/12	* Austin Peay	A	L, 55-79
2/14	* Tennessee Tech	A	L, 61-64
2/17	* Murray State	H	L, 44-77
2/21	* Tennessee State	H	L, 72-81
2/26	* Eastern Illinois	H	W, 77-73
2/28	* Southeast Missouri	H	W, 88-71
% - Guardians Classic - Springfield, Mo.			
* - Ohio Valley Conference Game			

2004-05

Coach: Bret Campbell

Record: 6-21/Ohio Valley Conference: 3-13

Date	Opponent	H/A	Result
11/20	Duke	A	L, 88-46
11/22	Reinhardt	H	W, 84-79
11/27	Illinois State	A	L, 80-51
11/29	Bethel	H	W, 87-46
12/1	Evansville	A	L, 81-74
12/6	Arkansas State	A	L, 92-65
12/11	IPFW	A	W, 63-61
12/18	Portland State	A	L, 79-66
12/21	Ole Miss	A	L, 92-64
12/29	# Birmingham Southern	N	L, 64-53
12/30	# North Texas	N	L, 75-70
1/6	* Eastern Kentucky	H	L, 71-67
1/8	* Morehead State	H	L, 81-73
1/13	* Jacksonville State	A	W, 75-71
1/15	* Samford	A	L, 62-59
1/18	* Murray State	H	L, 96-70
1/20	* Tennessee State	H	L, 92-76
1/27	* Morehead State	A	L, 75-69
1/29	* Eastern Kentucky	A	L, 95-71
2/3	* Southeast Missouri	H	L, 75-68
2/5	* Eastern Illinois	H L (OT), 96-91	
2/10	* Austin Peay	H L (OT), 67-63	
2/12	* Tennessee Tech	H	W, 59-56
2/15	* Murray State	A	L, 80-56
2/19	* Tennessee State	A	W, 74-68
2/24	* Eastern Illinois	A	L, 72-68
2/26	* Southeast Missouri	A	L, 72-52

- Chattanooga Tournament - Chattanooga, Tenn.
* - Ohio Valley Conference Game

2005-06

Coach: Bret Campbell

Record: 13-15/Ohio Valley Conference: 9-11

Date	Opponent	H/A	Result
11/19	Louisville	A	L, 61-78
11/26	Webster	H	W, 94-72
12/1	Arkansas State	H W (OT), 80-77	
12/3	* Southeast Missouri	H	W, 72-60
12/5	Spalding	H	W, 79-59
12/10	* Jacksonville State	H	L, 84-93
12/19	* Morehead State	A	W, 80-67
12/21	* Eastern Kentucky	A	L, 61-75
12/28	Purdue	A	L, 54-62
12/30	Illinois	A	L, 46-84
1/2	* Austin Peay	H	W, 84-75
1/5	* Samford	H	L, 65-79
1/7	* Tennessee State	A	L, 82-85
1/12	* Eastern Illinois	A L (OT), 70-80	
1/14	* Morehead State	H W (OT), 71-66	
1/19	* Austin Peay	A	L, 88-96
1/21	* Murray State	H	L, 73-79
1/26	* Samford	A	L, 60-67
1/28	* Jacksonville State	A	L, 80-85
1/30	* Eastern Kentucky	H	W, 90-83
2/2	* Tennessee Tech	H	W, 88-78
2/4	* Southeast Missouri	A	W, 66-55
2/9	* Tennessee State	A	W, 71-68
2/11	* Eastern Illinois	H	W, 85-61
2/16	* Tennessee Tech	A	L, 72-74
2/18	Evansville	A	W, 69-62
2/25	* Murray State	A	L, 63-81
2/28	* Murray State	A	L, 52-65
* - Ohio Valley Conference Game			
\$ - OVC Tournament			

2006-07

Coach: Bret Campbell

Record: 8-23/Ohio Valley Conference: 5-15

Date	Opponent	H/A	Result
11/10	\$ High Point	N	W, 64-61
11/11	\$ Cincinnati	A	L, 67-49
11/12	\$ Howard	N	L, 86-81
11/16	Southern Miss	A	L, 77-67
11/20	Arkansas State	H	L, 68-63
11/25	Arkansas-Little Rock	A	L, 58-56
11/29	Evansville	H	L, 75-57
12/2	* Southeast Missouri	A	L, 81-79
12/5	Freed-Hardeman	H	W, 70-58
12/9	* Jacksonville State	A	W, 70-69
12/16	Saint Louis	A	L, 77-53
12/18	* Morehead State	H	L, 56-55
12/20	* Eastern Kentucky	H	L, 82-69
12/28	Hawaii	A	L, 66-53
1/2	* Austin Peay	A	L, 74-61
1/4	* Samford	A	L, 55-41
1/6	* Tennessee State	H	W, 73-65
1/11	* Eastern Illinois	H	W, 67-43
1/13	* Morehead State	A	L, 70-48
1/18	* Austin Peay	H	L, 75-60
1/20	* Murray State	A	L, 78-65
1/25	* Samford	H	L, 71-66
1/27	* Jacksonville State	H	W, 83-60
1/29	* Eastern Kentucky	A	L, 94-57
2/1	* Tennessee Tech	A	L, 82-74
2/3	* Southeast Missouri	H	L, 73-69
2/6	* Tennessee State	A	W, 76-74
2/10	* Eastern Illinois	A	L, 74-59
2/12	* Tennessee Tech	H	L, 65-61
2/17	Saint Peter's	H	W, 59-58
2/24	* Murray State	H	L, 74-52

\$ - Jim Thorpe Association Classic - Cincinnati, Ohio
* - Ohio Valley Conference Game

YEARLY RESULTS

2007-08

Coach: Bret Campbell

Record: 17-16/Ohio Valley Conference: 11-9

Date	Opponent	H/A	Result
11/05	% Memphis	A	L, 71-102
11/06	% Maine	N	W, 66-62
11/13	Central Baptist	H	W, 116-74
11/15	Central Arkansas	H	L, 75-78
11/17	Mississippi State	A	L, 70-86
11/19	Covenant College	H	W, 103-77
11/29	Arkansas State	A	L, 69-71
12/1	Saint Peter's College	A	W, 78-74
12/8	* Jacksonville State	H	W, 90-81
12/17	* Morehead State	A	L, 75-80
12/19	* Eastern Kentucky	A	L, 51-70
12/22	UNLV	A	L, 48-74
12/29	Vanderbilt	A	L, 85-92
1/3	* Austin Peay	H	L (OT), 85-90
1/5	* Samford	H	W, 63-49
1/7	* Tennessee State	A	W, 75-74
1/10	* Eastern Illinois	A	W, 69-63
1/12	* Morehead State	H	L, 79-81
1/17	* Austin Peay	A	L, 71-86
1/19	* Murray State	H	L, 72-76
1/24	* Samford	A	W, 61-43
1/26	* Jacksonville State	A	W, 81-70
1/29	* Eastern Kentucky	H	L, 60-74
1/31	* Tennessee Tech	H	L, 100-95
2/2	* Southeast Missouri	A	W, 90-71
2/7	* Tennessee State	H	W, 91-80
2/9	* Eastern Illinois	H	W, 73-62
2/14	* Tennessee Tech	A	W, 82-79
2/16	* Southeast Missouri	H	W, 98-85
2/23	Elon	A	W, 81-77
3/1	* Murray State	A	L, 59-98
3/4	* Samford	H	W (3OT) 101-94
3/7	* Austin Peay	N	L, 77-78

% - 2kSports College Hoops Classic - Memphis, Tenn.

* - Ohio Valley Conference game

- OVC Tournament

2008-09

Coach: Bret Campbell

Record: 22-10/Ohio Valley Conference: 14-4
OVC CHAMPIONS

Date	Opponent	H/A	Result
11/14	Maryville (St. Louis)	H	W, 121-56
11/18	Tennessee	A	L, 64-91
11/22	Elon	H	W, 82-65
11/25	Arkansas State	H	L, 67-76
11/28	Southern Cal	A	L, 43-70
12/4	* Morehead State	A	L, 71-80
12/6	* Eastern Kentucky	A	L, 75-78
12/15	Middle Tennessee	A	W, 72-65
12/18	Brescia	H	W, 97-44
12/27	\$ Florida International	A	W (OT), 77-76
12/28	\$ Fordham	N	W, 82-70
12/31	Central Arkansas	A	W, 84-65
1/5	* Murray State	H	W, 75-71
1/8	* Austin Peay	H	L, 76-85
1/10	* Tennessee State	H	W, 78-65
1/12	* Southeast Missouri	A	W, 81-67
1/15	* Tennessee Tech	A	W, 83-72
1/17	* Jacksonville State	A	W, 92-73
1/22	* Southeast Missouri	H	W, 86-73
1/24	* Eastern Illinois	H	W, 65-51
2/5	* Austin Peay	A	W (OT), 87-82
2/7	* Tennessee State	A	W, 100-73
2/12	* Jacksonville State	H	W, 99-74
2/14	* Tennessee Tech	H	W, 71-62
2/18	* Eastern Illinois	A	W, 76-60
2/21	Missouri State	H	L, 77-79
2/23	* Murray State	A	L, 59-74
2/26	* Eastern Kentucky	H	W, 74-55

2/28	* Morehead State	H	W, 79-65
3/3	# Tennessee Tech	H	W, 93-75
3/6	# Morehead State	N	L, 55-63
3/18	! Auburn	A	L, 82-87

* - Ohio Valley Conference game

\$ - FIU Holiday Tournament - Miami, Fla.

- OVC Tournament

! - National Invitation Tournament

2009-10

Coach: Jason James

Record: 4-25/Ohio Valley Conference: 1-17

Date	Opponent	H/A	Result
11/14	Southern Illinois	A	L, 63-91
11/17	Missouri	A	L, 68-83
11/20	Harris-Stowe	H	W, 79-67
11/25	Arkansas State	A	L, 66-80
12/3	* Morehead State	H	L, 66-74
12/5	* Eastern Kentucky	H	L, 74-85
12/9	Missouri State	A	L, 51-79
12/12	Central Arkansas	H	L, 71-81
12/19	Evansville	A	L, 63-84
12/22	Florida State	A	L, 68-95
12/30	Westminster	H	W, 71-59
1/4	* Murray State	A	L, 59-83
1/7	* Austin Peay	A	L, 72-90
1/9	* Tennessee State	A	L, 59-73
1/14	* Tennessee Tech	H	L, 63-76
1/16	* Jacksonville State	H	L, 63-73
1/21	* Southeast Missouri	A	L, 63-77
1/23	* Eastern Illinois	A	L, 46-60
1/25	SIU Edwardsville	H	W, 68-52
1/30	* Murray State	H	L, 45-77
2/4	* Austin Peay	H	L, 69-74
2/6	* Tennessee State	H	L, 68-74
2/9	* Southeast Missouri	H	W, 73-70
2/11	* Jacksonville State	A	L, 68-80
2/13	* Tennessee Tech	A	L, 61-70
2/16	* Eastern Illinois	H	L, 68-83
2/20	Ball State	A	L, 52-68
2/25	* Eastern Kentucky	A	L, 60-84
2/27	* Morehead State	A	L, 63-73

* - Ohio Valley Conference game

2010-11

Coach: Jason James

Record: 12-21/Ohio Valley Conference: 6-12

Date	Opponent	H/A	Result
11/12	MacMurray	H	W, 70-49
11/15	Centenary	H	W, 79-56
11/18	LSU	A	L, 56-79
11/20	Northwestern State	A	L, 94-103
11/23	Memphis	A	L, 80-102
11/27	Lipscomb	H	L, 71-90
12/2	* Morehead State	A	L, 49-70
12/4	* Eastern Kentucky	A	L, 69-77
12/8	Central Arkansas	A	W, 73-64
12/11	IPFW	A	L, 61-85
12/19	William Woods	H	W, 87-57
12/21	* Murray State	H	L, 54-66
12/27	Ohio State	A	L, 40-100
12/29	Tennessee	A	L, 62-68
1/3	* Southeast Missouri	A	L, 75-82
1/8	* Tennessee State	H	L, 64-67
1/10	* Austin Peay	H	L, 61-71
1/13	* Tennessee Tech	A	L (3OT), 105-109
1/15	* Jacksonville State	A	W, 63-60
1/20	* Southeast Missouri	H	W, 79-69
1/22	* Eastern Illinois	H	W, 63-62
1/24	SIU Edwardsville	A	W, 78-69
1/29	* Murray State	A	L, 75-92
2/3	* Austin Peay	A	L, 53-82
2/5	* Tennessee State	A	L, 47-56
2/10	* Jacksonville State	H	W, 68-55

2/12	* Tennessee Tech	H	L, 71-85
2/15	* Eastern Illinois	A	W, 73-54
2/19	Bradley	H	L, 75-81
2/24	* Eastern Kentucky	H	W, 78-70
2/26	* Morehead State	H	L, 64-77
3/2	# Tennessee State	N	W, 68-64
3/3	# Tennessee Tech	N	L, 59-83

* - Ohio Valley Conference game

- OVC Tournament

2011-12

Coach: Jason James

Record: 4-27/Ohio Valley Conference: 0-16

Date	Opponent	H/A	Result
11/11	Louisville	A	L, 48-83
11/13	Ohio	A	L, 65-74
11/17	Arkansas State	A	L, 45-63
11/19	Rochester	H	W, 76-59
11/22	Lamar	H	L, 69-80
11/25	Mississippi State	A	L, 50-76
11/27	UAB	A	W, 59-54
11/30	Central Arkansas	H	L, 68-75
12/3	Ball State	H	L, 48-71
12/6	Lipscomb	A	L, 55-70
12/10	Middle Tennessee	A	L, 62-78
12/13	Bethel	H	W, 86-83
12/18	IPFW	H	L, 76-82
12/21	* Murray State	A	L, 54-78
12/29	* Tennessee State	A	L, 67-83
12/31	* Tennessee Tech	H	L, 62-85
1/5	* Southeast Missouri	H	L, 71-73
1/7	* SIU Edwardsville	H	L, 65-69
1/12	* Eastern Illinois	A	L, 55-68
1/19	* Eastern Kentucky	A	L (OT), 78-86
1/21	* Morehead State	A	L, 56-62
1/26	* Tennessee State	H	L, 59-72
1/28	* Austin Peay	A	L, 73-92
2/2	* Jacksonville State	H	L, 74-85
2/4	* Murray State	H	L, 58-65
2/9	* Southeast Missouri	A	L, 56-86
2/11	* Eastern Illinois	H	L, 71-74
2/14	Kennesaw State	A	W (OT), 76-75
2/18	Southeastern Louisiana	A	L, 48-64
2/23	* Austin Peay	H	L, 67-85
2/25	* Jacksonville State	A	L, 46-77

* - Ohio Valley Conference game

2012-13

Coach: Jason James

Record: 9-21/Ohio Valley Conference: 5-11

Date	Opponent	H/A	Result
11/9	Arkansas-Little Rock	A	L, 68-84
11/11	Cincinnati	A	L, 57-80
11/14	Fontbonne	H	W, 84-58
11/16	Arkansas State	H	L (3OT), 73-77
11/20	Lyon College	H	W, 92-58
11/24	Bradley	A	L, 57-80
11/29	Memphis	A	L, 65-93
12/1	Kennesaw State	H	W, 65-63
12/5	Central Arkansas	A	L, 86-87
12/8	Lipscomb	A	L, 62-86
12/15	Saint Louis	A	L, 51-73
12/19	Samford	H	L, 62-75
12/29	* Southeast Missouri	A	L, 60-65
12/31	* Jacksonville State	H	L, 54-64
1/3	* Murray State	H	L, 62-73
1/5	* Austin Peay	H	W (OT), 76-74
1/10	* Tennessee State	A	L, 48-80
1/12	* Belmont	A	L, 53-90
1/19	* Morehead State	H	L, 74-88
1/24	* Eastern Illinois	A	L, 56-69
1/26	* SIU Edwardsville	A	W, 65-62
1/31	* Eastern Kentucky	H	W, 72-65
2/7	* Eastern Illinois	H	L, 65-93



2/9	* SIU Edwardsville	H	W, 77-68
2/16	* Southeast Missouri	H	L, 74-96
2/21	* Tennessee Tech	A	L, 68-83
2/23	Longwood	H	W, 89-79
2/28	* Murray State	A	W, 69-68
3/2	* Austin Peay	A	L, 58-91
3/6	# Morehead State	N	L, 66-73

* - Ohio Valley Conference game
- OVC Tournament

2013-14

Coach: Jason James

Record: 8-23/Ohio Valley Conference: 3-13

Date	Opponent	H/A	Result
11/8	Wyoming	A	L, 60-78
11/10	Colorado	A	L, 65-91
11/13	Arkansas State	A	L, 62-72
11/15	Rochester College	H	W, 79-64
11/17	Florida State	A	L, 61-89
11/20	UMKC	H	L, 67-79
11/22	Jackson State	H	L, 64-68
11/25	Lipscomb	H	L, 84-95
11/27	Bethel	H	W, 95-82
11/30	UNLV	A	L, 55-85
12/4	Samford	A	W, 89-73
12/7	Northern Kentucky	H	W, 79-66
12/16	Presbyterian	A	W, 73-70
12/19	Arkansas	A	L, 56-102
12/21	Southeastern Louisiana	H	L, 76-80
12/30	* Jacksonville State	A	L, 65-70
1/2	* Austin Peay	A	L, 68-81
1/5	* Murray State	A	L, 77-91
1/11	* Belmont	H	L, 72-87
1/13	* Tennessee State	H	W, 100-81
1/18	* Morehead State	A	L, 75-82
1/23	* Eastern Illinois	H	W, 84-77
1/25	* SIU Edwardsville	H	L, 82-87
1/30	* Eastern Kentucky	A	L, 66-89
2/6	* Eastern Illinois	A	L, 79-91
2/8	* SIU Edwardsville	A	L, 78-84
2/12	* Southeast Missouri	A	W, 79-70
2/20	* Tennessee Tech	H	L, 83-91
2/22	* Southeast Missouri	H	L, 74-77
2/27	* Murray State	H	L, 72-86
3/1	* Austin Peay	H	L, 85-88

* - Ohio Valley Conference game

2014-15

Coach: Heath Schroyer

Record: 21-13/Ohio Valley Conference: 10-6

Date	Opponent	H/A	Result
11/14	Marquette	A	L, 63-79
11/17	Arkansas State	A	W, 75-73
11/20	Champion Baptist	H	W, 115-29
11/25	Bethune-Cookman	A	W, 74-56
11/28	Nebraska	A	L, 64-75
12/3	Northern Kentucky	A	W, 71-56
12/6	Longwood	A	W, 77-67
12/15	Illinois-Chicago	A	W (OT), 81-78
12/17	Illinois State	A	L, 54-64
12/20	Presbyterian	H	W, 77-60
12/22	Butler	A	L, 37-64
12/30	Md.-Eastern Shore	H	L, 60-63
1/1	Crowley's Ridge	H	W, 84-61
1/8	* Eastern Kentucky	H	L, 58-66
1/10	* Morehead State	H	W (OT), 75-72
1/15	* Tennessee Tech	A	W, 63-60
1/17	* Jacksonville State	H	W, 55-52
1/22	* Belmont	A	L, 67-72
1/24	* Southeast Missouri	H	W, 70-53
1/29	* Eastern Illinois	H	W, 81-51
1/31	* Murray State	A	L, 62-65
2/5	* Austin Peay	A	W, 76-64
2/7	* SIU Edwardsville	H	W, 64-59

2/12	* Southeast Missouri	A	L, 76-98
2/14	* Austin Peay	H	W, 67-61
2/19	* Eastern Illinois	A	W (OT), 75-73
2/21	* SIU Edwardsville	A	L, 68-76
2/26	* Tennessee State	A	W, 69-52
2/28	* Murray State	H	L, 67-73
3/5	# Morehead State	N	L, 65-76
3/19	\$ Northwestern State	A	W, 104-79
3/21	\$ USC Upstate	A	W, 60-49
3/25	\$ Eastern Kentucky	A	W, 70-69
3/31	\$ Evansville	A	L, 66-79

* - Ohio Valley Conference game

- OVC Tournament

\$ - CollegeInsider.com Postseason Tournament

2015-16

Coach: Heath Schroyer

Record: 20-15/Ohio Valley Conference: 10-6

Date	Opponent	H/A	Result
11/13	Oklahoma State	A	L, 57-91
11/16	Bethune-Cookman	H	L, 79-86
11/20	^ Oral Roberts	N	L, 66-70
11/21	^ FIU	N	L, 62-69
11/22	^ James Madison	A	W, 78-75
11/25	Harris-Stowe	H	W, 83-57
11/28	Mississippi State	A	L, 51-76
12/1	UMKC	A	L, 70-74
12/9	Texas Tech	A	L, 49-68
12/11	UT Rio Grande Valley	A	W, 72-64
12/16	Saint Louis	A	W, 82-76
12/18	Arkansas State	H	W, 74-70
12/21	Alcorn State	H	W, 70-47
12/29	Florida Atlantic	A	W, 57-48
1/2	Boyce College	H	W, 122-60
1/7	* Eastern Kentucky	A	W, 78-70
1/9	* Morehead State	A	L, 58-64
1/13	* Tennessee Tech	H	W, 96-90
1/16	* Jacksonville State	A	L, 60-82
1/21	* Belmont	H	L, 72-82
1/24	* Southeast Missouri	A	L (OT), 60-68
1/28	* Eastern Illinois	A	L, 74-82
1/30	* Murray State	H	W, 63-59
2/4	* Austin Peay	H	W, 86-77
2/6	* SIU Edwardsville	A	W, 79-62
2/11	* Southeast Missouri	H	W, 77-64
2/13	* Austin Peay	A	W (OT), 85-84
2/18	* Eastern Illinois	H	W (OT), 87-84
2/20	* SIU Edwardsville	H	W, 68-51
2/25	* Tennessee State	H	W, 72-56
2/27	* Murray State	A	L, 55-79
3/4	# Morehead State	N	W, 83-70
3/5	# Austin Peay	N	L, 73-83
3/16	\$ Central Michigan	A	W, 76-73
3/20	\$ Ball State	A	L (OT), 80-83

^ - Men Against Breast Cancer Classic - Harrisonburg, Va.

* - Ohio Valley Conference game

- OVC Tournament

\$ - CollegeInsider.com Postseason Tournament

2016-17

Coach: Anthony Stewart

Record: 22-13/Ohio Valley Conference: 10-6

Date	Opponent	H/A	Result
11/11	Ole Miss	A	L, 83-86
11/13	UT Rio Grande Valley	H	W, 88-80
11/15	Cumberland	H	W, 95-64
11/18	^ Cleveland State	H	W, 85-74
11/21	^ Canisius	A	W, 72-69
11/23	^ Duquesne	A	W, 66-63
11/25	^ Kentucky	A	L, 76-111
11/29	Florida Atlantic	H	W, 82-81
12/1	Arkansas-Pine Bluff	A	W, 73-68

12/4	Boyce College	H	W, 108-64
12/10	Illinois State	A	L, 57-74
12/14	Arkansas State	H	L, 68-87
12/17	Bethune-Cookman	H	W, 97-72
12/20	UMKC	A	W, 77-66
12/22	Southern Illinois	A	L, 70-78
12/29	* Jacksonville State	H	L, 72-90
12/31	* Morehead State	H	W (OT), 81-77
1/5	* Belmont	A	L, 67-83
1/7	* Tennessee State	A	L, 65-76
1/14	* Southeast Missouri	H	W, 79-69
1/19	* Eastern Illinois	H	W (2OT), 82-71
1/21	* SIUE	H	W, 75-67
1/26	* Austin Peay	A	W, 85-79
1/28	* Murray State	A	L, 86-94
2/1	* Tennessee Tech	A	W, 75-46
2/4	* Eastern Kentucky	H	W, 85-68
2/9	* Eastern Illinois	A	L, 71-81
2/11	* SIUE	A	W, 80-73
2/18	* Southeast Missouri	A	L, 61-90
2/23	* Austin Peay	H	W, 76-72
2/25	* Murray State	H	W, 73-67
3/3	# Murray State	N	W, 73-67
3/4	# Jacksonville State	N	L, 55-66
3/16	\$ UNC Asheville	H	W, 89-75
3/20	\$ Campbell	A	L, 56-73

^ - Bluegrass Showcase

* - Ohio Valley Conference game

- OVC Tournament

\$ - CollegeInsider.com Postseason Tournament

2017-18

Coach: Anthony Stewart

Record: 10-21/Ohio Valley Conference: 5-13

Date	Opponent	H/A	Result
11/10	^ Marshall	A	L, 91-102 (OT)
11/12	^ Illinois	A	L, 74-77
11/15	^ NC Central	H	W, 74-57
11/18	Akron	A	L, 59-76
11/22	^ Southern	A	L, 66-69
11/26	UMKC	H	L, 55-65
11/29	LSU	A	L, 60-84
12/2	Chattanooga	A	L, 63-66
12/5	Arkansas State	A	W, 92-78
12/10	UC Clermont	H	W, 127-92
12/16	Mississippi State	A	L, 61-92
12/20	Blue Mountain College	H	W, 84-76
12/22	Arkansas-Pine Bluff	H	W, 74-68
12/28	* Tennessee State	H	W, 63-60 (OT)
12/30	* Belmont	H	L, 58-65
1/4	* Austin Peay	A	L, 69-75
1/6	* Murray State	A	L, 68-82
1/11	* Eastern Kentucky	H	L, 70-78
1/13	* Morehead State	H	L, 67-71
1/18	* Eastern Illinois	A	L, 60-80
1/20	* SIUE	A	W, 70-69
1/25	* Jacksonville State	A	W, 67-63
1/27	* Tennessee Tech	A	L, 55-63
2/1	* Austin Peay	H	L, 57-59
2/3	* Murray State	H	L, 53-66
2/8	* Eastern Kentucky	A	W, 70-69
2/10	* Southeast Missouri	H	L, 77-81 (OT)
2/15	* SIUE	H	L, 69-70
2/17	* Eastern Illinois	H	L, 57-64
2/22	* Morehead State	A	L, 53-70
2/24	* Southeast Missouri	A	W, 72-66

^ - Global Sports Invitational

* - Ohio Valley Conference game



YEARLY RESULTS

2018-19

Coach: Anthony Stewart

Record: 12-19/Ohio Valley Conference: 6-12

Date	Opponent	H/A	Result
11/6	Cumberland	H	W, 91-58
11/10	Western Kentucky	A	L, 71-86
11/16	Mercer	A	L, 60-77
11/21	Western Illinois	H	W, 92-90
12/1	UNC Asheville	H	W, 87-70
12/5	Tulane	A	L, 74-87
12/8	ETSU	A	L, 62-80
12/15	Brescia	H	W, 108-79
12/18	Chattanooga	H	W, 75-72
12/22	Fresno State	A	L, 53-93
12/30	Bowling Green State	A	L, 80-94
1/3	* Eastern Illinois	A	L (OT), 87-92
1/5	* Southeast Missouri	A	L (OT), 69-74
1/10	* Murray State	H	L, 77-98
1/12	* Austin Peay	H	L, 70-72
1/17	* Eastern Kentucky	A	L, 73-97
1/19	* Morehead State	A	L, 77-85
1/24	* Eastern Illinois	H	L, 64-66
1/26	* SIUE	H	W, 85-69
1/31	* Tennessee State	A	L, 67-68
2/2	* Belmont	A	L, 67-82
2/7	* Jacksonville State	H	W, 66-64

2/9	* Tennessee Tech	H	W, 77-58
2/14	* Southeast Missouri	H	W, 81-72
2/16	* SIUE	A	W, 73-69
2/21	* Murray State	A	L, 75-85
2/23	* Austin Peay	A	L, 78-92
2/28	* Belmont	H	L, 67-112
3/2	* Tennessee State	H	W, 91-86
3/6	# Eastern Illinois	N	W, 78-71
3/7	# Jacksonville State	N	L, 81-88
* - Ohio Valley Conference game			
# - OVC Tournament			

2019-20

Coach: Anthony Stewart

Record: 9-20/Ohio Valley Conference: 5-13

Date	Opponent	H/A	Result
11/5	St. Louis College of Pharmacy	H	W, 106-48
11/9	ETSU	H	L, 75-92
11/13	Western Illinois	A	W, 98-91
11/16	% Wichita State	A	L, 62-103
11/19	% Northern Iowa	A	L, 67-87
11/26	\$ Gardner-Webb	N	L, 64-81
11/27	\$ Boston University	N	W, 76-73
12/6	Central Michigan	A	L, 75-84
12/14	UNC Asheville	A	L, 72-91
12/18	# Baylor	N	L, 63-91

12/29	Mount St. Joseph	H	W, 92-72
1/2	* Murray State	A	L, 76-89
1/4	* Austin Peay	A	L, 63-82
1/9	* Tennessee State	H	W, 87-74
1/11	* Belmont	H	L, 78-85
1/16	* Murray State	H	L, 62-84
1/18	* Austin Peay	H	L, 81-92
1/23	* Eastern Illinois	A	L, 83-95
1/25	* SIUE	A	W, 79-76
1/30	* Eastern Kentucky	A	L, 86-99
2/1	* Morehead State	A	L, 77-85
2/6	* Tennessee Tech	H	W, 74-62
2/8	* Jacksonville State	H	L, 61-75
2/13	* Southeast Missouri	A	L, 72-74
2/15	* Eastern Illinois	H	W, 80-79 (OT)
2/20	* Tennessee Tech	A	L, 65-78
2/22	* Jacksonville State	A	L, 58-72
2/27	* SIUE	H	L, 75-90
2/29	* Southeast Missouri	H	W, 87-78
% - Cancun Challenge - Campus Sites			
\$ - Cancun Challenge - Playa del Carmen, Mexico			
# - Battleground2k19 - Houston, Texas			
* - Ohio Valley Conference game			

UT MARTIN'S POSTSEASON HISTORY

Event.....Year.....Opponent.....Site.....Result.....Head Coach

CIT.....2017.....Campbell.....A.....L 73-56.....Anthony Stewart
A Skyhawk rally down the stretch comes up just short as UT Martin's record-setting season comes to a close despite a game-high 27 points out of Jacoby Mobley

CIT.....2017.....UNC Asheville.....H.....W 89-75.....Anthony Stewart
UT Martin never trails during a convincing win in the program's first-ever postseason home game.

Jacoby Mobley pumps in a game-high 29 points against a UNC Asheville squad who were Big South Conference co-champions

CIT.....2016.....Ball State.....A.....L 83-80 (OT).....Heath Schroyer
The Skyhawks lead by 11 points with 1:56 left in regulation before Ball State storms back to win in overtime.
Twymond Howard tosses in a game-high 26 points for UT Martin.

CIT.....2016.....Central Michigan.....A.....W 76-73.....Heath Schroyer
Alex Anderson scores 21 points - including a go-ahead three-pointer with 45 seconds left - to help UT Martin to a road win over the Mid-American Conference West champs

CIT.....2015.....Evansville.....A.....L 79-66.....Heath Schroyer
Dewille Smith (career-high six 3-pointers) and Twymond Howard (17 points, 10 rebounds) lead the Skyhawks but Evansville shoots 57.1 percent for the contest

CIT.....2015.....Eastern Kentucky.....A.....W 70-69.....Heath Schroyer
Marshun Newell buries a go-ahead trey with 3.3 seconds left and Twymond Howard ties a career-high with 23 points to help UT Martin overcome a seven-point second half deficit

CIT.....2015.....USC Upstate.....A.....W 60-49.....Heath Schroyer
Twymond Howard leads UT Martin with 15 points as the Skyhawks end the game on a 14-3 run and hold USC Upstate to 29.6 percent shooting for the contest

CIT.....2015.....Northwestern State.....A.....W 104-79.....Heath Schroyer
Alex Anderson (30 points) and Dewille Smith (21 points, 12 rebounds, 11 assists) lead UT Martin as the Skyhawks connect on a school-record 16 three-pointers in the CIT

NIT.....2009.....Auburn.....A.....L 87-82.....Bret Campbell
Lester Hudson concludes his career with 33 points, 12 rebounds and seven assists in UT Martin's Division-I postseason debut at the NIT after winning program's first OVC title

NCAAT.....1983.....Stephen F. Austin.....N.....L 83-70.....Tom Hancock
Gulf South Conference Player of the Year Jerry Davis pours in 26 points as UT Martin wraps up the season at the NCAA Division II Tournament after winning its first GSC title

NCAAT.....1983.....Southeast Missouri.....A.....L 83-71.....Tom Hancock
Gus Rudolph tallies a double-double (21 points and 18 rebounds) while Mitch Stentiford scores 21 points as UT Martin falls just short in overtime at the NCAA Division II Tournament

NCAAT.....1982.....Southeast Missouri.....N.....L 56-53.....Art Tolis
Mitch Stentiford's 20 points and Larry Brooks' 12 rebounds lead UT Martin at the NCAA Division II Tournament but the program's first 20-win team comes up just short in Warrensburg, Mo.

NCAAT.....1982.....Central Missouri.....A.....W 47-43.....Art Tolis
All-Gulf South Conference first team honoree Larry Brooks leads UT Martin with 14 points as the program notches its first-ever postseason win in the NCAA Division II Tournament

SERIES RECORDS

OPPONENT	RECORD	FIRST MTG	LAST MTG
Akron	0-1	2017-18	2017-18
Alabama	0-3	1981-82	1993-94
Alabama A&M	1-1	2000-01	2000-01
Alabama-Huntsville	3-0	1986-87	1993-94
Alaska-Anchorage	0-2	1990-91	1990-91
Alaska-Fairbanks	1-1	1990-91	1990-91
Alcorn State	1-0	2015-16	2015-16
American	0-1	1993-94	1993-94
Anderson	1-0	1979-80	1979-80
Arkansas	0-3	1973-74	2013-14
Ark.-Little Rock	0-4	1992-93	2012-13
Ark.-Pine Bluff	2-0	2016-17	2017-18
Arkansas State	8-16	1962-63	2017-18
Ark. St. Teachers	1-0	1965-66	1965-66
Arkansas Tech	1-0	1964-65	1964-65
Athens State	1-2	1953-54	1957-58
Auburn	0-2	1987-88	2008-09
Augustana	0-1	1981-82	1981-82
Austin Peay	24-64	1959-60	2019-20
Austin Peay Frosh	1-1	1952-53	1952-53
Austin Peay JV	2-0	1953-54	1953-54
Ball State	0-4	1991-92	2015-16
Baylor	0-1	2019-20	2019-20
Belmont	20-20	1953-54	2019-20
Berry	1-0	2001-02	2001-02
Bethel	31-21	1951-52	2013-14
Bethune-Cookman	2-1	2014-15	2016-17
Birmingham Southern	0-2	1966-67	2004-05
Blackburn	2-0	1979-80	1982-83
Blue Mountain College	1-0	2017-18	2017-18
Boston University	1-1	1991-92	2019-20
Bowling Green State	0-1	2018-19	2018-19
Boyce College	2-0	2015-16	2016-17
Bradley	0-4	1973-74	2012-13
Brescia	3-0	1998-99	2018-19
Butler	1-2	1999-00	2014-15
Cal. St. Northridge	0-1	1977-78	1977-78
Campbell	0-1	2016-17	2016-17
Campbellsville	0-1	1989-90	1989-90
Canisius	1-0	2016-17	2016-17
Carson Newman	1-1	1961-62	1969-70
Centenary	2-1	2000-01	2010-11
Central Arkansas	2-4	2007-08	2012-13
Central Baptist	2-0	2003-04	2007-08
Central Florida	1-1	2002-03	2003-04
Cent. Methodist	2-0	1979-80	1983-84
Central Michigan	1-2	1991-92	2019-20
Central Missouri	1-0	1981-82	1981-82
Centre	1-0	1987-88	1987-88
Champion Baptist	1-0	2014-15	2014-15
Chapman	0-1	1977-78	1977-78
Charleston (WV)	1-0	1985-86	1985-86
Chattanooga	2-8	1973-74	2018-19
Christian Bros.	19-20	1951-52	1999-00
Cincinnati	0-3	1994-95	2012-13
Clarksville Naval	1-0	1955-56	1955-56
Cleveland State	1-0	2016-17	2016-17
Colorado	0-1	2013-14	2013-14
Columbia College	1-0	1978-79	1978-79
Concordia	1-0	2002-03	2002-03
Covenant	2-0	1995-96	2007-08
Crowley's Ridge	1-0	2014-15	2014-15
Cumberland (TN)	6-0	1984-85	2018-19
Delta State	25-37	1956-57	1990-91
Duke	0-1	2004-05	2004-05
Duquesne	1-0	2016-17	2016-17
Eastern Illinois	24-27	1994-95	2019-20
Eastern Kentucky	20-30	1991-92	2019-20
Elon	2-0	2007-08	2008-09
ETSU	0-2	2018-19	2019-20
Evansville	1-11	1993-94	2014-15
FIU	1-1	2008-09	2015-16
Florida Atlantic	2-0	2015-16	2016-17
Florida State	0-3	1984-85	2013-14
Fontbonne	1-0	2012-13	2012-13
Fordham	1-0	2008-09	2008-09
Fort Campbell	3-0	1975-76	1978-79
Freed-Hardeman	22-4	1951-52	2006-07
Fresno State	0-1	2018-19	2018-19
Gardner-Webb	0-1	2019-20	2019-20
Georgia State	1-2	1992-93	1995-96
Grace	1-0	1985-86	1985-86
Grambling	1-0	1991-92	1991-92
Grand Valley State	0-1	1985-86	1985-86
Harding Academy	1-1	1960-61	1960-61
Harding College	1-0	1964-65	1964-65
Harris-Stowe	2-0	2009-10	2015-16
Hawaii	0-2	1999-00	2006-07
Henderson State	0-1	1988-89	1988-89

OPPONENT	RECORD	FIRST MTG	LAST MTG
Hendrix College	0-1	1964-65	1964-65
High Point	1-0	2006-07	2006-07
Houston Baptist	1-0	1992-93	1992-93
Howard	0-1	2006-07	2006-07
Idaho State	0-2	1995-96	1997-98
Illinois	0-3	1998-99	2017-18
Illinois-Chicago	1-0	2014-15	2014-15
Illinois State	0-5	1983-84	2016-17
IPFW	1-2	2004-05	2011-12
IUPUI	2-0	1977-78	1978-79
Indiana State	1-2	1974-75	2003-04
Iowa State	0-1	1996-97	1996-97
Jackson Indep.	1-0	1957-58	1957-58
Jackson State	0-2	1999-00	2013-14
Jacksonville State	24-44	1971-72	2019-20
James Madison	1-0	2015-16	2015-16
Kansas	0-2	1986-87	1988-89
Kennesaw State	2-0	2011-12	2012-13
Kennett	1-0	1955-56	1955-56
Kentucky	0-2	1994-95	2016-17
Kentucky State	0-1	1979-80	1979-80
King College	2-0	1964-65	1967-68
Ky.-Tenn. All-Stars	1-0	1959-60	1959-60
Ky. Wesleyan	1-7	1967-68	1991-92
LaGrange	1-0	1969-70	1969-70
Lamar	0-1	2011-12	2011-12
Lambuth	34-12	1951-52	1991-92
Lane	6-0	1981-82	1990-91
LeMoyn-Owen	3-3	1969-70	1985-86
Lincoln Memorial	7-0	1960-61	1991-92
Lindenwood	1-0	1980-81	1980-81
Lindsey Wilson	0-1	1991-92	1991-92
Lipscomb	12-13	1958-59	2013-14
Longwood	2-0	2012-13	2014-15
LSU	0-5	1988-89	2017-18
Louisville	0-2	2005-06	2011-12
*Lyon College	16-6	1959-60	2012-13
MacMurray	1-0	2010-11	2010-11
Maine	1-0	2007-08	2007-08
Marquette	0-1	2014-15	2014-15
Marshall	0-2	1994-95	2017-18
Martin College	3-1	1951-52	1951-52
Md.-Eastern Shore	0-1	2014-15	2014-15
Maryville St. Louis	2-0	1980-81	2008-09
Memphis	0-6	2000-01	2012-13
Memphis Navy	2-1	1953-54	1954-55
Mercer	0-1	2018-19	2018-19
Miami	0-1	2000-01	2000-01
Middle Tennessee	9-24	1964-65	2011-12
Middle Tenn. (JV)	1-0	1955-56	1955-56
Miles	1-0	1986-87	1986-87
Milligan	2-0	1959-60	1962-63
Minnesota	0-1	1992-93	1992-93
Mississippi College	17-17	1962-63	1990-91
Mississippi State	1-9	1980-81	2017-18
Miss. Valley State	1-1	2003-04	2003-04
Missouri	0-5	1982-83	2009-10
Missouri Baptist	3-2	1951-52	1985-86
Missouri-St. Louis	3-3	1969-70	1975-76
Missouri S&T	4-2	1956-57	1961-62
Mo. Southern	0-2	1991-92	1991-92
Missouri State^	0-3	1995-96	2009-10
Missouri Valley	1-0	2002-03	2002-03
Morehead State	16-38	1991-92	2019-20
Mount St. Joseph	1-0	2019-20	2019-20
Murray State	7-54	1956-57	2019-20
Murray State (JV)	3-4	1951-52	1956-57
NC Central	1-0	2017-18	2017-18
Nebraska	0-1	2014-15	2014-15
New York State	1-0	1980-81	1980-81
Nicholls State	5-7	1971-72	1978-79
North Alabama	21-28	1960-61	1990-91
North Central	1-0	1980-81	1980-81
North Dakota	1-1	1979-80	1980-81
North Dakota St.	0-2	1978-79	1979-80
North Texas	0-1	2004-05	2004-05
NE Miss. JC	1-0	1953-54	1953-54
Northern Arizona	1-1	2001-02	2002-03
Northern Iowa	0-1	2019-20	2019-20
Northern Kentucky	2-0	2013-14	2014-15
NW Mississippi	1-1	1952-53	1952-53
Northwestern	0-1	1996-97	1996-97
!Northwestern State	2-2	1973-74	2014-15
Oakland City	5-4	1955-56	1992-93
Ohio	0-1	2011-12	2011-12
Ohio State	0-2	1998-99	2010-11
Oklahoma State	0-1	2015-16	2015-16
Ole Miss	0-3	2001-02	2016-17
Olivet	1-0	1979-80	1979-80

OPPONENT	RECORD	FIRST MTG	LAST MTG
Oral Roberts	1-2	1994-95	2015-16
Otterbein	1-0	1983-84	1983-84
Paducah JC	8-3	1951-52	1957-58
Parsons Indep.	1-0	1954-55	1954-55
Pilot Oak	1-0	1954-55	1954-55
Portland State	1-1	2003-04	2004-05
Presbyterian	2-0	2013-14	2014-15
Purdue	0-3	1996-97	2005-06
Quincy	0-1	1988-89	1988-89
Radford	0-2	1995-96	1996-97
Reinhardt	1-0	2004-05	2004-05
#Rhodes College	8-6	1967-68	1990-91
Rivers Indep.	1-0	1953-54	1953-54
Rochester College	3-0	2003-04	2013-14
Rust	8-2	1967-68	1990-91
Rutherford	1-0	1953-54	1953-54
Saint Louis	2-3	1995-96	2015-16
St. Louis Christian	1-0	1990-91	1990-91
St. Mary's	3-0	1979-80	2001-02
Saint Peter's	2-0	2006-07	2007-08
St. Xavier (Ill.)	0-1	1985-86	1985-86
Samford	5-8	1992-93	2013-14
San Diego	0-1	1977-78	1977-78
San Francisco	0-1	2003-04	2003-04
San Francisco St.	14-9	1994-95	1994-95
SIUE	19-70	1970-71	2019-20
Southeast Missouri	33-51	1962-63	2019-20
Southeastern La.	4-9	1972-73	2013-14
Southern	0-1	2017-18	2017-18
Southern Illinois	0-3	1999-00	2016-17
Southern Indiana	4-2	1970-71	1991-92
Southern Miss	0-1	2006-07	2006-07
Southwest Baptist	2-0	1981-82	1983-84
Spalding	1-0	2005-06	2005-06
Stephen F. Austin	1-1	1982-83	1996-97
Stetson	1-0	1984-85	1984-85
Stewart AF Base	1-0	1954-55	1954-55
TCU	0-1	1992-93	1992-93
Tennessee	0-4	1993-94	2010-11
Tennessee Doctors	1-0	1958-59	1958-59
Tennessee State	28-34	1966-67	2019-20
Tennessee Tech	15-38	1968-69	2019-20
Tennessee Temple	1-1	1980-81	1995-96
Tenn. Wesleyan	0-5	1959-60	1988-89
Texas Tech	0-1	2015-16	2015-16
Trenton Indep.	3-0	1955-56	1956-57
Trevecca	1-0	1985-86	1985-86
Troy*	18-23	1971-72	1991-92
Tulane	0-1	2018-19	2018-19
Tusculum	1-3	1964-65	1966-67
UAB	1-1	1999-00	2011-12
UC Clermont	1-0	2017-18	2017-18
UMKC	1-3	2013-14	2017-18
UNC Asheville	2-1	2016-17	2019-20
UNLV	0-3	2002-03	2013-14
USC	0-3	1991-92	2008-09
USC Upstate	1-0	2014-15	2014-15
Union	32-21	1954-55	2002-03
Union Frosh	1-1	1952-53	1952-53
Univ. of Health Sciences & Pharmacy†	1-0	2019-20	2019-20
UTRGV	2-0	2015-16	2016-17
Valdosta State	8-10	1982-83	1990-91
Vanderbilt	0-5	1993-94	2007-08
Vanderbilt Frosh	2-4	1955-56	1955-56
VCU	0-2	1994-95	1997-98
Virginia	0-1	1995-96	1995-96
Virginia Tech	0-1	1997-98	1997-98
Webster	2-0	2000-01	2005-06
West Alabama\$	19-21	1971-72	1990-91
West Georgia	6-9	1981-82	1990-91
West Virginia State	1-0	2001-02	2001-02
Western Illinois	3-0	2003-04	2019-20
Western Kentucky	1-3	1991-92	2018-19
Westminster	3-0	1978-79	2009-10
Wichita State	0-1	2019-20	2019-20
William Penn	1-0	1982-83	1982-83
William Woods	1-0	2010-11	2010-11
Williams Baptist	0-1	1991-92	1991-92
Winthrop	0-1	2001-02	2001-02
Wofford	0-1	1962-63	1962-63
Wyoming	0-1	2013-14	2013-14
Yale	1-0	2001-02	2001-02

69 seasons

All-time record, 794-1031

* Formerly known as Arkansas College
 # Formerly known as Southwestern
 ^ Formerly known as Northwest Missouri
 ! Formerly known as Northwestern Louisiana
 % Formerly known as Troy State
 \$ Formerly known as Livingston
 + Formerly known as St. Louis College of Pharmacy


Akron

Akron leads 1-0

Away: 0-1

Date	H/A/N	Result
11/18/17	A	L, 76-59

Alabama

Alabama leads 3-0

Away: 0-3

Date	H/A/N	Result
12/1/81	A	L, 94-64
12/10/83	A	L, 95-71
1/17/94	A	L, 104-68

Alabama A&M

Series tied 1-1

Home: 1-0

Away: 0-1

Date	H/A/N	Result
12/21/00	H	W, 92-88
2/1/01	A	L, 72-69

Alabama-Huntsville

UT Martin leads 3-0

Home: 2-0

Away: 1-0

Date	H/A/N	Result
12/15/86	H	W, 72-61
2/29/92	H	W, 92-87
1/5/94	A	W, 75-70

Alaska-Anchorage

Alaska-Anchorage leads 2-0

Away: 0-2

Date	H/A/N	Result
11/16/90	A	L, 83-65
11/17/90	A	L, 77-75

Alaska-Fairbanks

Series tied 1-1

Away: 1-1

Date	H/A/N	Result
11/19/90	A	L, 96-69
11/20/90	A	W, 110-101

Alcorn State

UT Martin leads 1-0

Home: 1-0

Date	H/A/N	Result
12/21/15	H	W, 70-47

American

American leads 1-0

Neutral: 0-1

Date	H/A/N	Result
12/10/93	N	L, 99-81

Anderson College

UT Martin leads 1-0

Home: 1-0

Date	H/A/N	Result
12/1/79	H	W, 72-67

Arkansas

Arkansas leads 3-0

Away: 0-3

Date	H/A/N	Result
12/5/73	A	L, 80-68
12/3/92	A	L, 90-69
12/19/13	A	L, 102-56

Arkansas-Little Rock

UALR leads 4-0

Home: 0-1

Away: 0-3

Date	H/A/N	Result
12/16/92	A	L, 88-58
2/20/93	H	L, 81-67
11/25/06	A	L, 58-56
11/9/12	A	L, 84-68

Arkansas-Pine Bluff

UT Martin leads 2-0

Home: 1-0

Away: 1-0

Date	H/A/N	Result
12/1/16	A	W, 73-68
12/22/17	H	W, 74-68

Arkansas State

Arkansas State leads 16-8

Home: 4-6

Away: 3-10

Neutral: 1-0

Date	H/A/N	Result
12/29/62	N	W, 78-75
1/28/67	A	L, 96-71
1/30/67	A	L, 77-67
12/2/68	A	W, 76-66
1/28/69	H	W, 87-69
12/8/69	H	L, 83-74
1/22/70	A	L, 73-67
12/21/74	A	L, 95-73
1/12/76	H	W, 81-66
12/1/94	H	L, 76-65
12/13/94	A	L, 77-72
12/6/04	A	L, 92-65
12/1/05	H	W, 80-77 (OT)
11/20/06	H	L, 68-63
11/29/07	A	L, 71-69
11/25/08	H	L, 76-67
11/25/09	A	L, 80-66
11/17/11	A	L, 63-45
11/16/12	H	L, 77-73 (3OT)
11/13/13	A	L, 72-62
11/17/14	A	W, 75-73
12/18/15	H	W, 74-70
12/14/16	H	L, 87-68
12/5/17	A	W, 92-78

Arkansas State Teachers

UT Martin leads 1-0

Home: 1-0

Date	H/A/N	Result
1965-66	H	W, 77-70

Arkansas Tech

UT Martin leads 1-0

Away: 1-0

Date	H/A/N	Result
12/29/64	A	W, 97-94

Athens

Athens leads 2-1

Date	H/A/N	Result
1953-54	N/A	W, 92-49
1956-57	N/A	L, 72-52
1957-58	N/A	L, 84-79

Auburn

Auburn leads 2-0

Away: 0-2

Date	H/A/N	Result
12/7/87	A	L, 99-77
3/18/09*	A	L, 87-82

Augustana

Augustana leads 1-0

Home: 0-1

Date	H/A/N	Result
12/21/81	H	L, 70-62

Austin Peay

Austin Peay leads 64-24

Home: 15-25

Away: 8-36

Neutral: 1-3

Date	H/A/N	Result
1959-60	A	L, 75-50
1959-60	H	L, 78-75
12/5/60	A	W, 73-72
2/11/61	H	L, 95-86
1960-61*	N	L, 82-75
1/22/62	A	L, 82-79
1/29/62	H	L, 80-76
1961-62*	N	W, 74-65
1/31/63	H	W, 82-74
2/7/63	A	L, 74-57
12/2/63	A	L, 89-65
2/10/64	H	L, 82-68
12/9/64	H	W, 58-48
1/28/65	A	L, 70-69
1/13/66	A	L, 99-84
2/17/66	H	W, 107-86
1/4/67	A	L, 77-66
1/19/67	H	L, 74-71
12/5/68	A	L, 76-70
1/17/69	H	L, 68-64
12/4/68	A	L, 84-64
12/18/68	H	L, 95-73
12/3/69	A	L, 118-98
1/14/70	H	W, 89-87
12/5/70	A	L, 97-83
12/1/71	A	L, 89-76
2/3/72	H	W, 78-77
12/11/80	A	L, 86-75
12/20/86	A	W, 91-87
12/12/87	H	L, 65-63

2/18/92	A	L, 71-64
1/23/93	A	W, 74-71
2/13/93	H	L, 61-59
2/5/94	H	L, 79-64
2/16/94	A	L, 93-80
2/4/95	A	L, 74-59
2/16/95	H	W, 64-55
1/29/96	A	W, 91-83 (2OT)
2/24/96	H	W, 67-64
1/13/97	H	L, 64-52
2/8/97	A	L, 92-75
1/24/98	A	L, 85-51
2/21/98	H	L, 65-41
1/21/99	H	W, 70-69
2/18/99	A	L, 77-63
12/11/99	A	L, 64-53
2/8/00	H	L, 81-58
1/15/01	H	W, 76-74
2/22/01	A	L, 90-74
1/10/02	A	L, 71-65
1/31/02	H	L, 69-68 (OT)
2/26/02*	A	L, 72-69
1/9/03	H	W, 66-64
1/27/03	A	L, 64-56
2/12/04	A	L, 79-55
2/10/05	H	L, 67-63 (OT)
1/2/06	H	W, 84-75
1/19/06	A	L, 96-88
1/2/07	A	L, 74-61
1/18/07	H	L, 75-60
1/3/08	H	L, 90-85 (OT)
1/17/08	A	L, 86-71
3/7/08*	N	L, 78-77
1/8/09	H	L, 85-76
2/5/09	A	W, 87-82 (OT)
1/7/10	A	L, 90-72
2/4/10	H	L, 74-69
1/10/11	H	L, 71-61
2/3/11	A	L, 82-53
1/28/12	A	L, 92-73
2/23/12	H	L, 85-67
1/5/13	H	W, 76-74 (OT)
3/2/13	A	L, 91-58
2/2/14	A	L, 81-68
3/1/14	H	L, 88-85
2/5/15	A	W, 76-64
2/14/15	H	W, 67-61
2/4/16	H	W, 86-77
2/13/16	A	W, 85-84 (OT)
3/5/16*	N	L, 83-73
1/26/17	A	W, 85-79
2/23/17	H	W, 76-72
1/4/18	A	L, 75-69
2/1/18	H	L, 59-57
1/12/19	H	L, 72-70
2/23/19	A	L, 92-78
1/4/20	A	L, 82-63
1/18/20	H	L, 92-81

SERIES BREAKDOWNS

Austin Peay Frosh

Series tied 1-1

Date	H/A/N	Result
1952-53	N/A	W, 61-55
1952-53	N/A	L, 76-62

Austin Peay Junior Varsity

UT Martin leads 2-0

Date	H/A/N	Result
1953-54	N/A	W, 78-48
1953-54	N/A	W, 78-49

Ball State

Ball State leads 4-0

Home: 0-1

Away: 0-3

Date	H/A/N	Result
12/6/91	A	L, 88-41
2/20/10	A	L, 68-52
12/3/11	H	L, 71-48
3/20/16	A	L, 83-80 (OT)

Baylor

Baylor leads 1-0

Neutral: 0-1

Date	H/A/N	Result
12/18/19	N	L, 91-63

Belmont

Series tied 20-20

Home: 12-7

Away: 5-12

Date	H/A/N	Result
1/14/54	H	W, 83-81
2/15/54	A	L, 67-60
1957-58	N/A	W, 82-75
1958-59	N/A	W, 83-61
1959-60	N/A	W, 72-67
1959-60	N/A	L, 62-60
1/28/61	A	L, 76-74
2/18/61	H	W, 87-86
1961-62	A	W, 84-64
1961-62	H	W, 68-57
1/21/63	H	W, 83-61
2/2/63	A	W, 99-81
1/18/64	A	L, 71-68
2/1/64	H	W, 81-74
1/9/65	H	L, 61-56
2/8/65	A	L, 86-72
1965-66	A	W, 68-63
1965-66	H	W, 86-66
12/15/66	A	W, 87-79
2/11/67	H	W, 78-60
1/27/68	H	W, 85-59
2/10/68	A	L, 68-62
1/24/69	A	W, 75-68
2/8/69	H	W, 102-71
1/24/70	H	W, 119-75
2/7/70	A	L, 79-77
1/16/71	A	L, 71-70
1/30/71	H	L, 84-80
2/15/71*	A	L, 74-52

12/15/84	H	W, 105-64
12/10/87	H	W, 122-98
1/12/13	A	L, 90-53
1/11/14	H	L, 87-72
1/22/15	A	L, 72-67
1/21/16	H	L, 82-72
1/5/17	A	L, 83-67
12/30/17	H	L, 65-58
2/2/19	A	L, 82-67
2/28/19	H	L, 112-67
1/11/20	H	L, 85-78

Berry

UT Martin leads 1-0

Home: 1-0

Date	H/A/N	Result
1/7/02	H	W, 108-74

Bethel

UT Martin leads 31-21

Home: 21-7

Away: 6-6

Neutral: 0-1

Date	H/A/N	Result
1951-52	N/A	L, 81-47
1951-52	N/A	L, 70-36
1952-53	N/A	L, 77-66
1952-53	N/A	W, 70-65
1953-54	N/A	L, 79-74
1953-54	N/A	W, 70-59
1955-56	N/A	L, 104-102
1955-56	N/A	W, 86-81
1958-59	N/A	L, 63-62
1958-59	N/A	L, 72-62
1958-59	N/A	W, 83-72
1961-62	H	W, 89-74
1961-62	H	L, 71-69
1/24/63	H	W, 80-70
2/4/63	A	W, 69-57
1/27/64	H	W, 70-54
2/13/64	A	W, 57-56
1/14/65	H	W, 80-76
1/26/65	A	W, 68-65
1965-66	H	W, 75-62
1965-66	A	W, 83-61
1/12/67	A	L, 55-53
2/9/67	H	W, 66-56
1/11/68	A	W, 76-75
2/8/68	H	L, 79-73
1/9/69	H	W, 80-68
2/6/69	A	L, 112-76
12/5/69	N	L, 94-88
1/10/70	H	W, 94-92
2/5/70	A	L, 76-69
1/9/71	A	L, 72-66
2/11/71	H	L, 97-77
1/27/72	A	L, 98-81
2/10/72	H	L, 88-84
12/16/72	A	L, 83-76
2/13/73	H	L, 79-73
2/10/75	H	L, 60-58
2/9/76	A	W, 79-69

11/23/81	H	L, 79-71
12/9/82	H	W, 108-90
11/21/83	H	W, 84-70
11/19/84	H	W, 111-75
12/2/85	H	W, 91-72
12/13/86	H	W, 101-76
11/30/98	H	W, 78-53
12/2/99	H	W, 59-47
11/20/00	H	W, 121-65
12/3/01	H	W, 81-57
12/14/02	H	W, 116-57
11/29/04	H	W, 87-46
12/13/11	H	W, 86-83
11/27/13	H	W, 95-82

Bethune-Cookman

UT Martin leads 2-1

Home: 1-1

Away: 1-0

Date	H/A/N	Result
11/25/14	A	W, 74-56
11/16/15	H	L, 86-79
12/17/16	H	W, 97-72

Birmingham Southern

Birmingham Southern leads 2-0

Neutral: 0-2

Date	H/A/N	Result
12/6/66	N	L, 80-74
12/29/04	N	L, 64-53

Blackburn

UT Martin leads 2-0

Home: 2-0

Date	H/A/N	Result
1/26/80	H	W, 78-63
1/4/83	H	W, 103-84

Blue Mountain College

UT Martin leads 1-0

Home: 1-0

Date	H/A/N	Result
12/20/17	H	W, 84-76

Boston University

Series tied 1-1

Neutral: 1-1

Date	H/A/N	Result
12/14/91	N	L, 67-64
11/27/19	N	W, 76-73

Bowling Green State

Bowling Green State leads 1-0

Away: 0-1

Date	H/A/N	Result
12/30/18	A	L, 94-80

Boyce College

UT Martin leads 2-0

Home: 2-0

Date	H/A/N	Result
1/2/16	H	W, 122-60

12/4/16	H	W, 108-64
---------	---	-----------

Bradley

Bradley leads 4-0

Home: 0-1

Away: 0-3

Date	H/A/N	Result
12/1/73	A	L, 99-65
11/21/98	A	L, 68-47
2/19/11	H	L, 81-75
11/24/12	A	L, 80-57

Brescia

UT Martin leads 3-0

Home: 3-0

Date	H/A/N	Result
2/8/99	H	W, 67-64
12/18/08	H	W, 97-44
12/15/18	H	W, 108-79

Butler

Butler leads 2-1

Home: 1-0

Away: 0-2

Date	H/A/N	Result
1/3/00	H	W, 64-62
12/18/00	A	L, 77-48
12/22/14	A	L, 64-37

Cal State Northridge

Cal State Northridge leads 1-0

Away: 0-1

Date	H/A/N	Result
12/21/77	A	L, 47-46

Campbell

Campbell leads 1-0

Away: 0-1

Date	H/A/N	Result
3/20/17	A	L, 73-56

Campbellsville

Campbellsville leads 1-0

Home: 0-1

Date	H/A/N	Result
12/18/89	H	L, 70-67

Canisius

UT Martin leads 1-0

Away: 1-0

Date	H/A/N	Result
11/21/16	A	W, 72-69

Carson-Newman

Series tied 1-1

Neutral: 1-0

Date	H/A/N	Result
1961-62*	N/A	L, 63-42
2/19/70*	N	W, 92-81



SERIES BREAKDOWNS

Centenary

UT Martin leads 2-1

Home: 2-0

Away: 0-1

Date	H/A/N	Result
11/25/00	H	W, 69-56
1/2/01	A	L, 78-66
11/15/10	H	W, 79-56

Central Arkansas

Central Arkansas leads 4-2

Home: 0-3

Away: 2-1

Date	H/A/N	Result
11/15/07	H	L, 78-75
12/31/08	A	W, 84-65
12/12/09	H	L, 81-71
12/8/10	A	W, 73-64
11/30/11	H	L, 75-68
12/5/12	A	L, 87-86

Central Baptist

UT Martin leads 2-0

Home: 2-0

Date	H/A/N	Result
11/24/03	H	W, 105-78
11/13/07	H	W, 116-74

Central Florida

Series tied 1-1

Home: 1-0

Away: 0-1

Date	H/A/N	Result
12/15/02	H	W, 63-58
12/30/03	A	L, 80-68

Central Methodist

UT Martin leads 2-0

Home: 2-0

Date	H/A/N	Result
12/7/79	H	W, 72-71
11/28/83	H	W, 98-81

Central Michigan

Central Michigan leads 2-1

Away: 1-1

Neutral: 0-1

Date	H/A/N	Result
12/13/91	N	L, 97-70
3/16/16	A	W, 76-73
12/6/19	A	L, 84-75

Central Missouri

UT Martin leads 1-0

Away: 1-0

Date	H/A/N	Result
1981-82*	A	W, 46-42

Centre

UT Martin leads 1-0

Home: 1-0

Date	H/A/N	Result
11/28/87	H	W, 95-62

Champion Baptist

UT Martin leads 1-0

Home: 1-0

Date	H/A/N	Result
11/20/14	H	W, 115-29

Chapman

Chapman leads 1-0

Away: 0-1

Date	H/A/N	Result
12/16/77	A	L, 91-78

Charleston (W.Va.)

UT Martin leads 1-0

Home: 1-0

Date	H/A/N	Result
12/11/85	H	W, 110-103

Chattanooga

Chattanooga leads 8-2

Home: 2-3

Away: 0-5

Date	H/A/N	Result
1/2/74	A	L, 88-83
1/30/74	H	L, 94-78
11/30/74	A	L, 108-98
1/18/75	H	L, 70-69
12/1/75	A	L, 95-69
1/31/76	H	W, 76-70
12/28/81	H	L, 48-42
1/3/83	A	L, 81-68
12/2/17	A	L, 66-63
12/18/18	H	W, 75-72

Christian Brothers

Christian Brothers leads 20-19

Home: 11-10

Away: 3-8

Neutral: 0-1

Date	H/A/N	Result
1951-52	N/A	L, 47-43
1951-52	N/A	W, 77-60
1952-53	N/A	W, 60-55
1952-53	N/A	W, 48-47
1953-54	N/A	W, 50-49
1953-54	N/A	W, 69-64
1/20/55	H	W, 71-37
2/12/55	A	L, 60-57
1/22/59	H	L, 66-55
2/12/59	A	L, 58-50
12/2/59	H	L, 69-50
1/28/60	A	L, 71-48
1/4/65	A	W, 91-82
2/3/65	A	L, 84-74
1/15/66	H	L, 84-82 (OT)
2/3/66	H	W, 75-63

1/14/67	A	L, 58-55
2/2/67	H	W, 77-70
1/6/68	A	L, 73-68
1/25/68	H	L, 73-70
1/4/69	H	W, 86-65
2/1/69	A	W, 81-77
1/7/70	H	W, 78-51
1/31/70	H	L, 67-66
1/6/71	A	L, 68-66
1/23/71	H	L, 70-65
12/18/71	N	L, 73-62
1/13/72	H	L, 72-64
2/17/72	H	W, 77-69
12/19/73	H	W, 74-69
12/18/74	A	L, 75-71
12/9/75	A	W, 64-53
1/3/76	H	W, 74-58
11/26/86	H	W, 83-80
11/21/88	H	L, 94-79
11/20/89	H	W, 90-54
11/27/90	H	L, 78-76
12/4/91	H	L, 82-80
11/29/99	H	W, 82-66

Cincinnati

Cincinnati leads 3-0

Away: 0-3

Date	H/A/N	Result
12/10/94	A	L, 110-56
11/11/06	A	L, 67-49
11/11/12	A	L, 80-57

Clarksville Naval

UT Martin leads 1-0

Date	H/A/N	Result
1955-56	N/A	W, 75-61

Cleveland State

UT Martin leads 1-0

Home: 1-0

Date	H/A/N	Result
11/18/16	H	W, 85-74

Colorado

Colorado leads 1-0

Away: 0-1

Date	H/A/N	Result
11/10/13	A	L, 91-65

Columbia College

UT Martin leads 1-0

Home: 1-0

Date	H/A/N	Result
2/19/79	H	W, 77-60

Concordia

UT Martin leads 1-0

Home: 1-0

Date	H/A/N	Result
1/6/03	H	W, 98-68

Covenant College

UT Martin leads 2-0

Home: 2-0

Date	H/A/N	Result
11/27/95	H	W, 88-65
11/19/07	H	W, 103-77

Crowley's Ridge

UT Martin leads 1-0

Home: 1-0

Date	H/A/N	Result
1/1/15	H	W, 84-61

Cumberland

UT Martin leads 6-0

Home: 6-0

Date	H/A/N	Result
1/12/85	H	W, 69-55
12/8/86	H	W, 98-85
11/30/87	H	W, 118-62
11/24/96	H	W, 70-68
11/15/16	H	W, 95-64
11/6/18	H	W, 91-58

Delta State

Delta State leads 37-25

Home: 17-11

Away: 6-25

Date	H/A/N	Result
12/4/56	N/A	W, 87-78
2/19/57	N/A	L, 78-65
12/6/57	N/A	W, 69-58
1/7/61	A	L, 73-50
2/10/62	A	L, 87-76
1/7/63	H	L, 70-60
1/25/64	A	W, 80-74
2/6/64	H	L, 80-76
1/23/65	A	L, 73-65
2/6/65	H	W, 85-71
1/22/66	H	W, 75-65
1/6/67	A	L, 82-61
1/7/67	A	L, 67-57
2/18/67	A	W, 87-77
12/14/67	A	L, 97-84
12/16/68	A	L, 78-73
2/15/69	H	W, 89-85
12/13/69	H	W, 89-66
2/14/70	A	L, 89-86
12/7/70	H	L, 94-80
2/27/71	A	L, 70-68
1/31/73	A	W, 78-69
2/19/73	H	L, 74-69
2/22/74	A	L, 77-76
2/24/75	H	L, 62-61
12/18/75	A	W, 85-74
11/27/76	A	W, 69-65
2/5/77	H	W, 91-68
1/9/78	H	W, 82-71
2/10/78	A	L, 64-62
1/8/79	A	L, 93-62
2/9/79	H	L, 83-70
1/7/80	H	W, 83-78



2/11/80	A	L, 84-60
2/14/81	H	W, 58-55
2/20/81	A	L, 78-69
2/23/81*	H	L, 62-59(OT)
1/16/82	A	L, 15-14
2/6/82	H	W, 78-64
2/25/82*	H	W, 48-36
1/22/83	A	L, 59-56
2/19/83	H	W, 48-36
3/1/83*	H	W, 17-11
1/21/84	H	W, 61-60
2/18/84	A	L, 73-65
2/28/84*	H	W, 65-64
2/2/85	H	L, 63-58
2/4/85	A	L, 64-63
2/28/85*	A	L, 71-60
1/25/86	H	L, 80-78
2/8/86	A	L, 83-76
2/27/86*	A	L, 89-77
2/2/87	H	L, 70-69
2/26/87*	A	L, 58-57
1/11/88	A	W, 79-64
2/8/88	H	W, 78-60
1/7/89	H	W, 48-43
2/4/89	A	L, 65-59
1/13/90	A	L, 83-52
2/10/90	H	W, 91-74
12/20/90	A	L, 93-71
2/28/91	H	L, 87-71

Duke

Duke leads 1-0

Away: 0-1

Date	H/A/N	Result
11/20/04	A	L, 88-46

Duquesne

UT Martin leads 1-0

Away: 1-0

Date	H/A/N	Result
11/23/16	A	W, 66-63

Eastern Illinois

Eastern Illinois leads 27-24

Home: 16-9

Away: 7-18

Neutral: 1-0

Date	H/A/N	Result
12/3/94	A	L, 75-52
2/2/95	H	L, 63-50
1/30/97	A	W, 71-68
2/13/97	H	W, 83-53
1/17/98	H	L, 70-65 (OT)
2/14/98	A	L, 95-83
1/14/99	A	W, 83-75 (OT)
2/11/99	H	W, 87-81
1/15/00	H	W, 74-65
2/12/00	A	L, 82-75
1/11/01	A	L, 80-68
2/8/01	H	W, 85-71
1/19/02	H	W, 81-79 (OT)
2/16/02	A	W, 68-62

1/18/03	A	L, 68-60
2/15/03	H	L, 85-84
2/7/04	A	L, 83-79 (OT)
2/26/04	H	W, 77-73
2/5/05	H	L, 96-91 (OT)
2/24/05	A	L, 72-68
1/12/06	A	L, 80-70 (OT)
2/11/06	H	W, 85-61
1/11/07	H	W, 67-43
2/10/07	A	L, 74-59
1/10/08	A	W, 69-63
2/9/08	H	W, 73-62
1/24/09	H	W, 65-51
2/18/09	A	W, 76-60
1/23/10	A	L, 60-46
2/16/10	H	L, 83-68
1/22/11	H	W, 63-62
2/15/11	A	W, 73-54
1/12/12	A	L, 68-55
2/11/12	H	L, 74-71
1/24/13	A	L, 69-56
2/7/13	H	L, 93-65
1/23/14	H	W, 84-77
2/6/14	A	L, 91-79
1/29/15	H	W, 81-51
2/19/15	A	W, 75-73 (OT)
1/28/16	A	L, 82-74
2/18/16	H	W, 87-84 (OT)
1/19/17	H	W, 82-71 (2OT)
2/9/17	A	L, 81-71
1/18/18	A	L, 80-60
2/17/18	H	L, 64-57
1/3/19	A	L, 92-87 (OT)
1/24/19	H	L, 66-64
3/6/19*	N	W, 78-71
1/23/20	A	L, 95-83
2/15/20	H	W, 80-79 (OT)

Eastern Kentucky

Eastern Kentucky leads 30-20

Home: 13-10

Away: 7-20

Date	H/A/N	Result
2/1/92	A	L, 77-62
1/30/93	A	L, 64-58
2/27/93	H	L, 66-56
1/15/94	H	L, 70-54
2/21/94	A	L, 97-75
1/28/95	A	L, 92-78
2/18/95	H	W, 85-79
1/15/96	H	L, 60-59
2/10/96	A	L, 77-74
1/20/97	A	W, 70-55
2/15/97	H	W, 77-66
12/6/97	H	W, 67-64
2/3/98	A	L, 83-77
12/3/98	A	W, 74-63 (OT)
1/12/99	H	L, 64-60 (OT)
1/22/00	A	W, 82-74
2/19/00	H	W, 82-75
1/18/01	H	W, 71-60
2/15/01	A	L, 75-62

1/24/02	A	L, 108-100 (OT)
2/23/02	H	W, 82-77
1/23/03	H	W, 85-75
2/22/03	A	W, 78-70
1/8/04	A	L, 72-68
1/31/04	H	W, 76-74
1/6/05	H	L, 71-67
1/29/05	A	L, 95-71
12/21/05	A	L, 75-61
1/30/06	H	W, 90-83
12/20/06	H	L, 82-69
1/29/07	A	L, 94-57
12/19/07	A	L, 70-51
1/29/08	H	L, 74-60
12/6/08	A	L, 78-75
2/26/09	H	W, 74-55
12/5/09	H	L, 85-74
2/25/10	A	L, 84-60
12/4/10	A	L, 77-69
2/24/11	H	W, 78-70
1/19/12	A	L, 86-78 (2OT)
1/31/13	H	W, 72-65
1/30/14	A	L, 89-66
1/8/15	H	L, 66-58
3/25/15	A	W, 70-69
1/7/16	A	W, 78-70
2/4/17	H	W, 85-68
1/11/18	H	L, 78-70
2/8/18	A	W, 70-69
1/17/19	A	L, 97-73
1/30/20	A	L, 99-86

Elon

UT Martin leads 2-0

Home: 1-0

Away: 1-0

Date	H/A/N	Result
2/23/08	A	W, 81-77
11/22/08	H	W, 82-65

ETSU

ETSU leads 2-0

Home: 0-1

Away: 0-1

Date	H/A/N	Result
12/8/18	A	L, 80-62
11/9/19	H	L, 92-75

Evansville

Evansville leads 11-1

Home: 0-4

Away: 1-7

Date	H/A/N	Result
1/26/94	H	L, 87-69
3/2/94	A	L, 75-56
12/31/94	A	L, 83-41
12/1/96	H	L, 62-58
12/31/97	A	L, 78-64
11/18/98	H	L, 83-70
12/16/99	A	L, 87-51
12/1/04	A	L, 81-74
2/18/06	A	W, 69-62

11/29/06	H	L, 75-57
12/19/09	A	L, 84-63
3/31/15	A	L, 79-66

FIU

Series tied 1-1

Away: 1-0

Neutral: 0-1

Date	H/A/N	Result
12/27/08	A	W, 77-76 (OT)
11/21/15	N	L, 69-62

Florida Atlantic

UT Martin leads 2-0

Home: 1-0

Away: 1-0

Date	H/A/N	Result
12/29/15	A	W, 57-48
11/29/16	H	W, 82-81

Florida State

Florida State leads 3-0

Away: 0-3

Date	H/A/N	Result
12/18/84	A	L, 90-73
12/22/09	A	L, 95-68
11/17/13	A	L, 89-61

Fontbonne

UT Martin leads 1-0

Home: 1-0

Date	H/A/N	Result
11/14/12	H	W, 84-58

Fordham

UT Martin leads 1-0

Neutral 1-0

Date	H/A/N	Result
12/28/08	N	W, 82-70

Fort Campbell

UT Martin leads 3-0

Home: 3-0

Date	H/A/N	Result
11/29/75	H	W, 97-51
12/1/77	H	W, 90-68
1/18/79	H	W, 75-65

Freed-Hardeman

UT Martin leads 22-4

Home: 8-0

Away: 2-0

Date	H/A/N	Result
1951-52	N/A	W, 65-58
1951-52	N/A	W, 70-64
1952-53	N/A	L, 53-49
1952-53	N/A	W, 71-67
1953-54	N/A	W, 70-64
1953-54	N/A	W, 91-74
1954-55	N/A	W, 64-52
1954-55	N/A	W, 72-52
1955-56	N/A	W, 72-66



SERIES BREAKDOWNS

1955-56	N/A	W, 82-78
1956-57	N/A	L, 75-71
1956-57	N/A	W, 92-90
1958-59	N/A	W, 58-38
1958-59	N/A	L, 77-60
1959-60	N/A	W, 90-81
1959-60	N/A	L, 71-69
12/1/60	H	W, 100-63
12/8/60	A	W, 82-64
1961-62	H	W, 96-75
1961-62	A	W, 85-67
1/29/76	H	W, 99-80
12/29/81	H	W, 86-69
12/4/82	H	W, 85-71
12/8/83	H	W, 87-69
11/24/84	H	W, 80-63
12/5/06	H	W, 70-58

Fresno State

Fresno State leads 1-0

Away: 0-1

Date	H/A/N	Result
12/22/18	A	L, 93-53

Gardner-Webb

Gardner-Webb leads 1-0

Neutral: 0-1

Date	H/A/N	Result
11/26/19	N	L, 81-64

Georgia State

Georgia State leads 2-1

Home: 1-0

Away: 0-2

Date	H/A/N	Result
12/14/92	A	L, 58-54
12/13/93	A	L, 95-68
12/7/95	H	W, 90-68

Grace (Ind.)

UT Martin leads 1-0

Home: 1-0

Date	H/A/N	Result
11/27/85	H	W, 102-58

Grambling

UT Martin leads 1-0

Neutral: 1-0

Date	H/A/N	Result
12/7/91	N	W, 87-80

Grand Valley State

Grand Valley leads 1-0

Neutral: 0-1

Date	H/A/N	Result
11/24/85	N	L, 79-76

Harding Academy

Series tied 1-1

Home: 1-0

Away: 0-1

Date	H/A/N	Result
11/24/60	A	L, 68-67
11/28/60	H	W, 95-71

Harding College

UT Martin leads 1-0

Away: 1-0

Date	H/A/N	Result
12/30/64	A	W, 71-70

Harris-Stowe

UT Martin leads 2-0

Home: 2-0

Date	H/A/N	Result
11/20/09	H	W, 79-67
11/25/15	H	W, 83-57

Hawaii

Hawaii leads 2-0

Away: 0-2

Date	H/A/N	Result
11/19/99	A	L, 84-68
12/28/06	A	L, 66-53

Henderson State

Henderson State leads 1-0

Home: 0-1

Date	H/A/N	Result
11/30/88	H	L, 84-80

Hendrix College

Hendrix College leads 1-0

Away: 0-1

Date	H/A/N	Result
12/28/64	A	L, 87-81

High Point

UT Martin leads 1-0

Neutral: 1-0

Date	H/A/N	Result
11/10/06	N	W, 64-61

Houston Baptist

UT Martin leads 1-0

Neutral: 1-0

Date	H/A/N	Result
12/12/92	N	W, 82-74

Howard

Howard leads 1-0

Neutral: 0-1

Date	H/A/N	Result
11/12/06	N	L, 86-81

Idaho State

Idaho State leads 2-0

Neutral: 0-2

Date	H/A/N	Result
12/2/95	N	L, 89-72
12/13/97	N	L, 63-50

Illinois

Illinois leads 3-0

Away: 0-3

Date	H/A/N	Result
11/23/98	A	L, 71-35
12/30/05	A	L, 84-46
11/12/17	A	L, 77-74

Illinois-Chicago

UT Martin leads 1-0

Away: 1-0

Date	H/A/N	Result
12/15/14	A	W, 81-78 (OT)

Illinois State

Illinois State leads 5-0

Away: 0-5

Date	H/A/N	Result
11/26/83	A	L, 68-56
12/9/00	A	L, 77-60
11/27/04	A	L, 80-51
12/17/14	A	L, 64-54
12/10/16	A	L, 74-57

IPFW

IPFW leads 2-1

Home: 0-1

Away: 1-1

Date	H/A/N	Result
12/11/04	A	W, 63-61
12/11/10	A	L, 85-61
12/18/11	H	L, 82-76

Indiana State

Indiana State leads 2-1

Home: 1-0

Away: 0-2

Date	H/A/N	Result
12/16/74	A	L, 95-83
1/7/75	H	W, 79-75
12/22/03	A	L, 87-60

Iowa State

Iowa State leads 1-0

Away: 0-1

Date	H/A/N	Result
12/5/96	A	L, 57-36

IUPUI

UT Martin leads 2-0

Home: 1-0

Away: 1-0

Date	H/A/N	Result
1/14/78	H	W, 63-49
11/25/78	A	W, 94-81

Jackson Independent

UT Martin leads 1-0

Date	H/A/N	Result
1957-58	N/A	W, 92-39

Jackson State

Jackson State leads 2-0

Home: 0-1

Neutral: 0-1

Date	H/A/N	Result
11/21/99	N	L, 63-48
11/22/13	H	L, 68-64

Jacksonville State

Jacksonville State leads 44-24

Home: 16-17

Away: 8-25

Neutral: 0-2

Date	H/A/N	Result
1/15/72	A	L, 85-79
1/29/72	H	W, 99-79
1/19/73	A	L, 84-71
2/9/73	H	W, 81-71
1/12/74	A	L, 78-67
2/16/74	H	L, 77-71
1/11/75	H	W, 67-65
2/17/75	A	L, 99-75
1/19/76	A	L, 61-53
2/21/76	H	L, 76-74
1/22/77	A	L, 100-94
2/26/77	H	W, 97-79
1/20/78	H	W, 71-62
2/24/78	A	L, 75-74
1/22/79	A	L, 88-85
2/23/79	H	L, 71-58
1/21/80	H	L, 75-73
2/22/80	A	L, 95-78
1/30/81	A	L, 48-35
2/7/81	H	W, 47-46
1/25/82	H	W, 68-62
2/15/82	A	W, 69-64
1/10/83	A	L, 71-59
2/7/83	H	W, 84-78
1/9/84	H	W, 66-63
2/6/84	A	L, 90-66
3/9/84*	A	L, 97-82
1/7/85	A	L, 98-70
2/16/85	H	L, 92-82
1/11/86	H	L, 94-92
1/20/86	A	L, 98-89
2/7/87	A	W, 66-61
2/16/87	H	L, 84-62
1/4/88	H	W, 82-78
2/1/88	A	L, 85-69
12/10/88	A	L, 92-74
1/28/89	H	L, 106-77
1/6/90	H	L, 77-55
2/3/90	A	L, 95-86
1/26/91	H	L, 75-65
2/23/91	A	L, 118-87
1/15/04	H	L, 96-85
1/13/05	A	W, 75-71



12/10/05	H	L, 93-84
1/28/06	A	L, 85-80
12/9/06	A	W, 70-69
1/27/07	H	W, 83-60
12/8/07	H	W, 90-81
1/26/08	A	W, 81-70
1/17/09	A	W, 92-73
2/12/09	H	W, 99-74
1/16/10	H	L, 73-63
2/11/10	A	L, 80-68
1/15/11	A	W, 63-60
2/10/11	H	W, 68-55
2/2/12	H	L, 75-74
2/25/12	A	L, 77-46
12/31/12	H	L, 64-54
12/30/13	A	L, 70-65
1/17/15	H	W, 55-52
1/16/16	A	L, 82-60
12/29/16	H	L, 90-72
3/4/17*	N	L, 66-55
1/25/18	A	W, 67-63
2/7/19	H	W, 66-64
3/7/19*	N	L, 88-81
2/8/20	H	L, 75-61
2/22/20	A	L, 72-58

James Madison

UT Martin leads 1-0

Away: 1-0

Date	H/A/N	Result
11/22/15	A	W, 78-75

Kansas

Kansas leads 2-0

Away: 0-2

Date	H/A/N	Result
11/29/86	A	L, 88-69
12/4/89	A	L, 103-48

Kennesaw State

UT Martin leads 2-0

Home: 1-0

Away: 1-0

Date	H/A/N	Result
2/14/12	A	W, 76-75 (OT)
12/1/12	H	W, 65-63

Kennett

UT Martin leads 1-0

Date	H/A/N	Result
1955-56	N/A	W, 72-69

Kentucky

Kentucky leads 2-0

Away: 0-2

Date	H/A/N	Result
11/26/94	A	L, 124-50
11/25/16	A	L, 111-76

Kentucky State

Kentucky State leads 1-0

Neutral: 0-1

Date	H/A/N	Result
12/20/79	N	L, 75-58

Kentucky-Tenn. All-Stars

UT Martin leads 1-0

Date	H/A/N	Result
1959-60	N/A	W, 88-74

Kentucky Wesleyan

Kentucky Wesleyan leads 7-1

Home: 1-3

Away: 0-4

Date	H/A/N	Result
1/8/68	A	L, 79-65
3/2/68	H	L, 97-86
1/30/79	H	W, 89-84
1/3/80	A	L, 75-58
2/1/82	A	L, 55-53
12/6/83	H	L, 102-66
12/13/89	A	L, 101-73
12/2/91	H	L, 72-57

King College

UT Martin leads 2-0

Away: 2-0

Date	H/A/N	Result
2/17/65*	A	W, 84-70
2/21/68	A	W, 86-64

LaGrange

UT Martin leads 1-0

Neutral: 1-0

Date	H/A/N	Result
12/6/69	N	W, 76-66

Lamar

Lamar leads 1-0

Home: 0-1

Date	H/A/N	Result
11/22/11	H	L, 80-69

Lambuth

UT Martin leads 34-12

Home: 16-2

Away: 9-4

Date	H/A/N	Result
1951-52	N/A	L, 100-53
1951-52	N/A	L, 98-48
1952-53	N/A	L, 72-55
1952-53	N/A	L, 66-60
1953-54	N/A	L, 74-67
1953-54	N/A	W, 87-75
1954-55	N/A	W, 89-86
1954-55	N/A	W, 86-56
1955-56	N/A	W, 87-74
1955-56	N/A	W, 70-66
1956-57	N/A	W, 87-69
1956-57	N/A	W, 68-66
1958-59	N/A	W, 65-64

1959-60	N/A	L, 52-51
1959-60	N/A	W, 68-57
1/23/61	H	W, 87-70
2/14/61	A	W, 92-73
1961-62	A	L, 74-73
1961-62	H	W, 90-75
12/6/62	H	W, 85-83
1/17/63	A	L, 65-64
12/7/63	H	W, 89-66
1/30/64	A	W, 70-63
12/7/64	H	W, 72-58
12/9/64	A	L, 69-66
1965-66	A	W, 64-53
12/8/71	A	L, 97-89
1/22/72	H	W, 84-75
12/6/72	A	W, 66-60
1/4/73	H	W, 89-88
12/8/73	H	W, 88-75
12/4/74	A	W, 89-80
12/3/75	A	W, 87-80
1/8/76	H	W, 76-61
12/13/76	A	W, 78-67
2/17/77	H	W, 73-61
12/12/77	A	W, 72-69
2/20/78	H	W, 85-77
11/28/81	A	W, 86-84
11/22/82	H	W, 124-83
12/2/83	H	W, 110-81
12/11/86	H	W, 84-60
11/23/88	H	L, 102-95
11/22/89	H	W, 103-67
12/6/90	H	L, 86-82
1/13/92	H	W, 91-63

Lane

UT Martin leads 6-0

Home: 6-0

Date	H/A/N	Result
12/14/81	H	W, 96-81
12/2/82	H	W, 97-77
1/30/84	H	W, 105-72
12/3/84	H	W, 116-64
12/25/87	H	W, 110-59
1/10/91	H	W, 92-66

Lemoyne-Owen

Series tied 3-3

Home: 2-1

Away: 0-2

Neutral: 1-0

Date	H/A/N	Result
12/20/69	A	L, 81-68
1/26/70	H	W, 101-72
2/21/70*	N	W, 80-55
1/14/71	H	L, 103-90
1/26/71	A	L, 75-66
12/21/85	H	W, 85-81

Lincoln Memorial

UT Martin leads 7-0

Home: 2-0

Away: 3-0

Neutral: 2-0

Date	H/A/N	Result
2/22/61*	N	W, 79-76
2/21/62*	N	W, 77-59
2/24/66*	A	W, 71-64
12/2/72	A	W, 75-59
12/14/87	H	W, 82-63
1/11/92	H	W, 68-59
2/15/92	A	W, 58-52

Lindenwood

UT Martin leads 1-0

Home: 1-0

Date	H/A/N	Result
11/29/80	H	W, 107-46

Lindsey Wilson

Lindsey Wilson leads 1-0

Home: 0-1

Date	H/A/N	Result
1/25/92	H	L, 87-67

Lipscomb

Lipscomb leads 13-12

Home: 6-4

Away: 4-6

Date	H/A/N	Result
1958-59	N/A	W, 71-70
1958-59	N/A	L, 70-59
1958-59	N/A	L, 63-61
1959-60	N/A	L, 58-54
1959-60	N/A	W, 71-68
1/14/61	H	W, 62-57
2/4/61	A	L, 82-65
1961-62	H	W, 62-61
1961-62	A	L, 58-56
1/12/63	A	L, 70-64
2/14/63	H	L, 70-60
1/11/64	H	W, 68-61
2/15/64	A	W, 65-59
1/2/65	A	W, 59-56
1/16/65	H	W, 71-64
12/19/67	H	L, 77-67
1/13/69	A	L, 82-67
1/24/74	A	W, 85-78
1/25/75	H	W, 68-66
11/19/01	H	W, 86-79
12/7/02	A	W, 99-90 (OT)
11/27/10	H	L, 90-71
12/6/11	A	L, 70-55
12/8/12	A	L, 86-62
11/25/13	H	L, 95-84



Longwood

UT Martin leads 2-0

Home: 1-0

Away: 1-0

Date	H/A/N	Result
12/23/13	H	W, 89-79
12/6/14	A	W, 77-67

LSU

LSU leads 5-0

Away: 0-5

Date	H/A/N	Result
12/20/88	A	L, 128-89
12/16/95	A	L, 93-74
12/14/99	A	L, 73-45
11/18/10	A	L, 79-56
11/29/17	A	L, 84-60

Louisville

Louisville leads 2-0

Away: 0-2

Date	H/A/N	Result
11/19/05	A	L, 78-61
11/11/11	A	L, 83-48

Lyon College

UT Martin leads 16-6

Home: 14-1

Away: 1-5

Date	H/A/N	Result
1959-60	N/A	W, 74-72
11/18/60	H	W, 86-69
11/24/60	A	W, 95-73
1961-62	A	L, 90-72
1961-62	H	W, 92-80
12/20/62	H	W, 83-80
12/21/62	H	W, 85-62
12/28/62	A	L, 62-44
12/20/63	H	W, 75-71
12/31/63	A	L, 74-66
1965-66	A	L, 74-56
1965-66	A	L, 77-74
12/19/66	H	W, 60-58
12/20/66	H	W, 95-63
1/30/68	H	L, 67-58
11/30/82	H	W, 76-74
11/29/93	H	W, 72-67
12/4/95	H	W, 83-65
12/3/96	H	W, 87-68
12/1/97	H	W, 84-56
11/6/98	H	W, 74-56
11/20/12	H	W, 92-58

MacMurray

UT Martin leads 1-0

Home: 1-0

Date	H/A/N	Result
11/12/10	H	W, 70-49

Maine

UT Martin leads 1-0

Neutral: 1-0

Date	H/A/N	Result
11/6/07	N	W, 66-62

Marquette

Marquette leads 1-0

Away: 0-1

Date	H/A/N	Result
11/14/14	A	L, 79-63

Marshall

Marshall leads 2-0

Away: 0-1

Neutral: 0-1

Date	H/A/N	Result
12/9/94	N	L, 92-84
11/10/17	A	L, 102-91 (OT)

Martin College

UT Martin leads 3-1

Date	H/A/N	Result
1951-52	N/A	W, 69-53
1951-52	N/A	W, 77-62
1951-52	N/A	L, 47-40
1951-52	N/A	W, 51-40

Maryland-Eastern Shore

Maryland-Eastern Shore leads 1-0

Home: 0-1

Date	H/A/N	Result
12/30/14	H	L, 63-60

Maryville

UT Martin leads 2-0

Home: 2-0

Date	H/A/N	Result
12/20/80	H	W, 105-78
11/14/08	H	W, 121-56

Memphis

Memphis leads 6-0

Away: 0-6

Date	H/A/N	Result
11/29/00	A	L, 81-49
12/28/01	A	L, 88-58
12/3/03	A	L, 84-64
11/5/07	A	L, 102-71
11/23/10	A	L, 102-80
11/29/12	A	L, 93-65

Memphis Navy

UT Martin leads 2-1

Date	H/A/N	Result
1953-54	N/A	W, 83-75
1954-55	N/A	L, 82-69
1954-55	N/A	W, 85-64

Mercer

Mercer leads 1-0

Away: 0-1

Date	H/A/N	Result
11/16/18	A	L, 77-60

Miami

Miami leads 1-0

Away: 0-1

Date	H/A/N	Result
12/29/00	A	L, 70-54

Middle Tennessee

Middle Tennessee leads 24-9

Home: 6-8

Away: 3-16

Date	H/A/N	Result
12/3/64	H	L, 94-89 (OT)
12/2/65	A	L, 59-57
12/1/66	A	L, 108-94
12/10/66	H	W, 94-78
12/9/67	H	L, 88-69
2/1/68	A	L, 100-83
12/7/68	H	L, 103-89
12/30/69	A	L, 83-78
2/25/71	A	L, 66-59
3/4/71	H	L, 74-72
12/4/71	H	W, 66-65
1/20/72	A	L, 77-57
1/15/92	A	L, 94-55
1/18/93	H	W, 71-67
2/8/93	A	L, 70-67
1/3/94	H	W, 70-64 (OT)
1/31/94	A	L, 66-60
1/3/95	A	W, 66-64
1/30/95	H	L, 76-69
1/27/96	A	L, 81-68
2/26/96	H	W, 91-83
1/27/97	H	W, 61-59
2/22/97	A	L, 96-71
1/5/98	A	L, 66-46
1/31/98	H	L, 78-54
1/2/99	H	L, 56-50
1/28/99	A	L, 80-78 (OT)
1/29/00	H	L, 71-63
2/26/00	A	L, 96-78
12/6/01	A	W, 76-71
11/27/02	A	L, 87-77
12/15/08	A	W, 72-65
12/10/11	A	L, 78-62

Middle Tennessee Jr. Varsity

UT Martin leads 1-0

Date	H/A/N	Result
1955-56	N/A	W, 84-76

Miles

UT Martin leads 1-0

Home: 1-0

Date	H/A/N	Result
12/16/86	H	W, 129-90

Milligan

UT Martin leads 2-0

Away: 1-0

Date	H/A/N	Result
1959-60	N/A	W, 61-58
2/20/63*	A	W, 70-63

Minnesota

Minnesota leads 1-0

Away: 0-1

Date	H/A/N	Result
12/21/92	A	L, 92-63

Mississippi College

Series tied 17-17

Home: 12-6

Away: 5-10

Neutral: 0-1

Date	H/A/N	Result
12/18/62	N	L, 85-73
1/15/74	H	L, 74-59
1/3/75	A	W, 82-76
1/26/76	H	W, 93-55
12/3/76	A	L, 97-84
1/28/77	H	W, 64-62
1/12/78	A	L, 64-55
2/17/78	H	L, 55-52
1/11/79	H	W, 79-64
2/17/79	A	L, 83-79
1/11/80	A	L, 90-74
2/15/80	H	L, 56-52
1/9/81	H	W, 88-77
2/21/81	A	L, 75-74
1/18/82	H	W, 68-63
2/19/82	A	W, 47-43
2/22/82*	H	W, 82-50
1/24/83	A	W, 70-58
2/21/83	H	W, 90-70
1/23/84	H	W, 88-66
2/20/84	A	L, 84-74
12/8/84	H	W, 66-55
2/18/85	A	W, 69-66
2/1/86	A	L, 63-61
2/20/86	H	W, 92-60
1/5/87	H	W, 74-60
1/16/88	H	W, 91-69
2/13/88	A	W, 59-50
1/14/89	A	L, 92-72
2/11/89	H	L, 96-70
1/20/90	H	L, 84-80
2/17/90	A	L, 76-66
12/22/90	A	L, 73-62
3/2/91	H	L, 69-67

Mississippi State

Mississippi State leads 9-1

Away: 1-8

Neutral: 0-1

Date	H/A/N	Result
12/17/80	A	L, 87-60
12/12/81	A	W, 65-41
11/27/91	A	L, 86-54



12/20/97	A	L, 80-60
11/28/98	N	L, 85-67
11/22/03	A	L, 90-74
11/17/07	A	L, 86-70
11/25/11	A	L, 76-50
11/28/15	A	L, 76-51
12/16/17	A	L, 92-61

Mississippi Valley State

Series tied 1-1

Home: 1-0

Away: 0-1

Date	H/A/N	Result
12/6/03	A	L, 79-69
12/20/03	H	W, 99-70

Missouri

Missouri leads 5-0

Away: 0-5

Date	H/A/N	Result
12/20/82	A	L, 71-58
11/28/88	A	L, 97-55
12/2/89	A	L, 78-58
11/13/01	A	L, 89-63
11/17/09	A	L, 83-68

Missouri Baptist

UT Martin leads 3-2

Home: 3-0

Date	H/A/N	Result
1951-52	N/A	L, 52-47
1951-52	N/A	L, 42-38
12/8/79	H	W, 115-60
2/4/81	H	W, 82-77
12/9/85	H	W, 97-65

Missouri-St. Louis

Series tied 3-3

Home: 1-2

Away: 2-1

Date	H/A/N	Result
12/22/69	H	L, 86-77
1/3/70	A	L, 86-85
12/17/70	A	W, 85-78
12/30/70	H	L, 71-70
1/20/75	H	W, 78-73
1/23/76	A	W, 77-75

Missouri S&T

UT Martin leads 4-2

Home: 3-0

Away: 1-2

Date	H/A/N	Result
12/14/56	A	L, 75-60
12/21/57	H	W, 79-55
12/18/58	A	W, 79-74
12/19/59	H	W, 84-32
12/17/60	A	L, 81-71
12/16/61	H	W, 109-83

Missouri Southern

Missouri Southern leads 2-0

Home: 0-1

Away: 0-1

Date	H/A/N	Result
11/25/91	H	L, 72-71
1/4/92	A	L, 85-77 (OT)

Missouri State

Missouri State leads 3-0

Home: 0-1

Away: 0-2

Date	H/A/N	Result
12/1/95	A	L, 105-71
2/21/09	H	L, 79-77
12/9/09	A	L, 79-51

Missouri Valley

UT Martin leads 1-0

Home: 1-0

Date	H/A/N	Result
11/25/02	H	W, 77-58

Morehead State

Morehead State leads 38-16

Home: 11-12

Away: 4-22

Neutral: 1-4

Date	H/A/N	Result
12/16/91	A	L, 90-76
2/1/93	A	L, 77-74
3/1/93	H	W, 89-86
12/11/93	N	L, 82-77
1/13/94	H	L, 70-66
2/19/94	A	L, 101-98 (OT)
1/26/95	A	L, 78-70
2/20/95	H	W, 71-64
1/13/96	H	W, 74-62
2/12/96	A	W, 77-67
1/18/97	A	L, 72-62
2/17/97	H	W, 100-85
12/4/97	H	W, 77-66
1/13/98	A	W, 68-66 (OT)
12/5/98	A	L, 74-64
2/2/99	H	L, 85-69
1/20/00	A	W, 79-62
2/17/00	H	W, 69-68
1/20/01	H	L, 63-61
2/17/01	A	L, 86-77 (OT)
1/26/02	A	L, 89-88
2/21/02	H	L, 84-72
1/25/03	H	L, 83-60
2/20/03	A	L, 104-76
1/10/04	A	L, 70-68
1/29/04	H	W, 72-64
1/8/05	H	L, 81-73
1/27/05	A	L, 75-69
12/19/05	A	W, 80-67
1/14/06	H	W, 71-66 (OT)
12/18/06	H	L, 56-55
1/13/07	A	L, 70-48
12/17/07	A	L, 80-75

1/12/08	H	L, 81-79
12/4/08	A	L, 80-71
2/28/09	H	W, 79-65
3/6/09*	N	L, 63-55
12/3/09	H	L, 74-66
2/27/10	A	L, 73-63
12/2/10	A	L, 70-49
2/26/11	H	L, 77-64
1/21/12	A	L, 62-56
1/19/13	H	L, 88-74
3/6/13*	N	L, 73-66
1/18/14	A	L, 82-75
1/10/15	H	W, 75-72 (OT)
3/5/15*	N	L, 76-65
1/9/16	A	L, 64-58
3/4/16*	N	W, 83-70
12/31/16	H	W 81-77 (OT)
1/13/18	H	L, 71-67
2/22/18	A	L, 70-53
1/19/19	A	L, 85-77
2/1/20	A	L, 85-77

Mount St. Joseph

UT Martin leads 1-0

Home: 1-0

Date	H/A/N	Result
12/29/19	H	W, 92-72

Murray State

Murray State leads 54-7

Home: 5-24

Away: 1-29

Neutral: 1-0

Date	H/A/N	Result
1956-57	N/A	L, 80-74
12/13/78	A	L, 75-65
2/9/81	H	L, 59-58
1/13/93	A	L, 92-66
2/10/93	H	L, 100-74
1/22/94	A	L, 99-70
2/28/94	H	L, 80-77
1/21/95	H	L, 83-70
2/27/95	A	L, 107-75
1/20/96	H	L, 80-68
2/17/96	A	L, 87-81
1/6/97	H	L, 80-68
2/1/97	A	L, 88-69
1/10/98	H	L, 67-56
2/7/98	A	L, 94-66
1/9/99	A	L, 87-58
2/6/99	H	W, 74-73
1/8/00	H	L, 94-79
2/5/00	A	L, 90-72
1/6/01	A	L, 76-69
2/3/01	H	W, 80-73
1/3/02	A	L, 90-76
2/2/02	H	L, 92-74
2/1/03	A	L, 89-70
3/1/03	H	L, 80-59
1/20/04	A	L, 94-70
2/17/04	H	L, 77-44
1/18/05	H	L, 96-70

2/15/05	A	L, 80-56
1/21/06	H	L, 79-73
2/25/06	A	L, 81-63
2/28/06*	A	L, 65-52
1/20/07	A	L, 78-65
2/24/07	H	L, 74-52
1/19/08	H	L, 76-72
3/1/08	A	L, 98-59
1/5/09	H	W, 75-71
2/23/09	A	L, 74-59
1/4/10	A	L, 83-59
1/30/10	A	L, 77-45
12/21/10	H	L, 66-54
1/29/11	A	L, 92-75
12/21/11	A	L, 78-54
2/4/12	H	L, 65-58
1/3/13	H	L, 73-62
2/28/13	A	W, 69-68
1/5/14	A	L, 91-77
2/27/14	H	L, 86-72
1/31/15	A	L, 65-62
2/28/15	H	L, 73-67
1/30/16	H	W, 63-59
2/27/16	A	L, 79-55
1/28/17	A	L, 94-86
2/25/17	H	W, 83-76
3/3/17*	N	W, 73-67
1/6/18	A	L, 82-68
2/3/18	H	L, 66-53
1/10/19	H	L, 98-77
2/21/19	A	L, 85-75
1/2/20	A	L, 89-76
1/16/20	H	L, 84-62

Murray State Jr. Varsity

Murray State JV leads 4-3

Date	H/A/N	Result
1951-52	N/A	L, 98-25
1951-52	N/A	L, 81-41
1953-54	N/A	W, 90-73
1954-55	N/A	L, 75-69
1954-55	N/A	L, 56-50
1955-56	N/A	W, 79-74
1956-57	N/A	W, 68-67

NC Central

UT Martin leads 1-0

Home: 1-0

Date	H/A/N	Result
11/15/17	H	W, 74-57

Nebraska

Nebraska leads 1-0

Away: 0-1

Date	H/A/N	Result
11/28/14	A	L, 75-64

New York State

UT Martin leads 1-0

Home: 1-0

Date	H/A/N	Result
1/2/81	H	W, 76-61



Nicholls State

Nicholls State leads 7-5

Home: 4-2

Away: 1-5

Date	H/A/N	Result
2/22/72*	A	W, 111-94
1/15/73	H	W, 75-72
2/2/73	A	L, 87-64
12/17/73	H	W, 73-64
2/2/75	A	L, 76-74
2/7/76	H	L, 81-64
1/8/77	H	W, 80-70
2/11/77	A	L, 118-94
11/25/77	A	L, 70-63
2/6/78	H	W, 83-73
12/2/78	H	L, 77-74
2/3/79	A	L, 114-91

North Alabama

North Alabama leads 28-21

Home: 14-13

Away: 7-15

Date	H/A/N	Result
1/30/61	A	L, 72-69
2/2/61	H	W, 87-76
1961-62	A	L, 79-77
1961-62	H	L, 89-82
1/10/63	H	W, 86-69
2/16/63	A	L, 94-78
12/11/63	H	L, 73-65
1963-64	H	W, 79-76
12/11/71	H	W, 83-82
2/5/72	A	L, 88-75
1/25/73	H	L, 91-81
2/23/73	A	L, 84-68
1/26/74	A	L, 83-80
2/6/74	H	L, 83-80
1/16/75	H	W, 73-72
2/6/75	H	L, 74-58
1/10/76	H	L, 62-59
1975-76*	A	L, 58-56
1/15/77	H	L, 68-62
2/19/77	A	L, 82-73
1/27/78	A	W, 51-50
1/30/78	H	L, 57-55
1/25/79	A	L, 86-81
2/15/79	H	L, 92-75
1/16/80	H	L, 72-64
1/24/80	A	L, 81-63
1/12/81	H	W, 83-66
1/17/81	A	L, 49-43
1/4/82	H	W, 52-45
1/30/82	A	W, 55-54
1/29/83	H	W, 101-89
2/26/83	A	W, 68-63
1/28/84	A	L, 77-71
2/25/84	H	W, 81-77
2/9/85	A	W, 67-61
2/23/85	H	W, 80-77
1/4/86	A	W, 80-71
2/6/86	H	W, 80-75
1/15/87	H	W, 66-58

2/12/87	A	W, 76-69
1/14/88	A	W, 83-74
2/25/88	H	W, 114-86
3/3/88*	H	L, 56-55
1/12/89	H	L, 98-80
2/25/89	A	L, 94-68
1/18/90	A	L, 88-63
3/1/90	H	W, 99-94 (OT)
1/7/91	A	L, 90-58
2/4/91	H	L, 89-79

North Central

UT Martin leads 1-0

Home: 1-0

Date	H/A/N	Result
12/3/80	H	W, 107-72

North Dakota

Series tied 1-1

Home: 1-0

Away: 0-1

Date	H/A/N	Result
12/12/79	A	L, 79-64
12/5/80	H	W, 62-59

North Dakota State

North Dakota State leads 2-0

Home: 0-1

Away: 0-1

Date	H/A/N	Result
12/7/78	H	L, 84-71
12/13/79	A	L, 72-69

North Texas

North Texas leads 1-0

Neutral: 0-1

Date	H/A/N	Result
12/30/04	N	L, 75-70

Northeast Mississippi JC

UT Martin leads 1-0

Date	H/A/N	Result
1953-54	N/A	W, 84-60

Northern Arizona

Series tied 1-1

Home: 1-0

Away: 0-1

Date	H/A/N	Result
12/8/01	H	W, 54-51
12/21/02	A	L, 92-76

Northern Iowa

Northern Iowa leads 1-0

Away: 0-1

Date	H/A/N	Result
11/19/19	A	L, 87-67

Northern Kentucky

UT Martin leads 2-0

Home: 1-0

Away: 1-0

Date	H/A/N	Result
12/7/13	H	W, 79-66
12/3/14	A	W, 71-56

Northwest

Series tied 1-1

Date	H/A/N	Result
1952-53	N/A	L, 68-61
1952-53	N/A	W, 78-56

Northwestern

Northwestern leads 1-0

Away: 0-1

Date	H/A/N	Result
11/22/96	A	L, 61-55

Northwestern State

Series tied 2-2

Home: 1-0

Away: 1-2

Date	H/A/N	Result
2/23/74	A	L, 100-83
2/22/75	H	W, 90-74
11/20/10	A	L, 103-94
3/19/15	A	W, 104-79

Oakland City

UT Martin leads 5-4

Home: 1-0

Away: 1-0

Date	H/A/N	Result
1955-56	N/A	W, 71-65
1956-57	N/A	L, 96-86
1956-57	N/A	L, 81-62
1957-58	N/A	W, 83-75
1957-58	N/A	W, 70-59
1958-59	N/A	L, 94-91
1958-59	N/A	L, 80-67
12/5/81	A	W, 81-76
12/1/92	H	W, 82-71

Ohio

Ohio leads 1-0

Away: 0-1

Date	H/A/N	Result
11/13/11	A	L, 74-65

Ohio State

Ohio State leads 2-0

Away: 0-2

Date	H/A/N	Result
12/14/98	A	L, 92-56
12/27/10	A	L, 100-40

Oklahoma State

Oklahoma State leads 1-0

Away: 0-1

Date	H/A/N	Result
11/13/15	A	L, 91-57

Ole Miss

Ole Miss leads 3-0

Away: 0-3

Date	H/A/N	Result
12/16/01	A	L, 83-72
12/21/04	A	L, 92-64
11/11/16	A	L, 86-83

Olivet

UT Martin leads 1-0

Neutral: 1-0

Date	H/A/N	Result
12/22/79	N	W, 77-58

Oral Roberts

Oral Roberts leads 2-1

Home: 1-0

Away: 0-1

Neutral: 0-1

Date	H/A/N	Result
1/14/95	H	W, 83-70
3/2/96	A	L, 85-69
11/20/15	N	L, 70-66

Otterbein

UT Martin leads 1-0

Home: 1-0

Date	H/A/N	Result
12/3/83	H	W, 110-84

Paducah Junior College

Paducah Junior College leads 8-3

Date	H/A/N	Result
1951-52	N/A	L, 98-47
1951-52	N/A	L, 85-70
1952-53	N/A	L, 87-72
1952-53	N/A	L, 81-65
1954-55	N/A	W, 95-75
1955-56	N/A	L, 93-81
1955-56	N/A	W, 70-60
1956-57	N/A	L, 70-66
1956-57	N/A	L, 92-70
1957-58	N/A	W, 97-73
1957-58	N/A	L, 72-69

Parsons Independent

UT Martin leads 1-0

Date	H/A/N	Result
1954-55	N/A	W, 88-63

Pilot Oak Independent

UT Martin leads 1-0

Date	H/A/N	Result
1954-55	N/A	W, 76-61



Portland State

Series tied 1-1

Home: 1-0

Away: 0-1

Date	H/A/N	Result
1/2/04	H	W, 76-65 (OT)
12/18/04	A	L, 79-66

Presbyterian

UT Martin leads 2-0

Home: 1-0

Away: 1-0

Date	H/A/N	Result
12/16/13	A	W, 73-70
12/20/14	H	W, 77-60

Purdue

Purdue leads 3-0

Away: 0-3

Date	H/A/N	Result
12/16/96	A	L, 75-45
12/12/97	A	L, 87-56
12/28/05	A	L, 62-54

Quincy

Quincy leads 1-0

Home: 0-1

Date	H/A/N	Result
1/3/89	H	L, 82-64

Radford

Radford leads 2-0

Home: 1-0

Away: 1-0

Date	H/A/N	Result
11/25/95	A	L, 92-77
11/26/96	H	L, 82-59

Reinhardt

UT Martin leads 1-0

Home: 1-0

Date	H/A/N	Result
11/22/04	H	W, 84-79

Rhodes College

UT Martin leads 8-6

Home: 5-4

Away: 3-2

Date	H/A/N	Result
1/3/68	A	L, 82-81
11/30/68	H	L, 86-72
1/21/69	A	L, 77-76
12/1/69	H	W, 86-85
1/19/70	A	W, 91-80
12/1/70	A	W, 94-88
2/6/71	H	L, 86-83
11/28/72	A	W, 72-60
1/6/73	H	W, 87-59
1/9/85	H	W, 85-72
1/22/87	H	W, 93-63
12/17/88	H	L, 63-58
11/25/89	H	W, 97-69

11/24/90 H L, 61-59 (OT)

Rivers Independent

UT Martin leads 1-0

Date	H/A/N	Result
1953-54	N/A	W, 84-58

Rochester College

UT Martin leads 3-0

Home: 3-0

Date	H/A/N	Result
12/13/03	H	W, 88-64
11/19/11	H	W, 76-59
11/15/13	H	W, 79-64

Rust College

UT Martin leads 8-2

Home: 8-2

Date	H/A/N	Result
12/19/81	H	W, 69-60
12/22/82	H	W, 64-50
12/22/83	H	W, 71-44
11/26/84	H	W, 100-67
11/30/85	H	W, 88-70
12/1/86	H	W, 72-69
12/16/87	H	W, 75-60
12/13/88	H	L, 76-75
12/11/89	H	L, 67-66
12/10/90	H	W, 62-59

Rutherford Independent

UT Martin leads 1-0

Date	H/A/N	Result
1953-54	N/A	W, 69-55

Saint Louis

Saint Louis leads 3-2

Away: 2-3

Date	H/A/N	Result
2/21/96	A	L, 91-65
11/22/02	A	W, 63-58
12/16/06	A	L, 77-53
12/15/12	A	L, 73-51
12/16/15	A	W, 82-76

St. Louis Christian

UT Martin leads 1-0

Home: 1-0

Date	H/A/N	Result
1/5/91	H	W, 113-37

St. Mary's

UT Martin leads 3-0

Home: 2-0

Neutral: 1-0

Date	H/A/N	Result
12/21/79	N	W, 75-74
1/29/01	H	W, 112-64
11/29/01	H	W, 109-38

Saint Peter's

UT Martin leads 2-0

Home: 1-0

Away: 1-0

Date	H/A/N	Result
2/17/07	H	W, 59-58
12/1/07	A	W, 78-74

St. Xavier (Ill.)

St. Xavier leads 1-0

Neutral: 0-1

Date	H/A/N	Result
11/25/85	N	L, 56-53

Samford

Samford leads 8-5

Home: 3-4

Away: 2-4

Date	H/A/N	Result
12/5/92	H	W, 75-59
2/18/93	A	L, 85-63
1/17/04	H	L, 51-45
1/15/05	A	L, 62-59
1/5/06	H	L, 79-65
1/26/06	A	L, 67-60
1/4/07	A	L, 55-41
1/25/07	H	L, 71-66
1/5/08	H	W, 63-49
1/24/08	A	W, 61-43
3/4/08*	H	W, 101-94 (3OT)
12/19/12	H	L, 75-62
12/4/13	A	W, 89-73

San Diego

San Diego leads 1-0

Away: 0-1

Date	H/A/N	Result
12/19/77	A	L, 96-68

San Francisco

San Francisco leads 1-0

Neutral: 0-1

Date	H/A/N	Result
11/17/03	N	L, 73-62

San Francisco State

UT Martin leads 1-0

Home: 1-0

Date	H/A/N	Result
11/28/94	H	W, 86-62

SIUE

UT Martin leads 14-9

Home: 7-5

Away: 7-4

Date	H/A/N	Result
12/18/70	A	L, 85-75
1/1/71	H	L, 103-76
1/27/92	H	W, 90-87
2/22/92	A	L, 70-57
1/25/10	H	W, 68-52
1/24/11	A	W, 78-69

1/7/12	H	L, 69-65
1/26/13	A	W, 65-62
2/9/13	H	W, 77-68
1/25/14	H	L, 87-82
2/8/14	A	L, 84-78
2/7/15	H	W, 64-59
2/21/15	A	L, 76-68
2/6/16	A	W, 79-62
2/20/16	H	W, 68-51
1/21/17	H	W, 75-67
2/11/17	A	W, 80-73
1/20/18	A	W, 70-69
2/15/18	H	L, 70-69
1/26/19	H	W, 85-69
2/16/19	A	W, 73-69
1/25/20	A	W, 79-76
2/27/20	H	L, 90-75

Southeast Missouri

Southeast Missouri leads 51-33

Home: 26-14

Away: 7-36

Neutral: 0-1

Date	H/A/N	Result
12/14/62	A	L, 93-77
12/14/63	A	L, 110-80
1/8/64	H	L, 63-56
12/11/64	H	L, 71-55
12/18/64	A	L, 76-66
1965-66	H	W, 92-84
1965-66	H	L, 113-86
12/22/66	A	L, 75-71
1/25/67	H	W, 87-77
12/17/71	A	L, 95-87
2/26/72	H	W, 91-87
12/22/72	A	L, 81-72
2/13/79	H	L, 81-72
1/30/80	H	W, 85-74
1/5/81	A	L, 73-71
1/13/82	H	W, 77-43
1981-82*	N	L, 56-53
12/10/83	A	L, 71-65
1982-83*	A	L, 83-71
1/3/84	H	W, 78-64
12/1/84	A	L, 74-59
12/7/85	H	W, 84-67
12/6/86	A	W, 66-64
12/5/87	A	L, 89-77
12/3/88	A	L, 86-65
12/9/89	H	L, 87-76
12/1/90	A	L, 101, 73
1/27/93	H	W, 90-89
2/24/93	A	L, 69-68
1/24/94	A	L, 86-63
2/26/94	H	W, 102-87
1/23/95	H	L, 61-59
2/25/95	A	L, 75-66
1/11/96	A	L, 71-61
2/8/96	H	W, 79-59
1/9/97	A	L, 82-72 (OT)
2/20/97	H	W, 92-62
1/15/98	H	W, 91-82 (2OT)



2/12/98	A	L, 87-61
1/16/99	A	L, 84-75 (OT)
2/13/99	H	L, 60-49
1/13/00	H	W, 75-66
2/10/00	A	L, 80-68
2/29/00*	A	L, 76-74
1/13/01	A	L, 60-49
2/10/01	H	L, 81-73
1/17/02	H	W, 89-73
2/14/02	A	L, 78-51
1/16/03	A	W, 88-80
2/13/03	H	W, 77-61
2/5/04	A	L, 89-78
2/28/04	H	W, 88-71
2/3/05	H	L, 75-68
2/26/05	A	L, 72-52
12/3/05	H	W, 72-60
2/4/06	A	W, 66-55
12/2/06	A	L, 81-79
2/3/07	H	L, 73-69
2/2/08	A	W, 90-71
2/16/08	H	W, 98-85
1/12/09	A	W, 81-67
1/22/09	H	W, 86-73
1/21/10	A	L, 77-63
2/9/10	H	W, 73-70
1/3/11	A	L, 82-75
1/20/11	H	W, 79-69
1/5/12	H	L, 73-71
2/9/12	A	L, 86-56
12/29/12	A	L, 65-60
2/16/13	H	L, 96-74
2/12/14	A	W, 79-70
2/22/14	H	L, 77-74
1/24/15	H	W, 70-53
2/12/15	A	L, 98-76
1/24/16	A	L, 68-60 (OT)
2/11/16	H	W, 77-64
1/14/17	H	W, 79-69
2/18/17	A	L, 90-61
2/10/18	H	L, 81-77 (OT)
2/24/18	A	W, 72-66
1/5/19	A	L, 74-69 (OT)
2/14/19	H	W, 81-72
2/13/20	A	L, 74-72
2/29/20	H	W, 87-78

Southeastern Louisiana

Southeastern Louisiana leads 9-4

Home: 4-3

Away: 0-6

Date	H/A/N	Result
1/13/73	H	W, 76-75
2/3/73	A	L, 76-57
2/2/74	H	L, 75-59
2/31/75	A	L, 79-66
2/6/76	H	W, 61-48
1/7/77	H	L, 57-54
2/12/77	A	L, 76-61
11/26/77	A	L, 66-62
2/4/78	H	W, 68-65
12/1/78	H	W, 73-69

2/2/79	A	L, 78-65
2/18/12	A	L, 64-48
12/21/13	H	L, 80-76

Southern

Southern leads 1-0

Away: 0-1

Date	H/A/N	Result
11/22/17	A	L, 69-66

Southern Illinois

Southern Illinois leads 3-0

Away: 0-3

Date	H/A/N	Result
12/30/99	A	L, 69-48
11/14/09	A	L, 91-63
12/22/16	A	L, 78-70

Southern Indiana

UT Martin leads 4-2

Home: 3-0

Away: 1-2

Date	H/A/N	Result
12/12/70	H	W, 88-82
12/23/71	A	W, 76-64
12/9/72	H	W, 67-50
12/14/73	A	L, 74-66
11/27/89	A	L, 86-68
2/25/92	H	W, 77-74

Southern Miss

Southern Miss leads 1-0

Away: 0-1

Date	H/A/N	Result
11/16/06	A	L, 77-67

Southwest Baptist

UT Martin leads 2-0

Home: 2-0

Date	H/A/N	Result
1/11/82	H	W, 69-51
12/19/83	H	W, 99-81

Spalding

UT Martin leads 1-0

Home: 1-0

Date	H/A/N	Result
12/5/05	H	W, 79-59

Stephen F. Austin

Series tied 1-1

Neutral: 1-1

Date	H/A/N	Result
3/11/83*	N	L, 83-70
12/6/96	N	W, 83-68

Stetson

UT Martin leads 1-0

Away: 1-0

Date	H/A/N	Result
12/20/84	A	W, 75-61

Stewart A.F. Base

UT Martin leads 1-0

Date	H/A/N	Result
1954-55	N/A	W, 83-81

TCU

TCU leads 1-0

Neutral: 0-1

Date	H/A/N	Result
12/11/92	N	L, 75-67 (2OT)

Tennessee

Tennessee leads 4-0

Away: 0-4

Date	H/A/N	Result
11/26/93	A	L, 97-80
12/30/02	A	L, 77-50
11/18/08	A	L, 91-64
12/29/10	A	L, 68-62

Tennessee Doctors

UT Martin leads 1-0

Date	H/A/N	Result
1958-59	N/A	W, 76-66

Tennessee State

Tennessee State leads 34-28

Home: 17-12

Away: 10-22

Neutral: 1-0

Date	H/A/N	Result
12/5/66	A	L, 64-51
12/8/76	A	W, 51-49
2/8/77	H	W, 65-63
12/3/77	A	L, 83-53
1/4/78	H	W, 66-58
1/3/79	H	L, 68-56
1/15/79	A	L, 83-67
1/14/80	A	L, 92-72
2/6/80	A	L, 83-76
12/22/80	A	L, 62-58
1/20/81	H	W, 68-67
1/23/92	A	L, 66-49
1/25/93	A	L, 85-67
2/15/93	H	L, 79-70
2/2/94	A	L, 94-79
2/9/94	H	L, 93-80
1/7/95	A	L, 78-66
2/8/95	H	L, 87-74
1/8/96	A	L, 83-78 (OT)
2/3/96	H	W, 71-67
1/11/97	H	W, 65-54
2/10/97	A	L, 86-84 (2OT)
1/22/98	A	L, 74-70
2/19/98	H	L, 68-53
1/23/99	H	L, 67-56
2/20/99	A	L, 66-57 (OT)
1/18/00	H	W, 75-59
2/21/00	A	L, 74-71
1/25/01	H	L, 93-76
2/6/01	A	W, 93-77
1/12/02	A	W, 91-79

2/7/02	H	W, 84-78
1/11/03	H	W, 106-86
2/6/03	A	W, 95-75
1/22/04	A	W, 78-69
2/21/04	H	L, 81-72
1/20/05	H	L, 92-76
2/19/05	A	W, 74-68
1/7/06	A	L, 85-82
2/9/06	H	W, 71-68
1/6/07	H	W, 73-65
2/6/07	A	W, 76-74
1/7/08	A	W, 75-74
2/7/08	H	W, 91-80
1/10/09	H	W, 78-65
2/7/09	A	W, 100-73
1/9/10	A	L, 73-59
2/6/10	H	L, 74-68
1/8/11	H	L, 67-64
2/5/11	A	L, 56-47
3/2/11*	N	W, 68-64
12/29/11	A	L, 83-67
1/26/12	H	L, 72-59
1/10/13	A	L, 80-48
1/13/14	H	W, 100-81
2/26/15	A	W, 69-52
2/25/16	H	W, 72-56
1/7/17	A	L, 76-65
12/28/17	H	W, 63-60 (OT)
1/31/19	A	L, 68-67
3/2/19	H	W, 91-86
1/9/20	H	W, 87-74

Tennessee Tech

Tennessee Tech leads 38-15

Home: 9-15

Away: 6-22

Neutral: 0-1

Date	H/A/N	Result
12/14/68	A	L, 100-69
12/6/82	A	L, 102-89
2/3/92	A	L, 99-81
1/16/93	H	L, 81-76
2/6/93	A	L, 87-70
1/10/94	A	L, 70-62
2/7/94	H	W, 95-86
1/9/95	H	L, 81-80
2/6/95	A	L, 74-59
1/6/96	A	W, 78-74
2/5/96	H	W, 75-71
1/16/97	A	L, 70-59
1/25/97	H	L, 64-62 (OT)
1/3/98	A	W, 82-69
1/29/98	H	L, 65-63
1/4/99	H	L, 56-46
1/30/99	A	L, 75-59
1/27/00	H	L, 82-74
2/24/00	A	L, 81-65
1/27/01	A	L, 92-84
2/24/01	H	L, 66-59
2/27/01*	A	L, 69-58
1/21/02	A	L, 83-75
2/9/02	H	L, 75-68



1/20/03	H	L, 82-77
2/8/03	A	L, 87-77
3/4/03*	A	L, 76-62
2/14/04	A	L, 64-61
2/12/05	H	W, 59-56
2/2/06	H	W, 88-78
2/16/06	A	L, 74-72
2/1/07	A	L, 82-74
2/12/07	H	L, 65-61
1/31/08	H	L, 100-95
2/14/08	A	W, 82-79
1/15/096	A	W, 83-72
2/14/09	H	W, 71-62
3/3/09*	H	W, 93-75
1/14/10	H	L, 76-63
2/13/10	A	L, 70-61
1/13/11	A	L, 109-105 (30T)
2/12/11	H	L, 85-71
3/3/11*	N	L, 83-59
12/31/11	H	L, 85-62
2/21/13	A	L, 83-68
2/20/14	H	L, 91-83
1/15/15	A	W, 63-60
1/13/16	H	W, 96-90
2/1/17	A	W, 75-46
1/27/18	A	L, 63-55
2/9/19	H	W, 77-58
2/6/20	H	W, 74-62
2/20/20	A	L, 78-65

Tennessee Temple

Series tied 1-1

Home: 1-1

Date	H/A/N	Result
12/8/80	H	L, 74-62
12/9/95	H	W, 77-48

Tennessee Wesleyan

Tenn. Wesleyan leads 5-0

Home: 0-2

Away: 0-2

Date	H/A/N	Result
1959-60	N/A	L, 66-63
2/22/63*	A	L, 79-67
2/19/64*	A	L, 72-62
1968-69	H	L, 66-64
11/19/88	H	L, 98-94

Texas Tech

Texas Tech leads 1-0

Away: 0-1

Date	H/A/N	Result
12/9/15	A	L, 68-49

Trenton Independent

UT Martin leads 3-0

Date	H/A/N	Result
1955-56	N/A	W, 109-43
1956-57	N/A	W, 121-38
1956-57	N/A	W, 91-44

Trevecca

UT Martin leads 1-0

Home: 1-0

Date	H/A/N	Result
12/17/85	H	W, 101-85

Troy

Troy leads 23-18

Home: 15-6

Away: 3-17

Date	H/A/N	Result
1/31/72	H	W, 87-83
2/14/72	A	L, 84-75
2/23/72*	A	L, 81-77
1/20/73	A	L, 103-85
2/10/73	H	W, 88-81
1/11/74	A	L, 74-61
2/15/74	H	W, 88-81
1/10/75	H	L, 74-70
2/15/75	A	L, 76-70
1/17/76	A	L, 63-53
2/20/76	H	W, 68-66
1/21/77	A	L, 60-56
2/25/77	H	W, 80-78
1/20/79	A	L, 60-54
2/24/79	H	L, 93-87
1/19/80	H	W, 67-63
2/23/80	A	L, 79-69
1/23/81	H	W, 67-65
1/31/81	A	L, 64-63
1/23/82	H	W, 67-55
2/13/82	A	W, 80-68
1/17/83	H	W, 93-77
2/14/83	A	W, 55-52
1/16/84	A	L, 82-64
2/13/84	H	W, 65-62
1/28/85	H	W, 73-71
1984-85*	H	W, 50-47
1/13/86	H	W, 78-75
2/15/86	A	W, 83-81
1/10/87	A	L, 72-67
2/14/87	H	L, 81-78
1/25/88	A	L, 84-82
2/22/88	H	L, 79-71
1/21/89	H	L, 80-70
2/18/89	A	L, 81-61
1/27/90	A	L, 92-91
2/24/90	H	L, 98-89
1/12/91	H	W, 92-66
2/9/91	A	L, 103-85
1/18/92	A	L, 110-97
2/8/92	H	W, 110-97

Tulane

Tulane leads 1-0

Away: 0-1

Date	H/A/N	Result
12/5/18	A	L, 87-74

Tusculum

Tusculum leads 3-1

Away: 0-1

Neutral: 0-2

Date	H/A/N	Result
1961-62*	N/A	W, 62-48
2/18/65*	A	L, 82-70
2/25/66*	N	L, 59-50
1966-67*	N	L, 66-63

UAB

Series tied 1-1

Away: 1-1

Date	H/A/N	Result
12/21/99	A	L, 91-84
11/27/11	A	W, 59-54

UC Clermont

UT Martin leads 1-0

Home: 1-0

Date	H/A/N	Result
12/10/17	H	W, 127-92

UMKC

UMKC leads 3-1

Home: 0-2

Away: 1-1

Date	H/A/N	Result
11/20/13	H	L, 79-67
12/1/15	A	L, 74-70
12/20/16	A	W, 77-66
11/26/17	H	L, 65-55

UNC Asheville

UT Martin leads 2-1

Home: 2-0

Away: 0-1

Date	H/A/N	Result
3/16/17	H	W, 89-75
12/1/18	H	W, 87-70
12/14/19	A	L, 91-72

UNLV

UNLV leads 3-0

Away: 0-3

Date	H/A/N	Result
12/17/02	A	L, 101-78
12/22/07	A	L, 74-48
11/30/13	A	L, 85-55

USC

Southern Cal leads 3-0

Home: 0-1

Away: 0-2

Date	H/A/N	Result
11/22/91	A	L, 102-81
12/4/93	H	L, 78-72
11/28/08	A	L, 70-43

USC Upstate

UT Martin leads 1-0

Away: 1-0

Date	H/A/N	Result
3/21/15	A	W, 60-49

Union

UT Martin leads 33-22

Home: 17-7

Away: 7-12

Neutral: 1-0

Date	H/A/N	Result
1954-55	N/A	W, 68-56
1954-55	N/A	W, 92-85
1955-56	N/A	W, 84-62
1955-56	N/A	L, 77-73
1956-57	N/A	L, 66-57
1956-57	N/A	W, 79-63
1957-58	N/A	W, 67-63
1958-59	N/A	W, 87-47
1958-59	N/A	W, 71-68
1958-59	N/A	L, 94-65
1959-60	N/A	W, 67-64
1959-60	N/A	W, 59-56
2/9/61	A	L, 67-61
1961-62	A	L, 92-81
1961-62	H	W, 98-73
2/11/63	A	L, 78-69
1/14/64	A	W, 69-65
2/3/64	H	L, 75-73
1/18/65	H	L, 67-62
2/13/65	A	L, 75-67
1965-66	A	L, 73-68
1965-66	H	W, 71-67
1/21/67	H	W, 61-57
2/16/67	A	W, 88-68
1/20/68	H	L, 77-73
2/15/68	A	L, 68-59
2/22/68	A	L, 66-64
1/18/69	H	L, 74-68
2/13/69	A	L, 73-72
1/17/70	H	W, 74-69
2/12/70	A	W, 67-65
2/18/70*	N	W, 78-75
1/21/71	A	L, 84-78
2/4/71	H	L, 74-73
1/6/72	H	L, 78-69
2/19/72	A	L, 87-63
12/1/72	A	L, 87-78
1/11/73	A	W, 85-78
2/27/73	H	W, 106-80
1/17/74	A	W, 77-73
2/19/74	H	W, 95-78
12/7/74	H	W, 75-67
1/13/77	A	W, 73-57
2/1/77	H	W, 59-57
12/6/77	A	L, 95-86
1/16/78	H	W, 82-79
11/23/82	H	W, 90-68
11/19/83	H	W, 87-71
12/6/84	H	W, 96-71
12/5/85	H	W, 100-82



12/4/86	H	W, 95-90
12/3/87	H	W, 100-67
12/5/88	H	L, 88-82
12/16/89	H	W, 92-81
12/5/02	H	W, 72-60

Union Frosh

Series tied 1-1

Date	H/A/N	Result
1952-53	N/A	W, 63-61
1952-53	N/A	L, 65-55

Univ. of Health Sciences & Pharmacy

UT Martin leads 1-0

Home: 1-0

Date	H/A/N	Result
11/5/19	H	W, 106-48

UTRGV

UT Martin leads 2-0

Home: 1-0

Away: 1-0

Date	H/A/N	Result
12/11/15	A	W, 72-64
11/13/16	H	W, 88-80

Valdosta State

Valdosta State leads 10-8

Home: 6-4

Away: 2-6

Date	H/A/N	Result
1/15/83	H	W, 90-84
2/12/83	A	W, 75-63
3/3/83*	H	L, 77-76
1/12/84	A	L, 60-58
2/11/84	H	W, 94-68
1/26/85	H	W, 52-47
2/13/86	H	L, 108-95
2/22/86	A	W, 105-79
1/3/87	H	W, 84-80 (OT)
1/8/87	A	L, 77-73
1/23/88	A	L, 73-63
2/20/88	H	W, 60-50
1/23/89	H	L, 103-61
2/20/89	A	L, 71-61
1/29/90	A	L, 79-74
2/26/90	H	W, 85-70
1/14/91	H	L, 59-57
2/11/91	A	L, 86-77

Vanderbilt

Vanderbilt leads 5-0

Away: 0-5

Date	H/A/N	Result
12/1/93	A	L, 102-66
11/26/97	A	L, 87-57
11/27/99	A	L, 87-64
11/29/03	A	L, 94-60
12/29/07	A	L, 92-85

Vanderbilt Frosh

Vanderbilt Frosh leads 4-2

Date	H/A/N	Result
1954-55	N/A	W, 75-58

1954-55	N/A	W, 62-56
1955-56	N/A	L, 90-69
1955-56	N/A	L, 93-65
1956-57	N/A	L, 72-48
1956-57	N/A	L, 84-70

VCU

VCU leads 2-0

Home: 0-1

Away: 0-1

Date	H/A/N	Result
12/5/94	H	L, 67-60
11/22/97	A	L, 69-42

Virginia

Virginia leads 1-0

Away: 0-1

Date	H/A/N	Result
11/24/95	A	L, 84-65

Virginia Tech

Virginia Tech leads 1-0

Away: 0-1

Date	H/A/N	Result
11/21/97	A	L, 71-55

Webster

UT Martin leads 2-0

Home: 2-0

Date	H/A/N	Result
12/4/00	H	W, 66-60
11/26/05	H	W, 94-72

West Alabama

West Alabama leads 21-19

Home: 14-6

Away: 7-13

Date	H/A/N	Result
1/8/72	H	L, 92-71
2/12/72	A	L, 90-77
1/27/73	A	L, 96-95
2/17/73	H	W, 76-72
1/5/74	H	W, 85-69
2/8/74	A	L, 79-73
1/4/75	A	W, 77-52
2/8/75	H	W, 78-75
12/6/75	H	W, 80-60
2/14/76	A	L, 82-74
12/4/76	A	L, 78-76
1/29/77	H	W, 76-62
1/7/78	H	L, 75-71
2/11/78	A	L, 79-61
1/6/79	A	L, 92-70
2/10/79	H	L, 60-57
1/5/80	H	W, 74-69
2/9/80	A	L, 71-67
1/16/81	A	L, 72-66
1/24/81	H	L, 72-58
1/9/82	H	L, 41-40
2/20/82	A	L, 62-57
2/27/82*	A	L, 49-47
1/8/83	A	L, 64-61
2/5/83	H	W, 76-65
1/7/84	H	W, 92-71

2/4/84	A	W, 91-72
12/10/84	H	W, 47-37
2/11/85	A	L, 50-48
1/6/86	H	W, 76-65
2/3/86	A	W, 74-71
2/21/87	H	W, 69-64
1/9/88	A	W, 75-65
2/6/88	H	W, 76-65
1/9/89	H	L, 57-50
2/6/89	A	L, 72-70
1/15/90	A	W, 58-52
2/12/90	H	W, 71-61
1/21/91	A	L, 70-69
2/16/91	H	W, 53-50

West Georgia

West Georgia leads 9-6

Home: 2-5

Away: 4-4

Date	H/A/N	Result
12/4/81	A	L, 59-57
1/5/85	A	W, 57-55
2/21/85	H	L, 73-67
1/18/86	A	W, 78-75
2/10/86	H	L, 78-74
1/17/86	H	L, 85-75
2/9/87	A	L, 105-91
1/2/88	H	W, 73-69
1/30/88	A	W, 82-80
12/8/88	A	L, 83-78
1/30/89	H	L, 90-86
1/8/90	H	L, 73-69 (OT)
2/5/90	A	W, 86-69
1/28/91	H	W, 67-62
2/25/91	A	L, 88-76

West Virginia State

UT Martin leads 1-0

Neutral: 1-0

Date	H/A/N	Result
12/22/01	N	W, 89-69

Western Illinois

UT Martin leads 3-0

Home: 1-0

Away: 1-0

Neutral: 1-0

Date	H/A/N	Result
11/18/03	N	W, 96-67
11/21/18	H	W, 92-90
11/13/19	A	W, 98-91

Western Kentucky

Western Kentucky leads 3-1

Home: 1-0

Away: 0-3

Date	H/A/N	Result
11/30/91	A	L, 75-61
11/29/96	A	L, 73-56
1/26/98	H	W, 70-67
11/10/18	A	L, 86-71

Westminster

UT Martin leads 3-0

Home: 3-0

Date	H/A/N	Result
11/27/78	H	W, 95-83
2/2/80	H	W, 90-61
12/30/09	H	W, 71-59

Wichita State

Wichita State leads 1-0

Away: 0-1

Date	H/A/N	Result
11/16/19	A	L, 103-62

William Penn

UT Martin leads 1-0

Home: 1-0

Date	H/A/N	Result
11/27/82	H	W, 101-68

William Woods

UT Martin leads 1-0

Home: 1-0

Date	H/A/N	Result
12/19/10	H	W, 87-57

Williams Baptist

UT Martin leads 1-0

Home: 1-0

Date	H/A/N	Result
2/5/92	H	W, 85-70

Winthrop

Winthrop leads 1-0

Away: 0-1

Date	H/A/N	Result
12/21/01	A	L, 86-60

Wofford

Wofford leads 1-0

Neutral: 0-1

Date	H/A/N	Result
12/17/62	N	L, 66-59

Wyoming

Wyoming leads 1-0

Away: 0-1

Date	H/A/N	Result
11/8/13	A	L, 78-60

Yale

UT Martin leads 1-0

Neutral: 1-0

Date	H/A/N	Result
11/4/01	N	W, 99-87

SECTION VI



THIS IS UT MARTIN



KATHLEEN AND TOM ELAM CENTER

The Kathleen and Tom Elam Center has provided the Skyhawk men's basketball team with a home court advantage in the Ohio Valley Conference. Last season, UT Martin has boasted





KATHLEEN AND TOM ELAM CENTER



basketball team with one of the most intimidating home court advantages
ed five nationally televised contests in the Elam Center since 2015!



2020-21 SKYHAWK MEN'S BASKETBALL



The mission of the UTM Skyhawk Strength and Conditioning program is to maximize the potential of the Student-Athletes by teaching work ethic, team values, discipline, and leadership. The number one goal is to create a safe environment for the Student-Athletes to excel at their sport through scientifically based strength and conditioning programs. The Training programs are designed to increase the Athlete's strength, speed, agility, flexibility, conditioning, and explosiveness – all components in developing a complete collegiate athlete.



Olympic sport student-athletes train in the recently updated Fieldhouse weight room and adjacent multi-purpose room known as "the blue room". The 3,500 square foot weight room's renovation is highlighted by the Ecore Beast flooring that includes five inlay platforms highlighting UTM. In addition, updates included new Hammer Strength equipment, Eleiko barbells and a nutrition area to help support each Skyhawk athlete's development. Continued upgrades are ongoing to provide UT Martin student-athletes the best possible environment to compete for championships and develop positive habits to live a healthy active lifestyle.



STRENGTH AND CONDITIONING



2020-21 SKYHAWK MEN'S BASKETBALL

NATIONAL STRENGTH AND CONDITIONING ASSOCIATION ALL-AMERICANS

2015 Renate Meckl, Softball
 2017 Carly Gonzales, Softball
 2018 Katelyn Colvin, Soccer
 2018 Savannah Dodson, Softball

2020 Aalia Bivens, Softball
 2020 Brady Fry, Track and Field
 2020 Jack Story, Golf
 2020 Lexi Thomas, Soccer



DISTINGUISHED ALUMNI



Left: Lester Hudson ('09) became the first Skyhawk in history to be selected in the NBA Draft when he was drafted by the Boston Celtics in 2009. A two-time OVC Male Athlete of the Year, he led the UT Martin men's basketball team to its first-ever OVC regular season championship in 2008-09. The only player in NCAA Division-I history to accumulate a quadruple-double, he has suited up for the NBA's Boston Celtics (2009-10), Memphis Grizzlies (2009-10, 2011-12), Washington Wizards (2010-11), Cleveland Cavaliers (2011-12) and Los Angeles Clippers (2014-15) since graduating from UT Martin. He has since become one of the most popular players in the Chinese Basketball Association, winning a pair of Most Valuable Player awards.



Above: Heather Butler ('14) became the first player in UT Martin and Ohio Valley Conference history to play in the WNBA after signing with the San Antonio Stars. She left the Skyhawks as the program and conference's all-time leading scorer with 2,865 career points, ranking 16th in NCAA history. Her 392 career 3-pointers tied the NCAA all-time record while scoring double figures in all 129 games of her career, ranking as the second longest streak in history.

Below: Hunter Richardson ('18) is the only Skyhawk to earn All-OVC golf honors in all four seasons. He garnered OVC Player of the Year accolades in both 2017 and 2018, becoming just the eighth golfer to ever repeat as OVC Player of the Year. In July 2019, Richardson made his PGA Tour debut at the Barbasol Championship, held in Lexington, Ky., becoming the first-ever UT Martin golfer to play in a PGA Tour event.





DISTINGUISHED ALUMNI



Above: Skyhawk defensive lineman Montori Hughes became the 12th UT Martin football player (first since 1996) to be selected in the NFL Draft after going in the fifth round at No. 139 overall to the Indianapolis Colts in 2013.



Above: Alec Mills became the first player in UT Martin history to reach the Major League Baseball ranks when he made his debut with the Kansas City Royals in 2016. He made history on Sept. 13, 2020 when he tossed a no-hitter for the Chicago Cubs against the Milwaukee Brewers.

UT MARTIN'S ALL-TIME OVC CHAMPIONSHIPS (JOINED IN 1992)

- WOMEN'S TENNIS (1994)
- WOMEN'S TENNIS (1995)
- WOMEN'S BASKETBALL (1999)
- VOLLEYBALL (2001)
- VOLLEYBALL (2002)**
- WOMEN'S TENNIS (2005)
- FOOTBALL (2006)
- WOMEN'S TENNIS (2006)
- MEN'S BASKETBALL (2009)
- SOFTBALL (2009)*
- SOCCER (2009)
- SOFTBALL (2010)
- WOMEN'S BASKETBALL (2011)*
- WOMEN'S TENNIS (2011)
- SOCCER (2011)*
- WOMEN'S BASKETBALL (2012)**
- SOFTBALL (2012)**
- SOCCER (2012)**
- WOMEN'S BASKETBALL (2013)*
- SOCCER (2013)
- WOMEN'S BASKETBALL (2014)**
- WOMEN'S BASKETBALL (2015)
- WOMEN'S BASKETBALL (2016)
- WOMEN'S TENNIS (2016)
- MEN'S GOLF (2016)*
- SOCCER (2018)
- WOMEN'S BASKETBALL (2020)

*OVC Tournament Championship

**Team Won Both OVC Regular-Season
and Tournament Titles



DISTINGUISHED ALUMNI



JERRY REESE

Former New York Giants
Senior VP and General Manager
2-time Super Bowl Champion



PAT HEAD SUMMITT

Tennessee Lady Vols Basketball
Head Coach Emeritus
8-time NCAA Champion

- Ed Jones ('32) served as Commissioner of Agriculture (1949-53) and U.S. Representative (1969-89)
- Dr. Margaret Perry ('61) is chancellor emeritus of UT Martin and was the first female head of a Tennessee four-year college or university.
- Dr. Shirley Raines ('67) served as president of the University of Memphis from 2001-13.
- Dr. Nick Dunagan ('68) is chancellor emeritus of UT Martin
- Dr. C. Pat Taylor ('68) served as president of Southwest Baptist University from 1996-2018.
- Roy Herron ('75) served as a Tennessee State Senator for 16 years and 10 years as a State Representative.
- Dr. Lendley C. Black ('75) is chancellor at the University of Minnesota Duluth
- Dr. Christy Shaffer ('81) is president and CEO of Inspire Pharmaceuticals, Inc., in Durham, N.C.
- Peter Hoffman ('82) is vice president of intellectual property management for The Boeing Company.
- Bill Rhodes ('87) is the chairman, president and CEO of AutoZone.
- Van Jones ('90) is an Emmy Award-winning CNN political analyst, author, lawyer and civil rights advocate. Served as President Obama's Special Advisor for Green Jobs in 2009.
- Chris Brinkley ('00) is a globally known audiobook narrator, radio personality, voiceover artist and NCAA sports broadcaster.
- Scottie Nell Hughes ('02) is the director of the Tea Party News Network and former CNN political commentator
- Andy Holt ('07) served in the Tennessee House of Representative, representing District 76 from 2011-20.
- Bradley Gregg ('11) is a mechanical engineer at NASA Johnson Space Center.



LIN DUNN

Retired Indiana Fever
Head Basketball Coach
2012 WNBA Champion

LEONARD HAMILTON

Florida State University
Head Men's Basketball Coach
1995 National Coach of the Year





OVC ACADEMIC AWARDS

UT MARTIN SCHOLAR-ATHLETES

The winners are selected from a group of nominees by OVC Faculty Athletics Representatives. To be eligible, honorees must have at least a 3.25 GPA and conduct themselves in a manner which has brought credit to the student-athlete, his or her institution, intercollegiate athletics and the OVC.

1994-95	ANNA DAVIS	WOMEN'S TENNIS
	CAROLINE GROVES	WOMEN'S TENNIS
1996-97	KLAS BRUNSKOG	MEN'S TENNIS
	ANGELA OLSEN	WOMEN'S TENNIS
1997-98	ARTHUR CASTLE	MEN'S BASKETBALL
2001-02	KELLY PENDLETON	WOMEN'S BASKETBALL
2002-03	RACHEL AHLERS	VOLLEYBALL
2004-05	BRADY WAHLBERG	FOOTBALL
2005-06	CHAD MCMAHAN	FOOTBALL
2007-08	ANDREY YESPOV	MEN'S TENNIS
2008-09	JAMIE FURSTENBERG	SOCCER
2009-10	CODY TERRY	BASEBALL
2010-11	JENNA MILLER	VOLLEYBALL
2011-12	LEAH TAYLOR	SOFTBALL
2012-13	HEATHER BUTLER	WOMEN'S BASKETBALL
2014-15	BEN REEVES	GOLF
	KATIE SCHUBERT	WOMEN'S BASKETBALL
2016-17	JOE MARTIN	RIFLE



OVC COMMISSIONER'S HONOR ROLL

The OVC Commissioner's Honor Roll is presented annually to student-athletes who have at least a 3.25 GPA, are eligible and are on the team throughout the competitive season in their chosen NCAA-sponsored sport(s). Since joining the OVC in 1992, a total of 2,279 UT Martin student-athletes have been named to the prestigious list.

YEAR	TOTAL	YEAR	TOTAL	YEAR	TOTAL
1993-94	48	2002-03	82	2011-12	114
1994-95	62	2003-04	81	2012-13	116
1995-96	68	2004-05	78	2013-14	109
1996-97	41	2005-06	81	2014-15	100
1997-98	38	2006-07	81	2015-16	83
1998-99	52	2007-08	85	2016-17	116
1999-00	50	2008-09	73	2017-18	130
2000-01	58	2009-10	70	2018-19	128
2001-02	65	2010-11	93	2019-20	191



OVC MEDAL OF HONOR

The OVC Medal of Honor is given annually to the student-athlete(s) who achieve the highest GPA (4.0) in a Conference-sponsored sport. Since joining the OVC in 1992, UT Martin student-athletes have claimed 307 Medals of Honor.

YEAR	TOTAL	YEAR	TOTAL
1993-94	4	2007-08	13
1994-95	4	2008-09	8
1995-96	8	2009-10	12
1996-97	8	2010-11	15
1997-98	7	2011-12	16
1998-99	5	2012-13	17
1999-00	7	2013-14	22
2000-01	6	2014-15	16
2001-02	7	2015-16	8
2002-03	12	2016-17	20
2003-04	11	2017-18	17
2004-05	7	2018-19	19
2005-06	8	2019-20	21
2006-07	9		



ATHLETIC DIRECTOR

KURT MCGUFFIN

FOURTH YEAR • KANSAS STATE, 1996



Kurt McGuffin was officially named the 15th University of Tennessee at Martin's director of intercollegiate athletics on May 22, 2017. The 2020-21 academic year is his fourth year at the helm of Skyhawk Athletics.

During his UT Martin tenure, McGuffin has overseen multiple Ohio Valley Conference championship programs while implementing significant facility upgrades across the board. During the 2019-20 academic year, the Skyhawks were on pace for their best finish in the OVC Commissioner's Cup standings in school history before the league's cancellation of spring championships. Academically, UT Martin Athletics shattered a school record with 191 OVC Commissioner's Honor Roll recipients in 2019-20 and set a new departmental record with a 3.26 Grade Point Average in the spring semester.

McGuffin has over 20 years of experience in the collegiate athletics forum, including nearly six years as athletics director at Missouri Western State University, an NCAA Division II school located in St. Joseph, Mo. Before leading the Griffon athletics department in 2011, he also spent time as an assistant athletics director for development at the University of Colorado (2010-11), as a senior associate athletic director for external operations at Kansas State University (2000-10) and as an assistant director of athletics for development at the University of Idaho-Moscow

(1999-2000).

In his time at Missouri Western, McGuffin achieved the highest student-athlete grade point average in the history of the school while also setting an all-time high for graduation rate and community service hours. He significantly increased revenue generation to annual and endowment giving by 30 percent and he launched a capital campaign that produced five of the top 10 gifts in university history, finishing off \$13 million in building enhancements in the spring of 2016. In addition, he successfully added six additional sports to bring the total to 16 while collaborating to initiate a Master's program in Sport Business Management – which added 20 graduate assistants to his staff.

McGuffin oversaw six Mid-America Intercollegiate Athletics Association championship squads in his tenure at Missouri Western. That includes the Griffon football program winning its first ever outright MIAA championship in 2012, a year where they also made the deepest postseason run in school history into the Division II quarterfinals. The Missouri Western baseball team claimed its first-ever MIAA title in 2013, the women's basketball team won the MIAA regular season in 2015-16 while the Griffon softball program racked up three conference championships (2014 tournament, 2016 regular season, 2016 tournament) in McGuffin's tenure. During the 2016-17 academic year, the Missouri Western baseball team qualified for the NCAA Tournament in back-to-back seasons (2016-17) for the first time in program history while the Griffon softball program made it to their fourth straight NCAA Regional. The women's golf program also saw freshman Chong Yong advance to the NCAA Championships, becoming the first individual in school history to accomplish that feat.

McGuffin also sustained previous successful programs and experienced growth in resources across the board at Missouri Western. He hired head coaches to lead the Griffon volleyball program to its highest win total since the mid-1990's and earning the most MIAA victories in program history in 2014. The Missouri Western tennis squad also took a new direction under McGuffin, resulting in its first winning season in more than a decade in 2014-15. The Griffon soccer program has also shattered over 20 school records while making its first ever postseason appearance in 2014 while the women's golf program advanced to its first ever NCAA Championship berth in 2016. As a direct result, McGuffin led the Missouri Western charge into the top-100 in the Learfield Cup standings, elevating the program from its 287 ranking when he took over.

Facility improvements were also paramount in McGuffin's success at Missouri Western. He raised nearly \$8 million for a total renovation of Spratt Memorial Stadium while also helping construct a state-of-the-art women's soccer locker room and the Zack and Mary Workman Academic Success Center in 2014.

The upgrades to Spratt Memorial Stadium were instrumental in Missouri Western remaining as the summer home of the NFL's Kansas City Chiefs since 2010. McGuffin led the charge in 2014 as the Chiefs and Missouri Western announced an extension for St. Joseph as the sole training location through the 2017 season.

At Colorado, McGuffin created and implemented a new annual giving program which increased total giving by 15 percent. He added over 600 new members in the first year by establishing fundraising goals, implementing a new donor database, revamping the process of daily donations and planning special events. He also assisted with fundraising and development of a brand new \$12 million sport court practice facility while taking part in a \$1.5 billion university capital campaign.

In addition to his title as senior associate athletic director for external operations at Kansas State, McGuffin also served as the associate athletic director for development, the assistant athletic director for annual giving and the assistant director of athletic development in his decade in Manhattan. He completed over \$25 million in facility enhancements while also leading a \$90 million "Changing Lives Campaign." He also increased annual giving by 50 percent and endowments by over 70 percent.

McGuffin was the sport administrator for the Wildcat men's basketball, men's and women's golf and the men's and women's cross country/track and field programs. He led the development and implementation of a department-wide strategic plan while overseeing all external units (including development, ticketing, marketing and communication) responsible for a revenue of over \$28 million and budgets of \$12 million.

McGuffin led marketing campaigns that resulted in the largest football season-opening crowd in Kansas State history while also heading a sales group that sold out men's basketball games in three out of four seasons. In his tenure, the Wildcat women's basketball and volleyball programs were each in the top-10 nationally in attendance.

Before his first full-time role in athletics administration at Idaho-Moscow, McGuffin also was a graduate assistant for fundraising at Wichita State University, the director of men's basketball operations at Eastern Washington University and the head men's basketball student assistant at Kansas State.

McGuffin is a proud member of the National Association of College Directors of Athletics (NACDA) and the National Association of Development Directors (NADD). He has also spent time on the NCAA Men's Golf Ranking Committee, the NCAA Men's Basketball Committee and the NCAA Women's Basketball Committee. In addition to the NCAA Women's Basketball Committee, he is also serving on the NACDA Football Championship Subdivision Athletic Directors Association Executive Committee while serving as Chair of the OVC Council of Directors of Athletics during the 2020-21 academic year.

An Iola, Kan. native, McGuffin graduated from Kansas State with a bachelor of science degree in education in 1996. He obtained his Master of Science degree in education from Wichita State in 1999. He is married to the former Jessica Whisler of Goodland, Kan. and the couple has three children – Bryce, Brett and Brea.

PARKER STEWART



**ONLY NCAA DIVISION I
PLAYER TO
AVERAGE AT LEAST
19.0 POINTS,
4.5 REBOUNDS,
3.5 ASSISTS AND
2.5 THREE-POINTERS
PER GAME IN
2019-20**

REMEMBERING

ANTHONY STEWART

1970-2020

