

THE UNIVERSITY OF TENNESSEE AT MARTIN
BASEBALL




2011

SKYHAWKS



Clockwise from left, 2010 All-OVC Scholar Athlete Cody Terry, 2011 All-OVC Preseason Selection Trey Karlen, 2011 All-OVC Preseason Selection Jordan Owen, 2011 All-OVC Preseason Selection Wes Patterson.


2011 SKYHAWK ROSTER




#1 Adam Stacy
OF • 5-9 • 152 • R-Jr.
Cincinnati, Ohio



#2 Trey Karlen
IF • 5-11 • 188 • Sr.
Rowlett, Texas



#3 Colton Young
IF • 5-9 • 152 • Fr.
Sikeston, Mo.



#4 Cody Terry
IF • 5-11 • 188 • Sr.
St. Louis, Mo.



#5 Jordan Owen
OF • 6-0 • 196 • Jr.
Kansas City, Mo.



#7 Jess Trask
UTIL • 6-3 • 195 • Sr.
Jerseyville, Ill.




#8 Hagen Nelson
C/IF • 6-4 • 188 • R-Fr.
Jackson, Tenn.




#9 Phil Sorensen
IF/P • 6-1 • 208 • Fr.
Erie, Pa.



#10 Nick Wilson
P • 6-2 • 226 • Jr.
Oviedo, Fla.



#11 Ben Brewer
C • 6-2 • 201 • So.
Nashville, Tenn.



#12 Kyle Bargery
OF • 6-1 • 180 • R-So.
Munford, Tenn.



#13 Chase Okey
C/IF • 5-9 • 171 • Jr.
Mt. Dora, Fla.



#14 Cory Stooksbury
IF • 5-10 • 163 • Sr.
Lake City, Tenn.




#15 Dylan Cupples
P • 6-1 • 210 • Sr.
Newbern, Tenn.




#16 Stu Jones
P • 6-5 • 202 • Fr.
Lexington, Tenn.



#17 Matt Young
OF • 6-1 • 177 • So.
Franklin, Tenn.



#18 Jordan Stokes
C • 6-2 • 239 • R-So.
McEwen, Tenn.




#20 Matt Haynes
IF/P • 6-1 • 192 • So.
Jackson, Tenn.



#22 Hunter Britcliffe
C • 6-1 • 186 • Fr.
Collierville, Tenn.



#23 Drew Mason
IF • 6-4 • 245 • Sr.
Nashville, Tenn.




#24 Eric Ranson
IF/P • 6-5 • 211 • Fr.
Calgary, AB, Canada



#25 Justin Barnes
IF • 5-9 • 164 • R-Fr.
Arlington, Tenn.



#27 Matt Milligan
OF • 6-1 • 207 • R-So.
Collierville, Tenn.




#28 Danny Kelley
P • 6-1 • 171 • Jr.
Arlington Heights, Ill.



#29 Cody Miller
P • 6-6 • 200 • Fr.
Fisherville, Tenn.



#30 Wes Patterson
IF/P • 6-2 • 222 • Sr.
Memphis, Tenn.



#31 Dan Tobik
P • 6-4 • 196 • So.
Ballwin, Mo.




#33 Erik Larsen
OF • 5-11 • 162 • Jr.
Modesto, Calif.




#34 Jarrell Rodgers
P • 6-5 • 250 • Jr.
MacClenny, Fla.



#35 Joey Ivy
P • 6-0 • 185 • R-So.
Clarksville, Tenn.



#36 John Skubina
P • 6-1 • 192 • Fr.
Kennesaw, Ga.



#37 Alec Mills
P • 6-4 • 169 • So.
Clarksville, Tenn.



#41 Alex Boshers
P • 6-4 • 185 • So.
Nashville, Tenn.



#42 Brendan Lozupone
P • 6-1 • 188 • Jr.
New Carrollton, Md.



#55 Willie Frederick
P • 6-0 • 193 • Jr.
Los Banos, Calif.



QUICK FACTS

UNIVERSITY QUICK FACTS

Founded: 1900; Senior College, 1951
Enrollment: 8,469
Nickname: Skyhawks
Colors: Navy Blue and Orange
Affiliation: NCAA Division I
Conference: Ohio Valley
Chancellor: Dr. Thomas Rakes
Director of Athletics: Phil Dane
Athletics Web Site: www.UTMSports.com

UTM BASEBALL PERSONNEL

Head Coach: Bubba Cates
Alma Mater: Delta State, 1982
Tenure at UT Martin: 13th Season
Record at UTM: 193-442-1
Career Record: 449-603-1 (21 seasons)
E-Mail Address: vcates@utm.edu
Office Telephone: (731) 881-7337

Assistant Coach: Brad Goss
Alma Mater: Arkansas Tech, 2004
Tenure at UT Martin: 7th season
E-Mail Address: bgoss@utm.edu

Graduate Assistant Coach: Trevor Berryhill
Alma Mater: South Carolina Upstate, 2006
Tenure at UT Martin: 2nd season
E-Mail Address: tberryhi@utm.edu

Volunteer Assistant Coach: Eric Ebers
Alma Mater: Mississippi State, 2005
Tenure at UT Martin: 1st season
E-Mail Address: eebbers@utm.edu

UTM BASEBALL QUICK FACTS

2010 Overall Record: 24-31 (.436)
2010 Conference Record/Finish: 8-16/9th
Postseason: None
Players Returning/Lost: 22/9
Newcomers: 14

Stadium/Capacity: Skyhawk Field (500)
Dimensions: Lines 330 ft.; Alleys 365 ft.; CF 385 ft.
Surface: Natural Grass
First Year of Baseball: 1957
All-Time Baseball Record: 930-1049-11 (.470)
All-Time Record at Skyhawk Field: 350-335-3 (.511)
All-Time OVC Record: 108-321-2 (.253)
All-Time OVC Tournament Record: 0-2 (.000)
OVC Tournament Appearances: 1
Last OVC Tournament Appearance: 1996

INSIDE THE GUIDE

Quick Facts.....	1
Media Information.....	2
Skyhawk Field.....	3
2011 Roster.....	4

MEET THE SKYHAWKS

Player Bios/Preseason Depth Chart.....	6-34
--	------

UTM COACHING/SUPPORT STAFF

Head Coach Bubba Cates.....	36
Assistant Coaches/Support Staff.....	37-40

2011 PREVIEW

Season Outlook.....	42-43
2011 Opponents.....	44-47
Returning Players Career Stats vs. OVC Teams.....	48-55
OVC Composite Schedule.....	56-58

2010 RECAP

Season Review.....	60-61
2010 Final Statistics/Photo Capsule.....	62-64

SKYHAWK RECORD BOOK

Skyhawks of Distinction.....	66
Yearly Offensive/Defensive Leaders.....	67-68
All-Time Records/Roster.....	69-73
Yearly Results.....	74-79
Ohio Valley Conference.....	80

THIS IS UT MARTIN

This Is Skyhawk Athletics.....	82-83
Athletic Training/Strength and Conditioning.....	84-87
Success After UTM/OVC Academic Awards.....	88-89
University Leadership.....	90-91
Skyhawk Athletics Staff.....	92

CREDITS

The 2011 University of Tennessee at Martin Baseball Media Guide was written and produced by sports information assistant Ryne Rickman using Adobe InDesign CS4. Special assistance was provided by Joe Lofaro and Jordan Tucker. Photos by Trevor Ruszkowski/UTM Relations. Front cover design by Chris Luttig/BlandAid. Layout designs by Ryne Rickman and Louise Priest.

The University of Tennessee at Martin does not discriminate on the basis of race, sex, color, religion, national origin, age, disability or veteran status in provision of educational opportunities or employment opportunities and benefits. UT Martin does not discriminate on the basis of sex or disability in the education programs and activities which it operates, pursuant to requirements of Title VI of the Civil Rights Act of 1964 as codified in 42 U.S.C. 2000D; Title IX of the Educational Amendments of 1972, Public Law 92 318; Section 504 of the Rehabilitation Act of 1973, Public Law 93-112; the Americans with Disabilities Act of 1990, Public Law 101-336; and the Age Discrimination in Employment Act. This policy extends to both employment by and admission to the university. Inquiries concerning Title VI, Title IX, Section 504, the Americans with Disabilities Act, and the Age Discrimination in Employment Act should be directed to the Office of Equity and Diversity, 240 Gooch Hall, UT Martin, Martin, TN 38238-5002, 731-881-7202. Charges of violation of the above policy also should be directed to the Equity and Diversity Officer. E05-0416-00-014-11.



MEDIA INFORMATION

SPORTS INFORMATION



JOE LOFARO
Sports Information
Director



RYNE RICKMAN
Sports Information
Assistant

Baseball Contact: Ryne Rickman

E-Mail Address: rrickman@utm.edu

Mailing Address: Skyhawk Fieldhouse
1022 Elam Center
15 Mt. Pelia Road
Martin, TN 38238

Sports Information Director: Joe Lofaro

Office Telephone: (731) 881-7632

Office Fax: (731) 881-7624

INTERVIEW POLICIES

Media interviews with players and coaches are encouraged, and every effort will be made to accommodate media requests. In-person interviews are preferred. Telephone interviews can be arranged through the office of sports information. The best time to reach head coach Bubba Cates is weekday mornings.

POSTGAME AVAILABILITIES

Players and coaches will be available for interviews after a brief cooling-off period at the conclusion of each game. Media will be provided full stat packages upon completion of each game. Skyhawk head coach Bubba Cates and selected players will be made available upon request. Requests for players will be taken near the end of each game. Space and phone lines will be made available following post game interviews for filing stories.

CREDENTIALS

Admission is free to Skyhawk Field, but seating in the press box will be reserved for accredited media only. Please notify assistant sports information director Ryne Rickman at least 48 hours in advance if a media outlet plans on covering a game at Skyhawk Field.

PRESS BOX

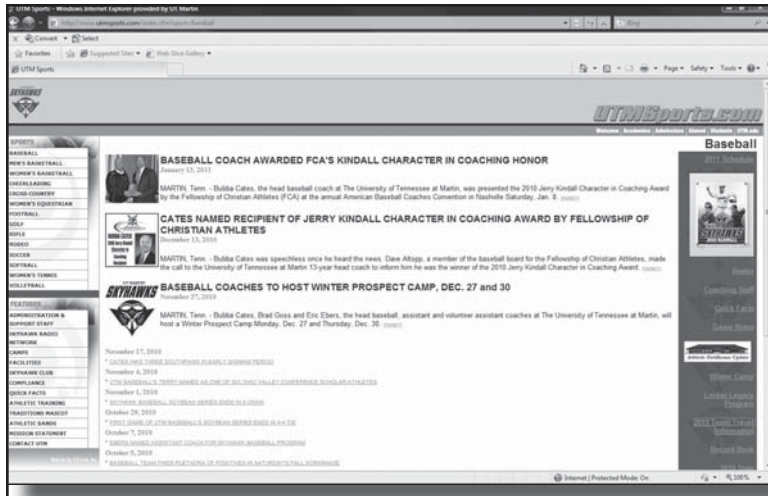
The Skyhawk Field press box is located above the spectator seating area behind home plate. Press box seating is limited and working media will be permitted in the press box during games. Children and spectators will not be permitted in the Skyhawk Field press box.

ON THE WEB

A wealth of resources for the UT Martin sports information department can be found at www.UTMSports.com. The site features updated schedules, rosters, player information, scores, statistics and game notes.

SKYHAWKS IN PRINT

The name of our institution is The University of Tennessee at Martin and if abbreviated, should be referred to as UT Martin. The University of Tennessee at Martin should be used as the first reference in a news story. UT Martin should be used in subsequent references and UTM is acceptable in headlines. Tennessee-Martin, UT-Martin, UT or Martin should never be used. The description Skyhawks should be used to represent all UT Martin athletic teams. Hawks should never be used.





The Skyhawk baseball team plays its home games at Skyhawk Field, a neatly constructed park on the southwest side of the UT Martin campus. The present field was completed in 1974, and has received numerous renovations over the years, including an outdoor batting cage beyond the third base line. In 2005, an outdoor deck was added down the first base line for fans. In 2008, new bleacher type seating was added, along with an inning-by-inning scoreboard. Lights were added in 2009, allowing the Skyhawks to play night games for the first time. Construction crews broke ground in 2010 for a fieldhouse that will provide full locker rooms, office space and meeting rooms among other things for both the Skyhawk baseball and softball teams. A Skyhawk Park entry gate to welcome fans to both Skyhawk Field and Bettye Giles Softball Field has also been added on Pat Head Summit Drive. The dimensions of Skyhawk Field are 330 feet down the lines, 365 to the power alleys and 385 to straightaway center.

DIRECTIONS TO SKYHAWK FIELD

From I-24 East (Paducah, Ky.)

Take Exit 7 (Mayfield/Paducah) to Hwy. 45 South toward Mayfield. At Mayfield, turn right on Purchase Parkway (Fulton, Ky. Exit 121). At Fulton, follow Hwy. 45E South Bypass to Martin. Turn right onto University Street and continue on to the intersection of Mt. Pelia road. Turn left on to Mt. Pelia Road, then make the first right at Pat Head Summit Drive. Bettye Giles Field will be at the end of Pat Head Summit Drive.

From I-40 West (Nashville, Tenn.)

Take Exit 108 North (Parker's Crossroads) to Highway 22. Follow Highway 22 to Martin. Exit onto Skyhawk Parkway and turn right at the first traffic light onto University Street. Make a right at the first traffic light on to Mt. Pelia Drive, then make the first right at Pat Head Summit Drive. Bettye Giles Field will be at the end of Pat Head Summit Drive.

From I-40 East (Memphis, Tenn.)

Take Exit 80-B North to Highway 45 By-pass. Follow Highway 45E (Milan Exit) to Martin. Exit onto Skyhawk Parkway and turn right at the first traffic light onto University Street. Make a right at the first traffic light on to Mt. Pelia Drive, then make the first right at Pat Head Summit Drive. Bettye Giles Field will be at the end of Pat Head Summit Drive.





2011 ROSTER

No.	Name	Position	B/T	Height	Weight	Class	Hometown / Previous School
1	Adam Stacy	OF	R/R	5-9	152	RS-JR	Cincinnati, Ohio / Moeller HS
2	Trey Karlen	INF	R/R	5-11	188	SR	Rowlett, Texas / Texas A&M Kingsville
3	Colton Young	INF	R/R	5-9	152	FR	Sikeston, Mo. / Cape Notre Dame HS
4	Cody Terry	INF	R/R	5-11	188	SR	St. Louis, Mo. / Oakville HS
5	Jordan Owen	OF	R/R	6-0	196	JR	Kansas City, Mo. / Oak Park HS
7	Jess Trask	UTIL	R/R	6-3	195	SR	Jerseyville, Ill. / Lewis & Clark CC
8	Hagen Nelson	C/INF	R/R	6-4	188	R-FR	Jackson, Tenn. / Trinity Christian Academy
9	Phil Sorensen	INF/RHP	L/R	6-1	208	FR	Erie, Pa. / Cathedral Prep
10	Nick Wilson	RHP	R/R	6-2	226	JR	Oviedo, Fla. / Lake Sumter CC
11	Ben Brewer	C	R/R	6-2	201	SO	Nashville, Tenn. / David Lipscomb HS
12	Kyle Bargery	OF	R/R	6-1	180	R-SO	Munford, Tenn. / Munford HS
13	Chase Okey	C/INF	S/R	5-9	171	JR	Mt. Dora, Fla. / Lake Sumter CC
14	Cory Stooksbury	INF	R/R	5-10	163	SR	Lake City, Tenn. / Cleveland State CC
15	Dylan Cupples	RHP	R/R	6-1	210	SR	Newbern, Tenn. / Dyersburg State CC
16	Stu Jones	RHP	R/R	6-5	202	FR	Lexington, Tenn. / Lexington HS
17	Matt Young	OF	R/R	6-1	177	SO	Franklin, Tenn. / Franklin HS
18	Jordan Stokes	C	R/R	6-2	239	R-SO	McEwen, Tenn. / McEwen HS
20	Matt Haynes	INF/RHP	R/R	6-1	192	SO	Jackson, Tenn. / Liberty Tech HS
22	Hunter Britcliffe	C	R/R	6-1	186	FR	Collierville, Tenn. / Collierville HS
23	Drew Mason	INF	R/R	6-4	245	SR	Nashville, Tenn. / Franklin HS
24	Eric Ranson	INF/LHP	L/L	6-5	211	FR	Calgary, Alberta, Canada / William Aberhart HS
25	Justin Barnes	INF	R/R	5-9	164	R-FR	Arlington, Tenn. / Arlington HS
27	Matt Milligan	OF	R/R	6-1	207	R-SO	Collierville, Tenn. / Collierville HS
28	Danny Kelley	RHP	L/R	6-1	171	JR	Arlington Heights, Ill. / Black Hawk College
29	Cody Miller	RHP	R/R	6-6	200	FR	Fisherville, Tenn. / Briarcrest Christian HS
30	Wes Patterson	INF/RHP	R/R	6-2	222	SR	Memphis, Tenn. / Briarcrest Christian HS
31	Dan Tobik	RHP	R/R	6-4	196	SO	Ballwin, Mo. / Parkway West HS
33	Erik Larsen	OF	S/R	5-11	162	JR	Modesto, Calif. / Modesto JC
34	Jarrell Rodgers	RHP	R/R	6-5	250	JR	MacClenny, Fla. / St. John's River CC
35	Joey Ivy	RHP	R/R	6-0	185	RS-SO	Clarksville, Tenn. / Motlow State CC
36	John Skubina	RHP	R/R	6-1	192	FR	Kennesaw, Ga. / Harrison HS
37	Alec Mills	RHP	R/R	6-4	169	SO	Clarksville, Tenn. / Montgomery Central HS
41	Alex Boshers	RHP	R/R	6-4	185	SO	Nashville, Tenn. / Donelsen Christian Academy
42	Brendan Lozupone	LHP	L/L	6-1	188	JR	New Carrollton, Md. / DeMatha Catholic HS
55	Willie Frederick	RHP	R/R	6-0	193	JR	Los Banos, Calif. / Modesto JC

6	Trevor Berryhill	Assistant Coach	2nd Season	South Carolina Upstate, 2006
21	Bubba Cates	Head Coach	13th Season	Delta State, 1982
26	Brad Goss	Assistant Coach	7th Season	Arkansas Tech, 2004
32	Eric Ebers	Assistant Coach	1st Season	Mississippi State, 2005

BREAKDOWN BY BATTING HAND

Right (29): Bargery, Barnes, Boshers, Brewer, Britcliffe, Cupples, Frederick, Haynes, Ivy, Jones, Karlen, Mason, Miller, Milligan, Mills, Nelson, Owen, Patterson, Rodgers, Skubina, Stacy, Stokes, Stooksbury, Terry, Tobik, Trask, Wilson, C. Young, M. Young.

Left (4): Kelley, Lozupone, Ranson, Sorensen.

Switch (2): Larsen, Okey.

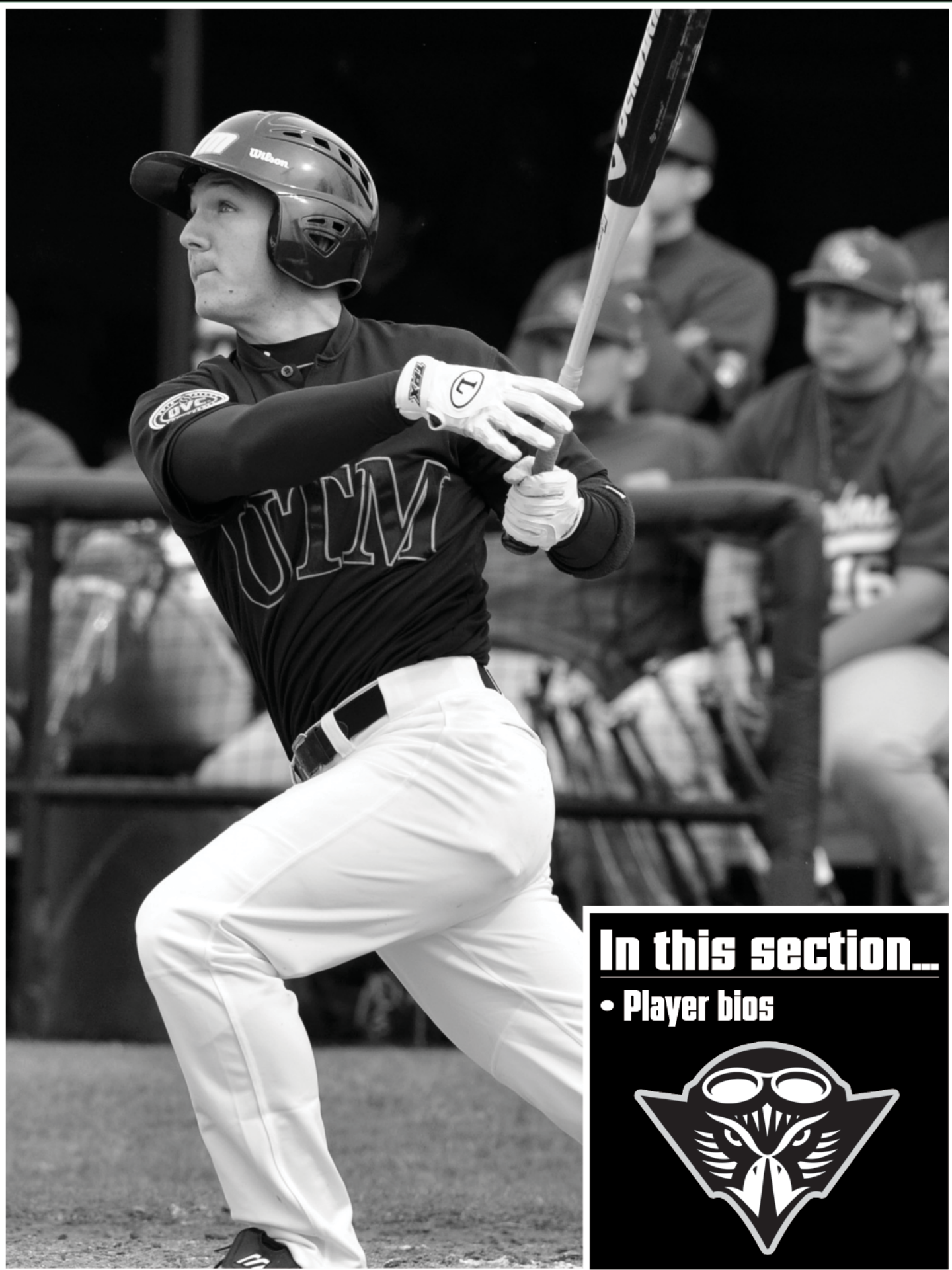
BREAKDOWN BY THROWING HAND

Right (33): Bargery, Barnes, Boshers, Brewer, Britcliffe, Cupples, Frederick, Haynes, Ivy, Jones, Karlen, Kelley, Larsen, Mason, Miller, Milligan, Mills, Nelson, Okey, Owen, Patterson, Rodgers, Skubina, Sorensen, Stacy, Stokes, Stooksbury, Terry, Tobik, Trask, Wilson, C. Young, M. Young.

Left (2): Lozupone, Ranson.

PRONUNCIATION GUIDE

Name	Pronunciation
#8 Hagen Nelson	Hey-gen
#12 Kyle Bargery	Bar-jur-ee
#13 Chase Okey	O-kee
#14 Cory Stooksbury	Stooks-berry
#31 Dan Tobik	Toe-bik
#34 Jarrell Rodgers	Jer-rell
#36 John Skubina	Skoo-bee-na
#41 Alex Boshers	Bo-shears
#42 Brendan Lozupone	Lows-a-pon
AC Eric Ebers	Ee-bers



In this section...

- **Player bios**






PLAYER BIOS



#15 DYLAN CUPPLES
RHP • R/R • 6-1 • 210 • SR
NEWBERN, TENN. (DYERSBURG STATE CC)



2010: Made seven appearances (five starts) in the season's first five weeks before suffering a season-ending arm injury...Went 2-1 with a 5.27 ERA in 27.1 innings, earning wins over Memphis (Feb. 23) and Cleveland State (March 20)...Allowed zero or one earned run in three starts (Memphis, Lipscomb, Arkansas-Little Rock)...Gave up just six earned runs in his first 18.1 innings pitched...Fanned career-best four batters in first two starts of the season.

CAREER-HIGHS

Innings 6.0
 March 3, 2010
 vs. Lipscomb

Hits 7
 Feb. 23, 2010
 vs. Memphis

Runs 5
 March 20, 2010
 vs. Cleveland State

Earned Runs 5
 March 20, 2010
 vs. Cleveland State

Walks 4
 March 17, 2010
 at Arkansas-Little Rock

Strikeouts 4 (twice)
 last: March 3, 2010
 vs. Lipscomb

Home Runs 1 (3 times)
 last: March 28, 2010
 vs. Jacksonville State

BEFORE UTM: Sported a 5-0 won-loss record at Dyersburg State as a sophomore in 2009...Helped Dyersburg State pitching staff shutout rival Cleveland State in weekend series...Also pitched for head coach Daron Schoenrock at the University of Memphis as a freshman in 2007...Suffered a stress fracture in his right elbow...Pitched in the NCAA Regional Tournament at Vanderbilt against Austin Peay...Went 2-2 in 13 appearances (five starts), helping the Tigers to a 36-27 record - the most wins for the program since 1994...Graduated in 2006 from Dyer County High School where he played baseball for UT Martin alumnus and head coach Preston Ozment...Played football for head coach Adam Renshaw...Led the Choctaws to three consecutive district baseball titles...Four-time all-district honoree...Led Dyer County and the state in saves with eight in 2004...Two-time Dyer County team MVP...Named 2006 Best of The West Class 2A Player of the Year...Claimed Dyer County's first ever victory as the winning pitcher in the state baseball tournament.

PERSONAL: Full name is Dylan Cliff Cupples...Born on Jan. 26, 1988...Son of Robert and Tracy Cupples...Has a younger sister, Cali, who played for the UT Martin basketball team for two years, and an older brother, Jonathan...Majoring in management and bachelor of university studies.

CAREER STATS


Year	era	w-l	app	gs	cg	sho	sv	ip	h	r	er	bb	so	2b	3b	hr	bf	bavg	wp	hbp	sfa	sha	bk
2010	5.27	2-1	7	5	0	0/0	0	27.1	30	16	16	12	12	4	0	3	129	.286	1	8	2	2	1
TOTAL	5.27	2-1	7	5	0	0/0	0	27.1	30	16	16	12	12	4	0	3	129	.286	1	8	2	2	1



PLAYER BIOS



#2 TREY KARLEN
INF • R/R • 5-11 • 188 • SR
ROWLETT, TEXAS (TEXAS A&M KINGSVILLE)



CAREER-HIGHS

At-Bats7
 May 15, 2010
 vs. Tennessee Tech

Runs6
 March 20, 2010
 vs. Cleveland State

Hits5
 May 8, 2010
 at Morehead State

RBI5
 May 18, 2010
 at Belmont

Doubles 2 (5 times)
 last: May 18, 2010
 at Belmont

Home Runs2
 March 20, 2010
 vs. Cleveland State

Walks 3 (twice)
 last: March 23, 2010
 vs. Southern Illinois

2010: Earned All-Ohio Valley Conference second team honors...After starting the first 20 games of the season at second base, slid across the diamond to start the last 35 games at third base...Broke the 25 year-old record for most doubles in a season with 22 two-baggers, also accumulating the most total bases (145) in a single-season in Skyhawk history...In addition to those records, he was the first UT Martin player to score over 60 runs (61) in 24 years, and became one of only three Skyhawks to steal 30 or more bases in program history...His 2010 season also ranks in the single-season top-10 in games played (55, first), at-bats (216, third), hits (77, fifth), home runs (14, fifth), runs batted in (45, eighth), slugging percentage (.671, seventh), walks (31, fifth) and hit-by-pitch (13, third)...Ranked in

the top-10 in seven OVC statistical categories and had 23 multi-hit games, including a five-hit performance at Morehead State on May 8...Provided a huge go-ahead grand slam in the bottom of the eighth inning that led the Skyhawks to a 7-6 victory over Lambuth in front of the home fans at the Razz Classic on April 13...Also etched his name into the Skyhawk record books on March 20, when he scored six runs against Cleveland State (the most by any OVC player all season), marking just the third time a player had crossed the plate six times in a single-game in UT Martin history.

2009: Had to sit out due to NCAA transfer rules.

BEFORE UTM: Named to the 2007 Lone Star Conference All-Tournament Team at Texas A&M Kingsville...Helped his team win the 2008 Lone Star Conference championship...Prepped at North Garland High School where he was in the top 10 percent of his class...Was a member of the National Honor Society...Played shortstop and pitched for head coach Dennis Wickline...Was a four-time all-district selection and three-time all-tournament team pick.

PERSONAL: Full name is Frank Wayne Karlen III...Born on April 23, 1988...Is the husband of Julie Karlen...Son of Frank and Kellie Karlen and has one sibling, Kale...Majoring in civil engineering.

CAREER STATS


Year	avg	gp-gs	ab	r	h	2b	3b	hr	rbi	tb	slg%	bb	hbp	so	gdp	ob%	sf	sh	sb-att	po	a	e	fld%
2010	.356	55-55	216	61	77	22	2	14	45	145	.671	31	13	56	0	.460	3	1	30-35	72	110	22	.892
TOTAL	.356	55-55	216	61	77	22	2	14	45	145	.671	31	13	56	0	.460	3	1	30-35	72	110	22	.892



PLAYER BIOS



#23 DREW MASON
INF • R/R • 6-4 • 245 • SR
NASHVILLE, TENN. (FRANKLIN HS)



2010: Appeared in 47 games, starting in 32...Hit .275, hitting safely in 24 games, including a five-game hit streak to end the season...Went 4-for-4 against Cleveland State on March 19...Drove in three runs at Indiana State on March 7...Connected on a home run on April 3 at Murray State.

2009: Played in 46 games and started 41 either as the designated hitter or at first base...Hit .321 with five doubles and two home runs...Drove in 31 RBI and sported a .405 slugging percentage...Had seven multiple-hit games and eight multiple-RBI games...Enjoyed an eight-game hitting streak.

2008: Started in 23 games and played in 31...Had 75 at-bats and sported a .280 batting average...Had three doubles and one home run...Had four multiple-hit games.

BEFORE UTM: Graduated from Franklin High School...Helped the Rebels to three consecutive state tournaments...Named to all-district teams in 2005 and 2007...Named to all-midstate team his senior season.

PERSONAL: Full name is Andrew J. Mason...Born on Jan. 9, 1989...Son of Bill Mason and Cathey Bazel...Major is undecided.

CAREER-HIGHS

At-Bats 5 (4 times)
 last: April 11, 2010
 at SIU Edwardsville

Runs 3
 April 15, 2009
 at Lipscomb

Hits 4
 March 19, 2010
 vs. Cleveland State

RBI 4 (twice)
 last: April 25, 2009
 at Tennessee Tech

Doubles 1 (10 times)
 last: April 17, 2010
 vs. Southeast Missouri

Home Runs 1 (4 times)
 last: April 3, 2010
 at Murray State

Walks 3
 March 17, 2009
 vs. Memphis

CAREER STATS

Year	avg	gp-gs	ab	r	h	2b	3b	hr	rbi	tb	slg%	bb	hbp	so	gdp	ob%	sf	sh	sb-att	po	a	e	fld%
2008	.280	31-23	75	7	21	3	0	1	7	27	.360	6	4	9	7	.365	0	0	0-0	11	25	12	.750
2009	.321	46-41	131	18	42	5	0	2	31	53	.405	17	1	17	4	.397	2	0	0-2	117	7	3	.976
2010	.275	47-32	131	10	36	2	0	1	14	41	.313	10	1	18	6	.326	2	0	0-0	14	0	0	1.000
TOTAL	.294	124-96	337	35	99	10	0	4	52	121	.359	33	6	44	17	.363	4	0	0-2	142	32	15	.921



PLAYER BIOS



#30 WES PATTERSON
INF/RHP • R/R • 6-2 • 222 • SR
MEMPHIS, TENN. (BRIARCREST CHRISTIAN HS)



CAREER-HIGHS

At-Bats 6 (twice)
 last: March 20, 2010 vs. Cleveland St.

Runs 4
 March 20, 2010 vs. Cleveland St.

Hits 5
 March 20, 2010 vs. Cleveland St.

RBI 8
 March 20, 2010 vs. Cleveland St.

Doubles 2 (twice)
 last: April 6, 2010 vs. Arkansas St.

Home Runs 2 (6 times)
 last: May 12, 2010 vs. Belmont

Walks 3 (twice)
 last: March 17, 2010 at UALR

Innings 7.0
 April 15, 2009 at Lipscomb

Hits 8 (twice)
 last: April 26, 2009 at Tenn. Tech

Runs 8
 April 19, 2009 vs. Morehead St.

Earned Runs 6 (twice)
 last: March 22, 2008 at Samford

Walks 4
 March 15, 2008 at Louisiana Tech

Strikeouts 6 (twice)
 last: April 15, 2009 at Lipscomb

Home Runs 2 (3 times)
 last: April 19, 2009 vs. Morehead St.

2010: Hit 15 homers - the third-most in a single-season in Skyhawk history...Served as one of the league's best all-around run producers, as his 64 runs batted in bested Jim Willis' 58 RBI in 1985 as the highest UT Martin single season total...Had 14 multi-RBI games to lead the team, and he also pieced together 19 multi-hit games, including a five-hit, eight-RBI performance against Cleveland State on March 20...The eight RBI in the Cleveland State game marked just the third time in program history a player had driven in eight runs in a single game...His line of 413 putouts (first), 126 total bases (sixth), 15 doubles (seventh), bases on balls (29, ninth), and .656 slugging percentage (10th) rank amongst the program's top-10 totals for a single season.

2009: Started and played in 50 of 51 games...Hit .345 in 172 at bats with 57 hits...Led the team with 11 home runs...Drove in 47 runs, the second most on the team...Led the team with 15 doubles...Sported a .622 slugging percentage and a .420 on-base percentage...Finished the season with a six-game hitting streak...Had 18 multiple-hit games and 12 multiple-RBI games, the second most on the team...Went 3-for-4 with five RBI and two runs scored against SIU Edwardsville on March 21...Was 2-for-4 at the plate with five RBI and three runs scored against Tennessee Tech on April 24...Made nine appearances and three starts on the mound...Had a 2-2 won-loss record and one save.

2008: Named to the OVC All-Freshman team...Became the only UT Martin player to ever earn a spot on the Louisville Slugger Freshman All-American team...Started 35 games and played in 37 games...Sported a .297 batting average and led the team with 10 home runs...Drove in 29 runs and was tied with two others for the team lead...Was 3-3 on the mound with a team-leading four saves...Was fourth on team with 20 strikeouts...Pitched 36.2 innings.

BEFORE UTM:

Played baseball, basketball and golf at Briarcrest Christian High School...Was named a three-time all-region selection in baseball...Was a three-time all-regional team and all-state tournament pick...Named to the all-state team twice...Named a Louisville Slugger Second Team Preseason All-American.

PERSONAL:

Full name is Wesley Kyle Patterson...Born on March 6, 1989...Son of Ed and Barby Patterson...Has two brothers, Rush and Matt...Majoring in business administration.

CAREER STATS


Year	avg	gp-gs	ab	r	h	2b	3b	hr	rbi	tb	slg%	bb	hbp	so	gdp	ob%	sf	sh	sb-att	po	a	e	fld%
2008	.297	37-35	118	21	35	6	0	10	29	71	.602	5	7	31	3	.351	4	0	0-0	229	21	5	.980
2009	.331	50-50	172	40	57	15	1	11	47	107	.622	29	3	42	6	.420	8	0	0-0	275	17	3	.990
2010	.344	52-52	192	44	66	15	0	15	64	126	.656	29	3	49	1	.434	2	0	1-1	413	17	5	.989
TOTAL	.328	139-137	482	105	158	36	1	36	140	304	.631	63	13	122	10	.409	14	0	1-1	917	55	13	.987
Year	era	w-l	app	gs	cg	sho	sv	ip	h	r	er	bb	so	2b	3b	hr	bf	bavg	wp	hbp	sfa	sha	bk
2008	10.31	3-3	17	3	0	0/0	4	36.2	57	49	42	28	20	13	0	7	199	.354	3	5	4	1	0
2009	8.27	2-2	9	3	0	0/0	1	20.2	29	22	19	11	13	8	0	7	105	.319	4	2	0	1	0
2010	9.00	0-0	1	0	0	0/0	0	1.0	2	1	1	1	0	0	0	1	6	.400	0	0	0	0	0
TOTAL	9.57	5-5	27	6	0	0/0	5	58.1	88	72	62	40	33	21	0	15	310	.342	7	7	4	2	0



PLAYER BIOS



#14 CORY STOOKSBURY
INF • R/R • 5-10 • 163 • SR
LAKE CITY, TENN. (CLEVELAND STATE CC)



2010: Played in all 55 games, starting in 53...Played shortstop for the first 20 games of the season before moving to second base...Hit .274 in the season's last 46 games after an 0-for-30 skid to begin the year...Hit safely in 30 games, including a pair of three-hit games (at Indiana State and at Morehead State)...Drove in four runs against Cleveland State on March 19...Scored four runs in the second game of a doubleheader at Morehead State on May 8...Led team with nine sacrifice hits.

BEFORE UTM: Played two years at Cleveland State Community College...Was named third-team all-conference...Played at Cleveland State with former Skyhawks Drew Flaniken and Ty Nelson...Sported a .400 batting average and was the team's biggest threat on the base paths.

PERSONAL: Full name is Cory Lawrence Stooksbury...Born on March 15, 1989...Son of Lonnie and Peyton Stooksbury...Has a younger brother, Wes...Majoring in education with a secondary major in English.

CAREER-HIGHS


- At-Bats**6
 May 15, 2010
 vs. Tennessee Tech
- Runs**4
 May 8, 2010
 at Morehead State
- Hits** 3 (twice)
 last: May 8, 2010
 at Morehead State
- RBI**4
 March 19, 2010
 vs. Cleveland State
- Doubles** 1 (5 times)
 last: May 22, 2010
 at Austin Peay
- Home Runs** 1 (twice)
 last: March 27, 2010
 vs. Jacksonville State
- Walks** 1 (10 times)
 last: May 21, 2010
 at Austin Peay

CAREER STATS

Year	avg	gp-gs	ab	r	h	2b	3b	hr	rbi	tb	slg%	bb	hbp	so	gdp	ob%	sf	sh	sb-att	po	a	e	fld%
2010	.230	55-53	187	27	43	5	0	2	18	54	.289	10	5	53	0	.286	1	9	1-1	89	137	13	.946
TOTAL	.230	55-53	187	27	43	5	0	2	18	54	.289	10	5	53	0	.286	1	9	1-1	89	137	13	.946



PLAYER BIOS



#4 CODY TERRY
INF • R/R • 5-11 • 188 • SR
ST. LOUIS, MO. (OAKVILLE HS)



2010: Shuffled between third base and shortstop before permanently settling in at shortstop for the last 30 games...Started in all 55 games, extending his streak to 108 consecutive games started...Hit .325 with nine home runs and 55 runs batted in hitting in the No. 2 or 3 slot all season...Laced 15 doubles and sported a .509 slugging percentage, tallying 228 at-bats and recording 164 assists, both all-time UT Martin single-season records...Ranked second on the team in multi-hit games (25) and multi-RBI games (13) after combining to have 20 multi-hit and six multi-RBI games in his first two seasons in a Skyhawk uniform...Had eight games of three or more RBI, including a career-best five RBI (and two home run game against Cleveland State on March 19...Had a 14-game hitting streak and ranked 25th in the nation in sacrifice flies (seven)...Off the field, was one of just six OVC student-athletes to earn the All-OVC Scholar Athlete Award - the highest individual honor an OVC student-athlete can achieve.

was one of just six OVC student-athletes to earn the All-OVC Scholar Athlete Award - the highest individual honor an OVC student-athlete can achieve.

2009: Started and played in 50 games at shortstop...Batted .277 with 213 at-bats and 59 hits...Hit 12 doubles and drove in 23 runs...Sported a .371 slugging percentage and a .328 on-base percentage...Had 15 multi-hit games and five games where he had at least three hits...Had four multi-RBI games...Had a 15-game hitting streak...Went 3-for-6 at the plate against Tennessee Tech on April 24 while driving in three runs and scoring three runs with a homer.. Led the OVC in at bats per game (4.26) and was third in the league in plate appearances per game (4.72).

2008: Started 19 games in the infield and played in 38...Had 81 at-bats and sported a .259 batting average...Had five doubles and two home runs...Went 2-for-5 in the second game of the three-game series against Morehead State, also driving in four runs with his first home run of the season.

BEFORE UTM: Graduated from Oakville Senior High School in St. Louis where he played baseball and football...Earned first team all-conference, first-team all-academic and first-team all-state baseball honors.

PERSONAL: Full name is Cody Allan Terry...Born on Oct. 12, 1988...Son of Scott and Diane Terry...Father Scott pitched six seasons in the Major Leagues, spending his rookie season with the Cincinnati Reds and his last five seasons with the St. Louis Cardinals...Majoring in sports management.

CAREER-HIGHS

- At-Bats 6 (8 times)
last: May 18, 2010
at Belmont
- Runs 3 (7 times)
last: April 17, 2010
vs. Southeast Missouri
- Hits 4
April 25, 2009
at Tennessee Tech
- RBI 5
March 19, 2010
vs. Cleveland State
- Doubles 2 (twice)
last: March 17, 2010
at Arkansas-Little Rock
- Home Runs 2
March 19, 2010
vs. Cleveland State
- Walks 3
March 24, 2009
vs. Arkansas-Little Rock

CAREER STATS

Year	avg	gp-gs	ab	r	h	2b	3b	hr	rbi	tb	slg%	bb	hbp	so	gdp	ob%	sf	sh	sb-att	po	a	e	fld%
2008	.259	38-19	81	13	21	5	0	2	11	32	.395	6	2	18	1	.322	1	1	2-2	45	62	9	.922
2009	.277	50-50	213	42	59	12	1	2	23	79	.371	14	4	26	5	.328	4	1	1-1	70	157	18	.927
2010	.325	55-55	228	51	74	15	0	9	55	116	.509	13	10	24	2	.376	7	1	4-6	58	164	15	.937
TOTAL	.295	143-124	522	106	154	32	1	13	89	227	.435	33	16	68	8	.348	12	3	7-9	173	383	42	.930



PLAYER BIOS



#7 JESS TRASK
UTIL • R/R • 6-3 • 195 • SR
JERSEYVILLE, ILL. (LEWIS & CLARK CC)



2010: Started in six games, appearing in 31 games overall...Ended the season with three consecutive starts in left field at Austin Peay...Tallied 35 at-bats, scoring five runs while driving in two runs...Tallied RBI in games against Southern Illinois and Belmont.

2009: Played in 20 games and started two...Had 20 at-bats and five hits, including one home run...Had a .400 slugging percentage and a .318 on-base percentage...Had one multiple-hit game and a three-game hitting streak.

BEFORE UTM: Played baseball at Lewis and Clark Community College for two seasons...Was part of the team that sported the second-best batting average in all of Division II junior college baseball in 2007...Was granted a redshirt season in 2008...Graduated from Jerseyville Community High School where he played football, hockey and baseball...Made honor roll three out of four years...Three-year letter winner in football and baseball...Earned all-conference honors in football...Helped the Panthers with a conference championship in football in 2004.

PERSONAL: Full name is Jesse S. Trask...Born on Dec. 21, 1987...Son of Stu and Mary Trask...His father Stu played college baseball at SIU Edwardsville, while his mother Mary played field hockey at Western Illinois...Majoring in secondary education and history.

CAREER-HIGHS

At-Bats 4 (4 times)
 last: May 21, 2010
 at Austin Peay

Runs 1 (8 times)
 last: April 28, 2010
 at Ole Miss

Hits 2
 March 18, 2009
 vs. Iowa

RBI 1 (4 times)
 last: May 18, 2010
 at Belmont

Doubles 1
 March 23, 2010
 vs. Southern Illinois

Home Runs 1
 April 18, 2009
 vs. Morehead State

Walks 1 (4 times)
 last: April 28, 2010
 at Ole Miss

CAREER STATS

Year	avg	gp-gs	ab	r	h	2b	3b	hr	rbi	tb	slg%	bb	hbp	so	gdp	ob%	sf	sh	sb-att	po	a	e	fld%
2009	.250	20-2	20	3	5	0	0	1	2	8	.400	2	0	9	0	.318	0	0	0-0	27	0	0	1.000
2010	.086	31-6	35	5	3	1	0	0	2	4	.114	2	0	14	1	.135	0	2	1-1	38	3	0	1.000
TOTAL	.145	51-8	55	8	8	1	0	1	4	12	.218	4	0	23	1	.203	0	2	1-1	65	3	0	1.000



PLAYER BIOS



#42 BRENDAN LOZUPONE
LHP • L/L • 6-1 • 188 • JR
NEW CARROLLTON, MD. (DEMATHA CATHOLIC HS)



2010: Made 12 starts and 15 appearances...Won his first two decisions of the season (at IPFW and against Houston Baptist)...Sported a 2.35 ERA through his first three starts (15.1 innings)...Struck out a career-best four batters in starts against Cleveland State on March 20 and at Murray State on April 2.

2009: Was one of three conference starters for the Skyhawks as a true freshman...Made 13 appearances and 12 starts...Sported a 3-3 record with an 8.33 ERA...Pitched 58.1 innings...Earned the mound victory on April 10 against Eastern Illinois to stop the Panthers' 17-game winning streak, which at the time was the longest winning streak in the nation...Pitched five innings and gave up three earned runs in the 13-3 victory over EIU.

BEFORE UTM: Prepped at DeMatha Catholic High School in Hyattsville, Md....Played first base and pitched...Hit .500 his sophomore year and was 3-2 on the mound with a 2.45 ERA... Was a WCAC second team selection...Named a Prince George County first team pick...Hit .313 his junior year and had a 4-2 record with a 2.69 ERA... Helped Greenbelt American Legion Post 136 win National Amateur Baseball Federation State championship in 2006... Helped Greenbelt American Legion Post 136 win a league championship in 2007...Hit .350 and was 3-1 with a 3.40 ERA for Greenbelt American Legion Post 136 in 2007...Played for the North Team in the 2007 Battle of the Ship game...Was a member of the 2007 Carroll County Rangers Showcase Team.

PERSONAL: Full name is Brendan William Lozupone...Born on May 30, 1990...Son of Kenneth and Amy Lozupone and has one sister, Katherine...Majoring in business administration.

CAREER-HIGHS

Innings 6.1
 May 15, 2009
 at Jacksonville State

Hits 12
 May 2, 2009
 vs. Austin Peay

Runs 10
 May 9, 2009
 vs. Murray State

Earned Runs 7 (twice)
 last: May 9, 2009
 vs. Murray State

Walks 4 (3 times)
 last: April 2, 2010
 at Murray State

Strikeouts 4 (3 times)
 last: April 2, 2010
 at Murray State

Home Runs 3 (3 times)
 last: March 20, 2010
 vs. Cleveland State

CAREER STATS

Year	era	w-l	app	gs	cg	sho	sv	ip	h	r	er	bb	so	2b	3b	hr	bf	bavg	wp	hbp	sfa	sha	bk
2009	8.33	3-3	13	12	0	0/0	0	58.1	90	64	54	26	18	13	2	16	287	.366	3	9	3	3	1
2010	8.06	2-3	15	12	0	0/0	0	48.0	77	50	43	17	27	17	2	7	240	.374	5	8	8	1	1
TOTAL	8.21	5-6	28	24	0	0/0	0	106.1	167	114	97	43	45	30	4	23	527	.369	8	17	11	4	2



PLAYER BIOS



#5 JORDAN OWEN OF • R/R • 6-0 • 196 • JR KANSAS CITY, MO. (OAK PARK HS)



2010: Starting in all 55 games in right field, he emerged as one of the most feared sluggers in the league, earning a slot on the All-OVC second team...With two round trippers in the season finale at Austin Peay, he became the all-time single-season UT Martin home run leader, as his 18 long balls bested Don Jackson's record of 17 homers in 1972...While his overall home run total ranked third in the OVC and he ranked ninth in total bases, he picked up his play significantly against OVC opponents...In league play, he led the league in home runs (14 in 24 games), total bases (82) and ranked behind only 2010 OVC Player of the Year Wes Cunningham in RBI (32) and slugging percentage (.882)...Went deep at least once in every OVC series and also ranked sixth in hits (35) in conference action...Racked up 21 multi-hit games and had the second-most multiple-RBI games (13) on the team...His season ranks in six single-season top-10 lists, becoming one of only nine players to tally 70 hits in a season, and he is one of just five players to drive in 50 or more runs (51) in a season...His 138 total bases was also the second-highest total in program history.

2009: Started in 43 games in right field...Hit .269 with 39 hits in 145 at-bats...Had 12 doubles, one triple and four home runs...Drove in 28 runs, sporting a .448 slugging percentage and a .329 on-base percentage...Did not commit an error all season and had 92 putouts...Had 10 multi-hit games and nine multi-RBI games...Went 3-for-3 with three RBI against Southeast Missouri on March 28...Was 2-for-4 with three RBI against Jacksonville State on May 15...Made 10 appearances on the mound and finished the season with a 1-0 won-loss record and one save.

BEFORE UTM: Graduated from perennial baseball power Oak Park High School in Kansas City, Mo...Was a four-time all-conference baseball player...Hit .526 with five home runs and 21 RBI his junior year and was also the team's closer...Pitched 8 2/3 innings with 11 strikeouts and three saves his junior season...Was a three-year starter for head coach Troy Andrews...Helped the Northmen to a third-place finish in the 2006 Missouri state large class championship...Played middle linebacker, fullback and punter for head coach Keith Ross at Oak Park...Averaged 42.3 yards per punt...Earned all-conference, all-district, All-Metro and All-State honors in football.

PERSONAL: Full name is Jordan David Owen...Born on Jan. 31, 1990...Son of John and Tamie Owen...Has an older brother, Aaron...Major is undecided.

CAREER-HIGHS

- At-Bats6
March 6, 2010
at Indiana State
- Runs3
March 19, 2010
vs. Cleveland State
- Hits4
March 28, 2010
vs. Jacksonville State
- RBI 5 (twice)
last: May 8, 2010
at Morehead State
- Doubles 1 (25 times)
last: May 8, 2010
at Morehead State
- Home Runs 2 (3 times)
last: May 22, 2010
at Austin Peay
- Walks 2 (3 times)
last: April 18, 2010
vs. Southeast Missouri

CAREER STATS


Year	avg	gp-gs	ab	r	h	2b	3b	hr	rbi	tb	slg%	bb	hbp	so	gdp	ob%	sf	sh	sb-att	po	a	e	fld%
2009	.269	44-43	145	18	39	11	0	5	28	65	.448	13	2	30	4	.329	4	0	1-2	92	5	0	1.000
2010	.326	55-55	215	34	70	14	0	18	51	138	.642	12	7	49	4	.376	3	1	2-7	106	5	5	.957
TOTAL	.303	99-98	360	52	109	25	0	23	79	203	.564	25	9	79	8	.357	7	1	3-9	198	10	5	.977



PLAYER BIOS



#1 ADAM STACY
OF • R/R • 5-9 • 152 • RS-JR
CINCINNATI, OHIO (MOELLER HS)



2010: Started in seven games, appearing in 20 total... Scored two runs at Indiana State on March 7 and also at Austin Peay on May 22...Set new career-highs in hits (two) and at-bats (four) in a start at Southern Illinois on March 30...Drove in a run at Murray State on April 2 and at Austin Peay in the second game of a doubleheader on May 22.

2009: Saw action in 21 games and made two starts... Had 16 at-bats and three hits...Started against UAB on Feb. 25 and Belmont on May 13.

2008: Was granted a redshirt.

BEFORE UTM: Played baseball, football, and hockey at prestigious Moeller High School where he helped his team win the 2007 Greater Cincinnati League championship...Helped his team win the 2006 sectional title and a 2005 district hockey championship.

PERSONAL: Full name is Adam Gregory Stacy...Born on Nov. 11, 1988...Son of Amy and Greg Stacy...Majoring in education.

CAREER-HIGHS

At-Bats 4
 March 30, 2010
 at Southern Illinois

Runs 2 (3 times)
 last: May 22, 2010
 at Austin Peay

Hits 2
 March 30, 2010
 at Southern Illinois

RBI 1 (twice)
 last: May 22, 2010
 at Austin Peay

Doubles 1
 May 22, 2010
 at Austin Peay

Home Runs None

Walks 1 (10 times)
 last: May 22, 2010
 at Austin Peay

CAREER STATS


Year	avg	gp-gs	ab	r	h	2b	3b	hr	rbi	tb	slg%	bb	hbp	so	gdp	ob%	sf	sh	sb-att	po	a	e	fld%
2009	.188	21-2	16	5	3	0	0	0	0	3	.188	4	0	4	1	.350	0	0	0-1	8	0	0	1.000
2010	.188	20-7	32	4	6	1	0	0	2	7	.219	6	0	13	0	.308	1	1	0-1	19	1	0	1.000
TOTAL	.188	41-9	48	9	9	1	0	0	2	10	.208	10	0	17	1	.322	1	1	0-2	27	1	0	1.000



PLAYER BIOS



#12 KYLE BARGER
OF • R/R • 6-1 • 180 • R-50
MUNFORD, TENN. (MUNFORD HS)



2010: Played in five games, four as a pinch runner and one as a pinch hitter...Scored runs in three of his four appearances as a pinch runner...Recorded a putout on March 20 vs. Cleveland State.

2009: Was granted a redshirt.

BEFORE UTM: Graduated from Munford High School where he was a two-sport athlete...Played baseball for head coach Steve Ledford...Also was a member of the bowling team...Was named to the all-district team in 2008 and the all-district tournament team in 2008...Was named to the 2008 All-West Tennessee all-star team.

PERSONAL: Full name is Kyle Richardson Bargery... Born on Sept. 15, 1990...Son of Barry and Kerrie Bargery...Has two siblings, Lindsay and Ryan...Mother Kerrie attended UT Martin...Majoring in finance.

CAREER-HIGHS

- At-Bats1 (twice)
last: May 22, 2010
at Austin Peay
- Runs 1 (3 times)
last: May 22, 2010
at Austin Peay
- Hits None
- RBI None
- Doubles None
- Home Runs None
- Walks None

CAREER STATS


Year	avg	gp-gs	ab	r	h	2b	3b	hr	rbi	tb	slg%	bb	hbp	so	gdp	ob%	sf	sh	sb-att	po	a	e	fld%
2010	.000	5-0	2	3	0	0	0	0	0	0	.000	0	0	0	0	.000	0	0	0-0	1	0	0	1.000
TOTAL	.000	5-0	2	3	0	0	0	0	0	0	.000	0	0	0	0	.000	0	0	0-0	1	0	0	1.000



PLAYER BIOS



#41 ALEX BOSHERS
RHP • R/R • 6-4 • 185 • 50
NASHVILLE, TENN. (DONELSON CHRISTIAN ACADEMY)



2010: Developed into one of the Skyhawks' three Ohio Valley Conference weekend starting pitchers, starting in nine games while making 14 appearances...Had a streak of 11 innings (spread out over three appearances) without allowing an earned run...Fanned a career-high nine batters in 7.1 innings (also a career-best) in his first career start against King College on March 13...Went five or more innings in four straight starts, including three against OVC squads...Earned wins in back-to-back starts at SIU Edwardsville on April 10 and against Southeast Missouri - the OVC league-leader at the time - on April 17.

BEFORE UTM: Graduated from Donelson Christian Academy where he played baseball for head coach John Besti and basketball for head coach Presley Ramsey...Was named a Tennessee Baseball Coaches Association (TBCA) Super Sophomore in 2006-07...Earned All-District 8-AA honors two consecutive seasons...Played on the TBCA Showcase team in 2007-08...Sported a 4-2 record with four saves and a 3.42 ERA as a junior.

PERSONAL: Full name is Alexander G. Boshers...Born on April 11, 1991...Son of Marty and Rene Boshers...Mother Rene Tarpley Boshers played basketball at UT Martin in 1975...Major is undecided.

CAREER-HIGHS

Innings7.1
 March 13, 2010
 vs. King College

Hits11
 May 1, 2010
 at Eastern Illinois

Runs8
 March 23, 2010
 vs. Southern Illinois

Earned Runs8
 March 23, 2010
 vs. Southern Illinois

Walks4
 April 25, 2010
 vs. Eastern Kentucky

Strikeouts9
 March 13, 2010
 vs. King College

Home Runs 1 (3 times)
 last: May 15, 2010
 vs. Tennessee Tech

CAREER STATS

Year	era	w-l	app	gs	cg	sho	sv	ip	h	r	er	bb	so	2b	3b	hr	bf	bavg	wp	hbp	sfa	sha	bk
2010	7.66	2-6	14	9	0	0/0	0	51.2	87	51	44	16	30	14	2	3	266	.372	3	10	2	4	3
TOTAL	7.66	2-6	14	9	0	0/0	0	51.2	87	51	44	16	30	14	2	3	266	.372	3	10	2	4	3




PLAYER BIOS



#11 BEN BREWER
C • R/R • 6-2 • 201 • 50
NASHVILLE, TENN. (DAVID LIPSCOMB HS)

2010: Started in 17 games, playing in 29 overall...Hit .367 through his first 14 games (31 at-bats)...Went 3-for-6 at Indiana State on March 6...Scored two runs at Murray State in the second game of a doubleheader on April 2 and against Eastern Kentucky on April 24... Was in the starting lineup for all three games of Ohio Valley Conference series' against Jacksonville State, Murray State and Eastern Kentucky...Had a big go-ahead pinch-hit RBI single against eventual league champion Tennessee Tech to give the Skyhawks a 12-9 win on May 16.



CAREER-HIGHS

At-Bats 6
 March 6, 2010
 at Indiana State

Runs 2 (twice)
 last: April 24, 2010
 vs. Eastern Kentucky

Hits 3
 March 6, 2010
 at Indiana State

RBI 1 (5 times)
 last: May 16, 2010
 vs. Tennessee Tech

Doubles 1
 March 20, 2010
 vs. Cleveland State

Home Runs None

Walks 2
 April 25, 2010
 vs. Eastern Kentucky

BEFORE UTM: Graduated from David Lipscomb High School where he played baseball for head coach Ernie Smith and football (linebacker and tight end) for head coach Glen McAdams...Was a two-time all-region selection (2007 and 2008)...Was named all-district in baseball as a junior and senior...Helped the Mustangs win the 2007 Class AA football state championship.

PERSONAL: Full name is Benjamin Troy Brewer...Born on Aug. 21, 1990 ...Son of Troy Brewer and Annette Brewer and has a younger sister, Allison...Mother Annette attended UT Martin from 1982-84...Majoring in health and human performance.

CAREER STATS


Year	avg	gp-gs	ab	r	h	2b	3b	hr	rbi	tb	slg%	bb	hbp	so	gdp	ob%	sf	sh	sb-att	po	a	e	fld%
2010	.219	29-17	64	10	14	1	1	0	5	17	.266	12	1	20	0	.342	2	1	0-0	16	3	1	.950
TOTAL	.219	29-17	64	10	14	1	1	0	5	17	.266	12	1	20	0	.342	2	1	0-0	16	3	1	.950



PLAYER BIOS



#20 MATT HAYNES
INF/RHP • R/R • 6-1 • 192 • 50
JACKSON, TENN. (LIBERTY TECH HS)



2010: Made two starts in 12 games and also made two appearances on the mound...Went 1-for-2 with two walks and scoring two runs while serving as the designated hitter against Houston Baptist on Feb. 26...Drove in a run and drew a walk in the second game of the doubleheader on Feb. 20 against IPFW... Earned starts at third base at Indiana State (March 6) and against King College (March 13)...Pitched against Southern Illinois on March 23 and in the first game of the Murray State doubleheader on April 2.

CAREER-HIGHS
At-Bats 2 (4 times)
 last: April 28, 2010 at Ole Miss
Runs 2
 Feb. 26, 2010 vs. Houston Baptist
Hits 1 (twice)
 last: Feb. 27, 2010 at Nicholls St.
RBI 1
 Feb. 20, 2010 vs. IPFW
Doubles None
Home Runs None
Walks 2
 Feb. 26, 2010 vs. Houston Baptist

BEFORE UTM: Graduated from Liberty Technology Magnet High School where he played baseball for head coaches Lanier English and Danny Giles...Played three years of baseball for UT Martin baseball alumnus Lanier English...Named to all-district team four consecutive years...Earned numerous all-tournament team honors...Named 2009 district tournament MVP...Helped the Crusaders win the 2008 district championship.

...Earned numerous all-tournament team honors...Named 2009 district tournament MVP...Helped the Crusaders win the 2008 district championship.

PERSONAL: Full name is Matthew Thomas Haynes...Born on Oct. 11, 1990...Son of Joe and Pam Haynes...Has an older brother, Adam...Both parents attended UT Martin, as father Joe attended UT Martin from 1970-72 and 1978-80 while mother Pam Brochocki Haynes attended UT Martin from 1975-80...Major is undecided.

Innings 1.0 (twice)
 last: April 2, 2010 at Murray St.
Hits 3
 March 23, 2010 vs. Southern Ill.
Runs 4
 March 23, 2010 vs. Southern Ill.
Earned Runs 4
 March 23, 2010 vs. Southern Ill.
Walks 2
 March 23, 2010 vs. Southern Ill.
Strikeouts 1 (twice)
 last: April 2, 2010 at Murray St.
Home Runs 1 (twice)
 last: April 2, 2010 at Murray St.


CAREER STATS																							
Year	avg	gp-gs	ab	r	h	2b	3b	hr	rbi	tb	slg%	bb	hbp	so	gdp	ob%	sf	sh	sb-att	po	a	e	fld%
2010	.143	12-2	14	2	2	0	0	0	1	2	.143	3	1	8	0	.333	0	0	0-0	1	5	0	1.000
TOTAL	.143	12-2	14	2	2	0	0	0	1	2	.143	3	1	8	0	.333	0	0	0-0	1	5	0	1.000



PLAYER BIOS



#27 MATT MILLIGAN
OF • R/R • 6-1 • 207 • R-50
COLLIERVILLE, TENN. (COLLIERVILLE HS)



2010: Was granted a redshirt.

2009: Saw action in 27 games and started in eight... Had 45 at-bats and scored nine runs...Drove in five runs ...Had two multi-hit games (Southern Illinois on March 3 and March 22 at SIU Edwardsville) and one multi-RBI game (at SIU Edwardsville on March 22)... Scored two runs in a start against Arkansas-Little Rock on March 24.

CAREER-HIGHS

At-Bats 4 (6 times)
 last: May 13, 2009
 at Belmont

Runs 2
 March 24, 2009
 vs. Arkansas-Little Rock

Hits 2 (twice)
 last: March 22, 2009
 vs. SIU Edwardsville

RBI 2
 March 22, 2009
 vs. SIU Edwardsville

Doubles 1
 March 22, 2009
 vs. SIU Edwardsville

Home Runs None

Walks 1 (4 times)
 last: March 24, 2009
 vs. Arkansas-Little Rock

BEFORE UTM: Played basketball and baseball at Collierville High School for head coach Jeff Hopkins... Was named All-Metro in baseball his junior and senior years...Earned all-state honors as a senior...Named to the USA Classic All-Tournament team...Named the Collierville Outstanding Hitter with a .506 batting average his senior year...Helped his team win the NABF World Series in 2003...Played for the Memphis Tigers in the Connie Mack Division as a 17- and 18-year old...Helped Collierville High School win 27 consecutive games his senior year.

PERSONAL: Full name is Christopher Matthew Milligan...Born on Oct. 22, 1989...Son of Chris and Tina Milligan and has one brother, Brad...Majoring in business administration.

CAREER STATS


Year	avg	gp-gs	ab	r	h	2b	3b	hr	rbi	tb	slg%	bb	hbp	so	gdp	ob%	sf	sh	sb-att	po	a	e	fld%
2009	.200	27-8	45	9	9	1	1	0	5	12	.267	4	2	16	4	.288	1	0	0-1	20	0	1	.952
TOTAL	.200	27-8	45	9	9	1	1	0	5	12	.267	4	2	16	4	.288	1	0	0-1	20	0	1	.952



PLAYER BIOS



#37 ALEC MILLS
RHP • R/R • 6-4 • 169 • 50
CLARKSVILLE, TENN. (MONTGOMERY CENTRAL HS)



2010: Got stronger down the stretch as he became one of the first pitchers called from the bullpen as the season progressed...Finished second on the team with 23 appearances while leading the team with 12 OVC appearances...Won his first two decisions (Feb. 21 against IPFW and Feb. 28 against Bryant)... Allowed just seven earned runs in 16 innings over last 11 appearances...Struck out four or more batters on four different occasions, including a career-high seven (in 4.1 innings) against Tennessee Tech on May 16... Overall, fanned multiple batters in 11 appearances... Also made one start on April 13 vs. Lambuth.

BEFORE UTM: Graduated from Montgomery Central High School where he played golf, basketball and baseball...Named Male Athlete of the Year all four years ...Named district Most Valuable Player in baseball as a senior...Participated in golf state tournament as a junior in 2008... Named to all-area first teams in baseball and golf his junior and senior years...Helped the Indians golf team win four consecutive district titles...Threw a no-hitter his senior year.

PERSONAL: Full name is Alec Thomas Mills...Born on Nov. 30, 1991...Son of Joe and Patty Mills...Has an older brother, Kyle... Majoring in engineering.

CAREER-HIGHS

- Innings** 4.1
 May 16, 2010
 vs. Tennessee Tech
- Hits** 7
 May 16, 2010
 vs. Tennessee Tech
- Runs** 5 (twice)
 last: April 18, 2010
 vs. Southeast Missouri
- Earned Runs** 5 (twice)
 last: April 18, 2010
 vs. Southeast Missouri
- Walks** 3
 May 16, 2010
 vs. Tennessee Tech
- Strikeouts** 7
 May 16, 2010
 vs. Tennessee Tech
- Home Runs** 2
 March 27, 2010
 vs. Jacksonville State

CAREER STATS


Year	era	w-l	app	gs	cq	sho	sv	ip	h	r	er	bb	so	2b	3b	hr	bf	bavg	wp	hbp	sfa	sha	bk
2010	8.51	2-3	23	1	0	0/0	0	37.0	57	49	35	20	36	10	2	6	192	.354	0	9	1	1	0
TOTAL	8.51	2-3	23	1	0	0/0	0	37.0	57	49	35	20	36	10	2	6	192	.354	0	9	1	1	0



PLAYER BIOS



#18 JORDAN STOKES
C • R/R • 6-2 • 239 • R-50
McEWEN, TENN. (McEWEN HS)



2010: Did not appear in any games as he shared time as the team's third-string catcher.

BEFORE UTM: Attended McEwen High School, where he played baseball, basketball for head coach Phil Ross, football for head coach LC Nolan and ran cross country for the Warriors...Was named salutatorian of his graduating class.

PERSONAL: Full name is Jordan Stokes...Born on Oct. 27, 1989...Is also a quarterback on the UT Martin football team...Son of David Stokes and Janet McGrew...Has three siblings, Carly, Beka and Drew Swearns...Father David attended UT Martin in the 1980's...Majoring in biology.

CAREER-HIGHS

At-Bats None
 Runs None
 Hits None
 RBI None
 Doubles None
 Home Runs None
 Walks None

CAREER STATS

Year	avg	gp-gs	ab	r	h	2b	3b	hr	rbi	tb	slg%	bb	hbp	so	gdp	ob%	sf	sh	sb-att	po	a	e	fld%
2010	----	----	--	-	-	-	-	-	-	-	----	-	-	-	-	----	-	-	---	-	-	-	----



PLAYER BIOS



#31 DAN TOBIK
RHP • R/R • 6-4 • 196 • 50
BALLWIN, MO. (PARKWAY WEST HS)



2010: Took the league by storm and emerged as one of the OVC's best pitchers, as he was named to the All-OVC Freshman squad...Led the team in Earned Run Average, as his 3.63 ERA also ranked second in the conference...For 10 straight weeks, he ranked either first or second in the OVC in ERA...Won three games and saved two ballgames (both in league play) in 22 appearances (three starts) while accumulating 67 innings - which ranked second on the team..Also ranked in the top-10 in the OVC in five other categories: least home runs allowed per game (0.27; first), strikeouts per game (7.93; sixth), least hits allowed per game (9.67; seventh), least walks per game (2.96; seventh), and opponents batting average (.275; seventh)...Allowed zero earned runs in 12 of his 22 appearances, posting multiple-strikeouts in all but five appearances...Began the season with 9.1 innings without allowing an earned run, and gave up just three earned runs in his first 23.2 innings, and went two weeks in midseason by not allowing an earned run in 13 innings over five appearances... Serving as one of the league's most dominant set-up men, he did not allow a single home run in 28 innings in conference play.

BEFORE UTM: Graduated from Parkway West High in Ballwin, Mo., where he played football for head coach Mike Roth, basketball for head coach Bill Sodemann and baseball for head coach Scott Weissman...Started seven games his senior year and finished the season with a 1-3 won-loss record...Pitched 29 innings and sported a 2.66 ERA.

PERSONAL: Full name is Daniel H. Tobik...Born on Jan. 8, 1991...Son of Anne and Dave Tobik...Has two sisters, Nancy and Sandy...Father Dan played in the Major Leagues for eight years (1978-85) with the Detroit Tigers, the Texas Rangers and the Seattle Mariners...Majoring in business administration.

CAREER-HIGHS

Innings6.0
 March 20, 2010
 vs. Cleveland State

Hits7
 May 12, 2010
 vs. Belmont

Runs6
 May 22, 2010
 at Austin Peay

Earned Runs6
 May 22, 2010
 at Austin Peay

Walks5
 May 22, 2010
 at Austin Peay

Strikeouts..... 5 (3 times)
 last: May 15, 2010
 vs. Tennessee Tech

Home Runs..... 1 (twice)
 March 30, 2010
 at Southern Illinois

CAREER STATS


Year	era	w-l	app	gs	cg	sho	sv	ip	h	r	er	bb	so	2b	3b	hr	bf	bavg	wp	hbp	sfa	sha	bk
2010	3.63	3-2	22	3	0	0/0	2	67.0	72	34	27	22	59	14	1	2	303	.275	9	13	2	4	2
TOTAL	3.63	3-2	22	3	0	0/0	2	67.0	72	34	27	22	59	14	1	2	303	.275	9	13	2	4	2



PLAYER BIOS



#17 MATT YOUNG
OF • R/R • 6-1 • 177 • 50
FRANKLIN, TENN. (FRANKLIN HS)



2010: Blossomed after taking over the starting centerfield job late in the season...Started in 10 games and appeared in 32 overall...Batted .289 with a .389 on-base average and .511 slugging percentage in 45 at-bats...Homed in three of his last eight games, against Ohio Valley Conference foes Morehead State and Tennessee Tech, while also going deep at Belmont...Hit safely in seven of his last eight games, with multi-hit games in three such outings...Drove in three runs and drew three walks in the first game of the Tennessee Tech doubleheader on May 15...Scored two runs in four games, including in all three games of the series at Morehead State on May 8-9.

CAREER-HIGHS

At-Bats5 (twice)
 last: May 18, 2010
 at Belmont

Runs 2 (4 times)
 last: May 18, 2010
 at Belmont

Hits 2 (3 times)
 last: May 18, 2010
 at Belmont

RBI3
 May 15, 2010
 vs. Tennessee Tech

Doubles1
 May 9, 2010
 at Morehead State

Home Runs 1 (3 times)
 last: May 18, 2010
 at Belmont

Walks3
 May 15, 2010
 vs. Tennessee Tech

BEFORE UTM: Graduated from Franklin High School where he played baseball for head coaches Brent Alumbaugh (2006-08) and Jeremy Brown (2009)...Played all three outfield positions and third base...Named to the all-region team and all-district team his senior year...Named District 11-AAA Player of the Year Runner-Up... Helped the Rebels win district championships in 2007 and 2008, a regional championship in 2008 and a substate championship in 2007.

PERSONAL: Full name is Matthew Tyler Young...Born on Nov. 9, 1990...Son of Walter and Ginger Young...Has a twin brother, Michael...Majoring in biology.

CAREER STATS

Year	avg	gp-gs	ab	r	h	2b	3b	hr	rbi	tb	slg%	bb	hbp	so	gdp	ob%	sf	sh	sb-att	po	a	e	fld%
2010	.289	32-10	45	14	13	1	0	3	9	23	.511	7	1	14	0	.389	1	0	2-4	21	0	2	.913
TOTAL	.289	32-10	45	14	13	1	0	3	9	23	.511	7	1	14	0	.389	1	0	2-4	21	0	2	.913



PLAYER BIOS



#25 JUSTIN BARNES
INF • R/R • 5-9 • 164 • R-FR
ARLINGTON, TENN. (ARLINGTON HS)



2010: Was granted a redshirt.

BEFORE UTM: Graduated from Arlington High School where he was a two-sport athlete...Played baseball for head coach Chris Ring...Also was a member of the football team...Helped the Tigers advance to the state tournament in 2008...Was a member of the sectional championship team in 2008...Led Tigers to district runner-up finishes in 2008 and 2009...Was named to the all-district tournament team in 2007 and 2008.

PERSONAL: Full name is Justin Jerome Barnes...Born on Dec. 10, 1990...Son of Kenny and Tabitha Barnes...Has one sibling, Jordan...Majoring in biology.

CAREER-HIGHS

- At-Bats None
- Runs None
- Hits None
- RBI None
- Doubles None
- Home Runs None
- Walks None

CAREER STATS

Year	avg	gp-gs	ab	r	h	2b	3b	hr	rbi	tb	slg%	bb	hbp	so	gdp	ob%	sf	sh	sb-att	po	a	e	fld%
2010	---	---	--	-	-	-	-	-	-	-	---	-	-	-	-	---	-	-	---	-	-	-	---



PLAYER BIOS



#8 HAGEN NELSON
C/INF • R/R • 6-4 • 188 • R-FR
JACKSON, TENN. (TRINITY CHRISTIAN ACADEMY)



2010: Was granted a redshirt.

BEFORE UTM: Graduated from Trinity Christian Academy where he played baseball for coach Eric Quinn and football for head coach Mike Hodum... Named to the All-District 15-A team in 2007... Was named the District 15-A Co-Player of the Year as a senior.

PERSONAL: Full name is Hagen Robert Nelson... Born on May 7, 1990... Son of Don and Carol Nelson... Has an older sister, Holly... Majoring in health and human performance.

CAREER-HIGHS

- At-Bats None
- Runs None
- Hits None
- RBI None
- Doubles None
- Home Runs None
- Walks None

CAREER STATS

Year	avg	gp-gs	ab	r	h	2b	3b	hr	rbi	tb	slg%	bb	hbp	so	gdp	ob%	sf	sh	sb-att	po	a	e	fld%
2010	----	----	--	-	-	-	-	-	-	-	----	-	-	-	-	----	-	-	---	-	-	----	----



PLAYER BIOS



#55 WILLIE FREDERICK
RHP • R/R • 6-0 • 193 • JR
LOS BANOS, CALIF. (MODESTO JC)

BEFORE UTM: Joins the Skyhawks from Modesto (Calif.) Junior College, where he and fellow Skyhawk junior Erik Larsen played under head coach Chris Rodriguez...Led the Pirates to a playoff berth in the Big 8 Conference, the No. 1 ranked junior college conference in the state of California...Modesto won eight of its last 10 games, finishing in third place with an 18-18 record, going 12-9 in the league...Started in seven out of 16 games in the field while making nine relief appearances for Modesto in 2010...At the plate, he drove in four runs in limited playing time while sporting a .938 fielding percentage...On the mound, he fanned eight batters in 10 innings, while limiting the opposition to a .268 batting average... In 2009, he started in nine out of 31 games and hit .289 in 45 at-bats for Modesto, while boasting an on-base percentage of .439...In 22 defensive chances, he was perfect with a 1.000 fielding percentage...Before Modesto, he attended Los Banos High in Los Banos, Calif., where he pitched and manned the left side of the infield for head coach David Zuniga...He was a three-time All-Academic Central California Conference selection and also was a first-team all-conference quarterback on the football team and leading scorer as a shooting guard on the basketball squad.

PERSONAL: Full name is William Frederick...Born on July 8, 1989...Son of Mark and Marian Frederick...Has two younger brothers, Dillon and Sam...Majoring in business.



#28 DANNY KELLEY
RHP • L/R • 6-1 • 171 • JR
ARLINGTON HEIGHTS, ILL. (BLACK HAWK COLLEGE)

BEFORE UTM: Joins the Skyhawk baseball program from Black Hawk Community College in Moline, Ill, where he was an academic all-conference selection both years...Logged 34.2 innings of work for the Braves, who won their third straight and 20th overall Arrowhead Conference title this past season with a 32-21 record (17-3 in conference)...In 12 appearances, he went 2-2 with a 4.15 ERA while nearly sported a 5:1 strikeout-to-walk ratio (27:6). In limited action as a freshman, he fanned six in 4.2 innings spread out over four appearances for head coach Arnie Chavera...Prior to joining the Black Hawk program, he pitched and played first base at John Hersey High School in Arlington Heights, Ill. for coach Bob Huber...He earned two letters and was on the mound against Rolling Meadows for coach Huber's 250th career victory...Was also a part of the swim team at JHHS, leading the team to the East Conference championship in 2007.

PERSONAL: Full name is Daniel Kelley...Born on Dec. 26, 1989...Son of Kevin and Carol Kelley...Has two siblings, Scott and Lauren...Comes from a baseball family, Kelley's father Kevin played baseball at Northern Illinois University from 1976-78 and his brother Scott played at Penn State University from 2005-09 and is now in the Kansas City Royals organization...Majoring in special education.



PLAYER BIOS



#33 ERIK LARSEN
OF • S/R • 5-11 • 162 • JR
MODESTO, CALIF. (MODESTO JC)

BEFORE UTM: Joins the Skyhawks from Modesto (Calif.) Junior College, where he and fellow Skyhawk junior Willie Frederick played under head coach Chris Rodriguez...Led the Pirates to a playoff berth in the Big 8 Conference, the No. 1 ranked junior college conference in the state of California...Modesto won eight of its last 10 games, finishing in third place with an 18-18 record, going 12-9 in the league...Started in 31 out of 34 games last season...Drove in 14 runs and accumulated 36 total bases, while striking out only 19 times in 118 plate appearances...The speedster ranked second on the team with two triples and swiped seven stolen bases in eight attempts...Defensively, he made just one error in 63 chances for a .984 fielding percentage, also adding two outfield assists. Before he was a two-time Dean's List honoree at Modesto JC, he prepped at Thomas Downey High School in Modesto...Played centerfield under head coach Kreg Moore, where he was a second-team all-conference outfielder in both 2006 and 2007...He participated in the Modesto Sunrise Rotary Baseball Classic County All-Star Game, and also played soccer and football at TDHS, where he was a first team all-conference kicker in football in 2007.

PERSONAL: Full name is Erik Larsen...Born on Oct. 31, 1988...Son of Michael and Kerri Larsen...Has an older sister, Kaitie, and a younger brother, Ian...Majoring in psychology.



#13 CHASE OKEY
C/INF • S/R • 5-9 • 171 • JR
MT. DORA, FLA. (LAKE SUMTER CC)

BEFORE UTM: Along with Skyhawk junior Nick Wilson, joins the Skyhawks out of Lake Sumter Community College in Leesburg, Fla., where he played under head coach Rich Billings...Batting in the No. 2 or No. 3 hole all season for the Lakers, he hit .343, had eight doubles, a home run and 30 RBI while posting a .402 on-base average and earning second-team Mid-Florida Conference honors as a freshman in 2009... Led the Winter Park Diamond Dawgs to a 28-11 mark and was named to the league All-Star team after a stellar season for coach Clint Chrysler in the summer of 2010...Ranked in the top-20 in two league categories – batting average (.299; 11th) and RBI (15; 16th) – while scoring 22 runs, hitting five doubles and posting an on-base percentage of .410...Drew 16 walks against just eight strikeouts in 106 plate appearances and had the game-winning RBI single in the 7th inning to provide the game's only run in the league championship at Tropicana Field - home of the Tampa Bay Rays...In the summer of 2009, he led the Clermont Mavericks of the Florida Collegiate League to the championship game...He was named to the FCSL All-Star team and earned team MVP honors for the Mavericks...Ended the season fourth in the league in batting average (.318) and hits (42)...Set a league record with a 14-game hitting streak, while finishing with 22 runs scored, six doubles, 20 RBI, 22 walks and only 10 strikeouts in 155 plate appearances...Before joining Lake Sumter, he prepped at Eustis High School for former big leaguer Chet Lemon.

PERSONAL: Full name is Charles Lamb Okey...Born on Nov. 21, 1989...Son of Chuck and Kim Okey...Has two siblings, Mitch and Chris...Played for current Skyhawk assistant coach Trevor Berryhill in 2006 summer league...Majoring in wildlife management.



PLAYER BIOS



#34 JARRELL RODGERS
RHP • R/R • 6-5 • 250 • JR
MACCLENNY, FLA. (ST. JOHN'S RIVER CC)

BEFORE UTM: Joins the Skyhawks out of St. John's River Community College, a member of the Mid-Florida Conference (MFC) and the National Junior College Athletic Association's Region VIII...This past season at St. John's, he pitched 81 innings and was among the Florida Community College Athletic Association's strikeout leaders (49)...He helped lead St. John's to a 14-10 MFC record and a 28-24 overall worksheet and was one of seven St. John's players to earn All-MFC honors...Named to the All-MFC second team, he was also a two-time all-state selection...Before St. John's River, he prepped at Baker County High School for head coach John Staples... Posted 28 career wins as a Wildcat and was selected as one of the top 100 players in the state in 2008, the year he graduated.

PERSONAL: Full name is Jarrell Rodgers...Born on March 6, 1990...Son of Darrell and Tammy Rodgers...Has one younger sibling, Caleb...Uncle Jami Rodgers and cousin Dale Johnson each played baseball at Jacksonville University...Majoring in education.




#10 NICK WILSON
RHP • R/R • 6-2 • 226 • JR
OVIEDO, FLA. (LAKE SUMTER CC)

BEFORE UTM: Along with Skyhawk junior Chase Okey, joins the Skyhawks out of Lake Sumter Community College in Leesburg, Fla., where he played under head coach Rich Billings...As a freshman in 2009, he pitched 32 innings and had 22 strikeouts...Played summer ball in 2009 in the Florida Collegiate Summer League with the Sanford River Rats for current Skyhawk assistant coach Trevor Berryhill...He threw 30 innings in 14 appearances out of the bullpen, leading the best pitching staff in the league (1.20 ERA)...Earned the league's award for "Outstanding Relief Pitcher" and was named to the league's All-Star game...Led the league with a 1.20 ERA, most appearances and lowest opponent on-base average (.183)...In 2010, he pitched for the Leesburg Lightning under head coach Frank Viola, who made three MLB All-Star teams and won the American League Cy Young Award in 1988 with the Minnesota Twins...Made 15 appearances – second-most on the squad – going 1-1 with a 2.84 ERA in 19 innings out of the bullpen...Struck out 12 batters, allowing just six earned runs and held opponents to a .267 batting average...Before joining Lake Sumter, he pitched and played first base for coaches Kevin Wainscott and Eric Morgan at Oviedo High School, where he was a second team all-conference selection and led the Lions to five straight district championships.

PERSONAL: Full name is Nicholas Wilson...Born on Feb. 1, 1990...Son of James and Kimberly Wilson...Has a younger sister, Dani...Major is undecided.



PLAYER BIOS



#35 JOEY IVY
RHP • R/R • 6-0 • 185 • RS-50
CLARKSVILLE, TENN. (MOTLOW STATE CC)

BEFORE UTM: Joins the Skyhawks out of Motlow State Community College in Tullahoma, Tenn., where he logged 67.2 innings and struck out 32 batters while sporting a 5.41 ERA...Prior to joining Motlow State, he prepped at Rossview High School, where he pitched and played third base for head coaches Jason Rice and Troy Hayes...A 2008 TBCA all-region recipient, he pitched a complete game in the district tournament to lead the Hawks to a victory.

PERSONAL: Full name is Joseph Ivy...Born on Aug. 28, 1990...Is married to Brooke Way Ivy, who also currently attends UT Martin...Son of Mike and Andrea Ivy...Has one younger sister, Heather...Majoring in biology.



#22 HUNTER BRITCLIFFE
C • R/R • 6-1 • 186 • FR
COLLIERVILLE, TENN. (COLLIERVILLE HS)

BEFORE UTM: Prepped at Collierville High School, where he was a three-year varsity starter under head coach Jeff Hopkins...In 2010, the Dragons set a school record with 38 wins (against just nine losses) before falling to Farragut in the TSSAA Class AAA state tournament semifinals...He was part of the 2010 CHS team that won district, regional, sectional and substate championships, while achieving a No. 3 ranking in the state of Tennessee as well as a national ranking...Also helped the Dragons to a 34-11 record, district, regional and substate championships and a No. 4 state ranking as a junior in 2009...In the summer of 2010, he played for the Ohio Warhawks, who went 38-4 and were Pastime Baseball's national champions... Won the summer state championship in 2008 with Collierville, winning 27 straight games at one point.

PERSONAL: Full name is Hunter Britcliffe...Born on Nov. 2, 1991...Son of Norman and Christy Britcliffe...Has one older brother, Blake...Majoring in biology.



PLAYER BIOS



#16 STU JONES
RHP • R/R • 6-5 • 202 • FR
LEXINGTON, TENN. (LEXINGTON HS)

BEFORE UTM: Was a two-way player at Lexington High School under head coach Terry Odle, where he led the Tigers to a 31-16 record as a senior and berth in the Class AA state tournament in Smyrna...He was an all-tournament, all-district and West Tennessee All-Star selection...In the state tournament against Smith County, he took the mound and pitched a six-inning complete game, allowing just two hits on one unearned run while fanning five but came away the hard-luck loser in a 1-0 game...He helped the Tigers get to that point by leading LHS to a 17-2 win over Memphis Fairley in the sectional round...On offense, he was also one of the team leaders in home runs, swatting nine...Also was a standout quarterback and safety on the school's football team for head coaches Steve Lindsay and Bryant Hollingsworth.

PERSONAL: Full name is Stewart Jones...Born on Dec. 21, 1991...Son of Lloyd and Allison Jones...Has two sisters, Jennifer McCollum (who attended UT Martin from 2005-09) and Rebecca Jones...Majoring in health and human performance.




#29 CODY MILLER
RHP • R/R • 6-6 • 200 • FR
FISHERVILLE, TENN. (BRIARCREST CHRISTIAN HS)

BEFORE UTM: Joins the Skyhawks out of the alma mater of current senior Wes Patterson...Boasting a fastball that touches 90 miles per hour, he was 3-5 with two saves and a 3.00 ERA his senior year for the Saints, playing under head coach Mike Vanamin...He helped the team win the TSSAA Division II-AA substate championship and finish fourth in the state in Division II...In a 1-0 win over St. Benedict, he fanned 13 batters...Played summer baseball for the Dulins Dodgers.

PERSONAL: Full name is Cody Miller...Born on April 15, 1992...Son of Scott and Shannon Miller...Has one younger sister, Caitlyn...Majoring in biology.



PLAYER BIOS



#24 ERIC RANSON
INF/LHP • L/L • 6-5 • 211 • FR
CALGARY, ALBERTA, CANADA (WILLIAM ABERHART HS)

BEFORE UTM: Ranson has played baseball for Babe Ruth Calgary, USA Select and Calgary Redbirds travel teams from 2007-2010...He was named the Triple-A League Rookie of the Year and a Gold Glove winner in 2008 when he played for Babe Ruth Calgary...He was also named the Double-A Most Valuable Player in 2007 when he played for the Babe Ruth Calgary Indians...In addition to playing travel baseball, Ranson was a three-sport athlete at William Aberhart Senior High School where he played basketball, football and track...He was a two-time Male Athlete of the Year Nominee...There is no high school baseball sports program in Alberta, Canada...Came highly recommended from Donnie Mitchell, who played at UT Martin in the early 1980s, has been in professional baseball for the past 25 years.

PERSONAL: Full name is Eric Ranson...Born on Oct. 20, 1991...Son of James and Michelle Ranson...Has an older brother, Adam...Comes from an athletic family, as his father James played football at Duke, his uncle David Boisvert played basketball at Georgia Tech and his brother Adam plays rugby at the University of Calgary...Majoring in psychology.



#36 JOHN SKUBINA
RHP • R/R • 6-1 • 192 • FR
KENNESAW, GA. (HARRISON HS)

BEFORE UTM: Enters UT Martin from the prestigious Harrison High School program in Kennesaw, Ga....Playing for head coach Mark Elkins, he led the Hoyas to the 2010 Georgia 5-A state title, where he was on the mound for Game 1 of the championship series against Lassiter - a school located just 12 miles from HHS...The Hoyas went 29-9 with a 14-4 regional record last season - as the team was ranked 15th in the nation by USA Today...He went 6-2 on the mound during his senior campaign, while the team's record in games he started was a sterling 10-2...He was a Perfect Game USA Southeast Region Honorable Mention All-High School Senior team and was a Cobb County all-county honoree in 2009 as well...In Skubina's four years at HHS, the school combined for a 96-21 record (50-12 in conference)...He helped lead the Hoyas to a regional runner-up showing and state final-16 appearance in 2009, as well as a 5A regional championship in 2008.

PERSONAL: Full name is John A. Skubina, Jr....Born on Oct. 28, 1991...Son of John and Kim Skubina...Has four siblings, Alyssa Alig, Jessica Mader, Gerard Skubina and Laura Skubina...Majoring in business.



PLAYER BIOS



#9 PHIL SORENSEN
INF/RHP • L/R • 6-1 • 208 • FR
ERIE, PA. (CATHEDRAL PREP)

BEFORE UTM: Led Cathedral Preparatory School to a 15-7 team record under head coach Dave Hess in 2010...Was a three-year starter, playing third base, shortstop and pitcher...Hit .441 with seven home runs and 29 RBI on offense for the Ramblers while sporting a 4-3 record and 2.93 ERA as a senior...In a game where the Ramblers clinched a share of the Region 7 championship, he hit a three-run homer in a 5-4 Cathedral Prep victory...He also went deep twice in the first inning of a 19-0 win over East during his senior campaign...Was named an all-district 10 selection by the Erie Times-News and was named a Pennsylvania all-league player in district 10 by MaxPreps.com...As a junior, he was a Class AAA 1st Team All Region 7 honoree...Was a three-time all region honoree (first team in 2009 and 2010, second team in 2008).

PERSONAL: Full name is Phil Sorensen, Jr....Born on Sept. 4, 1991...Son of Donna and Phil Sorensen, Jr...Has two siblings, Evie and Michael...Father Phil played baseball at Mercyhurst College from 1984-88 while uncle Keith Latzo played football at Clarion University...Majoring in biology.



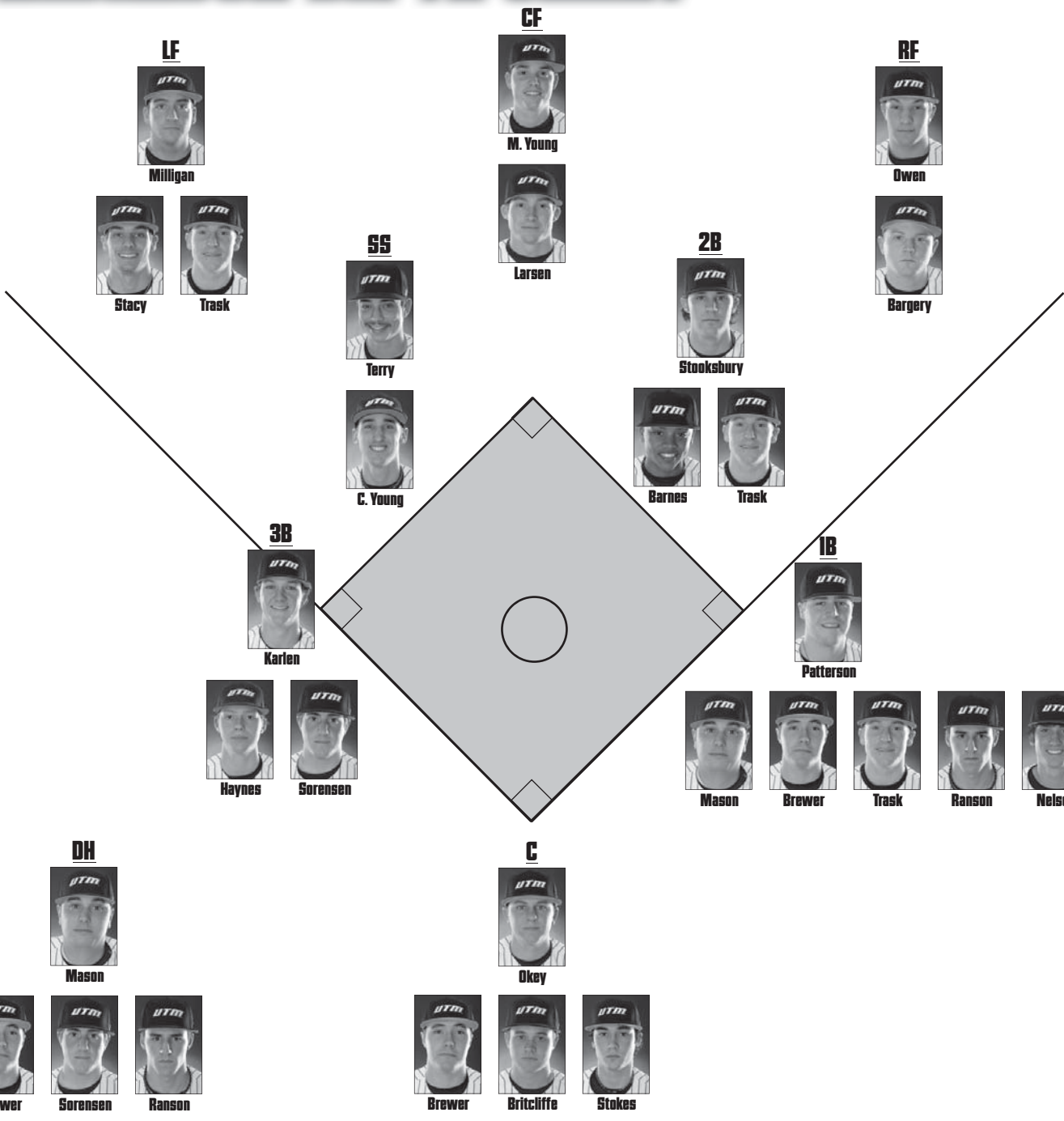
#3 COLTON YOUNG
INF/RHP • R/R • 5-9 • 152 • FR
SIKESTON, MO. (CAPE NOTRE DAME HS)

BEFORE UTM: Prepped at Notre Dame Regional High School in Cape Girardeau, where he helped the Bulldogs win the 2009 Missouri State High School Athletic Association championship while posting a 29-1 record...As the team's leadoff hitter, he hit .389 and scored 35 runs...On the mound as a junior, he was 11-0 with three saves, pitching 71.1 innings and striking out 98 batters while boasting a miniscule 0.79 ERA...He helped the Bulldogs win the 2008 district championship, a third-place finish in the state baseball tournament, back-to-back SEMO conference championships and the Class 3 state high school title...He was named to the 2008 All-SEMO Conference, first team All-Southeast Missouri, all-district, all-state and first-team Missouri State High School Sports Writers Poll teams...He was also named the Notre Dame Regional High School Impact Player of the Year, as he was a three-sport athlete (soccer, basketball, baseball).

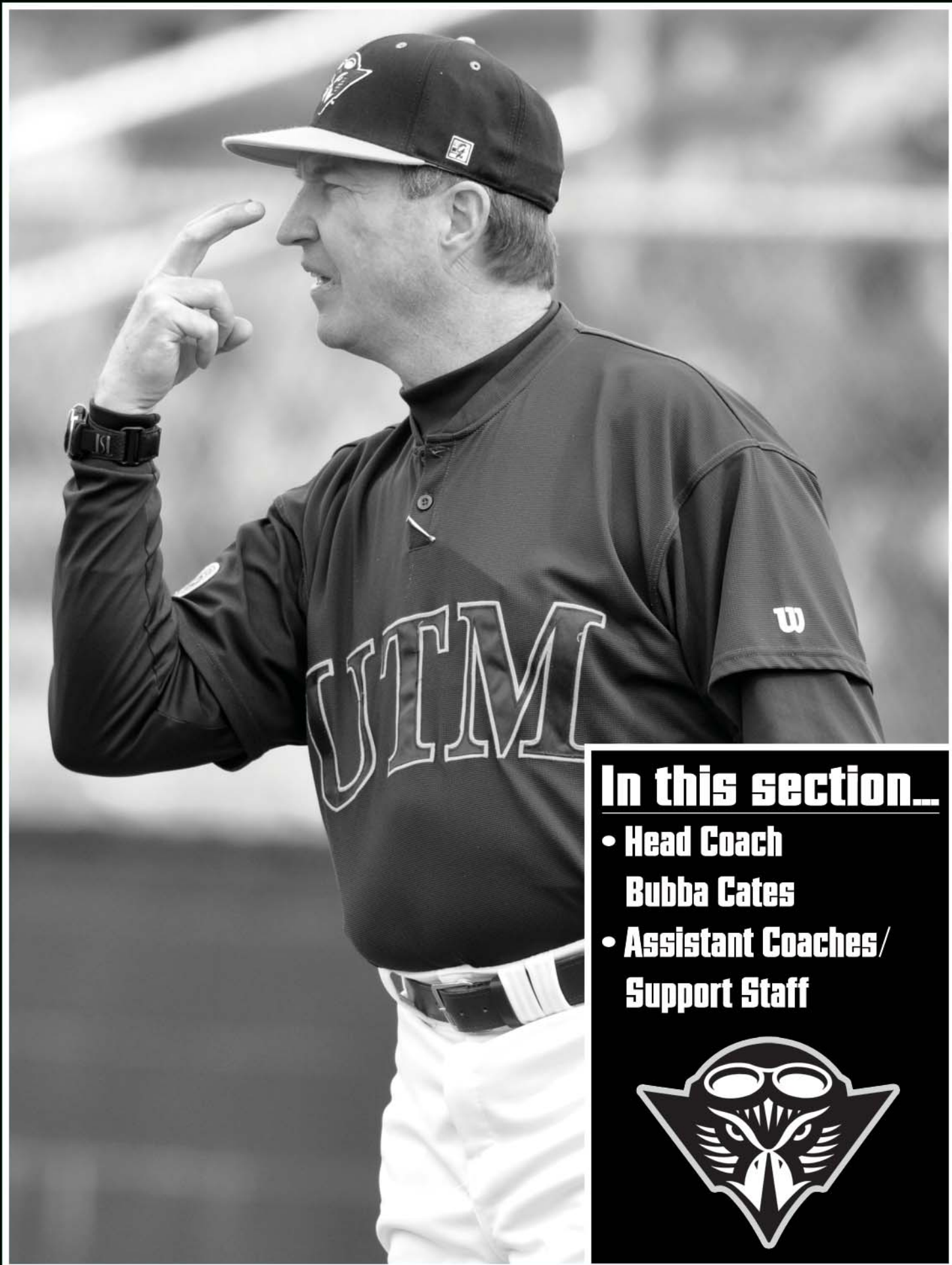
PERSONAL: Full name is Colton N. Young...Born on Oct. 26, 1991...Son of Jeff Young and Renee' Williams...Has one younger sibling, Ashton...Majoring in agriculture business.



PRESEASON DEPTH CHART



SP	SP	SP	SP	SP	RP	RP	RP	RP	RP	RP	RP	RP	RP	RP	RP
Tobik	Kelley	Lozupone	Boshers	Rodgers	Mills	Frederick	Skubina	Miller	Wilson	C. Young	Jones	Ivy	Ranson	Patterson	Cupples




In this section...

- **Head Coach
Bubba Cates**
- **Assistant Coaches/
Support Staff**





COACHING STAFF



BUBBA CATES • HEAD COACH **DELTA STATE, 1982** **13th SEASON AT UTM • 22nd OVERALL**

Victor "Bubba" Cates begins his 13th season at the helm of the UT Martin baseball program and his 22nd year of college coaching.

It was a big year for Cates on and off the field in 2010. On the field, he is coming off arguably his best season as head coach at UT Martin, as he willed the Skyhawks to 24 wins - the most the program had tallied since 1992. UT Martin also produced a program-record six All-Ohio Valley Conference selections under Cates in 2010, a year in which the Skyhawks shattered 11 team records and produced a Major League Baseball free agent signee (Wes Alsup).

Off the field, Cates was the recipient of the 2010 Jerry Kindall Character in Coaching Award by the Fellowship of Christian Athletes (FCA). One of the highest honors in the coaching profession, the award is named after Jerry Kindall, the former major league player and retired head coach at the University of Arizona.

The success in 2010 was a continuation of 2009, when Cates set a new school record for OVC wins with 10. Overall, Cates has had three 20-win seasons at UT Martin, including back-to-back seasons in which the team has set a mark for wins in Cates' tenure (21 in 2009, 24 in 2010).

Widely respected in the baseball circles, Cates is dedicated to sustaining a successful program at the university for many years to come. He came to UT Martin from Jackson State Community College where he built a successful program during a nine-year period. While at Jackson State, Cates developed the Generals into a nationally ranked program. The 1996 team recorded a sixth-place finish in the Junior College World Series and the 1997 and 1998 teams were also ranked nationally in the junior college polls. The team advanced to the Tennessee Junior College playoffs six consecutive seasons. Cates' overall record at Jackson State was 255-161.

In addition to the FCA award he received in December 2010, Cates has received several coach of the year honors. He was the National Junior College Athletic Association Region VII and Eastern District Coach of the Year in 1996 and the Tennessee Junior College Western Division Coach of the Year in 1997. Cates received his 25-year Coaching Award from the American Baseball Coaches Association in 2009.

Under Cates, Jackson State was one of only three junior colleges from across the nation that had an All-American every year from 1993-98. Cates had 52 of his Jackson State players to move on and play in four-year programs. His players also enjoyed academic success with 12 receiving All-TJCCAA academic honors.

Before moving to Jackson State, Cates was head baseball coach at Kirby High in Memphis. He also taught mathematics at the school.

A native of Cleveland, Miss., Cates played college baseball for former Boston Red Sox pitcher and legendary coach Dave "Boo" Ferris and the nationally ranked Delta State program.

Cates holds both his bachelor's and master's degrees in mathematics from Delta State. He is active in the FCA and is a member of both the Tennessee and American Baseball Coaches Associations and has worked as an associate scout for the Seattle Mariners organization.

Cates is married to the former Ann Simmons of Hammond, La., also a Delta State graduate. They are the parents of three sons: Lin (23), Reid (19) and Cameron (14).

Along with his baseball duties, Cates teaches in the UT Martin mathematics and computer science department.



CATES VS. ALL OPPONENTS

<u>OVC Opponents</u>	<u>W-L</u>		
Austin Peay	4-30-1	Kentucky	0-5
Eastern Illinois	10-24	King	1-1
Eastern Kentucky	8-25	Lambuth	1-4
Jacksonville State	7-16	Lipscomb	4-14
Morehead State	11-25	Louisiana-Monroe	1-5
Murray State	9-30	Louisiana Tech	0-3
Southeast Missouri	8-31	Lyon	1-0
Tennessee Tech	14-22	Martin Methodist	3-2
		McKendree	2-0
		Memphis	3-17
		Middle Tennessee State	1-5
<u>Other Opponents</u>	<u>W-L</u>	Mississippi State	0-8
Arkansas-Little Rock	7-20	Mississippi Valley State	4-0
Arkansas State	9-14	Missouri	0-1
Belmont	14-19	NJIT	0-1
Berea	1-0	Nicholls State	0-1
Bethel	2-0	North Alabama	0-1
Birmingham Southern	0-4	Northern Illinois	1-4
Bradley	5-5	Northern Iowa	1-2
Bryant	1-0	Northwestern State	0-3
Central Arkansas	1-2	Ole Miss	1-4
Chicago State	3-0	Purdue	0-1
Christian Brothers	3-0	Saint Louis	10-7
Cleveland State	3-0	Samford	2-20
Connecticut	0-1	SIU Edwardsville	3-2
Creighton	0-3	South Dakota State	1-1
Dayton	1-2	Southeastern Louisiana	2-7
Evansville	2-5	Southern Illinois	4-17
Freed-Hardeman	1-1	Southern Indiana	1-1
George Washington	0-1	Tennessee	0-2
Georgia State	1-1	UAB	0-2
Harding	1-0	Union	1-0
Houston Baptist	1-0	USC Upstate	0-1
Illinois-Chicago	1-3	Vanderbilt	0-5
Indiana State	1-3	Viterbo	0-1
Iowa	0-1	Wake Forest	0-1
IPFW	5-1	Western Illinois	6-1
IUPUI	5-0	Western Kentucky	0-2



COACHING STAFF

BRAD GOSS • ASSISTANT COACH **ARKANSAS TECH, 2004** **7th SEASON AT UTM**

THE GOSS FILE

Born: April 1, 1982 in Little Rock, Ark.
High School: Russellville (Ark.) HS
College: Arkansas Tech
Role at UTM: Third Base Coach



Brad Goss returns to the University of Tennessee at Martin for his seventh year as the head assistant baseball coach under Bubba Cates.

Goss became the university's first-ever full-time assistant baseball coach in 2007-2008, when Coach Cates tabbed him for the job. He had spent the previous year as a volunteer assistant at UT Martin and two years before that as a graduate assistant.

As the Skyhawks' hitting and third base coach, Goss works to develop the hitters, trains the catchers and is entering his third year as the program's recruiting coordinator.

Goss has been an influential member of the resurgence of the Skyhawk baseball program over the last two years.

Last year, UT Martin produced 24 wins, its most since joining the Division-I level in 1992-93. His hitters also broke the all-time school record for at-bats (1,901), hits (579), doubles (115), home runs (75), runs batted in (347), total bases (933) and times hit-by-pitch (60). The 2010 Skyhawk offense also ranks in the top-five all-time in runs scored (380, second), slugging percentage (.491, fifth), bases on balls (195, fifth), stolen bases (84, fifth), and hits per game (10.53, second).

In 2009, Goss helped lead the Skyhawks to their best Division-I regular-season finish (21-30) until the 2010 team broke the wins mark. UT Martin produced its most amount of Ohio Valley Conference victories in a single-season (10) since joining the league in 1993. Under his tutelage, the Skyhawks set the all-time benchmark in UT Martin history in hits (572), home runs (57), total bases (865) and hits per game (11.22). The record for hits, home runs and total bases were later wiped out by the 2010 team.

Four of Goss' hitters were named to the All-OVC postseason team in 2010, a single-season UT Martin record. Ty Nelson, Trey Karlen and Jordan Owen were named to the league's second team, while Brent Morris was a member of the All-OVC freshman squad.

With Goss as an assistant coach, the team has produced some of its all-time great hitters. Wes Patterson ranks in top-10 of several single-season and career records, including holding the record for runs batted in (64 in 2010), and career home runs (36) and doubles (36). He also has tutored Owen, Karlen and Cody Terry, all of whom are approaching the top spots in several UT Martin career statistical categories.

Goss came to UT Martin from Arkansas Tech, where he earned his bachelor's degree in 2004 and was a three-time All-Gulf South Conference selection for the Wonder Boys. A four-year starting catcher for Arkansas Tech, he played for his father Billy Goss and was named to the South Central All-Region team in 2003 and the GSC All-Tournament team in 2001. He was also a four-year member of the GSC Athletic Honor Roll.

At the time of his departure, Goss held eight Arkansas Tech career records, including most hits (220), runs scored (152), runs batted in (169), home runs (29), doubles (58), total bases (373), walks (110) and hit by pitch (39). He sported a .350 career batting average during his days at Tech.

In the summer of 2006, Goss coached in the Alaska Baseball League, where he assisted former San Diego Padre slugger and West Tennessee Diamond Jaxx (AA) skipper Phil Plantier. As an assistant coach for the Athletes in Action Fire, he had the opportunity to work with some of the nation's top prospects.

Goss earned his master's degree in education from UT Martin in the fall of 2006. In July 2009, he married the former Anna Moore of Trezevant, Tenn., a 2007 graduate of UT Martin and second grade teacher. The couple resides in Martin.





COACHING STAFF



TREVOR BERRYHILL - GRAD. ASST. COACH **SOUTH CAROLINA UPSTATE, 2006** **2nd SEASON AT UTM**

THE BERRYHILL FILE

Born: April 7, 1983 in Tampa, Fla.
High School: Lake Mary (Fla.) HS
College: South Carolina Upstate
Role at UTM: Pitching Coach

Trevor Berryhill enters his second season as assistant coach in 2010-11. Berryhill, a 2006 graduate of the University of South Carolina-Upstate, will once again work primarily with the Skyhawk pitchers during the upcoming 2011 season.

It didn't take long for Berryhill to make an immediate impact on the UT Martin baseball program, as the team broke 12 all-time single-season school records and in his first season and won its most games in 18 years. The pitching staff broke the all-time mark for innings pitched (464.1), saves (11) and strikeouts (337) under Berryhill's tutelage.

Berryhill coached six Skyhawk pitchers who appear in the all-time single-season or career top-10 list, including Coty Green and Wes Alsup. Green finished his career in four of UT Martin's top-10 career records, and four all-time individual season records, including most victories (nine). Alsup ranks first in single-season saves (seven) and third on the career saves mark.

Another first happened in 2010, as the Skyhawks had back-to-back Ohio Valley Conference Pitchers of the Week and three overall selections, the first time either of those feats had occurred in program history. Coty Green earned the weekly accolades on March 8 and May 3, while Alex Boshers was tabbed Pitcher of the Week on March 15.

As part of a program-record six All-OVC postseason selections, Berryhill helped guide Green (second team selection) and Dan Tobik (all-freshman selection).

Berryhill came to UT Martin from the Sanford (Florida) River Rats of the Florida Collegiate Summer League where he served as an assistant coach for Derek Wolfe for two seasons. The River Rats finished 2009 with a 23-17 record. The pitching staff had a combined 3.40 Earned Run Average and opposing batters were hitting a dismal .258.

In the summer of 2010, Berryhill coached in the Coastal Plain League for the Wilmington Sharks under USC Sumter head coach Tom Fleenor. Berryhill's pitching staff finished third in the league in ERA (2.99), fifth in strikeouts, third in least hits allowed, tied for first in opponents on-base average (.212), third in called strikeouts, and tied for fourth in earned runs allowed. He also got the chance to become a part of Coastal Plain League history, as Zach Taylor threw the league's first-ever perfect game.

The right-hander started and pitched at USC-Upstate from 2002-05 until a shoulder injury ended his career his senior season. He is ranked among USC-Upstate's career leaders in ERA, fewest walks allowed, most wins, most appearances, most games started, most complete games, most shutouts, most innings pitched and most strikeouts.

In addition the versatile pitcher is among the school's top 10 in 13 single-season records. In 2004 he started 14 games (third best in a single season) and in 2002 he pitched four complete games (fourth best in a single season).

Berryhill has coached 14 players who were recently drafted by Major League Baseball teams. Among those players were Vanderbilt's Mike Minor and Florida's Jonathan Piggot and Billy Bullock. He coached Minor (now with the Atlanta Braves) and San Diego Padres ace Mat Latos in the Area Code Games in California in 2006 on the Southeast team that was coached by scouts for the Chicago White Sox. This past summer, he also coached Matt Talley and RJ Hively, who were both selected in the 2010 MLB First Year Player Draft.

Berryhill is a native of Lake Mary, Fla. He prepped at Lake Mary High School where he earned a Bright Futures Scholarship because of his academic excellence. He was named the 2001 Male Athlete of the Year. He played four years of baseball and basketball. He has a degree in information management and systems from USC-Upstate.





COACHING STAFF



ERIC EBERS - VOLUNTEER ASST. COACH **MISSISSIPPI STATE, 2005** **1st SEASON AT UTM**

THE EBERS FILE

Born: Jan. 19, 1983 in Steeleville, Ill.
High School: Steeleville (Ill.) HS
College: John A. Logan / Mississippi State
Role at UTM: First Base Coach

Eric Ebers, who recently was the head coach of the Niagara Power summer team FCA in the New York Collegiate Baseball League, has joined The University of Tennessee at Martin baseball staff as an assistant coach.

"We are really excited about Eric," Skyhawk head coach Bubba Cates said. "He is an experienced guy who has been a part of some good baseball programs in the past. We have given him a lot of responsibilities since he has been here and he has adjusted well - it feels like he has been here a long time."

Ebers prepped at Steeleville High School in Steeleville, Ill., where he was a four-year letterman under coach John Sutton. As a senior in 2001, he went 7-1 on the mound with a 1.56 Earned Run Average and 95 strikeouts in 58 1/3 innings. His stellar career at Steeleville High School led Ebers to John A. Logan College in Carterville, Ill.

It was there where he became one of the nation's best pitchers in the junior college ranks playing for longtime coach Jerry Halstead. In two years at John A. Logan, he compiled a 17-8 record with a 2.73 ERA and 158 strikeouts and made two postseason appearances.

In 2002, Ebers helped the Volunteers to a seventh-place finish at the Junior College World Series by posting a 9-4 record and a staff-best 1.42 season ERA, which ranked second in the country. For his efforts, he was named the Great Rivers Athletic Conference Freshman of the Year after leading John A. Logan to a 37-win season.

Ebers then transferred to continue his baseball career at Mississippi State, where the southpaw played under legendary coach Ron Polk. As a Bulldog, Ebers was a two-time Southeastern Conference academic team honor roll selection and was a part of Mississippi State's 2005 SEC Tournament championship squad. He went 2-1 in his two seasons in Starkville, throwing 47 1/3 innings over 18 appearances.

After his collegiate playing days were over, Ebers pitched professionally for the Gateway Grizzlies and River City Rascals (both of the Frontier League), Kansas City T-Bones (Northern League), Lincoln Saltdogs and El Paso Diablos (members of the American Association) for parts of three seasons before landing his first coaching job in the spring of 2006.

Ebers - who turned 28 this January - served as pitching coach at Ackerman High School in Ackerman, Miss., before returning to his high school alma mater to serve in the same capacity. After a year at Steeleville, Ebers was the varsity pitching coach and junior varsity head coach at Columbus High School in Columbus, Miss., guiding his squad to a 2009 conference championship.

In the summer of 2009, Ebers was named pitching coach for the Niagara Power, a Fellowship of Christian Athletes affiliated squad who competed in the New York Collegiate Baseball League. He remained in that post until he was promoted to head coach before this past summer.

"I am excited to be at UT Martin and fortunate to have the opportunity to work with Coach Cates and the baseball program," Ebers said. "The coaching staff has helped make this an easy transition to Martin. I am happy to be here and excited to get started."

The relationship between Ebers and Cates goes back a long ways. Ebers hails from Steeleville, Ill., less than 15 miles from Chester, Ill. - where former Skyhawk pitcher Derek Link (2004-06) was born and raised. Ironically, Ebers also took the mound against UT Martin when the Skyhawks visited Mississippi State for a doubleheader on May 17, 2005.

"I have known Eric for a lot of years," Cates said. "He is from the same area in Illinois as Derek so the connection has always been there. We actually tried to get him on our staff a year ago but the timing wasn't good. We stayed in touch and we had a need and he was available."

Ebers is married to the former Katie Leech from Jackson, Miss., who is a licensed veterinarian.



SUPPORT STAFF



TODD KIRKENDOL • TRAINER UT MARTIN, 1999 2nd SEASON AT UTM

Todd Kirkendol begins his second year as an assistant athletic trainer at UT Martin. He is the primary athletic trainer for the Skyhawk baseball and women's basketball teams and also is responsible for oversight of physician referrals, administration of pre-participation physical exams, athletic weight assessments, NCAA drug testing and maintenance of the athletic training room and supplies.

Kirkendol is no stranger to West Tennessee. He served as an industrial athletic trainer for Delta Faucet Company and STAR Physical Therapy in Jackson. He also spent six years working for Sports Plus Rehab Centers in Jackson. He also served internships with Vanderbilt University Sports Medicine and the NFL's Tennessee Titans.

Before coming to UT Martin, Kirkendol was the head athletic trainer at Northwest College in Powell, Wyo. He also served as an athletic training instructor.

Kirkendol earned his bachelor's degree in 1999 from UT Martin and completed his master's in August 2009 at the United States Sports Academy. He is currently completing requirements for his doctorate in health science from Touro University in Vallejo, Calif.

Kirkendol and his wife Aimee, a family nurse practitioner, live in Martin with their daughter Katie and newborn son Ty.



RYNE RICKMAN • BASEBALL SID MURRAY STATE, 2008 3rd SEASON AT UTM

Ryne Rickman is in his third year in the UT Martin sports information office. At UT Martin, he is the media contact for the soccer, men's basketball, baseball, women's tennis, rifle, and cross country teams. He also serves as official statistician at most Skyhawk home events, produces media guides, game day programs, press releases, and serves as a media host and event coordinator.

While at UT Martin, Rickman has taken part in several other sports information ventures. He served as the official statistician at the 2010 Ohio Valley Conference men's and women's basketball tournament in Nashville, where he was solely responsible for all stats from the two-day, six-game semifinals and championship games. The previous year, he was a media relations assistant at the NCAA men's basketball South Regional tournament in Memphis, arranging press conferences and post-game interviews in the Sweet 16/Elite 8 rounds. He also served as official scorer of the 2008 Major/60 12 Year Old Cal Ripken

World Series in Martin from Aug. 7-14, 2008, overseeing the four-day, 10-team national Babe Ruth Little League tournament.

A native of Benton, Ky., Rickman came to UT Martin from Murray State, where he graduated with a degree in journalism and a minor in recreation in May 2008. He worked part-time as a student worker in the Athletics Media Relations office for four years and was a co-contributor to Murray State's 2007 football media guide, which was named by the College Sports Information Directors of America (CoSIDA) as the Best in the Nation for Football Bowl Subdivision universities.



In this section...

- **2011 Preview**
- **2011 Opponents**
- **Returning Player Stats vs. OVC Teams**
- **OVC Schedule**





SEASON PREVIEW


One year after totaling the most victories since joining Division-I in 1992, The University of Tennessee at Martin looks to carry over its success into 2011.

With a mix of talented veterans and 14 newcomers, the Skyhawks seem primed to make a push toward the six-team Ohio Valley Conference Tournament, once again located in Jackson - just 50 miles from the UT Martin campus.

The season got off to a good start when the OVC announced that three Skyhawks - third baseman **Trey Karlen**, first baseman **Wes Patterson** and outfielder **Jordan Owen** - had made the 14-man preseason all-OVC squad. UT Martin's three players represent the most in program history and the second-most out of any team in the league, news that excites head coach **Bubba Cates**.

"Three players on the preseason All-OVC team hasn't happened here before," Cates said. "It is pretty special that our guys are being looked at as some of the best players in the league. It gets you excited about what we have done collectively as a program."

The direction of the program is clearly heading north, as the team has set records for most OVC wins and most wins since 1992 in consecutive seasons. The team is also set to open its brand



Preseason All-OVC member Trey Karlen certainly proved he can pick it at second base and third base last season, but a position change to the outfield may be in order for the 5-11 sparkplug.

new locker room facility, which is located just yards from the Skyhawk dugout.

"Our facilities are at a peak and that helps in recruiting but I also want to help the guys who are here right now," Cates said. "When I think about our team I think about our good group of seniors. Nothing would be more important to me than to see them play in the OVC Tournament."

A look across the diamond reveals evidence that a strong nucleus of talented upperclassmen and battle-tested sophomores will be a big part of the team's overall success in 2011. Newcomers are expected to step in and fill starting slot at catcher and starting rotation depth.

Junior college transfer **Chase Okey** is expected to start at catcher for the Skyhawks. Okey is coming off an impressive summer performance in the Florida Collegiate Summer League, but will have big shoes to fill in replacing 2010 All-OVC second teamer Ty Nelson.

Ben Brewer, who began his freshman campaign with a red-hot tear at the plate, **Hunter Britcliffe** and **Jordan Stokes** will all see time as backups.

"We are deeper overall from top to bottom at catcher than we were last year," Cates said. We are counting on Chase to take on that leadership role behind the plate. We like the fact that he is a switch hitter as well and that will give us another left-handed hitter in the lineup against tough righties. Ben is our best offensive backup and we are trying to get him on the field more so he might play some first base for us. Hunter is our best defensive backup and Jordan's catching skills are good - he's very athletic."

Ever since Patterson won the only Freshman All-American award in UT Martin history in 2008, the first base slot has permanently his. That will not change in 2011, although Patterson will see more time on the pitching mound this season after making just one relief appearance in 2010.

The backups at first base include **Drew Mason**, who is expected to resume his starting role at designated hitter, Brewer, **Jess Trask**, **Eric Ranson** and **Hagen Nelson**.

"Wes is our every day guy but we will need some quality fill-ins when he is on the mound," Cates said. "Jess may be our best defensive first baseman and he is a very versatile option. Eric is still developing but he is making tremendous progress and we are sliding Hagen to first base from catcher and we feel he can handle that."

After a rough start to the 2010 season, **Cory Stooksbury** recovered to put together a solid season on both offense and defense for the Skyhawks. He enters the season as the starting second baseman and will be backed up by **Justin Barnes** and Trask.

"Sometimes junior college guys take some time to adjust to the Division-I level and I think that was the case with Cory last year," Cates said. "He was a lot more comfortable in the second half of the season. Justin is

working hard to get better every day and he is a great teammate. Jess has wanted to try out second base and he has opened my eyes. I am confident he can give us solid play anywhere on the field."

After a half-season at third base, **Cody Terry** will go back to his natural spot in 2011 - starting at shortstop. Freshman **Colton Young** overcame an early injury in the fall and has emerged as the backup.

"Cody is very dependable," Cates said. "We know he will be consistent and that provides a lot of comfort for us from a team standpoint. Colton is very athletic and we feel good about him in the backup role."

Karlen busted onto the scene last season and earned All-OVC second team honors, displaying a mix of speed and power that Cates hadn't witnessed before at UT Martin. He will start the season at third base but Cates can also see Karlen moving to center field, where he played some in the fall and where Cates thinks his long-term future as a professional player might be.

Cates feels confident in Karlen's move largely based on the fact that **Matt Haynes** had a great fall and freshman **Phil Sorensen** adds some pop at the hot corner as well.

"Trey is a really explosive player and this fall some of our outfielders were hurt so we put him out there and he didn't miss a beat," Cates said. "Matt was in a tough role last year as a part-time player but he has improved and is our first backup option in the infield. We feel really good with Phil as a hitter - he is a good contact guy and has some power. He will see time as a pinch hitter and might DH some for us as well."

After redshirting last season, **Matt Milligan** is the frontrunner for the starting job in left field.

"Matt is back on track and has shown flashes that he can be really good," Cates said. "We are counting on him to drive in some runs for us. He has a chance to be a special player over the next three years."

Taking over the starting center field duties at the end of last season was **Matt Young**, who socked three homers in his last eight games. However, an offseason shoulder surgery has slowed Young down and he is not expected to be back at 100 percent until after the opening weekend.

Switch-hitting junior college transfer **Erik Larsen** will also see time in center field but his progress also was hampered by a hamstring injury on the first day of fall practice.

"We like our possibilities out in center field but because of injuries everybody will have an opportunity," Cates said. "Last year, Matt was a real pleasant surprise for us. He had three really good weekends for us while we were fighting to get into the OVC Tournament. I like that Erik gives us that switch-hitting and speed dimension and he is also our best defensive option."

Manning right field and a middle of the lineup slot will be Owen, who blasted a UT Martin record 18 homers as a sophomore last season.



While Wes Patterson has done enormous amounts of damage with his bat in his career, his rekindling of the pitching success he encountered as a freshman could be a big storyline for the Skyhawks in 2011.

He earned second team All-OVC accolades after going yard in every league series and tallying a league-best 14 homers against OVC opponents.

"Jordan has put up some pretty historical numbers in his first two years and we expect he will remain as one of the top outfielders in the league," Cates said. "We knew he could be that type of player and I think he is actually a better hitter for average than he has shown."

Junior **Adam Stacy** and sophomore **Kyle Barger** will also provide veteran depth at all outfield positions in 2011.

"Both Adam and Kyle will be involved in a number of roles," Cates said. "Adam has been a spot-starter over the last few seasons and Kyle can cover a lot of ground defensively."

Perhaps the biggest question mark concerning the 2011 squad is who will toe the rubber to begin games. **Coty Green** - who won a single-season record nine games last year as a senior - has graduated and, like the center field situation, UT Martin's pitching staff was hurt by the injury bug this fall.

Cates sounds confident that 2010 All-OVC Freshman **Dan Tobik** will easily make the transition from shutdown set-up man to an inning-eating ace in the starting rotation.

"There were times last year when Dan was pitching four innings in relief, or twice a week,"

Cates said. "We feel like he is the best guy on our team to go deep into ballgames."

Newcomer **Danny Kelley**, fresh off of two seasons at Black Hawk College in Illinois, also appears to figure into the starting rotation.

"Danny had a really good fall," Cates said. "He is a strike-thrower, he keeps the ball down in the zone and he doesn't create problems for himself."

The third OVC weekend rotation spot will more than likely go to experienced staff members **Brendan Lozupone** (24 games started in two years), **Alex Boshers** (nine games started as a freshman last year), or newcomer **Jarrell Rodgers**, who joins the team out of St. John's River Community College in Florida.

"The third spot in the rotation is really up in the air," Cates said. "Brendan has been an OVC starter for us before and we don't see him as a reliever so he will either be a league starter or mid-week starter for us. Alex could be the guy but just this summer he was used as a closer-type and he did a great job in that area. When we signed Jarrell we originally thought he could be an OVC starter for us but he was hurt in the fall and now we have to try and figure out how he fits in."

Another name that certainly pitched his way into the discussion was sophomore **Alec Mills**, but Cates is leaning toward keeping Mills in the bullpen - a spot where he excelled in the last several weeks of the 2010 season.

"Alec could start and do real well for us but he was very effective in the bullpen last season," Cates said. "We really saw his potential towards the end of the year."

Mills will likely head the set-up men in 2011, a list that includes newcomers **Willie Frederick**, **John Skubina**, **Cody Miller**, **Nick Wilson**, the aforementioned **Colton Young**, **Stu Jones**, **Joey Ivy** and **Eric Ranson**, as well as familiar faces in **Patterson** and **Dylan Cupples**.

"Willie will be good for us," Cates said. "He will fill a big role in the bullpen. John and Cody are ready to go and they will both pitch a lot for us this year. Nick has a track record of putting up great numbers in the bullpen and will be a big help in terms of experience. Colton was hurt for the first month of the fall but when he came back he averaged two strikeouts per inning in our scrimmages. Stu, Joey and Eric will also provide depth in the relief area and will see time on the mound as they continue to improve."

While Cupples was used primarily as a starter last season before an arm injury derailed his season, Cates can see him providing a big lift when he returns in 2011 from offseason surgery.

"Dylan had a good year for us before he got

hurt," Cates said. "He is on the recovery trail rehabbing and we hope to get him back by the end of March or the first of April. His maturity on the mound is good for this team."

While it is a safe assumption to imply that Patterson will be the team's closer (four saves as a freshman in 2008), Cates said the "closer-by-committee" train of thought could still enter the picture. That will allow Cates to play matchups in certain situations in a role where Wes Alsup dominated while healthy last season (a single-season record seven saves).

"Wes was good in the closer role as a freshman but foot and ankle issues in the last two years have kept him from pitching on a consistent basis," Cates said. "He's a hard thrower who has a good slider and if he is good there, that will free up a lot of our guys for other established roles."

With that said, it wouldn't be a surprise to see saves dotted around between Mills, Boshers, Frederick and even Tobik, who earned two saves last season.

"We have a lot of options there," Cates said. "It's possible that Dan as closer instead of starter fits our overall staff better but those options will be figured out as the season progresses and our players define their roles for us."

One glance at the 2011 schedule and even the most casual observer will notice lengthy homestands and road trips, most notably the 12-game homestand at the beginning of the season, followed by the 10-game road swing which immediately follows.

"We didn't set the schedule up like that intentionally," Cates said. "It doesn't help or hurt either way to be at home or on the road for an extended period of time. But one thing that jumps out is that there are no easy teams on this schedule and that will require that we play at a high level at all times."

In addition to the always challenging OVC slate, the Skyhawks will take on three members of the Missouri Valley Conference, two teams each from the Sun Belt Conference, Conference-USA, Southeastern Conference and Atlantic Sun Conference, while playing one Summit League team and a Big Ten squad.

"It's important to play a good schedule," Cates said. "Good teams like Purdue and South Dakota State called us wanting to play on our home field so our schedule got upgraded in part because of that. UAB is a tough program that is getting better all the time. We are also playing Arkansas and South Alabama for the first time and they have been two of the top teams in the South for the last 30 years."

Cates hopes the experience against big-time teams helps the Skyhawks as they chase their OVC Tournament berth.

"We like the challenge of competing with those teams," Cates said. "When the OVC season rolls around, that's the part that really matters. What you see in the OVC isn't so much better than what you have seen already and that gives guys the confidence they need to succeed."



OPPONENTS

SOUTH ALABAMA



Feb. 18-Feb. 20
 Mobile, Ala.
 Last Meeting: None
 First Meeting: None
 Streak: None
 All-time vs. USA: 0-0
 In Mobile: 0-0
 In Martin: 0-0

Location..... Mobile, Ala.
 Founded 1963
 Enrollment..... 15,007
 President V. Gordon Moulton
 Director of Athletics..... Dr. Joel Erdmann
 Nickname..... Jaguars
 Colors..... Blue, Red and White
 Web Site www.USAJaguars.com
 Conference..... Sun Belt
 Home Field..... Stanky Field
 Head Coach Steve Kittrell
 HC Alma Mater..... South Alabama, 1971
 HC Career Record 1055-635-1 (28 yrs.)
 HC Record At School..... 1022-616-1 (27 yrs.)
 2010 Record..... 32-27
 Conference Record/Finish..... 17-13 (5th)
 Letterwinners Returning/Lost..... 18/14
 Starters Returning/Lost..... 3/6
 Baseball SID..... Charlie Nichols
 SID Phone..... (251) 414-8017
 SID Email..... charlesnichols@usouthal.edu

EVANSVILLE



March 1/March 23
 Martin/Evansville
 Last Meeting: 4-1-09
 First Meeting: 2-27-96
 Streak: UE W1
 All-time vs. UE: 2-6
 In Evansville: 1-2
 In Martin: 1-4

Location..... Evansville, Ind.
 Founded 1854
 Enrollment..... 2,961
 President Dr. Thomas A. Kazee
 Director of Athletics..... John Stanley
 Nickname..... Purple Aces
 Colors..... Purple, White and Orange
 Web Site www.GoPurpleAces.com
 Conference..... Missouri Valley
 Home Field..... Charles H. Braun Stadium
 Head Coach Wes Carroll
 HC Alma Mater..... Evansville, 2001
 HC Career Record 57-57 (2 yrs.)
 HC Record At School..... Same
 2010 Record..... 32-27
 Conference Record/Finish..... 10-11 (5th)
 Letterwinners Returning/Lost..... N/A
 Starters Returning/Lost..... N/A
 Baseball SID..... Lizzie Barlow
 SID Phone..... (812) 488-1152
 SID Email..... eb153@evansville.edu

SOUTHERN ILLINOIS



Feb. 22/April 19
 Martin/Carbondale
 Last Meeting: 3-30-10
 First Meeting: 3-7-93
 Streak: SIU W3
 All-time vs. SIU: 5-19
 In Carbondale: 2-11
 In Martin: 3-8

Location..... Carbondale, Ill.
 Founded 1869
 Enrollment..... 20,037
 Chancellor..... Dr. Rita Cheng
 Director of Athletics..... Mario Moccia
 Nickname..... Salukis
 Colors..... Maroon and White
 Web Site www.SIUSalukis.com
 Conference..... Missouri Valley
 Home Field..... Abe Martin Field
 Head Coach Ken Henderson
 HC Alma Mater..... Missouri Southern St., 1983
 HC Career Record 12-8 (Interim in 1994)
 HC Record At School..... First season
 2010 Record..... 28-29
 Conference Record/Finish..... 10-10 (T-3rd)
 Letterwinners Returning/Lost..... 14/11
 Starters Returning/Lost..... 5/4
 Baseball SID..... Jason Clay
 SID Phone..... (618) 453-5470
 SID Email..... jclay@siu.edu

SOUTH DAKOTA STATE



March 4-6
 Martin, Tenn.
 Last Meeting: 3-7-07
 First Meeting: 3-6-07
 Streak: SDSU W1
 All-time vs. SDSU: 1-1
 In Brookings: 0-0
 In Martin: 1-1

Location..... Brookings, SD
 Founded 1881
 Enrollment..... 12,816
 President David L. Chicoine
 Director of Athletics..... Justin Sell
 Nickname..... Jackrabbits
 Colors..... Yellow and Blue
 Web Site www.GoJacks.com
 Conference..... Summit League
 Home Field..... Erv Huether Field
 Head Coach Ritchie Price
 HC Alma Mater..... Kansas, 2006
 HC Career Record 65-51 (2 yrs.)
 HC Record At School..... Same
 2010 Record..... 39-21
 Conference Record/Finish..... 17-10 (1st)
 Letterwinners Returning/Lost..... 19/7
 Starters Returning/Lost..... N/A
 Baseball SID..... Jason Hove
 SID Phone..... (605) 688-4623
 SID Email..... jason.hove@sdstate.edu

INDIANA STATE



Feb. 25-27
 Martin, Tenn.
 Last Meeting: 3-7-10
 First Meeting: 3-5-77
 Streak: ISU W2
 All-time vs. ISU: 2-4
 In Terre Haute: 1-2
 In Martin: 1-1

Location..... Terre Haute, Ind.
 Founded 1865
 Enrollment..... 10,672
 President Dr. Daniel J. Bradley
 Director of Athletics..... Ron Prettyman
 Nickname..... Sycamores
 Colors..... Royal Blue and White
 Web Site www.GoSycamores.com
 Conference..... Missouri Valley
 Home Field..... Bob Warn Field
 Head Coach Rick Heller
 HC Alma Mater..... Upper Iowa, 1986
 HC Career Record 596-491-4 (23 yrs.)
 HC Record At School..... 35-19 (1 yr.)
 2010 Record..... 35-19
 Conference Record/Finish..... 10-10 (T-3rd)
 Letterwinners Returning/Lost..... 13/14
 Starters Returning/Lost..... 4/5
 Baseball SID..... Danny Pfrank
 SID Phone..... (812) 237-4159
 SID Email..... danny.pfrank@indstate.edu

PURDUE



March 11-3
 Martin, Tenn.
 Last Meeting: 3-20-09
 First Meeting: 3-20-09
 Streak: PU W1
 All-time vs. PU: 0-1
 In West Lafayette: 0-0
 In Martin: 0-1

Location..... West Lafayette, Ind.
 Founded 1869
 Enrollment..... 39,697
 President France A. Cordova
 Director of Athletics..... Morgan J. Burke
 Nickname..... Boilermakers
 Colors..... Old Gold and Black
 Web Site www.PurdueSports.com
 Conference..... Big Ten
 Home Field..... Lambert Field
 Head Coach Doug Schreiber
 HC Alma Mater..... Purdue, 1986
 HC Career Record 343-328 (12 yrs.)
 HC Record At School..... Same
 2010 Record..... 33-24
 Conference Record/Finish..... 12-12 (T-5th)
 Letterwinners Returning/Lost..... 25/10
 Starters Returning/Lost..... 6/3
 Baseball SID..... Ben Turner
 SID Phone..... (765) 494-3198
 SID Email..... benturner@purdue.edu



OPPONENTS

MEMPHIS



March 15
 Memphis, Tenn.
 Last Meeting: 2-23-10
 First Meeting: 1983
 Streak: UTM W1
 All-time vs. UM: 6-26
 In Memphis: 3-13
 In Martin: 3-8

Location..... Memphis, Tenn.
 Founded1912
 Enrollment.....23,031
 President.....Dr. Shirley Raines
 Director of Athletics.....RC Johnson
 Nickname.....Tigers
 Colors.....Royal Blue and Gray
 Web Site.....www.GoTigersGo.com
 Conference.....Conference USA
 Home Field.....FedEx Park
 Head Coach.....Daron Schoenrock
 HC Alma Mater.....Tennessee Tech, 1984
 HC Career Record147-197 (6 yrs.)
 HC Record At School.....172-249 (8 yrs.)
 2010 Record.....28-30
 Conference Record/Finish.....12-12 (3rd)
 Letterwinners Returning/Lost.....16/14
 Starters Returning/Lost.....6/2
 Baseball SID.....Jason Redd
 SID Phone.....(901) 678-464-
 SID Email.....jredd@memphis.edu

ARKANSAS STATE



March 16
 Jonesboro, Ark.
 Last Meeting: 5-4-10
 First Meeting: 1983
 Streak: ASU W1
 All-time vs. ASU: 15-29-1
 In Jonesboro: 6-13
 In Martin: 9-12

Location..... Jonesboro, Ark.
 Founded1909
 Enrollment.....13,145
 President.....Dr. Robert Potts
 Director of Athletics.....Dr. Dean Lee
 Nickname.....Red Wolves
 Colors.....Scarlet and Black
 Web Site.....www.AStateRedWolves.com
 Conference.....Sun Belt
 Home Field.....Kell Field
 Head Coach.....Tommy Raffo
 HC Alma Mater.....Mississippi State, 1990
 HC Career Record53-58 (2 yrs.)
 HC Record At School.....Same
 2010 Record.....30-28
 Conference Record/Finish.....16-15 (T-6th)
 Letterwinners Returning/Lost.....N/A
 Starters Returning/Lost.....N/A
 Baseball SID.....Van Provence
 SID Phone.....(870) 972-2541
 SID Email.....vprovence@astate.edu

UAB



March 18-20
 Birmingham, Ala.
 Last Meeting: 3-11-09
 First Meeting: 3-14-95
 Streak: UAB W4
 All-time vs. UAB: 0-4
 In Birmingham: 0-3
 In Martin: 0-1

Location..... Birmingham, Ala.
 Founded1969
 Enrollment.....17,543
 President.....Dr. Carol Garrison
 Director of Athletics.....Brian Mackin
 Nickname.....Blazers
 Colors.....Forest Green and Old Gold
 Web Site.....www.UABSports.com
 Conference.....Conference USA
 Home Field.....Jerry D. Young Memorial Field
 Head Coach.....Brian Shoop
 HC Alma Mater.....Malone (Ohio), 1980
 HC Career Record110-118 (4 yrs.)
 HC Record At School.....802-425-1 (21 yrs.)
 2010 Record.....28-25
 Conference Record/Finish.....11-13 (T-5th)
 Letterwinners Returning/Lost.....15/14
 Starters Returning/Lost.....7/4
 Baseball SID.....Tyson Mathews
 SID Phone.....(205) 996-2576
 SID Email.....tmathews@uab.edu

JACKSONVILLE STATE



March 26-27
 Jacksonville, Ala.
 Last Meeting: 3-28-10
 First Meeting: 1972
 Streak: JSU W2
 All-time vs. JSU: 12-46
 In Jacksonville: 5-14
 In Martin: 2-13

Location..... Jacksonville, Ala.
 Founded1882
 Enrollment.....9,504
 President.....Dr. William A. Meehan
 Director of Athletics.....Oval Jaynes
 Nickname.....Gamecocks
 Colors.....Red and White
 Web Site.....www.JSUGamecockSports.com
 Conference.....Ohio Valley
 Home Field.....Rudy Abbott Field
 Head Coach.....Jim Case
 HC Alma Mater.....Louisiana Tech, 1983
 HC Career Record289-235 (9 yrs.)
 HC Record At School.....Same
 2010 Record.....32-26
 Conference Record/Finish.....15-8 (2nd)
 Letterwinners Returning/Lost.....20/10
 Starters Returning/Lost.....3/5
 Baseball SID.....Greg Seitz
 SID Phone.....(256) 782-5279
 SID Email.....gseitz@jsu.edu

VANDERBILT



March 29
 Nashville, Tenn.
 Last Meeting: 3-10-10
 First Meeting: 3-17-93
 Streak: VU W6
 All-time vs. VU: 1-7
 In Nashville: 1-7
 In Martin: 0-0

Location..... Nashville, Tenn.
 Founded1873
 Enrollment.....6,738
 Chancellor.....Nicholas S. Zeppos
 Vice Chancellor, Athletics.....David Williams II
 Nickname.....Commodores
 Colors.....Black and Gold
 Web Site.....www.VUCommodores.com
 Conference.....Southeastern
 Home Field.....Charles Hawkins Field
 Head Coach.....Tim Corbin
 HC Alma Mater.....Ohio Wesleyan, 1984
 HC Career Record428-315 (14 yrs.)
 HC Record At School.....322-177 (8 yrs.)
 2010 Record.....46-20
 Conference Record/Finish.....16-12 (3rd East)
 Letterwinners Returning/Lost.....21/7
 Starters Returning/Lost.....7/2
 Baseball SID.....Kyle Parkinson
 SID Phone.....(615) 343-0020
 SID Email.....kyle.parkinson@vanderbilt.edu

MURRAY STATE



April 2-3
 Martin, Tenn.
 Last Meeting: 4-3-10
 First Meeting: 1983
 Streak: MSU W4
 All-time vs. MSU: 27-55
 In Murray: 12-31
 In Martin: 12-24

Location..... Murray, Ky.
 Founded1922
 Enrollment.....10,078
 President.....Dr. Randy J. Dunn
 Director of Athletics.....Allen Ward
 Nickname.....Thoroughbreds
 Colors.....Navy and Gold
 Web Site.....www.GoRacers.com
 Conference.....Ohio Valley
 Home Field.....Reagan Field
 Head Coach.....Rob McDonald
 HC Alma Mater.....Murray State, 1984
 HC Career Record161-220-2 (7 yrs.)
 HC Record At School.....Same
 2010 Record.....28-28-1
 Conference Record/Finish.....12-8-1 (3rd)
 Letterwinners Returning/Lost.....8/12
 Starters Returning/Lost.....4/5
 Baseball SID.....John Brush
 SID Phone.....(270) 809-7044
 SID Email.....john.brush@murraystate.edu



OPPONENTS

BELMONT



April 6/May 11
Nashville/Martin
Last Meeting: 5-18-10
First Meeting: 1957
Streak: UTM W1
All-time vs. BU: 21-29
In Nashville: 11-17
In Martin: 10-12

Location..... Nashville, Tenn.
Founded 1951
Enrollment..... 5,936
President Dr. Robert C. Fisher
Director of Athletics..... Mike Strickland
Nickname..... Bruins
Colors..... Navy, Red and White
Web Site www.BelmontBruins.com
Conference..... Atlantic Sun
Home Field ES Rose Park
Head Coach David Jarvis
HC Alma Mater..... Arkansas State, 1982
HC Career Record 681-493-1 (22 yrs.)
HC Record At School..... 357-341-1 (13 yrs.)
2010 Record..... 27-27
Conference Record/Finish 13-13 (7th)
Letterwinners Returning/Lost..... 23/4
Starters Returning/Lost..... 6/2
Baseball SID..... Dan Forcella
SID Phone..... (615) 460-8023
SID Email..... dan.forcella@belmont.edu

SIU EDWARDSVILLE



April 9-10
Martin, Tenn.
Last Meeting: 4-11-10
First Meeting: 1972
Streak: UTM W1
All-time vs. SIUE: 6-3
In Edwardsville: 2-1
In Martin: 3-1

Location..... Edwardsville, Ill.
Founded 1957
Enrollment..... 14,107
Chancellor..... Dr. Vaughn Vandegrift
Director of Athletics..... Dr. Bradley Hewitt
Nickname..... Cougars
Colors..... Red and White
Web Site www.SIUECougars.com
Conference..... Ohio Valley (Reclassifying)
Home Field Simmons Cooper Complex
Head Coach Gary Collins
HC Alma Mater..... SIU Edwardsville, 1973
HC Career Record 963-714-7 (32 yrs.)
HC Record At School..... Same
2010 Record..... 14-38
Conference Record/Finish N/A
Letterwinners Returning/Lost..... 17/10
Starters Returning/Lost..... 7/2
Baseball SID..... Joe Pott
SID Phone..... (618) 650-2860
SID Email..... jpott@siue.edu

LIPSCOMB



April 13/April 26
Martin/Nashville
Last Meeting: 4-21-10
First Meeting: 4-3-01
Streak: LU W2
All-time vs. LU: 4-15
In Nashville: 1-8
In Martin: 3-7

Location..... Nashville, Tenn.
Founded 1891
Enrollment..... 3,742
President Dr. L. Randolph Lowry III
Director of Athletics..... Phillip Hutcheson
Nickname..... Bisons
Colors..... Purple and Gold
Web Site www.LipscombSports.com
Conference..... Atlantic Sun
Home Field..... Ken Dugan Field
Head Coach Jeff Forehand
HC Alma Mater..... Belmont, 1989
HC Career Record 315-270-1 (10 yrs.)
HC Record At School..... 104-128 (4 yrs.)
2010 Record..... 19-36
Conference Record/Finish 9-17 (9th)
Letterwinners Returning/Lost..... 18/5
Starters Returning/Lost..... 7/5
Baseball SID..... Trevor Garrett
SID Phone..... (615) 966-5990
SID Email..... trevor.garrett@lipscomb.edu

SOUTHEAST MISSOURI



April 16-17
Cape Girardeau, Mo.
Last Meeting: 4-18-10
First Meeting: 1983
Streak: SEMO W1
All-time vs. SEMO: 18-53-1
In Cape Girardeau: 5-25-1
In Martin: 9-21

Location..... Cape Girardeau, Mo.
Founded 1873
Enrollment..... 10,859
President Dr. Kenneth W. Dobbins
Director of Athletics..... John Shafer
Nickname..... Redhawks
Colors..... Red and Black
Web Site www.GoSoutheast.com
Conference..... Ohio Valley
Home Field Capaha Park
Head Coach Mark Hogan
HC Alma Mater..... Southeast Missouri, 1977
HC Career Record 854-655-3 (29 yrs.)
HC Record At School..... 469-398-1 (16 yrs.)
2010 Record..... 30-25
Conference Record/Finish 13-9 (4th)
Letterwinners Returning/Lost..... 26/4
Starters Returning/Lost..... 8/1
Baseball SID..... Bo Bunton
SID Phone..... (573) 651-2294
SID Email..... rbunton@semo.edu

EASTERN KENTUCKY



April 22-23
Richmond, Ky.
Last Meeting: 4-25-10
First Meeting: 4-2-93
Streak: EKU W2
All-time vs. EKU: 13-40
In Richmond: 6-18
In Martin: 6-20

Location..... Richmond, Ky.
Founded 1906
Enrollment..... 16,200
President Dr. Doug Whitlock
Director of Athletics..... Mark Sandy
Nickname..... Colonels
Colors..... Maroon and White
Web Site www.EKUSports.com
Conference..... Ohio Valley
Home Field Turkey Hughes Field
Head Coach Jason Stein
HC Alma Mater..... Eastern Kentucky, 1997
HC Career Record 55-51 (2 yrs.)
HC Record At School..... Same
2010 Record..... 28-27
Conference Record/Finish 9-12 (6th)
Letterwinners Returning/Lost..... 20/7
Starters Returning/Lost..... 6/3
Baseball SID..... Steve Fohl
SID Phone..... (859) 622-1253
SID Email..... steve.fohl@eku.edu

EASTERN ILLINOIS



April 30-May 1
Martin, Tenn.
Last Meeting: 5-2-10
First Meeting: 3-15-97
Streak: EIU W1
All-time vs. EIU: 12-28
In Charleston: 5-15
In Martin: 7-13

Location..... Charleston, Ill.
Founded 1895
Enrollment..... 11,630
President Dr. William Perry
Director of Athletics..... Barbara Burke
Nickname..... Panthers
Colors..... Blue and Gray
Web Site www.EIUPanthers.com
Conference..... Ohio Valley
Home Field Monier Field
Head Coach Jim Schmitz
HC Alma Mater..... Wilmington College, 1979
HC Career Record 593-584 (23 yrs.)
HC Record At School..... 429-423 (16 yrs.)
2010 Record..... 18-35
Conference Record/Finish 11-12 (5th)
Letterwinners Returning/Lost..... 13/6
Starters Returning/Lost..... 6/2
Baseball SID..... Greg Lautzenheiser
SID Phone..... (217) 581-7020
SID Email..... glautzenheiser@eiu.edu



OPPONENTS

MOREHEAD STATE



May 7-8
 Martin, Tenn.
 Last Meeting: 5-9-10
 First Meeting: 4-3-93
 Streak: MSU W1
 All-time vs. MSU: 12-43
 In Morehead: 5-19
 In Martin: 7-23

Location..... Morehead, Ky.
 Founded 1887
 Enrollment..... 9,025
 President Dr. Wayne D. Andrews
 Director of Athletics..... Brian Hutchinson
 Nickname..... Eagles
 Colors..... Blue and Gold
 Web Site www.MSUEagles.com
 Conference..... Ohio Valley
 Home Field Allen Field
 Head Coach Jay Sorg
 HC Alma Mater..... Morehead State, 1994
 HC Career Record 62-90-1 (3 yrs.)
 HC Record At School Same
 2010 Record..... 24-25-1
 Conference Record/Finish 6-12-1 (7th)
 Letterwinners Returning/Lost..... 14/7
 Starters Returning/Lost..... 5/4
 Baseball SID..... Andrew Goetz
 SID Phone..... (606) 783-5481
 SID Email..... a.goetz@moreheadstate.edu

TENNESSEE TECH



May 14-15
 Cookeville, Tenn.
 Last Meeting: 5-16-10
 First Meeting: 5-1-93
 Streak: UTM W1
 All-time vs. TTU: 20-34
 In Cookeville: 4-20
 In Martin: 16-14

Location..... Cookeville, Tenn.
 Founded 1915
 Enrollment..... 11,538
 President Dr. Robert Bell
 Director of Athletics..... Mark Wilson
 Nickname..... Golden Eagles
 Colors..... Purple and Gold
 Web Site www.TTUSports.com
 Conference..... Ohio Valley
 Home Field Bush Stadium
 Head Coach Matt Bragga
 HC Alma Mater..... Kentucky, 1994
 HC Career Record 317-295-2 (10 yrs.)
 HC Record At School 169-208-2 (7 yrs.)
 2010 Record..... 31-25
 Conference Record/Finish 14-6 (1st)
 Letterwinners Returning/Lost..... 20/7
 Starters Returning/Lost..... 7/2
 Baseball SID..... Kate Nicewicz
 SID Phone..... (931) 372-3293
 SID Email..... knicewicz@tntech.edu

ARKANSAS



May 17
 Fayetteville, Ark.
 Last Meeting: None
 First Meeting: None
 Streak: None
 All-time vs. UA: 0-0
 In Fayetteville: 0-0
 In Martin: 0-0

Location..... Fayetteville, Ark.
 Founded 1871
 Enrollment..... 21,406
 Chancellor..... Dr. G. David Gearhart
 Director of Athletics..... Jeff Long
 Nickname..... Razorbacks
 Colors..... Cardinal and White
 Web Site www.ArkansasRazorbacks.com
 Conference..... Southeastern
 Home Field George Cole Field
 Head Coach Dave Van Horn
 HC Alma Mater..... Arkansas, 1988
 HC Career Record 904-419 (22 yrs.)
 HC Record At School..... 319-179 (8 yrs.)
 2010 Record..... 43-21
 Conference Record/Finish 18-12 (2nd West)
 Letterwinners Returning/Lost..... 13/17
 Starters Returning/Lost..... 4/5
 Baseball SID..... Chad Crunk
 SID Phone..... (479) 575-2753
 SID Email..... mcrunk@uark.edu

AUSTIN PEAY



May 20-21
 Martin, Tenn.
 Last Meeting: 5-22-10
 First Meeting: 1960
 Streak: APSU W3
 All-time vs. APSU: 27-71-2
 In Clarksville: 11-34-1
 In Martin: 13-30-1

Location..... Clarksville, Tenn.
 Founded 1927
 Enrollment..... 10,723
 President Tim Hall
 Director of Athletics..... Dave Loos
 Nickname..... Governors
 Colors..... Red and White
 Web Site www.LetsGoPeay.com
 Conference..... Ohio Valley
 Home Field Raymond C. Hand Park
 Head Coach Gary McClure
 HC Alma Mater..... Austin Peay, 1986
 HC Career Record 678-628-4 (23 yrs.)
 HC Record At School Same
 2010 Record..... 28-25
 Conference Record/Finish 8-13 (8th)
 Letterwinners Returning/Lost..... 14/16
 Starters Returning/Lost..... 4/5
 Baseball SID..... Cody Bush
 SID Phone..... (931) 221-7561
 SID Email..... bushc@apsu.edu

OHIO VALLEY CONFERENCE TOURNAMENT



May 25-29
 Pringles Park - Jackson, Tenn.
 OVC Tournament Appearances: 1
 Last Tournament Appearance: 1996
 All-time in OVC Tournament: 0-2

Pringles Park is located just over 50 miles from the UT Martin campus and is the home of the Jackson Generals, the AA affiliate of Major League Baseball's Seattle Mariners. The OVC Tournament moved to Jackson last year, where No. 2 seed Jacksonville State outlasted the six-team field to claim the championship.



Ohio Valley Conference Location..... Brentwood, Tenn.
 Founded 1948
 Commissioner..... Beth DeBauche
 Web Site www.OVCsports.com
 Baseball SID..... Kyle Schwartz
 SID Phone..... (615) 690-6685
 SID Email..... kschwartz@ovc.org



RETURNING PLAYERS VS. APSU

(min. 1 IP; 3 PA)

#2 Trey Karlen

YEAR	G-GS	AB	R	H	RBI	2B	3B	HR	BB	SB	CS	HBP	SAC	SF	GDP	K	AVG	OBP	SLG
2010	3-3	12	2	4	3	1	1	0	1	0	0	0	0	0	0	2	.333	.385	.583
1 Yr.	3-3	12	2	4	3	1	1	0	1	0	0	0	0	0	0	2	.333	.385	.583

#42 Brendan Lozupone

YEAR	APP	GS	IP	H	R	ER	BB	K	2B	3B	HR	WP	BK	HBP	IBB	W	L	SV	ERA
2009	1	1	4.0	12	6	6	3	2	3	0	3	0	0	0	0	0	0	0	13.50
2010	1	0	4.0	6	2	1	0	2	2	0	1	0	0	0	0	0	0	0	2.25
2 Yrs.	2	1	8.0	18	8	7	3	4	5	0	4	0	0	0	0	0	0	0	7.88

#23 Drew Mason

YEAR	G-GS	AB	R	H	RBI	2B	3B	HR	BB	SB	CS	HBP	SAC	SF	GDP	K	AVG	OBP	SLG
2008	1-1	4	0	2	0	0	0	0	0	0	0	0	0	0	0	0	.500	.500	.500
2009	3-3	8	1	2	3	0	0	0	3	0	0	0	0	0	1	0	.250	.455	.250
2010	3-3	9	0	5	1	0	0	0	1	0	0	0	0	0	1	1	.556	.600	.556
3 Yrs.	7-7	21	1	9	4	0	0	0	4	0	0	0	0	0	2	1	.429	.520	.429

#37 Alec Mills

YEAR	APP	GS	IP	H	R	ER	BB	K	2B	3B	HR	WP	BK	HBP	IBB	W	L	SV	ERA
2010	2	0	2.2	1	2	2	3	0	1	0	0	0	0	0	0	0	0	0	6.75
1 Yr.	2	0	2.2	1	2	2	3	0	1	0	0	0	0	0	0	0	0	0	6.75

#5 Jordan Owen

YEAR	G-GS	AB	R	H	RBI	2B	3B	HR	BB	SB	CS	HBP	SAC	SF	GDP	K	AVG	OBP	SLG
2009	3-3	9	0	2	2	0	0	0	1	0	0	0	0	0	1	2	.222	.300	.222
2010	3-3	10	3	3	5	0	0	3	0	0	1	2	0	0	0	2	.300	.417	1.200
2 Yrs.	6-6	19	3	5	7	0	0	3	1	0	1	2	0	0	1	4	.263	.364	.579

#30 Wes Patterson

YEAR	G-GS	AB	R	H	RBI	2B	3B	HR	BB	SB	CS	HBP	SAC	SF	GDP	K	AVG	OBP	SLG
2008	3-3	12	2	2	1	0	0	1	0	0	0	1	0	0	0	3	.167	.231	.417
2009	3-3	6	1	1	2	1	0	0	3	0	0	1	0	1	1	3	.167	.500	.333
2010	3-3	11	3	4	4	1	0	1	1	0	0	1	0	0	0	3	.364	.462	.727
3 Yrs.	9-9	29	6	7	7	2	0	2	4	0	0	3	0	1	1	9	.241	.389	.517

#1 Adam Stacy

YEAR	G-GS	AB	R	H	RBI	2B	3B	HR	BB	SB	CS	HBP	SAC	SF	GDP	K	AVG	OBP	SLG
2009	0-0	0	0	0	0	0	0	0	0	0	0	0	0	0	0	0	.000	.000	.000
2010	3-3	6	2	1	1	1	0	0	2	0	0	0	1	1	0	2	.167	.333	.333
2 Yrs.	3-3	6	2	1	1	1	0	0	2	0	0	0	1	1	0	2	.167	.333	.333

#14 Cory Stooksbury

YEAR	G-GS	AB	R	H	RBI	2B	3B	HR	BB	SB	CS	HBP	SAC	SF	GDP	K	AVG	OBP	SLG
2010	3-3	9	3	3	0	1	0	0	1	0	0	0	0	0	0	2	.333	.400	.444
1 Yr.	3-3	9	3	3	0	1	0	0	1	0	0	0	0	0	0	2	.333	.400	.444

#4 Cody Terry


YEAR	G-GS	AB	R	H	RBI	2B	3B	HR	BB	SB	CS	HBP	SAC	SF	GDP	K	AVG	OBP	SLG
2008	1-1	3	0	0	0	0	0	0	1	0	0	0	0	0	0	0	.000	.250	.000
2009	3-3	11	2	2	0	0	0	0	0	1	0	0	1	0	0	0	.182	.182	.182
2010	3-3	9	2	2	2	0	0	1	2	0	0	2	0	0	0	2	.222	.462	.556
3 Yrs.	7-7	23	4	4	2	0	0	1	3	1	0	2	1	0	0	2	.174	.321	.304

#31 Dan Tobik

YEAR	APP	GS	IP	H	R	ER	BB	K	2B	3B	HR	WP	BK	HBP	IBB	W	L	SV	ERA
2010	1	1	2.0	4	6	6	5	3	2	0	0	1	1	0	0	0	1	0	27.00
1 Yr.	1	1	2.0	4	6	6	5	3	2	0	0	1	1	0	0	0	1	0	27.00

#7 Jess Trask

YEAR	G-GS	AB	R	H	RBI	2B	3B	HR	BB	SB	CS	HBP	SAC	SF	GDP	K	AVG	OBP	SLG
2009	0-0	0	0	0	0	0	0	0	0	0	0	0	0	0	0	0	.000	.000	.000
2010	3-3	9	0	0	0	0	0	0	0	0	0	0	0	0	1	3	.000	.000	.000
2 Yrs.	3-3	9	0	0	0	0	0	0	0	0	0	0	0	0	1	3	.000	.000	.000



RETURNING PLAYERS VS. EU

(min. 1 IP; 3 PA)

#41 Alex Boshers

YEAR	APP	GS	IP	H	R	ER	BB	K	2B	3B	HR	WP	BK	HBP	IBB	W	L	SV	ERA
2010	1	1	5.1	11	5	4	0	2	3	0	0	1	1	0	0	0	1	0	6.75
1 Yr.	1	1	5.1	11	5	4	0	2	3	0	0	1	1	0	0	0	1	0	6.75

#2 Trey Karlen

YEAR	G-GS	AB	R	H	RBI	2B	3B	HR	BB	SB	CS	HBP	SAC	SF	GDP	K	AVG	OBP	SLG
2010	3-3	10	1	3	0	2	0	0	2	0	0	0	0	0	0	4	.300	.417	.500
1 Yr.	3-3	10	1	3	0	2	0	0	2	0	0	0	0	0	0	4	.300	.417	.500

#42 Brendan Lozupone

YEAR	APP	GS	IP	H	R	ER	BB	K	2B	3B	HR	WP	BK	HBP	IBB	W	L	SV	ERA
2009	1	1	5.0	6	3	3	1	1	1	0	0	0	0	3	0	1	0	0	5.40
2010	0	0	0.0	0	0	0	0	0	0	0	0	0	0	0	0	0	0	0	0.00
2 Yrs.	1	1	5.0	6	3	3	1	1	1	0	0	0	0	3	0	1	0	0	5.40

#23 Drew Mason

YEAR	G-GS	AB	R	H	RBI	2B	3B	HR	BB	SB	CS	HBP	SAC	SF	GDP	K	AVG	OBP	SLG
2008	2-1	4	1	0	0	0	0	0	1	0	0	0	0	0	2	1	.000	.200	.000
2009	3-3	7	0	3	2	1	0	0	1	0	0	0	0	0	0	2	.429	.500	.571
2010	3-3	9	0	2	1	0	0	0	1	0	0	0	0	0	0	3	.222	.300	.222
3 Yrs.	8-7	20	1	5	3	1	0	0	3	0	0	0	0	0	2	6	.250	.348	.300

#37 Alec Mills

YEAR	APP	GS	IP	H	R	ER	BB	K	2B	3B	HR	WP	BK	HBP	IBB	W	L	SV	ERA
2010	1	0	1.2	1	2	0	0	2	0	0	1	0	0	0	0	0	0	0	0.00
1 Yr.	1	0	1.2	1	2	0	0	2	0	0	1	0	0	0	0	0	0	0	0.00

#5 Jordan Owen

YEAR	G-GS	AB	R	H	RBI	2B	3B	HR	BB	SB	CS	HBP	SAC	SF	GDP	K	AVG	OBP	SLG
2009	3-3	10	1	2	0	1	0	0	0	0	0	0	0	0	0	4	.200	.200	.300
2010	3-3	10	1	2	1	0	0	1	0	0	0	1	0	0	1	3	.200	.273	.500
2 Yrs.	6-6	20	2	4	1	1	0	1	0	0	0	1	0	0	1	7	.200	.238	.400

#30 Wes Patterson

YEAR	G-GS	AB	R	H	RBI	2B	3B	HR	BB	SB	CS	HBP	SAC	SF	GDP	K	AVG	OBP	SLG
2008	2-2	7	2	2	3	1	0	1	0	0	0	0	0	0	0	4	.286	.286	.857
2009	3-3	10	0	1	3	1	0	0	1	0	0	0	0	1	0	5	.100	.182	.200
2010	3-3	11	2	1	0	0	0	0	1	0	0	0	0	0	1	5	.091	.167	.091
3 Yrs.	8-8	28	4	4	6	2	0	1	2	0	0	0	0	1	1	14	.143	.200	.321

#1 Adam Stacy

YEAR	G-GS	AB	R	H	RBI	2B	3B	HR	BB	SB	CS	HBP	SAC	SF	GDP	K	AVG	OBP	SLG
2009	2-0	2	2	0	0	0	0	0	1	0	0	0	0	0	0	2	.000	.333	.000
2010	1-0	0	0	0	0	0	0	0	0	0	0	0	0	0	0	0	.000	.000	.000
2 Yrs.	3-0	2	2	0	0	0	0	0	1	0	0	0	0	0	0	2	.000	.333	.000

#14 Cory Stooksbury

YEAR	G-GS	AB	R	H	RBI	2B	3B	HR	BB	SB	CS	HBP	SAC	SF	GDP	K	AVG	OBP	SLG
2010	3-3	9	0	0	0	0	0	0	1	0	0	0	0	0	0	2	.000	.100	.000
1 Yr.	3-3	9	0	0	0	0	0	0	1	0	0	0	0	0	0	2	.000	.100	.000

#4 Cody Terry

YEAR	G-GS	AB	R	H	RBI	2B	3B	HR	BB	SB	CS	HBP	SAC	SF	GDP	K	AVG	OBP	SLG
2008	3-3	9	0	2	0	0	0	0	1	0	0	0	0	0	0	3	.222	.300	.222
2009	3-3	13	3	5	2	1	0	1	1	0	0	0	0	0	0	2	.385	.429	.692
2010	3-3	11	2	3	1	2	0	0	0	0	0	1	0	0	0	0	.273	.333	.455
3 Yrs.	9-9	33	5	10	3	3	0	1	2	0	0	1	0	0	0	5	.303	.361	.485

#31 Dan Tobik

YEAR	APP	GS	IP	H	R	ER	BB	K	2B	3B	HR	WP	BK	HBP	IBB	W	L	SV	ERA
2010	1	0	5.0	4	2	2	1	4	0	0	0	0	0	1	0	0	0	0	3.60
1 Yr.	1	0	5.0	4	2	2	1	4	0	0	0	0	0	1	0	0	0	0	3.60



RETURNING PLAYERS VS. EKV

(min. 1 IP; 3 PA)

#41 Alex Boshers

YEAR	APP	GS	IP	H	R	ER	BB	K	2B	3B	HR	WP	BK	HBP	IBB	W	L	SV	ERA
2010	1	1	6.2	6	4	4	4	2	4	0	0	1	1	3	0	0	1	0	5.40
1 Yr.	1	1	6.2	6	4	4	4	2	4	0	0	1	1	3	0	0	1	0	5.40

#11 Ben Brewer

YEAR	G-GS	AB	R	H	RBI	2B	3B	HR	BB	SB	CS	HBP	SAC	SF	GDP	K	AVG	OBP	SLG
2010	3-3	9	3	2	2	0	1	0	3	0	0	0	0	1	0	2	.222	.385	.444
1 Yr.	3-3	9	3	2	2	0	1	0	3	0	0	0	0	1	0	2	.222	.385	.444

#2 Trey Karlen

YEAR	G-GS	AB	R	H	RBI	2B	3B	HR	BB	SB	CS	HBP	SAC	SF	GDP	K	AVG	OBP	SLG
2010	3-3	11	3	1	2	0	0	1	3	2	0	2	0	0	0	6	.091	.375	.364
1 Yr.	3-3	11	3	1	2	0	0	1	3	2	0	2	0	0	0	6	.091	.375	.364

#42 Brendan Lozupone

YEAR	APP	GS	IP	H	R	ER	BB	K	2B	3B	HR	WP	BK	HBP	IBB	W	L	SV	ERA
2009	1	1	4.1	4	4	3	4	0	2	0	0	0	0	3	0	0	1	0	6.23
2010	1	0	3.0	3	2	2	1	2	1	1	0	0	0	1	0	0	0	0	6.00
2 Yrs.	2	1	7.1	7	6	5	5	2	3	1	0	0	0	4	0	0	1	0	6.14

#23 Drew Mason

YEAR	G-GS	AB	R	H	RBI	2B	3B	HR	BB	SB	CS	HBP	SAC	SF	GDP	K	AVG	OBP	SLG
2008	2-2	7	0	2	1	1	0	0	0	0	0	0	0	0	1	0	.286	.286	.429
2009	3-3	10	1	3	0	1	0	0	0	0	0	1	0	0	0	0	.300	.364	.400
2010	0-0	0	0	0	0	0	0	0	0	0	0	0	0	0	0	0	.000	.000	.000
3 Yrs.	5-5	17	1	5	1	2	0	0	0	0	0	1	0	0	1	0	.294	.333	.412

#37 Alec Mills

YEAR	APP	GS	IP	H	R	ER	BB	K	2B	3B	HR	WP	BK	HBP	IBB	W	L	SV	ERA
2010	1	0	1.0	0	0	0	0	2	0	0	0	0	0	0	0	0	0	0	0.00
1 Yr.	1	0	1.0	0	0	0	0	2	0	0	0	0	0	0	0	0	0	0	0.00

#5 Jordan Owen

YEAR	G-GS	AB	R	H	RBI	2B	3B	HR	BB	SB	CS	HBP	SAC	SF	GDP	K	AVG	OBP	SLG
2009	3-3	12	2	4	0	2	0	0	0	0	0	0	0	0	0	1	.333	.333	.500
2010	3-3	13	4	6	5	1	0	3	0	0	0	0	0	0	0	2	.462	.462	1.231
2 Yrs.	6-6	25	6	10	5	3	0	3	0	0	0	0	0	0	0	3	.400	.400	.880

#30 Wes Patterson

YEAR	G-GS	AB	R	H	RBI	2B	3B	HR	BB	SB	CS	HBP	SAC	SF	GDP	K	AVG	OBP	SLG
2008	3-3	10	1	1	1	0	0	1	1	0	0	0	0	0	1	5	.100	.182	.400
2009	3-3	14	1	4	2	0	1	1	0	0	0	0	0	0	0	3	.286	.286	.643
2010	3-3	12	1	2	2	1	0	0	1	0	0	0	0	0	0	6	.167	.231	.250
3 Yrs.	9-9	36	3	7	5	1	1	2	2	0	0	0	0	0	1	14	.194	.237	.444

#14 Cory Stooksbury

YEAR	G-GS	AB	R	H	RBI	2B	3B	HR	BB	SB	CS	HBP	SAC	SF	GDP	K	AVG	OBP	SLG
2010	3-3	11	3	4	2	0	0	0	0	0	0	1	1	0	0	4	.364	.417	.364
1 Yr.	3-3	11	3	4	2	0	0	0	0	0	0	1	1	0	0	4	.364	.417	.364

#4 Cody Terry

YEAR	G-GS	AB	R	H	RBI	2B	3B	HR	BB	SB	CS	HBP	SAC	SF	GDP	K	AVG	OBP	SLG
2008	1-1	3	0	2	1	1	0	0	0	0	0	0	0	0	0	1	.667	.667	1.000
2009	3-3	12	4	6	3	0	0	0	3	0	0	0	0	0	0	2	.500	.600	.500
2010	3-3	12	3	6	4	1	0	0	2	0	0	0	0	1	0	1	.500	.533	.583
3 Yrs.	7-7	27	7	14	8	2	0	0	5	0	0	0	0	1	0	4	.519	.594	.593

#31 Dan Tobik

YEAR	APP	GS	IP	H	R	ER	BB	K	2B	3B	HR	WP	BK	HBP	IBB	W	L	SV	ERA
2010	1	0	4.0	4	2	2	1	3	1	0	0	0	0	1	0	0	0	1	4.50
1 Yr.	1	0	4.0	4	2	2	1	3	1	0	0	0	0	1	0	0	0	1	4.50



RETURNING PLAYERS VS. JSU

(min. 1 IP; 3 PA)

#11 Ben Brewer

YEAR	G-GS	AB	R	H	RBI	2B	3B	HR	BB	SB	CS	HBP	SAC	SF	GDP	K	AVG	OBP	SLG
2010	3-3	10	1	3	2	0	0	0	2	0	0	0	0	1	0	3	.300	.385	.300
1 Yr.	3-3	10	1	3	2	0	0	0	2	0	0	0	0	1	0	3	.300	.385	.300

#15 Dylan Cupples

YEAR	APP	GS	IP	H	R	ER	BB	K	2B	3B	HR	WP	BK	HBP	IBB	W	L	SV	ERA
2010	1	1	4.0	6	4	4	3	2	0	0	1	0	1	3	0	0	0	0	9.00
1 Yr.	1	1	4.0	6	4	4	3	2	0	0	1	0	1	3	0	0	0	0	9.00

#2 Trey Karlen

YEAR	G-GS	AB	R	H	RBI	2B	3B	HR	BB	SB	CS	HBP	SAC	SF	GDP	K	AVG	OBP	SLG
2010	3-3	14	5	6	3	0	0	2	1	2	0	0	0	0	0	4	.429	.467	.857
1 Yr.	3-3	14	5	6	3	0	0	2	1	2	0	0	0	0	0	4	.429	.467	.857

#42 Brendan Lozupone

YEAR	APP	GS	IP	H	R	ER	BB	K	2B	3B	HR	WP	BK	HBP	IBB	W	L	SV	ERA
2009	1	1	6.1	8	6	3	1	2	0	1	1	1	1	0	0	1	0	0	4.28
2010	0	0	0.0	0	0	0	0	0	0	0	0	0	0	0	0	0	0	0	0.00
2 Yrs.	1	1	6.1	8	6	3	1	2	0	1	1	1	1	0	0	1	0	0	4.28

#23 Drew Mason

YEAR	G-GS	AB	R	H	RBI	2B	3B	HR	BB	SB	CS	HBP	SAC	SF	GDP	K	AVG	OBP	SLG
2008	0-0	0	0	0	0	0	0	0	0	0	0	0	0	0	0	0	.000	.000	.000
2009	3-3	9	3	2	2	0	0	0	1	0	0	0	0	0	1	1	.222	.300	.222
2010	2-0	2	0	0	1	0	0	0	0	0	0	0	0	0	0	1	.000	.000	.000
3 Yrs.	5-3	11	3	2	3	0	0	0	1	0	0	0	0	0	1	2	.182	.250	.182

#37 Alec Mills

YEAR	APP	GS	IP	H	R	ER	BB	K	2B	3B	HR	WP	BK	HBP	IBB	W	L	SV	ERA
2010	2	0	5.0	6	4	4	0	4	1	0	3	0	0	0	0	0	1	0	7.20
1 Yr.	2	0	5.0	6	4	4	0	4	1	0	3	0	0	0	0	0	1	0	7.20

#5 Jordan Owen

YEAR	G-GS	AB	R	H	RBI	2B	3B	HR	BB	SB	CS	HBP	SAC	SF	GDP	K	AVG	OBP	SLG
2009	3-3	9	4	3	5	0	0	1	1	1	0	0	0	1	0	0	.333	.400	.667
2010	3-3	14	4	10	5	2	0	2	0	0	0	0	0	0	0	2	.714	.714	1.286
2 Yrs.	6-6	23	8	13	10	2	0	3	1	1	0	0	0	1	0	2	.565	.583	.913

#30 Wes Patterson

YEAR	G-GS	AB	R	H	RBI	2B	3B	HR	BB	SB	CS	HBP	SAC	SF	GDP	K	AVG	OBP	SLG
2008	2-2	7	1	2	0	0	0	0	0	0	0	0	0	0	0	4	.286	.286	.286
2009	3-3	11	3	7	2	0	0	0	3	0	0	0	0	0	0	0	.636	.714	.636
2010	3-3	11	3	4	1	1	0	0	3	0	0	0	0	0	0	3	.364	.500	.455
3 Yrs.	8-8	29	7	13	3	1	0	0	6	0	0	0	0	0	0	7	.448	.543	.483

#14 Cory Stooksbury

YEAR	G-GS	AB	R	H	RBI	2B	3B	HR	BB	SB	CS	HBP	SAC	SF	GDP	K	AVG	OBP	SLG
2010	3-3	8	1	1	2	0	0	1	2	0	0	0	1	0	0	5	.125	.300	.500
1 Yr.	3-3	8	1	1	2	0	0	1	2	0	0	0	1	0	0	5	.125	.300	.500

#4 Cody Terry

YEAR	G-GS	AB	R	H	RBI	2B	3B	HR	BB	SB	CS	HBP	SAC	SF	GDP	K	AVG	OBP	SLG
2008	2-1	5	2	2	2	1	0	1	0	0	0	1	0	0	1	1	.400	.500	1.200
2009	3-3	13	4	4	5	1	0	0	0	0	0	0	0	2	1	1	.308	.308	.385
2010	3-3	14	2	4	3	0	0	1	0	0	0	0	0	0	0	1	.286	.286	.500
3 Yrs.	8-7	32	8	10	10	2	0	2	0	0	0	1	0	2	2	3	.313	.333	.563

#31 Dan Tobik

YEAR	APP	GS	IP	H	R	ER	BB	K	2B	3B	HR	WP	BK	HBP	IBB	W	L	SV	ERA
2010	1	1	2.1	3	5	4	3	0	1	0	0	0	0	1	0	0	0	0	15.43
1 Yr.	1	1	2.1	3	5	4	3	0	1	0	0	0	0	1	0	0	0	0	15.43

#17 Matt Young

YEAR	G-GS	AB	R	H	RBI	2B	3B	HR	BB	SB	CS	HBP	SAC	SF	GDP	K	AVG	OBP	SLG
2010	2-1	4	0	1	0	0	0	0	0	0	0	0	0	0	0	3	.250	.250	.250
1 Yr.	2-1	4	0	1	0	0	0	0	0	0	0	0	0	0	0	3	.250	.250	.250



RETURNING PLAYERS VS. MOREHEAD

(min. 1 IP; 3 PA)

YEAR	APP	GS	IP	H	R	ER	BB	#41 Alex Boshers			HR	WP	BK	HBP	IBB	W	L	SV	ERA
								K	2B	3B									
2010	1	1	4.0	10	7	6	2	1	2	0	0	0	1	0	0	0	0	0	13.50
1 Yr.	1	1	4.0	10	7	6	2	1	2	0	0	0	1	0	0	0	0	0	13.50

YEAR	G-GS	AB	R	H	RBI	2B	3B	HR	#11 Ben Brewer			HBP	SAC	SF	GDP	K	AVG	OBP	SLG
									BB	SB	CS								
2010	3-2	8	1	0	0	0	0	0	0	0	0	0	0	0	0	0	.000	.200	.000
1 Yr.	3-2	8	1	0	0	0	0	0	0	0	0	0	0	0	0	0	.000	.200	.000

YEAR	G-GS	AB	R	H	RBI	2B	3B	HR	#2 Trey Karlen			HBP	SAC	SF	GDP	K	AVG	OBP	SLG
									BB	SB	CS								
2010	3-3	14	6	7	5	3	0	1	2	1	0	0	0	0	5	.500	.563	.929	
1 Yr.	3-3	14	6	7	5	3	0	1	2	1	0	0	0	0	5	.500	.563	.929	

YEAR	APP	GS	IP	H	R	ER	BB	#42 Brendan Lozupone			HR	WP	BK	HBP	IBB	W	L	SV	ERA
								K	2B	3B									
2009	1	1	5.0	8	5	5	1	1	1	0	3	0	0	0	0	0	0	0	9.00
2010	1	1	5.0	8	6	6	0	2	0	1	0	1	0	2	0	0	0	0	10.80
2 Yrs.	2	2	10.0	16	11	11	1	3	1	1	3	1	0	2	0	0	0	0	9.90

YEAR	G-GS	AB	R	H	RBI	2B	3B	HR	#23 Drew Mason			HBP	SAC	SF	GDP	K	AVG	OBP	SLG
									BB	SB	CS								
2008	3-2	6	1	2	0	0	0	0	2	0	0	0	0	0	0	.333	.500	.333	
2009	2-2	7	0	1	1	0	0	0	1	0	0	0	0	2	2	.143	.250	.143	
2010	2-1	4	1	1	0	0	0	0	1	0	0	0	0	0	0	.250	.400	.250	
3 Yrs.	7-5	17	2	4	1	0	0	0	4	0	0	0	0	2	2	.235	.381	.235	

YEAR	G-GS	AB	R	H	RBI	2B	3B	HR	#27 Matt Milligan			HBP	SAC	SF	GDP	K	AVG	OBP	SLG
									BB	SB	CS								
2009	2-1	4	0	0	0	0	0	0	0	0	0	0	0	2	1	.000	.000	.000	
2010	---	-	-	-	-	-	-	-	-	-	-	-	-	-	-	---	---	---	
1 Yr.	2-1	4	0	0	0	0	0	0	0	0	0	0	0	2	1	.000	.000	.000	

YEAR	APP	GS	IP	H	R	ER	BB	#37 Alec Mills			HR	WP	BK	HBP	IBB	W	L	SV	ERA
								K	2B	3B									
2010	2	0	3.0	5	3	2	1	2	1	0	0	0	1	0	0	1	0	0	6.00
1 Yr.	2	0	3.0	5	3	2	1	2	1	0	0	0	1	0	0	1	0	0	6.00

YEAR	G-GS	AB	R	H	RBI	2B	3B	HR	#5 Jordan Owen			HBP	SAC	SF	GDP	K	AVG	OBP	SLG
									BB	SB	CS								
2009	2-2	6	1	1	1	0	0	1	1	0	0	0	0	0	2	.167	.286	.667	
2010	3-3	15	1	4	6	1	0	1	0	0	0	0	0	4	4	.267	.267	.533	
2 Yrs.	5-5	21	2	5	7	1	0	2	1	0	0	0	0	6	6	.238	.273	.571	

YEAR	G-GS	AB	R	H	RBI	2B	3B	HR	#30 Wes Patterson			HBP	SAC	SF	GDP	K	AVG	OBP	SLG
									BB	SB	CS								
2008	3-3	10	4	3	5	0	0	2	1	0	0	2	0	1	1	.300	.461	1.100	
2009	3-3	7	2	3	2	1	0	0	1	0	0	1	0	2	0	.429	.556	.571	
2010	3-3	12	4	8	8	1	0	2	3	0	0	0	0	1	1	.667	.733	1.250	
3 Yrs.	9-9	29	10	14	15	2	0	4	5	0	0	3	0	3	1	.483	.595	.966	

YEAR	G-GS	AB	R	H	RBI	2B	3B	HR	#14 Cory Stooksbury			HBP	SAC	SF	GDP	K	AVG	OBP	SLG
									BB	SB	CS								
2010	3-3	13	4	4	0	1	0	0	0	1	0	0	1	0	4	.308	.308	.385	
1 Yr.	3-3	13	4	4	0	1	0	0	0	1	0	0	1	0	4	.308	.308	.385	

YEAR	G-GS	AB	R	H	RBI	2B	3B	HR	#4 Cody Terry			HBP	SAC	SF	GDP	K	AVG	OBP	SLG
									BB	SB	CS								
2008	3-2	10	2	6	6	0	0	1	0	1	0	0	0	0	0	.600	.600	.900	
2009	3-3	11	3	3	0	1	0	0	0	0	0	2	0	1	2	.273	.385	.364	
2010	3-3	13	4	7	8	1	0	1	0	0	0	1	0	2	0	.538	.500	.846	
3 Yrs.	9-8	34	9	16	14	2	0	2	0	1	0	3	0	2	1	.471	.514	.706	

YEAR	APP	GS	IP	H	R	ER	BB	#31 Dan Tobik			HR	WP	BK	HBP	IBB	W	L	SV	ERA
								K	2B	3B									
2010	1	0	4.0	3	0	0	0	2	2	0	0	0	0	0	1	0	0	0.00	
1 Yr.	1	0	4.0	3	0	0	0	2	2	0	0	0	0	0	1	0	0	0.00	

YEAR	G-GS	AB	R	H	RBI	2B	3B	HR	#7 Jess Trask			HBP	SAC	SF	GDP	K	AVG	OBP	SLG
									BB	SB	CS								
2009	2-1	4	1	2	1	0	0	1	0	0	0	0	0	0	1	.500	.500	1.250	
2010	1-0	1	0	0	0	0	0	0	0	0	0	0	0	0	0	.000	.000	.000	
2 Yrs.	3-1	5	1	2	1	0	0	1	0	0	0	0	0	0	1	.400	.400	1.000	

YEAR	G-GS	AB	R	H	RBI	2B	3B	HR	#17 Matt Young			HBP	SAC	SF	GDP	K	AVG	OBP	SLG
									BB	SB	CS								
2010	3-3	9	6	4	3	1	0	1	2	0	0	1	0	1	0	.444	.538	.889	
1 Yr.	3-3	9	6	4	3	1	0	1	2	0	0	1	0	1	0	.444	.538	.889	



RETURNING PLAYERS VS. MURRAY

(min. 1 IP; 3 PA)

#41 Alex Boshers

YEAR	APP	GS	IP	H	R	ER	BB	K	2B	3B	HR	WP	BK	HBP	IBB	W	L	SV	ERA
2010	1	1	3.2	7	5	5	3	5	0	0	1	0	0	0	0	0	1	0	12.27
1 Yr.	1	1	3.2	7	5	5	3	5	0	0	1	0	0	0	0	0	1	0	12.27

#11 Ben Brewer

YEAR	G-GS	AB	R	H	RBI	2B	3B	HR	BB	SB	CS	HBP	SAC	SF	GDP	K	AVG	OBP	SLG
2010	3-3	11	2	3	0	0	0	0	1	0	0	0	0	0	0	3	.273	.333	.273
1 Yr.	3-3	11	2	3	0	0	0	0	1	0	0	0	0	0	0	3	.273	.333	.273

#2 Trey Karlen

YEAR	G-GS	AB	R	H	RBI	2B	3B	HR	BB	SB	CS	HBP	SAC	SF	GDP	K	AVG	OBP	SLG
2010	3-3	12	3	4	1	0	0	1	0	2	0	0	0	0	0	1	.333	.333	.583
1 Yr.	3-3	12	3	4	1	0	0	1	0	2	0	0	0	0	0	1	.333	.333	.583

#42 Brendan Lozupone

YEAR	APP	GS	IP	H	R	ER	BB	K	2B	3B	HR	WP	BK	HBP	IBB	W	L	SV	ERA
2009	1	1	4.2	11	10	7	1	0	3	0	1	1	0	0	0	0	1	0	13.50
2010	1	1	3.0	8	6	6	4	4	3	0	0	0	0	0	0	0	1	0	18.00
2 Yrs.	2	2	7.2	19	16	13	5	4	6	0	1	1	0	0	0	0	2	0	15.26

#23 Drew Mason

YEAR	G-GS	AB	R	H	RBI	2B	3B	HR	BB	SB	CS	HBP	SAC	SF	GDP	K	AVG	OBP	SLG
2008	3-3	9	1	1	0	0	0	0	1	0	0	0	0	0	3	1	.111	.200	.111
2009	3-2	6	0	1	0	0	0	0	0	0	0	0	0	0	0	1	.167	.167	.167
2010	3-3	11	1	1	1	0	0	1	0	0	0	0	0	0	1	1	.091	.091	.364
3 Yrs.	9-8	26	2	3	1	0	0	1	1	0	0	0	0	0	4	3	.115	.148	.231

#37 Alec Mills

YEAR	APP	GS	IP	H	R	ER	BB	K	2B	3B	HR	WP	BK	HBP	IBB	W	L	SV	ERA
2010	1	0	1.0	4	4	4	2	2	0	0	1	0	0	1	0	0	0	0	36.00
1 Yr.	1	0	1.0	4	4	4	2	2	0	0	1	0	0	1	0	0	0	0	36.00

#5 Jordan Owen

YEAR	G-GS	AB	R	H	RBI	2B	3B	HR	BB	SB	CS	HBP	SAC	SF	GDP	K	AVG	OBP	SLG
2009	3-3	8	0	2	1	1	0	0	0	0	0	0	0	1	0	0	.250	.250	.375
2010	3-3	11	1	2	2	0	0	1	0	0	0	0	0	0	0	3	.182	.182	.455
2 Yrs.	6-6	19	1	4	3	1	0	1	0	0	0	0	0	1	0	3	.211	.211	.421

#30 Wes Patterson

YEAR	G-GS	AB	R	H	RBI	2B	3B	HR	BB	SB	CS	HBP	SAC	SF	GDP	K	AVG	OBP	SLG
2008	3-3	8	1	4	1	0	0	1	0	0	0	2	0	0	0	2	.500	.600	.875
2009	3-3	9	0	2	0	1	0	0	0	0	0	0	0	0	0	7	.222	.222	.333
2010	0-0	0	0	0	0	0	0	0	0	0	0	0	0	0	0	0	.000	.000	.000
3 Yrs.	6-6	17	1	6	1	1	0	1	0	0	0	2	0	0	0	9	.353	.421	.588

#1 Adam Stacy

YEAR	G-GS	AB	R	H	RBI	2B	3B	HR	BB	SB	CS	HBP	SAC	SF	GDP	K	AVG	OBP	SLG
2009	1-0	1	0	0	0	0	0	0	0	0	0	0	0	0	1	0	.000	.000	.000
2010	3-2	7	0	1	1	0	0	0	1	0	0	0	0	0	0	2	.143	.250	.143
2 Yrs.	4=2	8	0	1	1	0	0	0	1	0	0	0	0	0	1	2	.125	.222	.125

#14 Cory Stooksbury

YEAR	G-GS	AB	R	H	RBI	2B	3B	HR	BB	SB	CS	HBP	SAC	SF	GDP	K	AVG	OBP	SLG
2010	3-3	10	0	4	1	0	0	0	0	0	0	0	0	0	0	3	.400	.400	.400
1 Yr.	3-3	10	0	4	1	0	0	0	0	0	0	0	0	0	0	3	.400	.400	.400

#4 Cody Terry

YEAR	G-GS	AB	R	H	RBI	2B	3B	HR	BB	SB	CS	HBP	SAC	SF	GDP	K	AVG	OBP	SLG
2008	2-1	3	0	0	0	0	0	0	0	0	0	0	0	0	0	1	.000	.000	.000
2009	3-3	10	2	3	1	1	0	0	0	0	0	0	0	1	0	2	.300	.300	.400
2010	3-3	10	2	2	1	1	0	1	2	0	0	0	0	0	0	0	.200	.333	.600
3 Yrs.	8-7	23	4	5	2	2	0	1	2	0	0	0	0	1	0	3	.217	.280	.435

#31 Dan Tobik

YEAR	APP	GS	IP	H	R	ER	BB	K	2B	3B	HR	WP	BK	HBP	IBB	W	L	SV	ERA
2010	1	0	2.0	1	0	0	0	2	0	0	0	1	0	0	0	0	0	0	0.00
1 Yr.	1	0	2.0	1	0	0	0	2	0	0	0	1	0	0	0	0	0	0	0.00



RETURNING PLAYERS VS. SEMO

(min. 1 IP; 3 PA)

#41 Alex Boshers

YEAR	APP	GS	IP	H	R	ER	BB	K	2B	3B	HR	WP	BK	HBP	IBB	W	L	SV	ERA
2010	1	1	5.0	10	4	4	1	3	1	0	1	0	1	1	0	1	0	0	7.20
1 Yr.	1	1	5.0	10	4	4	1	3	1	0	1	0	1	1	0	1	0	0	7.20

#2 Trey Karlen

YEAR	G-GS	AB	R	H	RBI	2B	3B	HR	BB	SB	CS	HBP	SAC	SF	GDP	K	AVG	OBP	SLG
2010	3-3	11	2	2	1	1	0	0	1	1	0	1	0	0	0	5	.182	.308	.273
1 Yr.	3-3	11	2	2	1	1	0	0	1	1	0	1	0	0	0	5	.182	.308	.273

#42 Brendan Lozupone

YEAR	APP	GS	IP	H	R	ER	BB	K	2B	3B	HR	WP	BK	HBP	IBB	W	L	SV	ERA
2009	1	1	1.1	4	7	7	3	0	0	0	2	1	0	1	0	0	1	0	47.25
2010	1	1	3.2	7	4	4	3	0	0	0	1	0	0	1	0	0	1	0	9.82
2 Yrs.	2	2	5.0	11	11	11	6	0	0	0	3	1	0	2	0	0	2	0	19.80

#23 Drew Mason

YEAR	G-GS	AB	R	H	RBI	2B	3B	HR	BB	SB	CS	HBP	SAC	SF	GDP	K	AVG	OBP	SLG
2008	1-1	3	0	2	0	1	0	0	0	0	0	0	0	0	0	0	.667	.667	1.000
2009	3-3	9	1	3	1	0	0	0	0	0	0	0	0	1	1	3	.333	.333	.333
2010	3-3	9	0	2	1	1	0	0	1	0	0	0	0	0	0	1	.222	.300	.333
3 Yrs.	7-7	21	1	7	2	2	0	0	1	0	0	0	0	1	1	4	.333	.364	.429

#37 Alec Mills

YEAR	APP	GS	IP	H	R	ER	BB	K	2B	3B	HR	WP	BK	HBP	IBB	W	L	SV	ERA
2010	1	0	1.0	4	5	5	0	1	0	0	0	0	0	2	0	0	0	0	45.00
1 Yr.	1	0	1.0	4	5	5	0	1	0	0	0	0	0	2	0	0	0	0	45.00

#5 Jordan Owen

YEAR	G-GS	AB	R	H	RBI	2B	3B	HR	BB	SB	CS	HBP	SAC	SF	GDP	K	AVG	OBP	SLG
2009	3-3	12	5	7	8	2	0	2	0	0	0	0	0	0	1	1	.583	.583	1.250
2010	3-3	8	3	4	6	1	0	2	2	0	0	0	0	2	0	2	.500	.500	1.375
2 Yrs.	6-6	20	8	11	14	3	0	4	2	0	0	0	0	2	1	3	.550	.591	1.300

#30 Wes Patterson

YEAR	G-GS	AB	R	H	RBI	2B	3B	HR	BB	SB	CS	HBP	SAC	SF	GDP	K	AVG	OBP	SLG
2008	0-0	0	0	0	0	0	0	0	0	0	0	0	0	0	0	0	.000	.000	.000
2009	3-3	10	3	2	3	0	0	1	4	0	0	0	0	0	1	2	.200	.429	.500
2010	3-3	11	3	6	4	1	0	1	1	0	0	0	0	0	0	1	.545	.583	.909
3 Yrs.	6-6	21	6	8	7	1	0	2	5	0	0	0	0	0	1	3	.381	.500	.714

#14 Cory Stooksbury

YEAR	G-GS	AB	R	H	RBI	2B	3B	HR	BB	SB	CS	HBP	SAC	SF	GDP	K	AVG	OBP	SLG
2010	3-3	9	0	2	0	0	0	0	1	0	0	0	0	0	0	1	.222	.300	.222
1 Yr.	3-3	9	0	2	0	0	0	0	1	0	0	0	0	0	0	1	.222	.300	.222

#4 Cody Terry

YEAR	G-GS	AB	R	H	RBI	2B	3B	HR	BB	SB	CS	HBP	SAC	SF	GDP	K	AVG	OBP	SLG
2008	0-0	0	0	0	0	0	0	0	0	0	0	0	0	0	0	0	.000	.000	.000
2009	3-3	14	0	3	1	1	0	0	0	0	0	1	0	0	0	3	.214	.267	.286
2010	3-3	12	5	5	2	0	0	0	0	1	0	0	0	1	0	1	.417	.417	.417
3 Yrs.	6-6	26	5	8	3	1	0	0	0	1	0	1	0	1	0	4	.308	.333	.346

#31 Dan Tobik

YEAR	APP	GS	IP	H	R	ER	BB	K	2B	3B	HR	WP	BK	HBP	IBB	W	L	SV	ERA
2010	1	0	4.0	2	0	0	1	1	0	0	0	0	0	0	0	0	0	1	0.00
1 Yr.	1	0	4.0	2	0	0	1	1	0	0	0	0	0	0	0	0	0	1	0.00



RETURNING PLAYERS VS. TTU

(min. 1 IP; 3 PA)

#41 Alex Boshers

YEAR	APP	GS	IP	H	R	ER	BB	K	2B	3B	HR	WP	BK	HBP	IBB	W	L	SV	ERA
2010	1	1	4.1	8	5	5	1	1	1	0	1	0	0	1	0	0	0	0	10.38
1 Yr.	1	1	4.1	8	5	5	1	1	1	0	1	0	0	1	0	0	0	0	10.38

#2 Trey Karlen

YEAR	G-GS	AB	R	H	RBI	2B	3B	HR	BB	SB	CS	HBP	SAC	SF	GDP	K	AVG	OBP	SLG
2010	3-3	16	1	3	2	1	0	1	0	0	1	0	0	0	0	3	.188	.188	.438
1 Yr.	3-3	16	1	3	2	1	0	1	0	0	1	0	0	0	0	3	.188	.188	.438

#42 Brendan Lozupone

YEAR	APP	GS	IP	H	R	ER	BB	K	2B	3B	HR	WP	BK	HBP	IBB	W	L	SV	ERA
2009	1	1	5.0	10	4	4	4	4	0	0	1	0	0	0	0	1	0	0	7.20
2010	1	1	1.2	5	4	4	1	1	0	0	0	0	0	2	0	0	0	0	21.60
2 Yrs.	2	2	6.2	15	8	8	5	5	0	0	1	0	0	2	0	1	0	0	10.80

#23 Drew Mason

YEAR	G-GS	AB	R	H	RBI	2B	3B	HR	BB	SB	CS	HBP	SAC	SF	GDP	K	AVG	OBP	SLG
2008	2-1	1	0	1	0	0	0	0	1	0	0	1	0	0	0	0	1.000	1.000	1.000
2009	3-3	9	2	4	6	0	0	1	3	0	1	0	0	0	0	1	.444	.583	.778
2010	3-3	10	2	2	1	0	0	0	3	0	0	0	0	0	0	1	.200	.385	.200
3 Yrs.	8-7	20	4	7	7	0	0	1	6	0	1	1	0	0	0	2	.350	.519	.500

#37 Alec Mills

YEAR	APP	GS	IP	H	R	ER	BB	K	2B	3B	HR	WP	BK	HBP	IBB	W	L	SV	ERA
2010	2	0	4.2	7	4	2	3	7	3	0	0	0	0	2	1	0	0	0	3.86
1 Yr.	2	0	4.2	7	4	2	3	7	3	0	0	0	0	2	1	0	0	0	3.86

#5 Jordan Owen

YEAR	G-GS	AB	R	H	RBI	2B	3B	HR	BB	SB	CS	HBP	SAC	SF	GDP	K	AVG	OBP	SLG
2009	3-3	8	0	3	2	1	0	0	1	0	1	1	0	1	0	3	.375	.455	.500
2010	3-3	12	2	4	2	0	0	1	1	0	0	1	0	0	0	6	.333	.429	.583
2 Yrs.	6-6	20	2	7	4	1	0	1	2	0	1	2	0	1	0	9	.350	.458	.550

#30 Wes Patterson

YEAR	G-GS	AB	R	H	RBI	2B	3B	HR	BB	SB	CS	HBP	SAC	SF	GDP	K	AVG	OBP	SLG
2008	3-3	9	0	2	1	0	0	0	1	0	0	0	0	0	0	1	.222	.300	.222
2009	3-3	10	4	3	5	1	0	2	2	0	0	0	0	0	0	1	.300	.417	1.000
2010	3-3	10	2	4	3	2	0	0	2	0	0	0	0	0	0	2	.400	.500	.600
3 Yrs.	9-9	29	6	9	9	3	0	2	5	0	0	0	0	0	0	4	.310	.412	.621

#14 Cory Stooksbury

YEAR	G-GS	AB	R	H	RBI	2B	3B	HR	BB	SB	CS	HBP	SAC	SF	GDP	K	AVG	OBP	SLG
2010	3-3	12	4	3	2	0	0	0	1	0	0	0	1	0	0	3	.250	.308	.250
1 Yr.	3-3	12	4	3	2	0	0	0	1	0	0	0	1	0	0	3	.250	.308	.250

#4 Cody Terry

YEAR	G-GS	AB	R	H	RBI	2B	3B	HR	BB	SB	CS	HBP	SAC	SF	GDP	K	AVG	OBP	SLG
2008	3-3	8	0	1	0	0	0	0	0	0	0	0	1	0	0	0	.125	.125	.125
2009	3-3	14	4	4	3	0	0	1	0	0	0	0	0	0	0	2	.286	.286	.500
2010	3-3	14	2	5	2	1	0	0	1	0	0	0	0	0	0	2	.357	.400	.429
3 Yrs.	9-9	36	6	10	5	1	0	1	1	0	0	0	1	0	0	4	.278	.297	.389

#31 Dan Tobik

YEAR	APP	GS	IP	H	R	ER	BB	K	2B	3B	HR	WP	BK	HBP	IBB	W	L	SV	ERA
2010	1	0	4.2	6	1	0	1	5	3	0	0	1	0	0	0	0	0	0	0.00
1 Yr.	1	0	4.2	6	1	0	1	5	3	0	0	1	0	0	0	0	0	0	0.00

#7 Jess Trask

YEAR	G-GS	AB	R	H	RBI	2B	3B	HR	BB	SB	CS	HBP	SAC	SF	GDP	K	AVG	OBP	SLG
2009	1-0	2	0	0	0	0	0	0	0	0	0	0	0	0	0	1	.000	.000	.000
2010	1-0	3	0	0	0	0	0	0	0	0	0	0	0	0	0	2	.000	.000	.000
2 Yrs.	2-0	5	0	0	0	0	0	0	0	0	0	0	0	0	0	3	.000	.000	.000

#17 Matt Young

YEAR	G-GS	AB	R	H	RBI	2B	3B	HR	BB	SB	CS	HBP	SAC	SF	GDP	K	AVG	OBP	SLG
2010	3-3	11	2	3	4	0	0	1	3	0	0	0	0	0	0	6	.273	.429	.545
1 Yr.	3-3	11	2	3	4	0	0	1	3	0	0	0	0	0	0	6	.273	.429	.545



OVC COMPOSITE SCHEDULE

Friday, February 18

Murray State at UNC Asheville, 1:00 p.m.
 Valparaiso at Austin Peay, 3:00 p.m.
 Morehead State at Western Carolina, 3:00 p.m.
 Eastern Illinois at Southern Miss, 4:00 p.m.
 Eastern Kentucky at Pepperdine, 4:00 p.m.
 Southeast Missouri at Louisiana-Lafayette, 6:00 p.m.
 SIU Edwardsville at Central Arkansas, 6:00 p.m.
 UT Martin at South Alabama, 6:00 p.m.

Saturday, February 19

Tennessee Tech vs. Virginia Tech (Myrtle Beach, S.C.)
 Murray State at UNC Asheville, 12:00 p.m.
 Valparaiso at Austin Peay, 1:00 p.m.
 Eastern Illinois at Southern Miss, 1:00 p.m.
 Morehead State at Western Carolina, 1:00 p.m.
 Southeast Missouri at Louisiana-Lafayette, 2:00 p.m.
 SIU Edwardsville at Central Arkansas, 2:00 p.m.
 Tennessee Tech at Coastal Carolina, 2:00 p.m.
 UT Martin at South Alabama, 2:00 p.m.
 Eastern Kentucky at Pepperdine, 3:00 p.m.

Sunday, February 20

Tennessee Tech vs. Boston College, 10:00 a.m.
 Valparaiso at Austin Peay, 12:00 p.m.
 Murray State at UNC Asheville, 12:00 p.m.
 Eastern Illinois at Southern Miss, 1:00 p.m.
 Morehead State at Western Carolina, 1:00 p.m.
 Southeast Missouri at Louisiana-Lafayette, 1:00 p.m.
 SIU Edwardsville at Central Arkansas, 1:00 p.m.
 UT Martin at South Alabama, 1:00 p.m.
 Eastern Kentucky at Pepperdine, 3:00 p.m.

Tuesday, February 22

Kentucky at Morehead State, 1:00 p.m.
 UT Martin at Southern Illinois, 2:00 p.m.
 Jacksonville State at Auburn, 3:00 p.m.
 Murray State at Arkansas State, 3:00 p.m.
 Harris-Stowe at Southeast Missouri, 4:00 p.m.

Wednesday, February 23

Kennesaw State at Jacksonville State, 3:00 p.m.
 Middle Tennessee at Tennessee Tech, 3:00 p.m.

Friday, February 25

Purdue at Morehead State, 2:00 p.m.
 Bowling Green at Murray State, 2:00 p.m.
 Indiana State at UT Martin, 2:00 p.m.
 Illinois State at Austin Peay, 3:00 p.m.
 Eastern Illinois at Central Arkansas, 3:00 p.m.
 Jacksonville State at Middle Tennessee, 3:00 p.m.
 Ball State at Southeast Missouri, 3:00 p.m.
 SIU Edwardsville at Oral Roberts, 3:00 p.m.
 Eastern Michigan at Tennessee Tech, 3:00 p.m.

Saturday, February 26

Penn State at Eastern Kentucky (2), 10:00 a.m.
 Purdue at Morehead State (2), 12:00 p.m.
 Indiana State at UT Martin, 12:00 p.m.
 Bowling Green at Murray State, 1:00 p.m.
 Ball State at Southeast Missouri, 1:00 p.m.
 Eastern Illinois at Central Arkansas, 2:00 p.m.
 Jacksonville State at Middle Tennessee, 2:00 p.m.
 SIU Edwardsville at Oral Roberts, 2:00 p.m.
 Eastern Michigan at Tennessee Tech, 2:00 p.m.
 Milwaukee at Austin Peay, 2:30 p.m.

Sunday, February 27

Penn State at Eastern Kentucky, 11:00 a.m.
 Purdue at Morehead State, 12:00 p.m.
 Indiana State at UT Martin, 12:00 p.m.
 Eastern Illinois at Central Arkansas, 1:00 p.m.
 Jacksonville State at Middle Tennessee, 1:00 p.m.
 Bowling Green at Murray State, 1:00 p.m.
 Ball State at Southeast Missouri, 1:00 p.m.
 SIU Edwardsville at Oral Roberts, 1:00 p.m.
 Eastern Michigan at Tennessee Tech, 1:00 p.m.
 Milwaukee at Austin Peay, 2:30 p.m.

Tuesday, March 1

Western Carolina at Eastern Kentucky, 1:00 p.m.
 Morehead State at Louisville, 2:00 p.m.
 Central Arkansas at Southeast Missouri, 2:00 p.m.

Jacksonville State at UAB, 3:00 p.m.
 Tennessee Tech at Belmont, 4:00 p.m.
 Evansville at UT Martin, 4:00 p.m.
 Austin Peay at Ole Miss, 6:30 p.m.

Wednesday, March 2

Western Carolina at Eastern Kentucky, 1:00 p.m.
 Arkansas State at Murray State, 2:00 p.m.
 Central Arkansas at Southeast Missouri, 2:00 p.m.
 SIU Edwardsville at Saint Louis, 2:00 p.m.
 Austin Peay at Ole Miss, 6:30 p.m.

Friday, March 4

Morehead State vs. Indiana, 12:00 p.m. (Knoxville, Tenn.)
 Eastern Kentucky vs. Southern Illinois, 1:00 p.m. (Memphis, Tenn.)
 North Dakota State at Murray State, 2:00 p.m.
 SIU Edwardsville vs. Michigan State, 2:00 p.m. (Daytona Beach, Fla.)
 Eastern Michigan at Austin Peay, 3:00 p.m.
 Eastern Illinois at Evansville, 3:00 p.m.
 Harvard at Jacksonville State, 3:00 p.m.
 Ohio at Tennessee Tech, 3:00 p.m.
 South Dakota State at UT Martin, 3:00 p.m.
 Southeast Missouri at Troy, 6:00 p.m.

Saturday, March 5

Eastern Illinois vs. Northwestern, 11:00 a.m. (Evansville, Ind.)
 SIUE vs. Boston College (2), 11:00 a.m. (Daytona Beach, Fla.)
 Morehead State vs. Bradley, 12:00 p.m. (Knoxville, Tenn.)
 North Dakota State at Murray State (2), 12:00 p.m.
 South Dakota State at UT Martin (2), 12:00 p.m.
 Ohio at Tennessee Tech, 2:00 p.m.
 Harvard at Jacksonville State (2), 3:00 p.m.
 Alabama A&M at Austin Peay, 2:30 p.m.
 Eastern Kentucky at Memphis, 4:30 p.m.
 Southeast Missouri at Troy, 6:00 p.m.

Sunday, March 6

Eastern Illinois at Evansville, 11:00 a.m.
 Eastern Kentucky vs. Oral Roberts, 12:00 p.m. (Memphis, Tenn.)
 Harvard at Jacksonville State, 12:00 p.m.
 North Dakota State at Murray State, 12:00 p.m.
 Southeast Missouri at Troy, 1:00 p.m.
 Ohio at Tennessee Tech, 1:00 p.m.
 South Dakota State at UT Martin, 1:00 p.m.
 SIUE at Bethune-Cookman, 2:00 p.m. (Daytona Beach, Fla.)
 Morehead State at Tennessee, 3:00 p.m.

Tuesday, March 8

SIU Edwardsville vs. Seton Hall, 12:30 p.m. (Lantana, Fla.)
 Eastern Kentucky at Kentucky, 3:00 p.m.
 Southeast Missouri at Arkansas-Little Rock, 3:00 p.m.
 South Dakota State at Austin Peay, 4:00 p.m.
 Tennessee Tech at Charlotte, 4:00 p.m.
 Samford at Jacksonville State, 6:30 p.m.

Wednesday, March 9

Belmont at Murray State, 2:00 p.m.
 Southeast Missouri at Arkansas-Little Rock, 3:00 p.m.
 South Dakota State at Austin Peay, 4:00 p.m.
 Morehead State at Lipscomb, 4:00 p.m.
 Tennessee Tech at Charlotte, 4:00 p.m.

Friday, March 11

UNC Asheville at Eastern Kentucky, 1:00 p.m.
 North Dakota at Southeast Missouri, 1:00 p.m.
 LaSalle at Morehead State, 2:00 p.m.
 IPFW at Murray State, 2:00 p.m.
 Youngstown State at Tennessee Tech, 3:00 p.m.
 Purdue at UT Martin, 4:00 p.m.
 Austin Peay at Arkansas State, 6:00 p.m.
 Eastern Illinois at Alabama, 6:00 p.m.
 Southern Illinois at Jacksonville State, 6:30 p.m.
 Chicago State at SIU Edwardsville, 7:00 p.m.

Saturday, March 12

UNC Asheville at Eastern Kentucky, 12:00 p.m.
 LaSalle at Morehead State, 12:00 p.m.
 IPFW at Murray State (2), 12:00 p.m.
 North Dakota at Southeast Missouri, 12:00 p.m.
 Southern Illinois at Jacksonville State, 1:00 p.m.
 Chicago State at SIU Edwardsville, 1:00 p.m.
 Purdue at UT Martin, 1:00 p.m.
 Eastern Illinois at Alabama, 2:00 p.m.



OVC COMPOSITE SCHEDULE

Youngstown State at Tennessee Tech, 2:00 p.m.
Austin Peay at Arkansas State, 4:00 p.m.

Sunday, March 13

UNC Asheville at Eastern Kentucky, 12:00 p.m.
LaSalle at Morehead State, 12:00 p.m.
IPFW at Murray State, 12:00 p.m.
North Dakota at Southeast Missouri, 12:00 p.m.
Austin Peay at Arkansas State, 1:00 p.m.
Eastern Illinois at Alabama, 1:00 p.m.
Southern Illinois at Jacksonville State, 1:00 p.m.
Chicago State at SIU Edwardsville, 1:00 p.m.
Youngstown State at Tennessee Tech, 1:00 p.m.
Purdue at UT Martin, 1:00 p.m.

Tuesday, March 15

Eastern Kentucky at West Virginia, 2:00 p.m.
Georgetown College at Morehead State, 2:00 p.m.
Murray State at Kentucky, 3:00 p.m.
Eastern Illinois at Mississippi State, 6:30 p.m.
Southeast Missouri at Missouri State, 6:30 p.m.
UT Martin at Memphis, 6:30 p.m.
Jacksonville State vs. Indiana, TBA (Winter Haven, Fla.)

Wednesday, March 16

Eastern Kentucky at West Virginia, 2:00 p.m.
Southeast Missouri at Missouri State, 3:00 p.m.
SIU Edwardsville at Illinois State, 3:00 p.m.
Tennessee Tech at East Tennessee State, 3:00 p.m.
Tennessee at Austin Peay, 6:00 p.m.
Jacksonville State vs. Navy, TBA (Winter Haven, Fla.)
Jacksonville State vs. Bradley, TBA (Winter Haven, Fla.)
UT Martin at Arkansas State, TBA

Friday, March 18

Wright State at Southeast Missouri, 1:00 p.m.
Eastern Kentucky at Indiana State, 2:00 p.m.
Austin Peay at Illinois State, 3:00 p.m.
Purdue at Tennessee Tech, 3:00 p.m.
Murray State at Georgia State, 5:00 p.m.
Valparaiso at SIU Edwardsville, 6:00 p.m.
Eastern Illinois at Memphis, 6:30 p.m.
UT Martin at UAB, 6:30 p.m.
Jacksonville State vs. Northwestern, TBA (Winter Haven, Fla.)

Saturday, March 19

Miami (Ohio) at Morehead State (2), 12:00 p.m.
Murray State at Georgia State, 12:00 p.m.
Eastern Kentucky at Indiana State, 1:00 p.m.
Wright State at Southeast Missouri, 1:00 p.m.
Austin Peay at Illinois State, 2:00 p.m.
Eastern Illinois at Memphis, 2:00 p.m.
Purdue at Tennessee Tech, 2:00 p.m.
UT Martin at UAB, 2:00 p.m.
Creighton at SIU Edwardsville, 4:00 p.m.
Jacksonville State vs. Bucknell, TBA (Winter Haven, Fla.)

Sunday, March 20

Eastern Kentucky at Indiana State, 12:00 p.m.
Miami (Ohio) at Morehead State, 12:00 p.m.
Murray State at Georgia State, 12:00 p.m.
Wright State at Southeast Missouri, 12:00 p.m.
Valparaiso at SIU Edwardsville, 12:00 p.m.
Austin Peay at Illinois State, 1:00 p.m.
Eastern Illinois at Memphis, 1:00 p.m.
Purdue at Tennessee Tech, 1:00 p.m.
UT Martin at UAB, 1:00 p.m.

Tuesday, March 22

Chicago State at Eastern Illinois, 2:00 p.m.
Miami (Ohio) at Eastern Kentucky, 2:00 p.m.
Canisius at Morehead State, 2:00 p.m.
Mid-Continent at Murray State, 2:00 p.m.
Southeast Missouri at Saint Louis, 5:00 p.m.
Tennessee Tech at Vanderbilt, 6:00 p.m.
Auburn at Jacksonville State, 6:30 p.m.

Wednesday, March 23

Southern Illinois at Eastern Illinois, 2:00 p.m.
Austin Peay at Western Kentucky, 3:00 p.m.
Pikeville College at Morehead State, 4:00 p.m.
Eastern Kentucky at Miami (Ohio), 5:00 p.m.
Jacksonville State at Alabama, 6:00 p.m.

Bradley at SIU Edwardsville, 6:00 p.m.
UT Martin at Evansville, 6:00 p.m.

Friday, March 25

Tennessee Tech at SIU Edwardsville, 7:00 p.m.

Saturday, March 26

*Eastern Kentucky at Eastern Illinois (2), 1:00 p.m.
*Austin Peay at Murray State (2), 1:00 p.m.
*UT Martin at Jacksonville State (2), 1:00 p.m.
*Morehead State at Southeast Missouri (2), 1:00 p.m.
Tennessee Tech at SIU Edwardsville, 1:00 p.m.

Sunday, March 27

*Eastern Kentucky at Eastern Illinois, 1:00 p.m.
*Austin Peay at Murray State, 1:00 p.m.
*UT Martin at Jacksonville State, 1:00 p.m.
*Morehead State at Southeast Missouri, 1:00 p.m.
Tennessee Tech at SIU Edwardsville, 1:00 p.m.

Tuesday, March 29

Marshall at Eastern Kentucky, 2:00 p.m.
Saint Louis at Eastern Illinois, 3:00 p.m.
Southern Illinois at Murray State, 3:00 p.m.
Morehead State vs. West Virginia, 5:00 p.m. (Charleston, W.Va.)
Mid-Continent at Southeast Missouri, 5:00 p.m.
Tennessee Tech at Kentucky, 5:30 p.m.
Jacksonville State at Samford, 6:00 p.m.
Arkansas State at SIU Edwardsville, 6:00 p.m.
UT Martin at Vanderbilt, 6:00 p.m.

Wednesday, March 30

Eastern Illinois at Indiana State, 3:00 p.m.
Arkansas State at SIU Edwardsville, 3:00 p.m.
Middle Tennessee at Austin Peay, 6:00 p.m.

Friday, April 1

Morehead State at SIU Edwardsville, 7:00 p.m.

Saturday, April 2

*Southeast Missouri at Eastern Kentucky (2), 12:00 p.m.
*Eastern Illinois at Austin Peay (2), 1:00 p.m.
*Jacksonville State at Tennessee Tech (2), 1:00 p.m.
*Murray State at UT Martin (2), 1:00 p.m.
Morehead State at SIU Edwardsville, 1:00 p.m.

Sunday, April 3

*Southeast Missouri at Eastern Kentucky, 12:00 p.m.
*Eastern Illinois at Austin Peay, 1:00 p.m.
*Jacksonville State at Tennessee Tech, 1:00 p.m.
*Murray State at UT Martin, 1:00 p.m.
Morehead State at SIU Edwardsville, 1:00 p.m.

Tuesday, April 5

Eastern Kentucky at Marshall, 2:00 p.m.
Western Illinois at Eastern Illinois, 3:00 p.m.
Evansville at Austin Peay, 6:00 p.m.
Saint Louis at SIU Edwardsville, 6:00 p.m.
UAB at Jacksonville State, 6:30 p.m.
Southeast Missouri at Arkansas State, 6:30 p.m.

Wednesday, April 6

Eastern Illinois at Chicago State, 3:00 p.m.
Murray State at Southern Illinois, 3:00 p.m.
Tennessee Tech at Alabama A&M, 3:30 p.m.
UT Martin at Belmont, 4:00 p.m.
Cincinnati at Morehead State, 5:30 p.m.
Austin Peay at Middle Tennessee, 6:00 p.m.
SIU Edwardsville at Evansville, 6:00 p.m.

Saturday, April 9

*Eastern Illinois at Morehead State (2), 12:00 p.m.
*Eastern Kentucky at Austin Peay (2), 1:00 p.m.
*Jacksonville State at Murray State (2), 1:00 p.m.
*Southeast Missouri at Tennessee Tech (2), 1:00 p.m.
SIU Edwardsville at UT Martin (2), 1:00 p.m.

Sunday, April 10

*Eastern Illinois at Morehead State, 12:00 p.m.
*Eastern Kentucky at Austin Peay, 1:00 p.m.
*Jacksonville State at Murray State, 1:00 p.m.
*Southeast Missouri at Tennessee Tech, 1:00 p.m.
SIU Edwardsville at UT Martin, 1:00 p.m.



OVC COMPOSITE SCHEDULE

Tuesday, April 12

Marshall at Morehead State, 2:00 p.m.
Eastern Kentucky at Ohio, 5:00 p.m.
Western Kentucky at Austin Peay, 6:00 p.m.
Eastern Illinois vs. Illinois, 6:00 p.m. (Mattoon, Ill.)
Troy at Jacksonville State, 6:30 p.m.

Wednesday, April 13

Illinois College at Eastern Illinois, 3:00 p.m.
Saint Louis at Southeast Missouri, 3:00 p.m.
Jacksonville State at Kennesaw State, 5:00 p.m.
Belmont at Austin Peay, 6:00 p.m.
Murray State at Western Kentucky, 6:00 p.m.
SIU Edwardsville at Missouri, 6:00 p.m.
Tennessee Tech at Middle Tennessee, 6:00 p.m.
Lipscomb at UT Martin, 6:00 p.m.

Saturday, April 16

*Morehead State at Eastern Kentucky (2), 12:00 p.m.
*Austin Peay at Jacksonville State (2), 1:00 p.m.
*Tennessee Tech at Eastern Illinois (2), 1:00 p.m.
*UT Martin at Southeast Missouri (2), 1:00 p.m.
SIU Edwardsville at Murray State (2), 1:00 p.m.

Sunday, April 17

*Morehead State at Eastern Kentucky, 12:00 p.m.
*Austin Peay at Jacksonville State, 1:00 p.m.
*Tennessee Tech at Eastern Illinois, 1:00 p.m.
*UT Martin at Southeast Missouri, 1:00 p.m.
SIU Edwardsville at Murray State, 1:00 p.m.

Tuesday, April 19

Marshall at Eastern Kentucky, 2:00 p.m.
UT Martin at Southern Illinois, 3:00 p.m.
Arkansas State at Southeast Missouri, 5:00 p.m.
Lipscomb at Austin Peay, 6:00 p.m.
Murray State at Western Kentucky, 6:00 p.m.
Belmont at Tennessee Tech, 6:00 p.m.

Wednesday, April 20

Morehead State at Indiana, 2:05 p.m.
Eastern Illinois at Illinois, 6:00 p.m.
SIU Edwardsville at Bradley, 6:00 p.m.

Friday, April 22

*UT Martin at Eastern Kentucky (2), 12:00 p.m.
*Tennessee Tech at Morehead State (2), 12:00 p.m.
*Murray State at Eastern Illinois (2), 1:00 p.m.
*Jacksonville State at Southeast Missouri (2), 1:00 p.m.
Austin Peay at SIU Edwardsville (2), 1:00 p.m.

Saturday, April 23

*UT Martin at Eastern Kentucky, 12:00 p.m.
*Tennessee Tech at Morehead State, 12:00 p.m.
*Murray State at Eastern Illinois, 1:00 p.m.
*Jacksonville State at Southeast Missouri, 1:00 p.m.
Austin Peay at SIU Edwardsville, 1:00 p.m.

Tuesday, April 26

Morehead State at Marshall, 2:00 p.m.
East Tennessee State at Eastern Kentucky, 3:00 p.m.
Evansville at Murray State, 3:00 p.m.
Southern Illinois at Southeast Missouri, 5:00 p.m.
SIU Edwardsville at Indiana State, 5:00 p.m.
Austin Peay at Belmont, 6:00 p.m.
UT Martin at Lipscomb, 6:00 p.m.
Eastern Illinois vs. Missouri, 6:30 p.m. (O'Fallon, Mo.)

Wednesday, April 27

East Tennessee State at Eastern Kentucky, 1:00 p.m.
Kentucky Wesleyan at Morehead State, 2:00 p.m.
Benedictine at Eastern Illinois, 3:00 p.m.
Mid-Continent at Murray State, 3:00 p.m.
Memphis at Austin Peay, 6:00 p.m.
Tennessee at Tennessee Tech, 6:00 p.m.

Saturday, April 30

*Austin Peay at Morehead State (2), 12:00 p.m.
*Eastern Illinois at UT Martin (2), 1:00 p.m.
*Eastern Kentucky at Tennessee Tech (2), 1:00 p.m.
*Southeast Missouri at Murray State (2), 1:00 p.m.
SIU Edwardsville at Jacksonville State (2), 1:00 p.m.

Sunday, May 1

*Austin Peay at Morehead State, 1:00 p.m.
*Eastern Illinois at UT Martin, 1:00 p.m.
*Eastern Kentucky at Tennessee Tech, 1:00 p.m.
*Southeast Missouri at Murray State, 1:00 p.m.
SIU Edwardsville at Jacksonville State, 1:00 p.m.

Tuesday, May 3

Western Kentucky at Eastern Kentucky, 3:00 p.m.
Murray State at Belmont, 4:00 p.m.
Jacksonville State at Troy, 6:00 p.m.
Southeast Missouri at Arkansas, 6:35 p.m.

Wednesday, May 4

Southeast Missouri at Arkansas, 6:35 p.m.

Friday, May 6

SIU Edwardsville at Samford, 7:00 p.m.

Saturday, May 7

*Murray State at Eastern Kentucky (2), 12:00 p.m.
*Tennessee Tech at Austin Peay (2), 1:00 p.m.
*Jacksonville State at Eastern Illinois (2), 1:00 p.m.
*Morehead State at UT Martin (2), 1:00 p.m.
SIU Edwardsville at Samford, 7:00 p.m.

Sunday, May 8

*Murray State at Eastern Kentucky, 12:00 p.m.
*Tennessee Tech at Austin Peay, 1:00 p.m.
*Jacksonville State at Eastern Illinois, 1:00 p.m.
*Morehead State at UT Martin, 1:00 p.m.
SIU Edwardsville at Samford, 1:00 p.m.

Tuesday, May 10

Eastern Illinois at Saint Louis, 6:00 p.m.
Indiana State at SIU Edwardsville, 6:00 p.m.
Tennessee Tech at Lipscomb, 6:00 p.m.
UAB at Jacksonville State, 6:30 p.m.

Wednesday, May 11

Illinois State at Eastern Illinois, 3:00 p.m.
Austin Peay at Evansville, 6:00 p.m.
Belmont at UT Martin, 6:00 p.m.
Jacksonville State at UAB, 6:30 p.m.

Saturday, May 14

*Murray State at Morehead State (2), 12:00 p.m.
*Southeast Missouri at Austin Peay (2), 1:00 p.m.
*Eastern Kentucky at Jacksonville State (2), 1:00 p.m.
*UT Martin at Tennessee Tech (2), 1:00 p.m.
Eastern Illinois at SIU Edwardsville (2), 1:00 p.m.

Sunday, May 15

*Murray State at Morehead State, 12:00 p.m.
*Southeast Missouri at Austin Peay, 1:00 p.m.
*Eastern Kentucky at Jacksonville State, 1:00 p.m.
*UT Martin at Tennessee Tech, 1:00 p.m.
Eastern Illinois at SIU Edwardsville, 1:00 p.m.

Tuesday, May 17

Eastern Illinois at Bradley, 12:00 p.m.
Dayton at Eastern Kentucky, 2:00 p.m.
Evansville at SIU Edwardsville, 6:00 p.m.
East Tennessee State at Tennessee Tech, 6:00 p.m.
UT Martin at Arkansas, 6:35 p.m.

Wednesday, May 18


Austin Peay at Lipscomb, 6:00 p.m.

Friday, May 20

*Eastern Illinois at Southeast Missouri (2), 1:00 p.m.
*Morehead State at Jacksonville State (2), 1:00 p.m.
*Tennessee Tech at Murray State (2), 1:00 p.m.
*Austin Peay at UT Martin (2), 1:00 p.m.
Eastern Kentucky at SIU Edwardsville (2), 4:00 p.m.

Saturday, May 21

*Eastern Illinois at Southeast Missouri, 1:00 p.m.
*Morehead State at Jacksonville State, 1:00 p.m.
*Tennessee Tech at Murray State, 1:00 p.m.
*Austin Peay at UT Martin, 1:00 p.m.
Eastern Kentucky at SIU Edwardsville, 1:00 p.m.



In this section...

- **2010 Recap**
- **2010 Results/Stats**





2010 SEASON RECAP

The University of Tennessee at Martin baseball squad began the 2010 season with a feat that hadn't occurred since 1992 - a fitting date since that was also the last time the Skyhawks won as many games as they put together in 2010.

UT Martin put together eight straight victories dating back to 2009 before a loss at Nicholls State on Feb. 27. After the Skyhawks swept Jacksonville State for the first time in program history to end the 2009 season, they began 2010 with a 5-0 record before dropping their first decision of the year.

The streak was the longest since a 15-game win streak that occurred from March 28 through April 18, 1992.

Beginning the season's undefeated run was the three-game sweep over IPFW. With the Skyhawks' 5-2 victory, that marked the first time that UT Martin had won its season-opener since a 16-8 win at Murray State on Feb. 18, 1998.

In the next game after the season-opening sweep of IPFW, junior right-hander Dylan Cupples took the mound against his former

collegiate team - the Memphis Tigers - and got the ultimate revenge: a victory. Cupples threw five innings, allowing just one earned run on seven hits while walking one and fanning four in the 5-4 Skyhawk win. Cupples pitched for the Tigers in 2007.

From there, the Skyhawks headed to Thibodaux, La. to take part in the four-team Big Boy Classic hosted by Nicholls State. In that tournament, the Skyhawks took two out of three against quality competition and were 6-1 through seven games.

UT Martin would win only two of its next nine games however until the offense heated up in a major way in a weekend sweep of Cleveland State on March 19-20.

Heading into the series against the Horizon League foe, the Skyhawks as a team had hit .245 with eight home runs and averaged 4.9 runs per outing through the season's first 16 games.

What a difference three games can make.

After hitting .442 and putting 53 runs on the scoreboard in the three-game series, UT Martin boosted its season batting average to .280 and runs per game average to 6.9. The Skyhawk offense saw seven regulars hit above .400, four players hit three or more home runs, and six players drive in two or more runs. Five players also had a slugging percentage of .900 or higher.

Leading the charge was first baseman Wes Patterson, who hit .636 in the series (7-for-11), hitting four home runs and driving in 12 runs with a slugging percentage of 1.727 and an on-base average of .714.

Junior Trey Karlen also enjoyed an outstanding series, batting .556 (5-for-9) with six walks, with four of his five hits leaving the ballpark for a 2.000 slugging percentage from the leadoff spot. He also swiped all four of his stolen base attempts.

Both players tied all-time career marks in a single game. Patterson had eight RBI and Karlen scored six runs in Game 2 of the series, which tied single-game program records.

After a non-conference loss to Southern Illinois, the Skyhawks opened their Ohio Valley Conference season with a bang against Jacksonville State, as the bottom of the fifth inning was a historic frame for the UT Martin offense. In that inning, the Skyhawks broke the all-time school record for most home runs in an


inning, as Jordan Owen, Cory Stooksbury, Karlen and Cody Terry all connected on long balls. The previous high for team home runs in an inning was three, set at Tennessee Tech on April 25, 2009.

However after winning its league opener against the eventual OVC Tournament champion, UT Martin then found another slide - this time losing a season-high six games before finding the win column once again on April 6 against Arkansas State. In that game, the Skyhawk offense produced 18 hits, as Patterson had three hits and drove in six runs, Ty Nelson went 4-for-4 from the plate and Owen and Brent Morris produced three hits apiece.

The Skyhawks then got a sneak peek at future OVC opponent SIU Edwardsville, taking two out of three games on the Cougars' home field. That was an encouraging sign of things to come, as up to that point UT Martin had won just one of its first 11 road games of the season. The streak also began a stretch where the Skyhawks emerged victorious in four out of six games, including taking two from then-OVC league-leader Southeast Missouri on April 17.

Before the series against perennial OVC powerhouse Southeast Missouri, the Skyhawks treated the home fans to a thrilling come-from-behind win over Lambuth in the Razz Classic on April 13. The Razz Classic, in its 10th year, benefits a scholarship fund for a local high school athlete and is named after UT Martin baseball alum Bill "Razz" Rasbach, who was a great ambassador for UT Martin before dying in a car accident. In that game, Karlen capped off a five-run bottom of the eighth inning with a grand slam, leading to a 7-6 Skyhawk victory heading into the series showdown with Southeast Missouri.


The Southeast Missouri series served as a coming-out party of sorts for Skyhawk freshman pitcher Dan Tobik. Pitching against a team based in his home state, no defining moment was bigger for the Ballwin, Mo. native than in Game 1 of the doubleheader. Entering the game with no outs and two men on base in the sixth inning, he got Michael Adamson - who entered the game with a .413 batting average - to ground into a fielder's choice that led to a force-out at home. With one out and two-time All-American catcher Jim Klocke at the plate, he induced him into a 6-4-3 double play to keep the Skyhawks ahead and set the tone for a doubleheader sweep of



Sophomore Jordan Owen mauled all pitching the opponents had to offer in 2010, setting a new school record for home runs in a season with 18. He was named to the All-OVC second team after homering 14 times in league play.



2010 SEASON RECAP



Dan Tobik stymied the opposition in 2010, finishing second in the Ohio Valley Conference in Earned Run Average as a freshman. For his efforts, he was named to the All-OVC Freshman squad.

the Redhawks. Tobik led the OVC in ERA for several weeks and finished second in that category while earning All-OVC Freshman team honors.

UT Martin couldn't capitalize on its momentum, however, and lost eight of its next 10 games entering an OVC weekend series at Morehead State on May 8-9. The Skyhawks swept the doubleheader on the first day of the series, thanks in large part to a talented freshman class.

In the first game, Tobik went four innings out of the bullpen for the victory, Matt Young hit a game-tying homer in the eighth inning, and Morris slammed the game-winner in the ninth inning to give UT Martin its first lead of the ballgame before winning 10-9.

In the second game, senior right-hander Coty Green joined elite company in the Skyhawk record books. He improved to 9-2 on the season, tying the all-time mark for single-season victories at UT Martin. He ranked amongst the NCAA leaders in victories throughout the season's first three months.

While the doubleheader sweep got the Skyhawks back in the OVC Tournament race, UT Martin then dropped four straight before salvaging the final game of the series against eventual league regular-season champion Tennessee Tech thanks to some gutsy calls from head coach Bubba Cates.

Three bold managerial moves from Cates led the Skyhawks to a 12-9 victory over the Golden Eagles on May 16, ending Tennessee Tech's 11-game conference win streak and keeping the Skyhawks in the OVC Tournament race.

With the game tied at 8-all and one out in the top of the fourth inning, Cates called for an intentional walk to Chad Oberacker - the OVC's top hitter - to load the bases with one out. The move paid off, as the next batter struck out and a groundout to second base followed to keep the game tied.

Cates' last two moves of the afternoon came with the game on the line in the bottom of the eighth. He called on freshman Ben Brewer to come off the bench with two men on, and Brewer came through - providing the go-ahead RBI with a clutch pinch-hit single through the right side to put UT Martin on top 10-9.

With a man on third base and one out, Cates then sent in the sign for Stooksbury to perform a suicide squeeze on a 1-0 pitch. Stooksbury laid down a perfect bunt back to the pitcher that provided another big insurance run for the Skyhawks.

UT Martin then won 16-9 at Belmont two days later, appearing to have a slew of momentum heading into the season series finale at Austin Peay. With at least two wins, the Skyhawks could have made the OVC Tournament field, but instead the team was swept and was left on the outside looking in at the postseason tournament, held in nearby Jackson for the first time in several years.

Although the Skyhawks did not reach their goal of making the OVC Tournament, the 24 wins were the most the team had won since joining the Division-I ranks in 1992. The Skyhawks also shattered 11 all-time single-season team records and the OVC coaches and sports information directors took notice, naming six Skyhawks to All-OVC honors.

Seniors Green and Nelson, junior Karlen and sophomore Owen were named to the league's second team, while Morris and Tobik earned slots on the All-Freshman team. The six honorees doubled the program's all-time single-season total, as the three second teamers named in 2009 stood as the UT Martin benchmark. The four 2010 honorees made up 25 percent of the all-time first or second team players in program history, while Morris and Tobik ranked as the fourth and fifth Skyhawk players to earn All-OVC freshmen honors.

A bit of history was also made on March 15 when freshman right-hander Alex Boshers was named the OVC Pitcher of the Week, giving UT Martin back-to-back OVC Pitcher of the Week awards for the first time in program history (Green was linked to the award on March 8).

Adding to his own piece of history, Green was named OVC Co-Pitcher of the Week again on May 3, becoming the only player in UT Martin program history to win the award more than one time. He accounted for three of the program's seven all-time pitching weekly accolades.

Overall, the 2010 version of the Skyhawks ended their season at the top of the all-time team single-season ranks in games played (55), at-bats (1,901), hits (579), doubles (115), home runs (75), runs batted in (347), total bases (933), times hit by pitch (60), putouts (1,393), saves (11), innings pitched (464.1) and pitching strikeouts (337).

Individually, Terry set the new all-time single-season benchmark for at-bats (228) and assists (164), Karlen broke the record for doubles (22) and total bases (145), Owen set the new school record for home runs (18), Green tied the record with nine wins and Wes Alsop, who would sign a free agent contract with the Atlanta Braves just months after the season, broke the all-time mark for saves with seven.

In addition to breaking the single-season mark for runs batted in (64) and putouts (413), Patterson also became UT Martin's all-time home run and doubles leader during the 2010 campaign.

Off the field, the Skyhawks were also recognized as well. Nelson and Terry were recognized as ESPN the Magazine Academic All-District IV honorees, while Terry was one of just six athletes to be named an All-OVC Scholar Athlete, the highest individual honor an OVC student-athlete can achieve.



2010 FINAL STATS

Record: 24-31 Home: 15-11 Away: 7-20 Neutral: 2-0 Conference: 8-16

Player	avg	gp-gs	ab	r	h	2b	3b	hr	rbi	tb	slg%	bb	hp	so	gdp	ob%	sf	sh	sb-att	po	a	e	fld%
9 NELSON, Ty	.396	55-55	212	53	84	20	4	8	45	136	.642	27	8	22	3	.478	2	0	19-23	341	34	2	.995
2 KARLEN, Trey	.356	55-55	216	61	77	22	2	14	45	145	.671	31	13	56	0	.460	3	1	30-35	72	110	22	.892
30 PATTERSON, We	.344	52-52	192	44	66	15	0	15	64	126	.656	29	3	49	1	.434	2	0	1-1	413	17	5	.989
10 MORRIS, Brent	.339	48-46	171	30	58	12	0	3	25	79	.462	17	2	24	2	.405	0	2	10-10	84	7	5	.948
5 OWEN, Jordan	.326	55-55	215	34	70	14	0	18	51	138	.642	12	7	49	4	.376	3	1	2-7	106	5	5	.957
4 TERRY, Cody	.325	55-55	228	51	74	15	0	9	55	116	.509	13	10	24	2	.376	7	1	4-6	58	164	15	.937
17 YOUNG, Matt	.289	32-10	45	14	13	1	0	3	9	23	.511	7	1	14	0	.389	1	0	2-4	21	0	2	.913
23 MASON, Drew	.275	47-32	131	10	36	2	0	1	14	41	.313	10	1	18	6	.326	2	0	0-0	14	0	0	1.000
14 STOOKSBURY, C	.230	55-53	187	27	43	5	0	2	18	54	.289	10	5	53	0	.286	1	9	1-1	89	137	13	.946
3 CASEY, Jerron	.226	40-39	133	28	30	5	0	2	11	41	.308	15	8	39	0	.338	1	1	14-17	90	5	6	.941
16 JONES, Pat	.222	15-0	9	4	2	1	0	0	0	3	.333	1	0	3	0	.300	0	0	0-0	4	0	1	.800
11 BREWER, Ben	.219	29-17	64	10	14	1	1	0	5	17	.266	12	1	20	0	.342	2	1	0-0	16	3	1	.950
1 STACY, Adam	.188	20-7	32	4	6	1	0	0	2	7	.219	6	0	13	0	.308	1	1	0-1	19	1	0	1.000
20 HAYNES, Matt	.143	12-2	14	2	2	0	0	0	1	2	.143	3	1	8	0	.333	0	0	0-0	1	5	0	1.000
7 TRASK, Jess	.086	31-6	35	5	3	1	0	0	2	4	.114	2	0	14	1	.135	0	2	1-1	38	3	0	1.000
28 FLOYD, Drew	.071	8-2	14	0	1	0	0	0	0	1	.071	0	0	9	0	.071	0	0	0-0	5	1	0	1.000
12 BARGER, Kyle	.000	5-0	2	3	0	0	0	0	0	0	.000	0	0	0	0	.000	0	0	0-0	1	0	0	1.000
19 WRIGHT, Derek	.000	1-0	1	0	0	0	0	0	0	0	.000	0	0	0	0	.000	0	0	0-0	0	0	0	.000
18 FLANIKEN, Drew	.000	2-2	0	0	0	0	0	0	0	0	.000	0	0	0	0	.000	0	0	0-0	6	10	3	.842
42 LOZUPONE, Bren	.000	2-2	0	0	0	0	0	0	0	0	.000	0	0	0	0	.000	0	0	0-0	2	8	0	1.000
15 CUPPLES, Dylan	.000	3-3	0	0	0	0	0	0	0	0	.000	0	0	0	0	.000	0	0	0-0	0	2	0	1.000
34 GREEN, Coty	.000	2-2	0	0	0	0	0	0	0	0	.000	0	0	0	0	.000	0	0	0-0	0	19	0	1.000
Totals	.305	55	1901	380	579	115	7	75	347	933	.491	195	60	415	19	.382	25	19	84-106	1393	555	88	.957
Opponents	.338	55	1982	445	669	144	16	54	404	100	.508	192	83	337	19	.412	34	22	73-87	1405	497	75	.962

LOB - Team (415), Opp (475). DPs turned - Team (41), Opp (39). IBB - Team (3), PATTERSON, W 2, KARLEN, T. 1, Opp (13). Picked off - TERRY, C. 2, CASEY, J. 1, STACY, A. 1, OWEN, J. 1.

(All games Sorted by Earned run avg)

Player	era	w-l	app	gs	cg	sho	sv	ip	h	r	er	bb	so	2b	3b	hr	b/avg	wp	hp	bk	sfa	sha
31 TOBIK, Dan	3.63	3-2	22	3	0	0/0	2	67.0	72	34	27	22	59	14	1	2	.275	9	13	2	2	4
22 ALSUP, Wes	4.24	1-0	15	0	0	0/0	7	17.0	18	9	8	12	22	2	2	0	.273	5	1	0	0	0
15 CUPPLES, Dylan	5.27	2-1	7	5	0	0/0	0	27.1	30	16	16	12	12	4	0	3	.286	1	8	1	2	2
13 VESSER, Ben	5.40	0-0	2	0	0	0/0	0	3.1	3	2	2	2	2	0	0	1	.273	0	0	0	1	1
18 FLANIKEN, Drew	7.18	3-4	28	5	0	0/0	2	57.2	82	57	46	29	44	24	0	9	.327	9	8	1	3	1
34 GREEN, Coty	7.49	9-4	17	15	1	0/0	0	87.2	130	81	73	17	64	24	3	9	.344	6	15	2	5	5
41 BOSHERS, Alex	7.66	2-6	14	9	0	0/0	0	51.2	87	51	44	16	30	14	2	3	.372	3	10	3	2	4
28 FLOYD, Drew	7.91	0-2	10	2	0	0/0	0	19.1	26	19	17	13	8	11	0	1	.317	2	4	0	2	0
42 LOZUPONE, Bren	8.06	2-3	15	12	0	0/0	0	48.0	77	50	43	17	27	17	2	7	.374	5	8	1	8	1
37 MILLS, Alec	8.51	2-3	23	1	0	0/0	0	37.0	57	49	35	20	36	10	2	6	.354	0	9	0	1	1
30 PATTERSON, We	9.00	0-0	1	0	0	0/0	0	1.0	2	1	1	1	0	0	0	1	.400	0	0	0	0	0
24 SWARINGEN, Sh	9.61	0-5	20	3	0	0/0	0	34.2	53	51	37	25	23	16	2	8	.346	7	3	0	5	3
33 MILLER, Matt	15.19	0-1	11	0	0	0/0	0	10.2	27	19	18	4	8	7	2	2	.474	1	4	0	3	0
20 HAYNES, Matt	27.00	0-0	2	0	0	0/0	0	2.0	5	6	6	2	2	1	0	2	.455	1	0	0	0	0
Totals	7.23	24-31	55	55	1	0/0	11	464.1	669	445	373	192	337	144	16	54	.338	49	83	10	34	22
Opponents	6.19	31-24	55	55	6	0/0	8	468.1	579	380	322	195	415	115	7	75	.305	45	60	8	25	19

PB - Team (9), NELSON, T. 8, BREWER, B. 1, Opp (18). Pickoffs - Team (10), GREEN, C. 3, LOZUPONE, B. 2, NELSON, T. 1, FLANIKEN, D. 1, TOBIK, D. 1, SWARINGEN, S 1, FLOYD, D. 1, Opp (5). SBA/ATT - NELSON, T. (69-83), GREEN, C. (18-21), TOBIK, D. (12-14), FLANIKEN, D. (8-10), BOSHERS, A. (7-8), CUPPLES, D. (4-6), SWARINGEN, S (3-5), ALSUP, W. (4-5), FLOYD, D. (5-5), MILLER, M. (4-4), BREWER, B. (4-4), LOZUPONE, B. (3-4), VESSER, B. (3-3), MILLS, A. (2-2).



2010 FINAL OVC STATS

Record: 8-16 Home: 5-7 Away: 3-9 Conference: 8-16

Player	avg	gp-gs	ab	r	h	2b	3b	hr	rbi	tb	slg%	bb	hp	so	gdp	ob%	sf	sh	sb-att	po	a	e	fld%
16 JONES, Pat	.667	9-0	3	2	2	1	0	0	0	3	1.000	0	0	1	0	.667	0	0	0-0	4	0	1	.800
9 NELSON, Ty	.404	24-24	99	24	40	11	2	4	20	67	.677	7	1	9	2	.440	2	0	3-3	137	13	1	.993
5 OWEN, Jordan	.376	24-24	93	19	35	5	0	14	32	82	.882	3	4	24	1	.412	2	0	0-1	49	2	1	.981
30 PATTERSON, We	.372	21-21	78	18	29	7	0	4	22	48	.615	12	1	21	1	.462	0	0	0-0	168	6	3	.983
4 TERRY, Cody	.358	24-24	95	22	34	6	0	4	23	52	.547	7	4	7	0	.409	4	0	1-1	28	81	4	.965
10 MORRIS, Brent	.329	21-21	79	11	26	5	0	2	9	37	.468	7	1	9	0	.391	0	2	5-5	35	2	3	.925
17 YOUNG, Matt	.320	13-7	25	8	8	1	0	2	7	15	.600	5	1	11	0	.438	1	0	0-0	16	0	2	.889
2 KARLEN, Trey	.300	24-24	100	23	30	8	1	6	17	58	.580	10	3	30	0	.381	0	0	8-9	21	38	8	.881
14 STOOKSBURY, C	.259	24-24	81	15	21	2	0	1	7	26	.321	6	1	24	0	.318	0	4	1-1	43	61	5	.954
23 MASON, Drew	.241	19-16	54	4	13	1	0	1	6	17	.315	7	0	8	2	.328	0	0	0-0	14	0	0	1.000
11 BREWER, Ben	.214	16-11	42	8	9	0	1	0	5	11	.262	8	0	12	0	.327	2	0	0-0	2	0	0	1.000
3 CASEY, Jerron	.176	13-12	34	5	6	1	0	0	1	7	.206	7	1	11	0	.333	0	0	2-3	29	0	3	.906
1 STACY, Adam	.143	8-5	14	2	2	1	0	0	2	3	.214	3	0	5	0	.278	1	1	0-0	10	1	0	1.000
7 TRASK, Jess	.000	12-3	15	1	0	0	0	0	0	0	.000	0	0	5	1	.000	0	0	0-0	16	2	0	1.000
28 FLOYD, Drew	.000	2-0	2	0	0	0	0	0	0	0	.000	0	0	2	0	.000	0	0	0-0	0	0	0	.000
20 HAYNES, Matt	.000	2-0	1	0	0	0	0	0	0	0	.000	0	0	0	0	.000	0	0	0-0	0	2	0	1.000
12 BARGER, Kyle	.000	2-0	1	1	0	0	0	0	0	0	.000	0	0	0	0	.000	0	0	0-0	0	0	0	.000
Totals	.313	24	816	163	255	49	4	38	151	426	.522	82	17	179	7	.382	12	7	20-23	579	231	37	.956
Opponents	.350	24	844	207	295	73	5	26	192	456	.540	89	37	133	8	.427	16	8	32-35	591	204	28	.966

LOB - Team (180), Opp (208). DPs turned - Team (17), Opp (16). IBB - Team (1), KARLEN, T. 1, Opp (8). Picked off - CASEY, J. 1, OWEN, J. 1, TERRY, C. 1, STACY, A. 1.


(Conference games only Sorted by Earned run avg)

Player	era	w-l	app	gs	cg	sho	sv	ip	h	r	er	bb	so	2b	3b	hr	b/avg	wp	hp	bk	sfa	sha
31 TOBIK, Dan	4.50	1-1	8	2	0	0/0	2	28.0	27	16	14	12	20	9	0	0	.248	3	3	1	1	1
22 ALSUP, Wes	6.35	0-0	4	0	0	0/0	1	5.2	8	5	4	3	10	2	2	0	.348	2	0	0	0	0
28 FLOYD, Drew	6.97	0-1	6	1	0	0/0	0	10.1	13	8	8	8	6	6	0	0	.302	1	1	0	1	0
37 MILLS, Alec	8.55	0-2	12	0	0	0/0	0	20.0	28	24	19	9	20	6	0	5	.329	0	6	0	0	1
41 BOSHERS, Alex	8.69	1-3	6	6	0	0/0	0	29.0	52	30	28	11	14	11	0	3	.391	2	6	3	2	1
24 SWARINGEN, Sh	8.74	0-2	6	1	0	0/0	0	11.1	17	20	11	9	8	5	0	2	.333	3	1	0	3	2
15 CUPPLES, Dylan	9.00	0-0	1	1	0	0/0	0	4.0	6	4	4	3	2	0	0	1	.333	0	3	1	0	0
34 GREEN, Coty	9.21	5-3	8	8	1	0/0	0	43.0	70	45	44	9	25	18	1	6	.366	4	6	2	3	2
42 LOZUPONE, Bren	10.18	0-2	6	4	0	0/0	0	20.1	37	24	23	9	11	6	2	2	.416	1	6	0	4	0
18 FLANIKEN, Drew	10.31	1-2	11	1	0	0/0	1	18.1	30	25	21	15	14	9	0	5	.349	7	4	0	2	1
33 MILLER, Matt	18.00	0-0	2	0	0	0/0	0	2.0	5	4	4	1	2	0	0	1	.455	0	1	0	0	0
20 HAYNES, Matt	18.00	0-0	1	0	0	0/0	0	1.0	2	2	2	0	1	1	0	1	.400	0	0	0	0	0
Totals	8.49	8-16	24	24	1	0/0	4	193.0	295	207	182	89	133	73	5	26	.350	23	37	7	16	8
Opponents	6.85	16-8	24	24	5	0/0	5	197.0	255	163	150	82	179	49	4	38	.313	17	17	2	12	7

PB - Team (1), NELSON, T. 1, Opp (4). Pickoffs - Team (2), LOZUPONE, B. 1, GREEN, C. 1, Opp (4). SBA/ATT - NELSON, T. (32-35), GREEN, C. (9-10), TOBIK, D. (7-8), FLOYD, D. (5-5), ALSUP, W. (3-4), SWARINGEN, S (2-2), BOSHERS, A. (2-2), CUPPLES, D. (2-2), FLANIKEN, D. (1-1), MILLS, A. (1-1).




2010 PICTURE CAPSULES



All-OVC second teamer Coty Green won nine games, the most in program history.



Ty Nelson led the team with a .396 batting average, earning All-OVC second team honors.




Wes Alsop notched a record seven saves, signing with the Atlanta Braves in the summer.



Drew Flaniken led the team with 28 appearances, tallying three wins and two saves.



Wes Patterson became UTM's all-time home run and doubles leader while piling up 64 RBI.




All-OVC second teamer Jordan Owen launched 18 home runs, a new single-season record.



Cody Terry set an assists record and earned the prestigious All-OVC Scholar-Athlete Award.



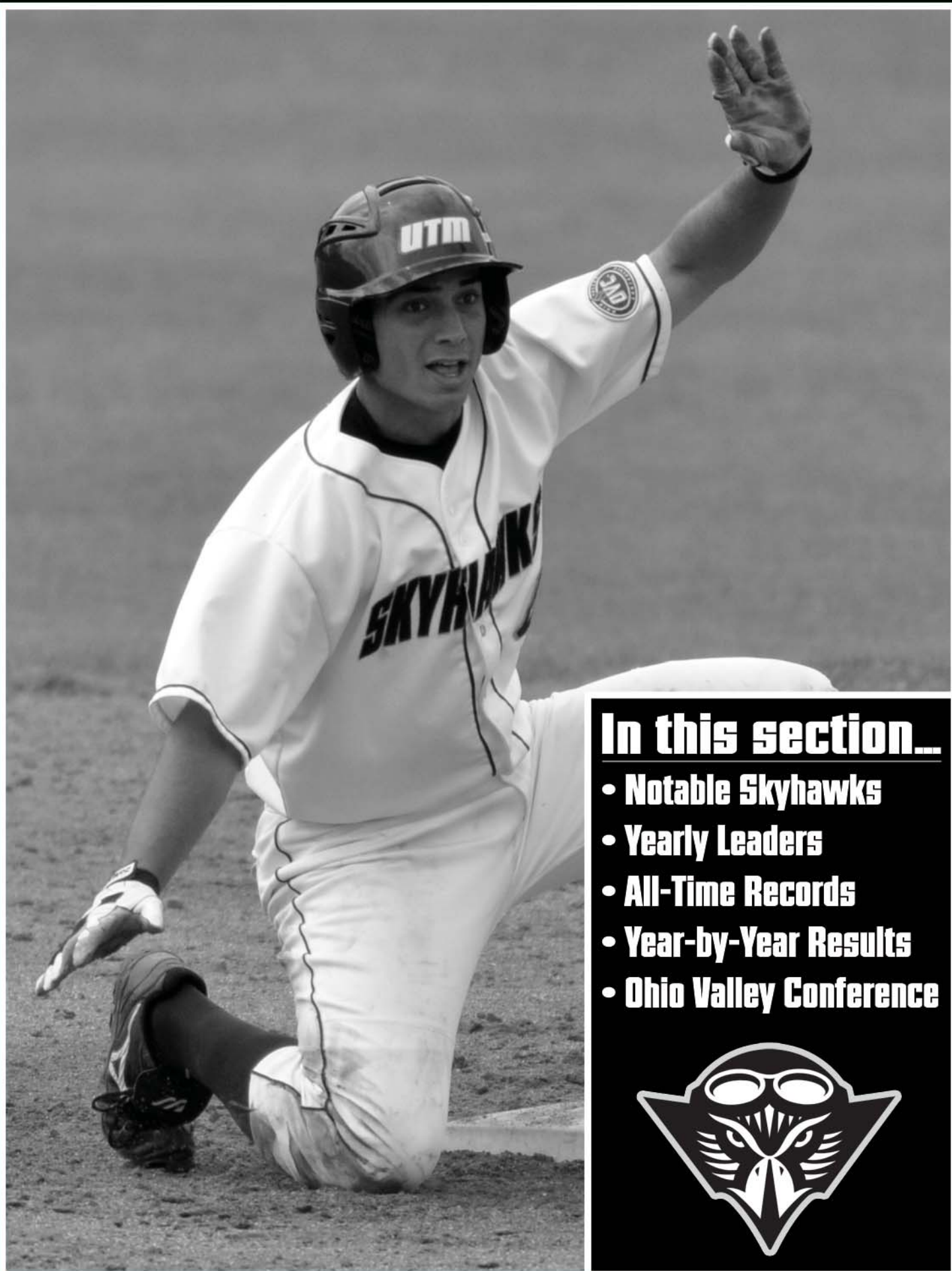
An All-OVC second teamer, Trey Karlen laced 22 doubles, stole 30 bases and slugged .671.



Dan Tobik earned All-OVC Freshman honors after finishing second in the league in ERA.



Head coach Bubba Cates won the FCA's 2010 Jerry Kindall Character in Coaching Award.



In this section...

- **Notable Skyhawks**
- **Yearly Leaders**
- **All-Time Records**
- **Year-by-Year Results**
- **Ohio Valley Conference**





SKYHAWKS OF DISTINCTION

All-American

Bryant Jones (2B).....2004

First Team All-OVC

Mark Otsby (DH).....1993
Michael Blount (P).....1996
Bryant Jones (2B).....2004

Second Team All-OVC

Brett Vander Meeden (2B).....1994
Steve Gadlage (OF).....1994
Bryan Bullington (1B).....1995
Brad Warmath (3B).....1997
Brian Baker (OF).....2000
Brady Nighswonger (2B).....2003
Scott Gladstone (2B).....2009
Mark Hartsfield (3B).....2009
Miles Hartsfield (OF).....2009
Coty Green (P).....2010
Ty Nelson (C).....2010
Trey Karlen (3B).....2010
Jordan Owen (OF).....2010

OVC All-Freshmen

Eric Walker.....2006
Shayne Martin (SS).....2007
Wes Patterson (1B/P).....2008
Dan Tobik (P).....2010
Brent Morris (OF).....2010

OVC Medal of Honor

Cody Terry.....2009-10
Douglas Nicodemus.....2006-07
Zach Parham.....2006-07
Zach Parham.....2005-06
Zach Parham.....2004-05
Zach Parham.....2003-04
Micky Dobson.....2002-03
Douglas Nicodemus.....2002-03
Joey Price.....2001-02
Joseph Bacon.....1998-99
Trent Latta.....1995-96

Division II All-American

Don Jackson, 1B.....1973
Richard Craven, SS (2nd Team).....1985

Division II Academic All-American

Don Jackson, 1B.....1978
Mike Prather, P (3rd Team).....1984

Division II All-Region

Harry McLead, SS.....1977
David Couch, RF.....1977
Dale Horn, CF.....1977
Richard Craven, SS.....1985
Jim Willis, CF.....1985
Churchill Moore, CF.....1986
Jimmy Moore, CF.....1992
Hunter McClemore, DH.....1992
Chris Ervin, SS (2nd Team).....1992

All-Gulf South Conference

Don Jackson, 1B.....1973
Walter Glass, OF.....1975
Walter Glass, OF.....1976
David Couch, OF.....1977
Danny Hensley, INF.....1979
Mike Bennett, P.....1980
Tom Walston, INF.....1980
Donnie Mitchell, 3B.....1981
Mike Prather, P.....1984
Richard Craven, INF.....1985
Roger Gum, INF.....1987

Gulf South Conference All-Division

Mike Donohue, INF.....1972
Joe Kuchar, P.....1972
Don Jackson, INF.....1973
Larry Long, INF.....1973
Jay Johnson, C.....1973
Dick Windbigler.....1973
Jim Moloney, P.....1974
Mike Shambre, OF.....1974
Walter Glass, OF.....1975
Danny Mitchell, P.....1975
Mike Moore, UTL.....1975
Mark Stafford, INF.....1975
Walter Glass, OF.....1976
Dale Horn, OF.....1976
David Couch, OF.....1977
Dale Horn, OF.....1977
Mack Moore, C.....1977
David Couch, OF.....1978
Carey Smith, INF.....1978
Danny Hensley, INF.....1979
Bill Zipp, OF.....1979
Jim Willis, INF.....1983
Gary Pitman, C.....1983
Mike Prather, P.....1984
Bruce Beckman, P.....1985
Jim Willis, OF.....1985
Churchill Moore, OF.....1986
Martin Newby, P.....1986
Roger Gum, INF.....1987
Churchill Moore, OF.....1987
Darrel Risberg, OF.....1988
Scott McMackin, INF.....1989
Kyle Coleman, 1B.....1989
Greg King, OF.....1990
Richard Matz, UTL.....1990

*Eastern Division 1972-79, North Division 1983-86,
West Division 1987-A

Gulf South Conference All-District

Harry McLead, SS.....1977
David Couch, RF.....1977
Dale Horn, CF.....1977
Richard Craven, SS.....1985
Jim Willis, CF.....1985
Churchill Moore, CF.....1986

OVC Commissioner's Honor Roll

1993-94

Bradley Dyer
Scott Embry
Jeff Graves
Trent Latta
Joseph Lee
Jay Trussler
Brett Vander Meeden

1994-95

Mitchell Dunn
Trent Latta
Jay Trussler
Hal Williams

1995-96

Scott Haddock
Trent Latta
Skipper McGille
Daisuke Oda
Johnnie Sanfratello
Michael Spaulding
Jay Trussler
Brad Vander Meeden
Randall Vanneste
Michael Wyatt

1996-97

Scott Haddock
Chad Pritchett
Johnnie Sanfratello

1997-98

Casey Bevis
Scott Hall
Charles Seymour
Johnathon Smartt
Joseph Smith
Christopher Weaver

1998-99

Joseph Bacon
Casey Bevis
Charles Seymour
Johnathon Smaett

1999-00

Joseph Bacon
Lanier English
Adam Gibson

2000-01

Joseph Ayers

Wes Bacon
Clay Billingsley
Richard Collins
Kelly Davis
Lanier English
Justin Entrekin
Adam Gibson
Hunter Hart
Juan Romero

2001-02

Justin Bryant
Kelly Davis
Adam Gibson
Joey Price

2002-03

Justin Bryant
Donnie Corey
Kelly Davis
Micky Dobson
Douglas Nicodemus
Jarrad Robinson

2003-04

Nick Bruner
Justin Bryant
Micky Dodson
Michael Fabrizio
Jeffery McClean
Benjamin Meador
Douglas Nicodemus
Zach Parham
Jacob Smothers

2004-05

Nick Bruner
Justin Bryant
Micky Dodson
Jeffery McClean
Miles Moore
Douglas Nicodemus
Zach Parham
Joe Raccuglia
Jacob Smothers
Eric Walker

2005-06

Zane Gresback
Nick Latimer
Derek Link
Scott McLean
Douglas Nicodemus

Zach Parham
Joe Raccuglia
Chris Rezabek
Chris Sisk
Jacob Smothers

2006-07

Adam Bowker
Bryce Carden
Jason Hockaday
Scott McLean
Douglas Nicodemus
Zach Parham
Lance Renton
Chris Rezabek
Eric Walker
Nate Walters

2007-08

Lin Cates
Scott Gladstone
Mark Hartsfield
Miles Hartsfield
Tanner Hensley
Jay Howard
Chris Rezabek
Cody Terry
Eric Walker
Nate Walters
Nick Walters

2008-09

Ben Bottoms
Lin Cates
Drew Flaniken
Miles Hartsfield
Tanner Hensley
Kevin Holt
Jay Howard
Brendan Lozupone
Cody Terry

2009-10

Wes Alsup
Ben Brewer
Dylan Cupples
Matt Haynes
Pat Jones
Trey Karlen
Ty Nelson
Cody Terry
Matt Young

UT MARTIN HALL OF FAME MEMBERS

(Year indicates when player was inducted)

- Frank Taylor (1983)
- Paul Redick (1984)
- Lionel Barrett (1985)
- George Horton (1986)
- Don Jackson (1987)
- Halladay T. Short (1989)
- Walter Glass (1991)
- Jim Swope (1992)
- Dan Bunn (1993)
- Eddy Eckert (1994)
- Jim Willis (1996)
- Richard Craven (1997)
- Ray Frame (1999)
- Jimmy Welch (2003)
- Donnie Jones (2004)
- Mike Fortune (2005)
- Greg King (2005)
- Jody Fuller (2007)
- Randy Horn (2008)
- Dick Algire (2009)
- Cliff Sturdivant (2010)



YEARLY OFFENSIVE LEADERS

<u>Batting Average</u>			<u>Hits</u>			<u>Total Bases</u>			<u>Stolen Bases</u>		
1976	Walter Glass	.436	2003	Brian Jordan	43	1983	Jimbo Willis	72	1983	Jimbo Willis	9
1977	David Couch	.488	2004	Bryant Jones	55	1984	Jimbo Willis	56	1984	Mike Ramsey	11
1983	Gary Pitman	.380	2005	Zach Dean	37	1985	Richard Craven	126	1985	Roger Deskins	13
1984	Tim Percy	.400	2006	Zach Dean	31	1986	Churchill Moore	88	1986	Churchill Moore	65
1985	Richard Craven	.484	2007	Kyle Dudley	40	1987	Roger Gum	71	1987	Churchill Moore	33
1986	Darrel Risberg	.395	2008	Scott Gladstone	37	1988	Mike Brown	92	1988	Stanley Chick	23
1987	Roger Gum	.429	2009	Mark Hartsfield	56	1989	Kyle Coleman	88	1989	Brian Henley	24
1988	Darrel Risberg	.549	2010	Trey Karlen	61	1990	Greg King	79	1990	Brian Henley	14
1989	Scott McMackin	.416	<u>Home Runs</u>			1991	Brett VanderMeeden	86	1991	Richard Matz	9
1990	Richard Matz	.435	1972	Don Jackson	17	1992	Bryan Bullington	112	1992	Chris Ervin	8
1991	Greg King	.402	1983	Jimbo Willis	10	1993	Daisuke Oda	92	1993	Kevin Ray	6
1992	Jimmy Carey	.431	1984	Jimbo Willis	8	1994	Erik Morgan	86	1994	Jimmy Carey	13
1993	Mark Ostby	.313	1985	Jimbo Willis	14	1995	Scott Hall	88	1995	Mitch Dunn	6
1994	Jimmy Carey	.432	1986	Bill Glass	2	1996	Chuck Seymour	88	1996	Brad Warmath	3
1995	Bryan Bullington	.377	1987	Mike Brown	1	1997	Brian Baker	110	1997	Troy Crawford	6
1996	Daisuke Oda	.346	1988	Gene Jones	2	1998	Daisuke Oda	90	1998	Scott Hall	6
1997	Erik Morgan	.331	1989	Mike Brown	1	1999	Adam Gibson	85	1999	Brad Smith	11
1998	Scott Hall	.378	1990	Mike Brown	8	2000	Brady Nighswonger	95	2000	Brian Baker	16
1999	Chuck Seymour	.331	1991	Greg King	13	2001	Bryant Jones	133	2001	Lanier English	13
2000	Heath Doyle	.348	1992	Danny Long	12	2002	Zach Dean	74	2002	Adam Gibson	7
2001	Brad Meadows	.342	1993	Mark Ostby	10	2003	Zach Dean	84	2003	Hunter Hart	5
2002	Kelly Davis	.316	1994	Kevin Barger	12	2004	Kyle Dudley	89	2004	Bryant Jones	18
2003	Brady Nighswonger	.357	1995	Michael York	10	2005	Will Blackmon	82	2005	Zach Dean	12
2004	Bryant Jones	.425	1996	Kevin Barger	10	2006	Mark Hartsfield	131	2006	Blake Turner	8
2005	Blake Turner	.304	1997	Matt Buttrum	10	2007	Trey Karlen	145	2007	Chad Green	20
2006	Brett Spivy	.321	1998	Steve Gatlage	10	<u>Slugging Percentage</u>			2008	Bryce Carden	5
2007	Bryce Carden	.329	1999	Brett VanderMeede	10	1983	Jimbo Willis	.673	2009	Mark Hartsfield	9
2008	Scott Gladstone	.316	2000	Bryan Bullington	14	1984	Jimbo Willis	.675	2010	Trey Karlen	30
2009	Scott Gladstone	.420	2001	Daisuke Oda	10	1985	Richard Craven	.818	<u>Stolen Base Percentage</u>		
2010	Ty Nelson	.396	2002	Chuck Seymour	8	1986	Darrel Risberg	.522	<u>(minimum 5 attempts)</u>		
<u>At Bats</u>			2003	Greg King	7	1987	Roger Gum	.534	1983	Mike Ramsey	1.000 (6-6)
1983	Matt Pumo	120	2004	Kyle Dudley	62	1988	Mike Brown	.730	1984	Mike Ramsey	1.000 (11-11)
1984	Mike Ramsey	105	2005	Scott Gladstone	62	1989	Scott McMackin	.652	1985	Matt Phillips	1.000 (6-6)
1985	Roger Deskins	177	2006	Ty Nelson	84	1990	Greg King	.599	1986	Churchill Moore	.942 (65-69)
1986	Churchill Moore	181	1975	Walter Glass	18	1991	Danny Long	.647	1987	Churchill Moore	.943 (33-35)
1987	Churchill Moore	137	1983	Chris Hicks	7	1992	Jimmy Carey	.732	1988	Greg Youree	.833 (5-6)
1988	Gene Jones	153	1984	Dodd	7	1993	Mark Ostby	.528	1989	Brian Henley	1.000 (24-24)
1989	Brian Henley	138	1985	Matt Pumo	9	1994	Brett VanderMeeden	.585	1990	Ron Harrison	.765 (13-17)
1990	Greg King	147	1986	Richard Craven	16	1995	Daisuke Oda	.579	1991	Richard Matz	1.000 (9-9)
1991	Richard Matz	129	1987	Darrel Risberg	17	1996	Erik Morgan	.570	1992	Kevin Barger	.875 (7-8)
1992	Chris Ervin	136	1988	Roger Gum	9	1997	Chuck Seymour	.608	1993	Kevin Ray	.750 (6-8)
1993	Kevin Barger	154	1989	Mike Brown	13	1998	Chuck Seymour	.550	1994	Brett VanderMeeden	1.000 (6-6)
1994	Mark Buttrum	147	1990	Kyle Coleman	15	1999	Brian Baker	.636	1995	Mitch Dunn	.750 (6-8)
	Mitch Dunn	147	1991	Greg King	13	2000	Brad Meadows	.559	1996	Johnnie Sanfratello	.429 (3-7)
	Steve Gatlage	147	1992	Danny Long	12	2001	Danny Long	.647	1997	Troy Crawford	.600 (6-10)
	Brett VanderMeeden	147	1993	Michael York	10	2002	Jimmy Carey	.732	1998	Brad Smith	.833 (5-6)
1995	Mitch Dunn	188	1994	Kevin Barger	12	2003	Mark Ostby	.528	1999	Brad Smith	1.000 (11-11)
1996	Chad Wyatt	164	1995	Matt Buttrum	10	2004	Brett VanderMeeden	.585	2000	Joe Ayers	.857 (6-7)
1997	Johnnie Sanfratello	166	1996	Steve Gatlage	10	2005	Daisuke Oda	.579	2001	Lanier English	.929 (13-14)
1998	Scott Hall	180	1997	Brett VanderMeede	10	2006	Erik Morgan	.570	2002	Brad Meadows	.714 (5-7)
1999	Lanier English	197	1998	Bryan Bullington	14	2007	Chuck Seymour	.608	2003	Hunter Hart	.500 (5-10)
2000	Paul Slack	174	1999	Brad Warmath	15	2008	Chuck Seymour	.550	2004	Kayo Anderson	1.000 (5-5)
2001	Lanier English	195	2000	Johnnie Sanfratello	11	2009	Brian Baker	.636	2005	Brett Spivy	1.000 (6-6)
2002	Adam Gibson	200	1998	Johnnie Sanfratello	11	2010	Brad Meadows	.559	2006	Blake Turner	.800 (8-10)
2003	Bryant Jones	184	1999	Scott Hall	12	2001	Don Waller	.510	2007	Bryce Carden	1.000 (5-5)
2004	Bryant Jones	226	2000	Scott Hall	14	2002	Luke Parham	.667	2008	Bryce Carden	.555 (5-9)
2005	Nick Bruner	205	2001	Brian Baker	12	2003	Bryant Jones	.588	2009	Mark Hartsfield	.900 (9-10)
2006	Zach Dean	203	2002	Brad Meadows	8	2004	Zach Dean	.409	2010	Brent Morris	1.000 (10-10)
2007	Lance Renton	193	2003	Don Waller	8	2005	Brett Spivy	.577			
2008	Scott Gladstone	196	2004	Brian Jordan	9	2006	Blake Turner	.486			
2009	Cody Terry	213	2005	Brett Spivy	4	2007	Wes Patterson	.602			
2010	Cody Terry	228	2006	Brett Spivy	8	2008	Miles Hartsfield	.639			
<u>Runs</u>			2007	Dan Stephens	11	2009	Trey Karlen	.671			
1983	Dodd	26	2008	Adam Gibson	11	<u>Runs Batted In</u>					
1984	Mike Ramsey	27	2009	Kelly Davis	13	1983	Matt Pumo	17			
1985	Richard Craven	74	2010	Adam Salter	14	1984	Jimbo Willis	26			
1986	Churchill Moore	70	2001	Chris Rezakabek	7	1985	Jimbo Willis	58			
1987	Churchill Moore	49	2002	Brett Spivy	11	1986	Matt Phillips	42			
1988	Darrel Risberg	40	2003	Lance Renton	16	1987	Roger Gum	32			
1989	Greg McKnight	36	2004	William Blackmon	11	1988	Gene Jones	32			
1990	Greg King	37	2005	Wes Patterson	15	1989	Mike Brown	43			
1991	Greg King	37	2006	Trey Karlen	22	1990	Kyle Coleman	35			
1992	Richard Matz	37	<u>Triples</u>			1991	Greg King	40			
1993	Chris Ervin	47	1976	Dale Horn	4	1992	Danny Long	39			
1994	Jimmy Carey	36	1978	Walter Glass	9	1993	Jimmy Carey	46			
1995	Mitch Dunn	39	1981	Donnie Mitchell	7	1994	Mark Ostby	27			
1996	Chad Wyatt	29	1983	Chris Hicks	3	1988	Brett VanderMeeder	43			
1997	Johnnie Sanfratello	37	2001	Matt Pumo	3						
1998	Chuck Seymour	41	1984	Rodney Patteron	3						
1999	Chuck Seymour	41	1985	Richard Craven	3						
2000	Brian Baker	38	1986	Roger Gum	4						
2001	Brad Meadows	32		Matt Phillips	4						
2002	Adam Gibson	42		Churchill Moore	4						
				Churchill Moore	4						



YEARLY DEFENSIVE/PITCHING LEADERS

<u>Putouts</u>		
1984	Randy Nolen	156
1985	Tim Percy	343
1987	Tim Percy	296
1988	Kyle Coleman	289
1989	Kyle Coleman	287
1992	Michael York	276
1993	Hunter McLemore	345
1994	Chris Clapper	204
1995	Bryan Bullington	340
1996	Scott VanNeste	217
1997	Chad Pritchett	147
1998	Chuck Seymour	336
1999	Chuck Seymour	362
2000	Joe Ayers	314
2001	Joe Ayers	292
2002	Don Waller	260
2003	Brian Jordan	362
2004	Brian Berryman	331
2005	Brian Berryman	309
2006	Jason Hockaday	357
2007	Scott McLean	326
2008	Wes Patterson	229
2009	Wes Patterson	275
2010	Wes Patterson	413

<u>Assists</u>		
1984	Rodney Patterson	156
1985	Roger Deskins	149
1987	Roger Gum	97
1988	Gene Jones	92
1989	Brian Henley	67
1992	Chris Ervin	97
1993	Chris Ervin	141
1994	Brett VanderMeeden	119
1995	Brett Young	153
1996	Chad Wyatt	123
1997	Kyle Hodge	103
1998	Kyle Hodge	109
1999	Brad Smith	123
2000	Pual Slack	96
2001	Bryant Jones	107
2002	Brady Nighswonger	110
2003	Brady Nighswonger	107
2004	Bryant Jones	121
2005	Jason Moore	155
2006	Lance Renton	149
2007	Chad Green	110
2008	Scott Gladstone	133
2009	Scott Gladstone	134
2010	Cody Terry	164

<u>Fielding Percentage</u>		
1984	Gary Pitman	.985
1985	Tim Percy	.989
1987	Joey Johnson	1.000
1988	Darrel Risberg	.985
1989	Kyle Coleman	.994
1992	Michael York	.993
1993	Hal Williams	1.000
1994	Travis Walters	.987
1995	Randall Harvey	.976
1996	Skipper McGill	.995
1997	Johnnie Sanfratello	.979
1998	Chuck Seymour	.986
1999	Scott Hall	.980
2000	Heath Doyle	.983
2001	Lanier English	1.000
2002	Adam Gibson	.977
2003	Ryan Bethel	.989
2004	Scott McLean	1.000
2005	Blake Turner	1.000
2006	Bryan Harvey	1.000
2007	Blake Turner	1.000
2008	Chris Sisk	1.000
2009	Jordan Owen	1.000
2010	Ty Nelson	.995

<u>Earned Run Average</u>		
1983	Russ Hopper	2.45
1984	Mike Prather	2.47
1985	Bruce Beckman	3.81
1986	Frank Perez	3.65
1987	Frank Glover	0.96
1988	Mike McSwain	1.72
1989	Mike McSwain	2.76
1990	Terry Jackson	2.71

1991	Barry Hamilton	3.34
1992	Chad Harrell	2.08
1993	David Strange	4.09
1994	Jeff Graves	2.45
1995	Brad VanderMeeden	3.05
1996	Michael Blount	3.21
1997	Jason Alford	3.05
1998	Jody Fuller	5.82
1999	T. J. Allen	4.30
2000	Bobby Alford	4.70
2001	Bobby Alford	3.60
2002	Brad Meadows	2.82
2003	Justin Bryant	5.43
2004	Ben Meador	5.96
2005	Scott Massey	3.86
2006	Eric Walker	3.70
2007	Travis Webb	4.02
2008	Calen Sutton	4.92
2009	Travis Webb	4.74
2010	Dan Tobik	3.63

<u>Wins</u>		
1983	Kevin Tuck	6
1984	Mike Prather	6
1985	Bruce Beckman	7
1986	Mike Hayes	9
1987	Wes Hicks	5
1988	Randy Coffman	7
1989	Randy Coffman	6
1990	David White	7
1991	Shannon Haggard	4
1992	Shannon Haggard	7
1993	David Strange	8
1994	David Strange	3
	Brad Dyer	3
1995	Brian Rosbury	4
1996	Michael Blount	5
1997	Michael Blount	4
1998	Michael Blount	5
1999	Wesley Freeman	5
2000	Heath Doyle	5
2001	Brad Meadows	4
2002	T. J. Allen	5
2003	Justin Bryant	5
2004	Ben Meador	5
2005	Scott Massey	3
	Justin Bryant	3
2006	Chadwick Cameron	4
	Ryan Rockholt	4
2007	Ryan Rockholt	4
	Chadwick Cameron	4
2008	Calen Sutton	4
2009	Coty Green	4
2010	Coty Green	9

<u>Appearances</u>		
1983	Mike Prather	11
1984	Martin Newby	11
1985	Russ Hopper	16
1986	Frank Perez	19
1987	Frank Perez	16
1988	Frank Glover	21
1989	Randy Coffman	13
	Keith Domino	13
1990	David White	14
1991	Mike Eatherly	14
1992	Shannon Haggard	12
	Brad Dyer	12
1993	Curt Lee	20
1994	Tim Frye	17
1995	Brian Rosbury	17
	Jody Fuller	17
1996	Jody Fuller	20
1997	Jay Lasley	17
1998	Jason Alford	17
1999	Ed Gover	24
2000	Heath Doyle	21
2001	Brad Meadows	20
2002	Jason Venczel	23
2003	Dustin Summers	25
2004	Dustin Summers	30
2005	Dustin Summers	28
	Micky Dobson	28
2006	Chadwick Cameron	25
2007	Travis Webb	28
2008	Lin Cates	22
2009	Drew Flaniken	27
2010	Drew Flaniken	28

<u>Complete Games</u>		
1983	Mike Prather	5
1984	Mike Prather	5
1985	Martin Newby	7
1986	Mike Hayes	7
1987	Randy Chism	3
1988	John Daniels	5
	Randy Coffman	5
1989	Randy Coffman	4
1990	Terry Jackson	6
1991	Shannon Haggard	4
1992	Mike Eatherly	5
1993	Chris Payne	5
1994	Chris Payne	5
1995	Brian Rosbury	5
1996	Michael Blount	4
1997	Michael Blount	3
1998	Jody Fuller	7
1999	Wesley Freeman	7
2000	Heath Doyle	4
2001	Jason Sullivan	7
2002	Brad Meadows	3
	Jason Sullivan	3
	T. J. Allen	3
2003	Donnie Corey	4
2004	Ben Meador	2
2005	Scott Massey	4
2006	Jacob Smothers	3
2007	William Blackmon	1
	Eric Walker	1
	Adam Ledlow	1
2008	Calen Sutton	3
2009	Coty Green	4
2010	Coty Green	1

<u>Shutouts</u>		
1983	Curtis Gardner	1
	Mike Prather	1
	Kevin Tuck	1
1984	Mike Hayes	2
1985	Martin Newby	3
1986	Mike Hayes	5
	John Fowler	1
	David Morris	1
	Frank Glover	1
1987	Frank Perez	4
1988	John Daniels	2
1989	Randy Coffman	2
	Keith Domino	2
1990	Terry Jackson	1
	Mike McSwain	1
1991	James Skinner	1
1992	Chad Harrell	3
1993	Chris Payne	1
1994	Chris Payne	1
1995	Trent Latta	1
1996	Michael Blount	2
1997	Chris Meyer	1
	Michael Blount	1
1998	Jody Fuller	1
1999	Wesley Freeman	1
2000	None	N/A
2001	None	N/A
2002	Brad Meadows	1
	T. J. Allen	1
2003	None	N/A
2004	None	N/A
2005	None	N/A
2006	Derek Link	1
2007	None	N/A
2008	Calen Sutton	1
2009	None	N/A
2010	None	N/A

<u>Saves</u>		
1983	Mike Prather	2
1984	Russ Hopper	2
1985	Russ Hopper	4
1986	Frank Perez	4
1987	Frank Perez	4
1988	John Daniels	2
1989	Terry Jackson	1
	David White	1
	Charles McClain	1
1990	David White	1
1991	Mike Eatherly	1
1992	Steve Jett	3

1993	Curt Lee	2
1994	Curt Lee	2
	Tim Frye	2
1995	Trent Latta	1
	Michael Blount	1
	Brian Rosbury	1
	Jody Fuller	1
1996	Chad McDowell	2
	Jody Fuller	2
1997	Jay Lasley	3
1998	Jody Fuller	2
1999	Ed Gover	2
2000	Luke Rogers	2
2001	Brad Meadows	1
	Casey Bevis	1
2002	Jason Venczel	3
2003	Dustin Summers	1
	Brett Hall	1
	Scott Massey	1
2004	Adam Ledlow	3
2005	Dustin Summers	3
2006	Chadwick Cameron	6
2007	Chadwick Cameron	2
2008	Wes Patterson	4
2009	Drew Flaniken	2
2010	Wes Alsup	7

<u>Innings Pitched</u>		
1983	Mike Prather	46.0
1984	Mike Prather	51.0
1985	Bruce Beckman	78.0
1986	Mike Hayes	78.1
1987	Wes Hicks	56.1
1988	Wes Hicks	77.0
1989	Terry Jackson	56.2
1990	Terry Jackson	67.0
1991	Shannon Haggard	46.0
1992	Shannon Haggard	63.2
1993	David Strange	83.2
1994	Chris Payne	70.1
1995	Brian Rosbury	96.0
1996	Michael Blount	67.1
1997	Jody Fuller	74.0
1998	Jody Fuller	85.0
1999	Wesley Freeman	107.1
2000	Heath Doyle	90.0
2001	Brad Meadows	83.1
2002	Jason Sullivan	96.0
2003	Donnie Corey	65.0
2004	Ben Meador	83.0
2005	Scott Massey	86.1
2006	Adam Ledlow	89.2
2007	Eric Walker	73.2
2008	Calen Sutton	71.1
2009	Coty Green	94.0
2010	Coty Green	87.2

<u>Strikeouts</u>		
1983	Mike Prather	43
1984	Mike Prather	37
1985	Bruce Beckman	61
1986	Mike Hayes	59
1987	Wes Hicks	52
1988	Wes Hicks	67
1989	Terry Jackson	39
1990	Charles McClain	57
1991	Shannon Haggard	31
1992	Shannon Haggard	47
1993	David Strange	64
1994	David Strange	55
1995	Brian Rosbury	51
1996	Jody Fuller	51
1997	Jody Fuller	66
1998	Jody Fuller	118
1999	Wesley Freeman	72
2000	Heath Doyle	63
2001	Brad Meadows	67
2002	Jason Sullivan	59
2003	Donnie Corey	54
2004	Ben Meador	68
2005	Scott Massey	54
2006	Ryan Rockholt	53
2007	William Blackmon	64
2008	Eric Walker	44
2009	Coty Green	70
2010	Coty Green	64



SEASON RECORDS

GAMES PLAYED

1. Ty Nelson	55	2010
Trey Karlen	55	2010
Jordan Owen	55	2010
Cody Terry	55	2010
Cory Stooksbury	55	2010
Lanier English	55	1999
Brad Smith	55	1999
8. Nick Bruner	54	2005
Bryant Jones	54	2004
Hunter Hart	54	2004
Adam Salter	54	2004
Lanier English	54	2001

BATTING AVERAGE

1. David Couch	.488	1977
2. Richie Craven	.484	1985
3. Walter Glass	.436	1976
4. Richard Matz	.435	1990
5. Jimmy Carey	.431	1994
6. Roger Gum	.429	1987
7. Bryant Jones	.425	2004
8. Scott Gladstone	.420	2009
9. Ricky Jackson	.416	1985
Scott McMackin	.416	1989

AT BATS

1. Cody Terry	228	2010
2. Bryant Jones	226	2004
3. Trey Karlen	216	2010
4. Jordan Owen	215	2010
5. Cody Terry	213	2009
Hunter Hart	213	2004
7. Ty Nelson	212	2010
Mark Hartsfield	212	2009
9. Nick Bruner	205	2005
10. Brett Spivy	204	2004

RUNS SCORED

1. Richard Craven	74	1985
2. Churchill Moore	70	1986
3. Trey Karlen	61	2010
4. Jim Willis	58	1985
5. Mark Hartsfield	56	2009
6. Bryant Jones	55	2004
7. Ty Nelson	53	2010
8. Roger Gum	52	1986
9. Cody Terry	51	2010
10. Roger Deskins	50	1985

HITS

1. Bryant Jones	96	2004
2. Ty Nelson	84	2010
Scott Gladstone	84	2009
4. Mark Hartsfield	79	2009
5. Trey Karlen	77	2010
Miles Hartsfield	77	2009
7. Cody Terry	74	2010
Richard Craven	74	1985
9. Jordan Owen	70	2010
10. Roger Deskins	69	1995
Churchill Moore	69	1986

DOUBLES

1. Trey Karlen	22	2010
2. Ty Nelson	20	2010
3. Walter Glass	18	1985
4. Darrel Risberg	17	1986
5. Richard Craven	16	1985
Lance Renton	16	2007
7. Cody Terry	15	2010
Wes Patterson	15	2010
9. Brad Warmath	15	1996
Kyle Coleman	15	1989

TRIPLES

1. Walter Glass	9	1978
2. Donnie Mitchell	7	1981
3. Ty Nelson	4	2010
Blake Turner	4	2007
Zach Dean	4	2005
Steve Gadlage	4	1994
Bill Glass	4	1988

Churchill Moore	4	1987
Roger Gum	4	1986
Churchill Moore	4	1986
Matt Phillips	4	1986
David Smith	4	1980
Dale Horn	4	1976

HOME RUNS

1. Jordan Owen	18	2010
2. Don Jackson	17	1972
3. Wes Patterson	15	2010
Brian Baker	15	2000
5. Trey Karlen	14	2010
Jim Willis	14	1985
7. Mark Hartsfield	12	2009
8. Wes Patterson	11	2009
Chuck Seymour	11	1998
Bryan Bullington	11	1995
Jimmy Carey	11	1992

RUNS BATTED IN

1. Wes Patterson	64	2010
2. Jim Willis	58	1985
3. Cody Terry	55	2010
4. Miles Hartsfield	52	2009
5. Jordan Owen	51	2010
6. Wes Patterson	47	2009
7. Jimmy Carey	46	1992
8. Ty Nelson	45	2010
Trey Karlen	45	2010
Brett Spivy	45	2004

TOTAL BASES

1. Trey Karlen	145	2010
2. Jordan Owen	138	2010
3. Ty Nelson	136	2010
4. Bryant Jones	133	2004
5. Mark Hartsfield	131	2009
6. Wes Patterson	126	2010
Richard Craven	126	1985
8. Miles Hartsfield	124	2009
9. Cody Terry	116	2010
10. Scott Gladstone	114	2009

SLUGGING PERCENTAGE

1. Richard Craven	.818	1985
2. Jim Willis	.748	1985
3. Donnie Mitchell	.743	1981
4. Jimmy Carey	.732	1992
5. Mike Brown	.730	1988
6. Jim Willis	.673	1983
7. Trey Karlen	.671	2010
Bryan Bullington	.671	1995
9. Gary Slayden	.670	1982
10. Wes Patterson	.656	2010

BASE ON BALLS

1. Richard Craven	40	1985
2. Hunter Hart	35	2003
3. Chuck Seymour	34	1998
4. Mike Brown	32	1988
5. Trey Karlen	31	2010
6. Kelly Davis	30	2003
Michael York	30	1991
Chad Green	30	2007
9. Wes Patterson	29	2010
Wes Patterson	29	2009

HIT BY PITCH

1. Bart Hammock	16	2001
2. Brad Smith	14	1999
3. Trey Karlen	13	2010
4. Brian Jordan	12	2003
Bart Hammock	12	2002
Steve Gadlage	12	1994
7. Greg McKnight	11	1989
8. Cody Terry	10	2010
9. Mike Brown	9	1987
10. Ty Nelson	8	2010
Jerron Casey	8	2010
Chris Rezabek	8	2006
Chris Rezabek	8	2005
Brian Berryman	8	2004

STRIKEOUTS

1. Trey Karlen	56	2010
2. Brett Spivy	55	2005
3. Brian Baker	54	2000
4. Cory Stooksbury	53	2010
5. Zach Dean	52	2005
6. Wes Patterson	49	2010
Jordan Owen	49	2010
8. Brad Smith	47	1999
9. Brian Berryman	45	2004
10. Adam Gibson	44	1999

STOLEN BASES

1. Churchill Moore	65	1986
2. Churchill Moore	33	1987
3. Trey Karlen	30	2010
4. Walter Glass	28	1976
5. Brian Henley	24	1989
6. Stanley Click	23	1988
7. Chad Green	20	2007
8. Ty Nelson	19	2010
9. Bryant Jones	18	2004
Greg McKnight	18	1989

PUTOUTS

1. Wes Patterson	413	2010
2. Chuck Seymour	362	1999
Brian Jordan	362	2003
4. Jason Hockaday	357	2006
5. Hunter McLemore	345	1993
6. Tim Percy	343	1985
7. Ty Nelson	341	2010
8. Bryan Bullington	340	1995
9. Chuck Seymour	336	1999
10. Brian Berryman	331	2004

ASSISTS

1. Cody Terry	164	2010
2. Cody Terry	157	2009
3. Jason Moore	155	2005
4. Brett Young	153	1995
5. Lance Renton	149	2006
Roger Deskins	149	1985
7. Chris Ervin	141	1993
8. Chad Wyatt	140	1995
9. Cory Stooksbury	137	2010
10. Scott Gladstone	134	2009

ERRORS

1. Bryant Jones	31	2002
2. Bryant Jones	30	2003
3. Jason Moore	27	2005
4. Bryant Jones	23	2003
Paul Slack	23	1998
Chad Wyatt	23	1995
7. Trey Karlen	22	2010
Jimmy Davis	22	1988
Shayne Martin	22	2008
10. Desmond O'Quine	21	2000

PITCHING CATEGORIES

VICTORIES

1. Coty Green	9	2010
Mike Hayes	9	1986
3. David Strange	8	1993
Ray Frame	8	1968
5. Mike Eatherly	7	1992
Shannon Haggard	7	1992
David White	7	1990
Randy Coffman	7	1988
Bruce Beckman	7	1985
Larry White	7	1981
Mike Bennett	7	1980

STRIKEOUTS

1. Jody Fuller	118	1998
2. Wesley Freeman	72	1999
3. Coty Green	70	2009
4. Ben Meador	68	2004
5. Brad Meadows	67	2001
Wes Hicks	67	1988
7. Ray Frame	67	1968
8. Jody Fuller	66	1997
9. Michael Blount	65	1998
10. Coty Green	64	2010
William Blackmon	64	2007
David Strange	64	1993

EARNED RUN AVERAGE

1. Larry White	0.41	1981
2. Frank Glover	0.96	1987
3. Ray Frame	1.17	1968
4. Craig Rogers	1.25	1980
5. Craig Rogers	1.41	1981
6. Bill Ridings	1.58	1980
7. Mike Bennett	1.63	1980
8. Mike McSwain	1.72	1988
9. Jeff Kelley	1.86	1980
10. Mike Williams	2.04	1976

COMPLETE GAMES

1. Danny Mitchell	8	1976
2. Jason Sullivan	7	2001
Wesley Freeman	7	1999
Jody Fuller	7	1998
Mike Hayes	7	1986
Martin Newby	7	1985
Tommy Glass	7	1976
8. Terry Jackson	6	1990
Alan Reynolds	6	1982
10. Brian Rosbury	5	1995
Chris Payne	5	1993
Mike Eatherly	5	1992
Randy Coffman	5	1988
John Daniel	5	1988
Bruce Beckman	5	1985
Wade Freeman	5	1985
Mike Prather	5	1984
Mike Prather	5	1983
Bruce Wyatt	5	1981

APPEARANCES

1. Dustin Summers	30	2004
2. Drew Flaniken	28	2010
Travis Webb	28	2007
Dustin Summers	28	2005
Micky Dobson	28	2005
6. Drew Flaniken	27	2009
7. Chadwick Cameron	25	2006
Dustin Summers	25	2003
9. Ed Gover	24	1999
10. Alec Mills	23	2010
Tanner Hensley	23	2009
Chadwick Cameron	23	2007
Jason Venczel	23	2002

GAMES STARTED

1. Wesley Freeman	17	1999
2. Coty Green	15	2010
Adam Ledlow	15	2006
Jason Venczel	15	2001
Brian Rosbury	15	1995
6. Coty Green	14	2009
Jacob Smothers	14	2006
Ryan Rockholt	14	2006
Ben Meador	14	2004
10. Justin Bryant	13	2005
Jason Sullivan	13	2001
Michael Blount	13	1995
Mike Hayes	13	1986

MOST WALKS ALLOWED

1. Bret Fanning	65	1995
2. Ryan Rockholt	55	2006
3. Wesley Freeman	51	1999
4. Jason Venczel	46	2001
Jody Fuller	46	1998
6. Jody Fuller	44	1995
7. Heath Doyle	43	2000
Josh Carter	43	2000
John Daniel	43	1988
10. John Fowler	41	1986
Shawn McElya	41	2008

*Records are based upon all available statistics at the time of printing. All seasons at the Division-I level (1993-present) are fully represented.

CAREER RECORDS

GAMES PLAYED

1. Douglas Nicodemus	195	2003-07
2. Bryant Jones	191	2001-04
3. Paul Slack	183	1997-00
4. Lanier English	182	1998-01
5. Adam Gibson	178	1999-02
6. Brian Jordan	174	1999-03
7. Bill Glass	169	1984-88
8. Dan Stephens	155	2000-03
9. Ricky Jackson	148	1985-88
10. Tim Percy	145	1984-87

AT BATS

1. Bryant Jones	651	2001-04
2. Lanier English	626	1998-01
3. Douglas Nicodemus	622	2003-07
4. Paul Slack	608	1997-00
5. Adam Gibson	607	1999-02
6. Brian Jordan	542	1999-03
7. Cody Terry	522	2008-active
8. Brett Spivy	492	2003-06
9. Wes Patterson	482	2008-active
8. Hunter Hart	481	2001-04

BATTING AVERAGE

1. Walter Glass	.423	1975-76
2. David Couch	.415	1977-78
3. Don Jackson	.408	1972-73
4. Greg King	.394	1990-91
Richard Matz	.394	1990-91
6. Donnie Mitchell	.393	1980-81
7. Darrel Risberg	.392	1986-88
8. Scott McMackin	.385	1989-90
9. Brian Henley	.383	1989-90
10. Roger Gum	.382	1986-87

RUNS SCORED

1. Darrel Risberg	126	1985-88
2. Bryant Jones	120	2001-04
3. Churchill Moore	119	1986-87
Paul Slack	119	1997-00
5. Cody Terry	106	2008-active
6. Wes Patterson	105	2008-active
Jim Willis	105	1983-85
Mark Stafford	105	1972-75
9. Bill Glass	102	1984-85
10. Brian Jordan	99	1999-03

HITS

1. Bryant Jones	218	2001-04
2. Lanier English	180	1998-01
3. Paul Slack	172	1997-00
4. Darrel Risberg	169	1986-88
5. Adam Gibson	166	1999-02
6. Matt Pumo	159	1982-85
7. Wes Patterson	158	2008-active
8. Cody Terry	154	2008-active
9. Douglas Nicodemus	152	2003-07
10. Brian Jordan	151	1999-03

DOUBLES

1. Wes Patterson	36	2008-active
Darrel Risberg	36	1986-88
3. Adam Gibson	34	1999-02
Brian Jordan	34	1999-03
Dan Stephens	34	2000-03
6. Paul Slack	33	1997-00
7. Cody Terry	32	2008-active
8. Ty Nelson	31	2009-10
9. Brett Spivy	30	2003-06
10. Bryant Jones	29	2001-04
Larry Hudson	29	1978-81
Daisuke Oda	29	1994-96

TRIPLES

1. Walter Glass	17	1975-76
2. Donnie Mitchell	9	1980-81
3. Churchill Moore	8	1986-87
4. Zach Dean	6	2005-06
Matt Phillips	6	1985-86
Troy Crawford	6	1996-00
Matt Pumo	6	1982-85
8. Mark Hartsfield	5	2008-09

Lanier English	5	1998-01
Gene Jones	5	1987-89
Roger Gum	5	1986-87

HOME RUNS

1. Wes Patterson	36	2008-active
2. Jim Willis	32	1983-85
3. Jordan Owen	23	2009-active
4. Don Jackson	22	1972-73
5. Brett Spivy	19	2003-06
Chuck Seymour	19	1998-99
7. Mark Hartsfield	16	2008-09
David Couch	16	1977-78
Daisuke Oda	16	1994-96
10. Brad Meadows	15	2001-02
Brian Baker	15	2000
Brett VanderMeeden	15	1993-94

RUNS BATTED IN

1. Jim Willis	160	1983-85
2. Wes Patterson	140	2008-active
3. Gene Jones	99	1987-89
4. Tim James	98	1985-87
5. Mack Moore	96	1974-78
6. Darrel Risberg	93	1986-88
7. Bryant Jones	92	2001-04
Bill Glass	92	1984-88
Adam Gibson	92	1999-02
10. Dan Stephens	91	2000-03

BASE ON BALLS

1. Paul Slack	96	1999-00
2. Hunter Hart	83	2001-04
3. Bill Glass	76	1984-88
4. Jim Willis	75	1983-85
5. Darrel Riseberg	72	1985-88
6. Bryant Jones	64	2001-04
David Couch	64	1977-78
8. Wes Patterson	63	2008-active
Hunter Hart	63	2003-04
10. Nick Luper	62	2004-06
Adam Gibson	62	1999-02

STOLEN BASES

1. Churchill Moore	98	1986-87
2. Walter Glass	56	1975-76
3. Stanley Click	38	1988-89
Brian Henley	38	1989-90
5. Ricky Jackson	33	1985-88
6. Lanier English	31	1998-01
7. Trey Karlen	30	2010-active
Darrel Risberg	30	1986-88
Larry Hudson	30	1978-81
10. Ron Harrison	29	1989-90

PUTOUTS

1. Tim Percy	1,030	1984-87
2. Wes Patterson	917	2008-active
3. Chuck Seymour	698	1998-99
4. Brian Berryman	640	2003-05
5. Jason Hockaday	613	2006-07
6. Brian Jordan	606	1999-03
Joe Ayers	606	2000-01
8. Scott McLean	579	2004-07
9. Kyle Coleman	576	1988-89
10. Ty Nelson	555	2009-10

ASSISTS

1. Bryant Jones	444	2001-04
2. Cody Terry	383	2008-active
3. Paul Slack	359	1997-00
4. Douglas Nicodemus	328	2003-07
5. Bill Glass	269	1984-88
6. Scott Gladstone	267	2008-09
7. Daisuke Oda	266	1994-96
8. Chad Wyatt	263	1995-96
9. Lance Renton	256	2006-07
10. Chris Ervin	238	1992-93

PITCHING RECORDS

VICTORIES

1. Mike Hayes	19	1984-87
2. Dick Windbigler	17	1971-73
Ray Frame	17	1964-68
4. Martin Newby	15	1983-86
Michael Blount	15	1995-98
6. Coty Green	14	2009-10
7. Randy Coffman	13	1988-89
Mike McSwain	13	1987-90
9. Frank Glover	12	1986-88
David White	12	1989-90

STRIKEOUTS

1. Jody Fuller	267	1995-98
2. Michael Blount	183	1995-98
3. Mike Hayes	167	1984-87
4. Adam Ledlow	156	2004-07
5. Martin Newby	155	1983-86
6. Joe Kucher	150	1972-74
7. Coty Green	134	2009-10
Danny Mitchell	134	1975-78
9. Jason Venczel	120	2001-02
10. David Strange	119	1993-94
Wes Hicks	119	1987-88
Jason Alford	119	1997-00
Wally Brown	119	1971-74

EARNED RUN AVERAGE

1. Larry White	2.00	1980-81
2. Craig Royers	2.64	1980-82
3. Brad Meadows	2.82	2002
4. Alan Reynolds	2.96	1981-82
5. Mike McSwain	3.20	1987-90
6. Mike Eatherly	3.21	1991-92
7. Bruce Wyatt	3.33	1981-82
8. Mike Prather	3.53	1983-84
9. Dan Tobik	3.63	2010-active
10. Trent Latta	3.76	1994-96

COMPLETE GAMES

1. Mike Hayes	17	1984-87
2. Michael Blount	15	1995-98
3. Martin Newby	14	1983-88
4. Mike Prather	10	1983-84
Jason Sullivan	10	2001-02
Jody Fuller	10	1995-98
Mike McSwain	10	1987-90
8. Chris Payne	9	1993-94
Terry Jackson	9	1989-90
Randy Coffman	9	1988-89

APPEARANCES

1. Dustin Summers	96	2002-05
2. Micky Dobson	70	2003-06
Jody Fuller	70	1995-98
4. Adam Ledlow	67	2004-07
5. Jason Alford	57	1997-00
Eric Walker	57	2005-08
7. Drew Flaniken	55	2009-10
Michael Blount	55	1995-98
8. T.J. Allen	54	1999-02
9. Jacob Smothers	53	2003-07
10. Jonathan Spiceland	52	2000-03

INNINGS PITCHED

1. Michael Blount	284.3	1995-98
2. Jody Fuller	276.1	1995-98
3. Adam Ledlow	251.1	2004-07
4. Mike Hayes	217.3	1984-87
5. Jacob Smothers	209.0	2003-07
6. Martin Newby	198.2	1983-86
7. Eric Walker	190.0	2005-08
8. Danny Mitchell	189.1	1975-78
9. Coty Green	181.2	2009-10
10. Justin Bryant	178.2	2003-05

GAMES STARTED

1. Michael Blount	49	1995-98
2. Mike Hayes	38	1984-87
3. Adam Ledlow	37	2004-07
4. Jody Fuller	36	1995-98
5. Justin Bryant	32	2003-05
6. Jacob Smothers	30	2003-07
7. Coty Green	29	2009-10
8. Martin Newby	27	1983-86
9. Scott Massey	26	2003-05
10. Jason Sullivan	25	2001-02
Eric Walker	25	2005-08

SAVES

1. Frank Perez	8	1986-87
Chadwick Cameron	8	2006-07
3. Wes Alsup	7	2009-10
Russ Hopper	7	1982-85
5. Wes Patterson	5	2008-active
Dustin Summers	5	2002-05
Jody Fuller	5	1995-98
Ray Frame	5	1964-68
9. Drew Flaniken	4	2009-10
Curt Lee	4	1993-94
Adam Ledlow	4	2004-07

MOST WALKS ALLOWED

1. Jody Fuller	143	1995-98
2. Michael Blount	129	1995-98
3. Adam Ledlow	119	2004-07
4. Martin Newby	113	1983-88
5. Mike Hayes	110	1984-87
6. Casey Estill	103	2003-06
7. Bret Fanning	100	1995-96
8. Ryan Rockholt	95	2006-07
9. Jacob Smothers	91	2003-07
10. Jason Venczel	81	2001-02



TEAM RECORDS

GAMES PLAYED

1. 2010 Team	55
2007 Team	55
2006 Team	55
2005 Team	55
1999 Team	55

HOME RUNS

1. 2010 Team	75
2. 2009 Team	57
3. 1975 Team	42
4. 2008 Team	38
5. 2003 Team	37
2000 Team	37

STOLEN BASES

1. 1986 Team	123
2. 1989 Team	104
3. 1987 Team	96
4. 1980 Team	86
5. 2010 Team	84

VICTORIES

1. 1985 Team	36
2. 1992 Team	31
3. 1986 Team	30
4. 1988 Team	26
5. 1981 Team	26

RUNS ALLOWED

1. 2008 Team	480
2. 2004 Team	479
3. 2001 Team	455
4. 2000 Team	450
5. 2010 Team	445

BATTING AVERAGE

1. 1985 Team	.357
2. 1989 Team	.344
3. 1981 Team	.339
4. 1992 Team	.337
5. 1990 Team	.332

RUNS BATTED IN

1. 2010 Team	347
1985 Team	347
3. 1986 Team	346
4. 2009 Team	322
5. 2003 Team	300

RUNS PER GAME

1. 1981 Team	8.03
2. 1985 Team	7.68
3. 1992 Team	7.46
4. 1980 Team	7.30
5. 1987 Team	7.15
1986 Team	7.15

EARNED RUN AVERAGE

1. 1968 Team	2.53
2. 1980 Team	2.97
3. 1992 Team	3.42
4. 1981 Team	3.47
5. 1988 Team	3.80

HOME RUNS ALLOWED

1. 2009 Team	83
2. 2001 Team	75
3. 2004 Team	74
4. 2002 Team	64
5. 1999 Team	62

AT BATS

1. 2010 Team	1901
2. 2006 Team	1810
3. 2007 Team	1809
4. 2004 Team	1807
5. 2009 Team	1772

TOTAL BASES

1. 2010 Team	933
2. 2009 Team	865
3. 2004 Team	737
4. 1985 Team	735
5. 2003 Team	726

HITS PER GAME

1. 2009 Team	11.22
2. 2010 Team	10.53
3. 1985 Team	10.16
4. 2003 Team	10.12
5. 1986 Team	9.88

SAVES

1. 2010 Team	11
2. 2006 Team	8
3. 2009 Team	6
2008 Team	6
2005 Team	6
1986 Team	6
1985 Team	6

WILD PITCHES

1. 2000 Team	61
2. 1995 Team	59
3. 2001 Team	55
4. 2010 Team	49
5. 1997 Team	45

RUNS SCORED

1. 1985 Team	384
2. 2010 Team	380
3. 1986 Team	343
4. 2009 Team	342
5. 2003 Team	330

SLUGGING PERCENTAGE

1. 1981 Team	.540
2. 1985 Team	.517
3. 1988 Team	.512
4. 1992 Team	.495
5. 2010 Team	.491

PUTOUTS

1. 2010 Team	1393
2. 2006 Team	1371
3. 2007 Team	1355
4. 2005 Team	1352
5. 2004 Team	1305

LOSSES

1. 2001 Team	46
2. 2005 Team	43
3. 2008 Team	41
4. 2000 Team	40
1999 Team	40

HITS

1. 2010 Team	579
2. 2009 Team	572
3. 2004 Team	529
4. 1985 Team	508
5. 2007 Team	504

BASE ON BALLS

1. 1985 Team	230
2. 1987 Team	207
3. 2007 Team	205
4. 2003 Team	204
5. 2010 Team	195

ASSISTS

1. 1995 Team	559
2. 2010 Team	555
3. 2006 Team	554
4. 2005 Team	546
5. 2009 Team	531
1999 Team	531

COMPLETE GAMES

1. 1976 Team	25
2. 1985 Team	23
3. 1992 Team	20
4. 1990 Team	19
1989 Team	19
1988 Team	19

HIT BATSMEN

1. 2010 Team	83
2. 2000 Team	68
3. 2009 Team	67
2008 Team	67
5. 2006 Team	62
2003 Team	62

DOUBLES

1. 2010 Team	115
2. 2003 Team	107
3. 1999 Team	102
4. 2009 Team	100
5. 2004 Team	94

HIT BY PITCH

1. 2010 Team	60
2. 2002 Team	50
3. 2003 Team	45
2001 Team	45
1999 Team	45

ERRORS

1. 2002 Team	120
2. 2001 Team	119
3. 2003 Team	118
1999 Team	118
5. 2008 Team	110

INNINGS PITCHED

1. 2010 Team	464.1
2. 2006 Team	457.0
3. 2007 Team	451.2
4. 2005 Team	450.2
5. 2004 Team	435.0

WALKS

1. 2008 Team	250
2. 1995 Team	244
3. 2007 Team	237
4. 2000 Team	228
5. 2001 Team	217

TRIPLES

1. 1976 Team	26
2. 1980 Team	20
3. 1981 Team	18
4. 1986 Team	16
5. 1985 Team	14

STRIKEOUTS

1. 2010 Team	415
2. 2005 Team	384
3. 1998 Team	337
4. 2006 Team	334
5. 2002 Team	333

FIELDING PERCENTAGE

1. 2009 Team	.966
2. 2006 Team	.965
3. 1984 Team	.961
4. 1996 Team	.959
5. 1975 Team	.958

HITS ALLOWED

1. 2004 Team	689
2. 2010 Team	669
3. 2007 Team	636
4. 2001 Team	617
5. 2009 Team	616

STRIKEOUTS

1. 2010 Team	337
2. 2007 Team	329
3. 2002 Team	316
4. 1998 Team	307
5. 2001 Team	290



TEAM RECORDS

MISCELLANEOUS TEAM RECORDS

Opening game records	19-20
Most consecutive wins to open season	7, 1979
Most consecutive wins	16, 1985
Most consecutive losses to open season	10, 1993
Most consecutive losses	11, 2000
Most consecutive home wins	16, 1989
Most consecutive home losses	14, 2000, 2005
Most consecutive road wins	7, Several Tied
Most consecutive road losses	16, 2006
Best slugging percentage	1.224, Don Jackson, 1972
Most consecutive hits	8, Roger Gum vs. Bethel (DH), 1987
Most consecutive strikeouts (pitcher)	10, Joe Kuchar vs. Union, 1972
Most consecutive home runs in a game	3, Gary Barfield vs. Christian Brothers, 1991
Most consecutive strikeouts to start game	10 vs. Lawrence, 1972
Most times hit by a pitcher in a season	60, 2010
Lowest fielding percentage in a season	.922, 1976

TEAM OFFENSIVE RECORDS

Inning Records

Most hits	8 at Morehead State, 2005
Most runs	11 vs. Chicago State, 1997
Most home runs	4 vs. Jacksonville State, 2010
Most stolen bases	4, twice, 1986

Game Records

Most at bats	72 vs. Rhodes College, 1985
Most hits	28 vs. Berea College, 2003
Most runs	32 vs. Berea College, 2003
Most doubles	9 vs. Murray State, 2003
Most triples	3 vs. Memphis, April 22, 2009
	3 vs. Harding, April 6, 2004
Most home runs	7 at Tennessee Tech, April 25, 2009
Most runs batted in	30 vs. Berea College, 2003
Most stolen bases	7 twice, 1986
Most walks	16 vs. Christian Brothers, 1991
Most strikeouts	18 vs. Morehead State, 1999
Most left on base	16 vs. Eastern Kentucky, April 25, 2010
	16 vs. Southeast Missouri, May 22, 2004
	16 vs. Arkansas State, May 5, 2004

TEAM PITCHING RECORDS

Inning Records

Most runs allowed	10 at Southern Illinois, 2010
	10 at Central Arkansas, 2009
Most earned runs allowed	9 at Central Arkansas, 2009
	9 at Morehead State, 2004
Most home runs allowed	3, Several Tied

Game Records

Most runs allowed	30 vs. Eastern Illinois, April 11, 2009*
Most earned runs allowed	30 vs. Eastern Illinois, April 11, 2009*
Most hits allowed	30 vs. Eastern Illinois, April 11, 2009*
Most home runs allowed	9 vs. Eastern Illinois, April 11, 2009*
Most walks	15 at Kentucky, 2007
	15 vs. Bradley, 2004
	15 at Arkansas-Little Rock, 2003
Most Strikeouts	21 vs. Washington University, 1972
	21 vs. Arkansas-Little Rock, 2002

*Game was forfeited by Eastern Illinois

TEAM FIELDING RECORDS

Game Records

Most putouts	39 vs. Tennessee Tech, 2010
	39 at Samford, 2006
	39 vs. Martin Methodist, 2002
Most assists	21 vs. Northern Illinois, 2001
Most errors	9 vs. Illinois-Chicago, 2002
Most double plays	4 vs. Tennessee Tech, 2003
	4 at Morehead State, 2008

INDIVIDUAL OFFENSIVE RECORDS

Game Records

Most at bats	7 on six occasions;
	last: Trey Karlen vs. Tennessee Tech, 2010
Most hits	6, Scott McLean vs. Lipscomb, 2007
Most runs	6, Trey Karlen vs. Cleveland State, 2010
	6, Chad Wyatt vs. Louisville, 1995
	6, Scott McLean vs. Lipscomb, 2007
Most doubles	3, Several Tied
Most triples	2, Several Tied
Most home runs	3, Gary Barfield vs. CBU, 1991
	3, Chad Wyatt vs. Louisville, 1995
Most runs batted in	8 on three occasions;
	last: Was Patterson vs. Cleveland State, 2010
Most stolen bases	4, Churchill Moore (2) vs. Union, 1986
Most walks	7, Ricky Harris vs. Lambuth, 1977
Most strikeouts	4, Several Tied
Hit by pitch most	3, Ryan Bethel vs. Bethel, 2002
	3, Bart Hammack vs. Illinois-Chicago, 2002
Most total bases	14, Chad Wyatt vs. Louisville, 1995
Most extra-base hits	3, Several Tied
Most sacrifice hits	3, Several Tied
Most sacrifice flies	2, Several Tied

INDIVIDUAL PITCHING RECORDS


Game Records

Most innings pitched	12, Eddy Eckert 1968
Most strikeouts	19, Eddy Eckert vs. Lambuth 1969
Most walks	10, John Fowler vs. TSU, 1986
Most runs allowed	12, Several Tied
Most earned runs	11, Jimmy Gann at Kentucky, 2007
	11, Justin Bryant at Morehead State, 2004
	11, Brad Meadows vs. Morehead State, 2001
Most hits	15, on two occasions
Consecutive wild pitches	2, Several Tied
Consecutive home runs allowed	2, Several Tied

INDIVIDUAL FIELDING RECORDS

Game Records

Most putouts	21, Ryan Bethel vs. Ark.-Little Rock, 2002
Most assists	9, Cody Terry vs. Belmont, 2010
Most errors	4, Several Tied





ALL-TIME ROSTER

•A•

Steve Adcock 1985-89
 Bobby Alford 2000-03
 Jason Alford 1997-00
 Dick Algire 1971
 Lance Alsop 2007-09
 Wes Alsop 2009-10
 T.J. Allen 1999-01
 Kayo Anderson 2003-04
 Dee Arnold 1993-94
 Simon Auter 2001
 Joe Ayers 2001
 Mark Aylor 1994

•B•

Wes Bacon 1999-2002
 Brian Baker 2000
 Dale Barbiea 1986-87
 Joe Barker 1971-72
 Gary Barfield 1991-92
 Kevin Barger 1992-93
Kyle Bargery 2009-current
Justin Barnes 2010-current
 Barry Barnett 1971-72
 Matthew Barnett 1996-97
 Stacy Batey 1988
 Bruce Beckman 1984-85
 David Belote 1972-73, 1976
 Mike Bennett 1979-80
 Brian Berryman 2004-05
 Ryan Bethel 2002-03
 Lee Bethune 2000-01
 Casey Bevis 2000-02
 Kent Billings 1979
 Andrew Bixby 2008
 William Blackmon 2007-08
 Ben Bottoms 2008-09
 Adam Bowker 2006-09
 Michael Blount 1995-98
Alex Boshers 2010-current
 William Bradford 1989
 Brent Bramblett 1976
 Ricky Bratcher 1983
Ben Brewer 2010-current
Hunter Britcliffe 2011-current
 Jeff Brooks 1989-90
 Mike Brown 1987-88
 Wally Brown 1971, 73-74
 Nick Bruner 2004-05
 Justin Bryant 2003-05
 Carney Bryson 1979-80
 Jay Buford 1976
 Bryan Bullington 1994-95
 Pat Bunch 2003
 Mark Buttrum 1994

•C•

Chadwick Cameron 2006-2007
 Jimmy Carey 1992
 Josh Carter 2000
 Jerron Casey 2010
 Rodney Cash 1981-82
 Tim Cash 1981
 Bo Caviness 1986
 Jimmy Champion 1979-80
 Jack Chaney 1977-80
 Bryce Carden 2006-08
 Lin Cates 2008-09
 Randy Chism 1985-88
 Chris Clapper 1993-94
 Stanley Click 1988-89
 Randy Coffman 1988-89
 Mike Coggins 1971-74
 Kyle Coleman 1988-89
 Donnie Corey 2002-03
 David Couch 1977-78
 Kevin Cowling 1994
 Richie Craven 1985
 Troy Crawford 1995-98, 2000
Dylan Cupples 2010-current

•D•

John Daniel 1987-88
 Tandy Darby 1996
 Bubba Davis 1975
 Jimmy Davis 1988-89
 Kelly Davis 2000-03
 Mitch Davis 1981-82
 Kirk Davison 1998-99
 Dewitt Day 1974-77
 Zach Dean 2005-06
 Justin Deere 1999-00
 Roger Deskins 1984-85

Albert Destrade 2007
 Bill Dickerson 1979
 Mickey Dobson 2003-06
 Johnny Dodd 1982-83
 Keith Domino 1989
 Mike Donohue 1971-73
 Heath Doyle 2000
 Kyle Dudley 2007-08
 Mitch Dunn 1994-95
 Brad Dyer 1992-94

•E•

Mike Eatherly 1991-92
 Eddy Eckert 1966-69
 Al Edmiston 1971-73
 Scott Embry 1991-92
 Roger Emory 1974
 Lanier English 1998-01
 Justin Entrekin 2001
 Chris Ervin 1992-93
 Freddie Essary 1974
 Casey Estill 2003-06

•F•

Michael Fabrizio 2004
 Bret Fanning 1996
 Phil Ferreira-Alves 2010
 Terry Finney 1978
 Brian Fisher 2004
 Drew Flaniken 2009-10
 Drew Floyd 2010-10
 Mike Fortune 1971-72
 John Fortune 1985-87
 Richard Fowler 1971
Willie Frederick 2011-current
 Wesley Freeman 1999
 Wade Freeman 1985
 Tim Frye 1994
 Jody Fuller 1995-98
 Paul Fullerton 1981-83

•G•

Steve Gadlage 1994
 Jimmy Gann 2005-2006
 Curtis Gardner 1983-84
 Tas Gardner 1990-91
 Adam Gibson 1999-02
 Anthony Gilchrist 1973-74
 Scott Gladstone 2008-09
 Bill Glass 1985-88
 Henry Glass 1976-77
 Walter Glass 1975-77
 Frank Glover 1986-88
 Danny Goff 1974
 Ricky Goforth 1977-78
 Deryl Gore 1981-82
 Carl Gourgeot 1983
 Terry Graham 1974-75
 Jeff Graves 1993
 Tom Gray 1975-76
 Chad Green 2006-2007
 Coty Green 2009-10
 Troy Green 1990
 Zane Gresback 2005-06
 Gene Grubaugh 1971
 Roger Gum 1986-87

•H•

Shannon Haggard 1991-92
 Brett Hall 2002-05
 Scott Hall 1998-99
 Barry Hamilton 1991-92
 Keith Hamm 1990
 Bart Hammack 2001-02
 Tim Haney 1982-83
 Jack Harlow 1971-72
 Chad Harrell 1992
 Rickie Harris 1977-78
 Ron Harrison 1989-90
 Hunter Hart 2001-04
 Mark Hartsfield 2008-09
 Miles Hartsfield 2008-09
 Bryan Harvey 2005-2006
 Randall Harvey 1995-96
 Mike Hayes 1984-87
Matt Haynes 2010-current
 Rob Hearnberger 2003
 Brian Henley 1989-90
 Danny Hensley 1979
 Tanner Hensley 2008-09
 Chris Hicks 1983-84
 Wes Hicks 1987-88
 Jeff Hill 1983

Ryan Hill 2005-06
 Johnny Hines 1978
 Kyle Hockaday 2006-2007
 Kyle Hodge 1996-98
 Billy Holt 1999-00
 Kevin Holt 2006-09
 Russ Hopper 1983-85
 Dale Horn 1974-77
 Randy Horn 1971
 Terry Hornsby 1981, 83-85
 Jay Howard 2008-09
 Kevin Hubbard 1980-81
 Larry Hudson 1978-81
 Gene Huffman 1976
 Kendall Huggins 1983-84
 Thomas Hunt 2009
 Greg Hunter 1980-81

•I•

Larry Ingle 1978-79
 Phil Ingram 1982
Joey Ivy 2011-current

•J•

Don Jackson 1971-73
 Ricky Jackson 1985-88
 Terry Jackson 1989-90
 Tim James 1984-87
 Steve Jett 1991-92
 Jay Johnson 1971-73
 Brian Jordan 1999-03
 Bryant Jones 2001-04
 Gene Jones 1987-89
 Pat Jones 2009-10
Stu Jones 2011-current
 Andrew Joslin 1987-88
 Danny Joyner 1979

•K•

Trey Karlen 2009-current
Danny Kelley 2011-current
 Jeff Kelley 1979-80
 Greg King 1990
 Bob King 1974-75
 Jim King 1971-73
 Michael Kirby 1987-87
 Garrett Kirk 2010-current
 Justin Knees 2003
 Joe Kuchar 1971, 73-74

•L•

Ryan Lantz 2008
Erik Larsen 2011-current
 Jay Lasley 1997
 Nick Latimer 2005-06
 Trent Latta 1995-96
 Jim Van Leach 1974-75
 Adam Ledlow 2004-2007
 Curt Lee 1993-94
 Derek Link 2004-06
 Lee Lockhart 1996
 Larry Long 1971-73
Brendan Lozupone 2009-current
 Nick Luper 2004-06

•M•

Jim Maloney 1974-75
 Shayne Martin 2007-08
Drew Mason 2008-current
 Scott Massey 2003-05
 Richard Matz 1990-91
 Tommy McArthur 1991-92
 Chad McDowell 1996-97
 Charles McClain 1990
 Shawn McElyea 2008
 Skipper McGill 1996-97
 Greg McKnight 1989-90
 Scott McLean 2004-2007
 Hunter McLemore 1991-93
 Harry McLeod 1975-77
 Scott McMackin 1989-90
 Mike McMahon 1974
 Delmer McNeil 2001
 Mike McSwain 1988-90
 Ben Meador 2004
 Brad Meadows 2001-02
 Jeff Meyers 1974
Cody Miller 2011-current
Matt Milligan 2009-current
 Matt Miller 2010
Alec Mills 2010-current
 Danny Mitchell 1975-78
 Donnie Mitchell 1980-81

Erik Morgan 1996-97
 Churchill Moore 1986-87
 Jason Moore 2005-06
 Mack Moore 1974-75, 77-78
 Stephen Moore 2008-09
 Brent Morris 2010
 David Morris 1984-87
 Chris Meyer 1996-97

•N•

Hagen Nelson 2010-current
 Ty Nelson 2009-10
 Mark Newby 1982-83
 Martin Newby 1983-86
 Tim Nichols 1982
 Douglas Nicodemus 2004-2007
 Brady Nighswonger 2002-03
 Flint Northcutt 1991-92
 Jerry Nusky 1981-82

•O•

Daisuke Oda 1994-96
 John Odom 1971
 George Ogilvie 1977-78
Chase Okey 2011-current
 Desmond O'Quine 2000
 Mike Oney 1981-82
 Mike Ostby 1992-93
Jordan Owen 2009-current
 Preston Ozment 1999

•P•

Luke Parham 2003
 Zach Parham 2005-2007
 David Parkerson 1976-77
 Danny Patterson 1972-73
 Rodney Patterson 1983-84
Wes Patterson 2008-current
 Chris Payne 1993-94
 Tim Pearcey 1984-87
 Frank Perez 1986-87
 Matt Phillips 1985-86
 Zach Phillips 2009
 Adam Pitt 2001
 Clayton Pittman 2002-04
 Gary Pittman 1983-84
 Mike Prather 1983-84
 Chad Pritchett 1997-99
 Matt Pumo 1982-85
 Jim Puryear 1980-81

•R•

Joe Raccuglia 2006-08
 Mike Ramsey 1983-84
Eric Ranson 2011-current
 Bill Rasbach 1971
 Kevin Ray 1992-93
 Steve Ray 1986
 Jason Reed 1988
 Mike Reese 1979-80
 Lance Renton 2006-08
 Alan Reynolds 1981-82
 Chris Rezabek 2005-2008
 Steve Ricciardo 1976-78
 Billy Richardson 1989
 Rod Rickert 1974
 Bill Ridings 1979-80
 Darrel Risberg 1986-88
 Jarrod Robinson 2003-04
 Jack Robinson 1979
 Ryan Rockholt 2006-2007
Jarrell Rodgers 2011-current
 Luke Rodgers 1999-00
 Craig Rogers 1980-82
 Michael Roof 2000-02
 Brian Rosbury 1995

•S•

Adam Salter 2003-04
 Mike Sanders 1982
 Johnnie Sanfratelo 1996-97
 Hideaki Sato 2005-06
 Rick Searcy 1977-78
 Scott Seward 1984-85
 Chuck Seymour 1998-99
 Mike Shambre 1972-75
 Ronnie Shepard 1984-85
 Frank Sheppard 1976
 Richard Sims 1974
 Chris Sisk 2006-08
 Ric Sisler 1984
 James Skinner 1991-92
John Skubina 2011-current

Paul Slack 1997-00
 Gary Slayden 1982
 Brandon Smartt 1998
 Brad Smith 1998-99
 Carey Smith 1978-79
 David Smith 1977, 78-81
 Dewayne Smith 1993
 Jason Smith 2004
 Jacob Smothers 2004-2007
Phil Sorensen 2011-current
 Michael Spaulding 1995-96
 Jonathan Spiceland 2000-03
 Brett Spivy 2003-06
Adam Stacy 2008-current
 Mark Stafford 1973-75
 Dan Stephens 2000-03
 D.D. Stewart 1986
Jordan Stokes 2010-current
Cory Stooksbury 2010-current
 David Strange 1993-94
 Cliff Sturdivant 1971
 Rod Sturdivant 1979-80
 Jason Sullivant 2001-02
 Dustin Summers 2002-05
 Calen Sutton 2007-08
 Shawn Swaringen 2010
 Rick Swayze 1986
 George Sykes 1973-74

•T•

Oliver Talley 1990-92
Cody Terry 2008-current
 Monte Thomas 1982
 Paul Tinnell 1978-80
Dan Tobik 2010-current
 Jim Tracey 1978
Jess Trask 2009-current
 Greg Treadway 1978
 Jay Trussler 1995-96
 Kevin Tuck 1982-83
 Blake Turner 2005-08
 Loren Turner 2002-03

•V•

Brett VanderMeeden 1993-94
 Brad VanderMeeden 1995
 Scott VanNeste 1996-97
 Ben Vesser 2009-10

•W•

Erik Walker 2006-08
 Don Waller 2002
 Sean Waller 1998
 Tommy Walston 1979-80
 Nate Walters 2006-09
 Nick Walters 2006-08
 Travis Walters 1993-94
 Donald Ward 1981-82
 Brad Warmath 1996-97
 Brian Washburn 1999-00
 Ken Waymon 1978-79
 Bill Weaver 1979
 Travis Webb 2007-09
 David White 1989-90
 Larry White 1980
 Brett Williams 1993
 Hal Williams 1993-95
 Mike Williams 1975-76
 Jim Willis 1983-85
 Lucas Wilmore 2007-09
Nick Wilson 2011-current
 Randall Wilson 1977-78
 Dick Windbigler 1971-73
 Curtis Wooten 2000-02
 Albert Winn 1989
 Derek Wright 2009-10
 Bruce Wyatt 1981
 Chad Wyatt 1995-96

•Y•

Chris Yandell 1990
 Michael York 1991-92
 Brett Young 1995
Colton Young 2011-current
 Dustin Young 1993
Matt Young 2010-current
 Greg Youree 1987-89

•Z•

Bill Zipp 1976-79
 Harold Zonder 1981-82



YEARLY RESULTS

1983 Results
Vernon Prather
Overall: 20-15-1 GSC-1-5
Home: 16-5 - Away: 4-10-1 - Neutral: 0-0

Date	Opponent	W/L	UTM-OPP	Pitcher/Rcd.
	Memphis State (A)	L	0-5	
	Memphis State (A)	L	3-7	
	Murray State (A)	L	4-9	
	* Jacksonville State (A)	L	0-3	
	* Jacksonville State (A)	L	0-4	
	Rhode Island	W	9-8	
	Arkansas State	W	7-2	
	Southwestern (Memphis)	L	0-4	
	Southwestern (Memphis)	W	1-0	
	* North Alabama (A)	L	0-8	
	* North Alabama (A)	L	1-2	
	Lane	W	10-0	
	Lane	W	4-1	
	Kentucky Wesleyan (A)	W	8-7	
	Kentucky Wesleyan (A)	T	2-2	
	Union University	W	6-5	
	Union University	W	12-2	
	Rockford College	W	9-7	
	Rockford College	W	11-1	
	North Park	L	6-7	
	* Delta State (A)	W	5-4	
	Bethel	W	4-1	
	Bethe	W	5-1	
	Southeast Missouri	W	5-1	
	Southeast Missouri	L	5-16	
	Kentucky Wesleyan	W	5-4	
	Kentucky Wesleyan	W	9-3	
	Bethel (A)	W	4-0	
	Bethel (A)	W	5-2	
	* North Alabama	L	0-1	
	* North Alabama	L	6-7	
	Arkansas State (A)	L	5-10	
	* Oakland City (Ind.)	W	2-1	
	Oakland City (Ind.)	W	3-2	
	Austin Peay (A)	L	4-5	
	Austin Peay (A)	L	1-6	

* - Gulf South Conference Game

1984 Results
Vernon Prather
Overall: 21-12 GSC-4-2
Home: 13-6 - Away: 7-3 - Neutral: 1-3

Date	Opponent	W/L	UTM-OPP	Pitcher/Rcd.
3/14	Memphis State	L	6-17	
3/19	1-Wright State (N)	W	2-1	
3/20	1-Otterbein (N)	L	0-5	
3/21	1-Western Illinois (N)	L	3-8	
3/23	Carroll (Wis.)	W	7-3	
3/23	Carroll (Wis.)	W	9-2	
3/25	Lakeland College	W	1-0	
3/25	Lakeland College	W	14-0	
3/27	Union University (A)	L	1-4	
3/30	Oakland City (Ind.) (A)	W	6-1	
3/30	Oakland City (Ind.) (A)	W	3-1	
3/31	Augustana College	W	8-6	
3/31	Augustana College	L	5-6	
4/2	Lane (A)	W	9-6	
4/2	Lane (A)	W	5-2	
4/6	Southeast Missouri (A)	L	7-8	
4/6	Southeast Missouri (A)	L	1-10	
4/7	Kentucky Wesleyan	W	10-2	
4/7	Kentucky Wesleyan	W	9-3	
4/10	Bethel	L	8-9	
4/10	Bethel	W	6-3	
4/11	* Delta State	W	8-4	
4/11	* Delta State	L	1-12	
4/13	* North Alabama (A)	W	7-4	
4/13	* North Alabama (A)	L	4-5	
4/17	* North Alabama	W	3-1	
4/17	* North Alabama	W	2-1	
4/18	Arkansas State (A)	W	6-5	
4/18	Arkansas State (A)	W	7-6	
4/23	Lane	W	7-0	
4/23	Lane	W	7-0	
4/26	2-Jacksonville State	L	0-3	
4/27	2-Delta State	L	7-15	

1 - Panama City Classic (Panama City, Fla.)

* - GSC Game

2 - GSC Northern Division Tournament (Martin, Tenn.)

1985 Results
Vernon Prather
Overall: 35-14 GSC-1-3
Home: 19-6 - Away: 14-6 - Neutral: 2-0

Date	Opponent	W/L	UTM-OPP	Pitcher/Rcd.
2/28	Lambuth (A)	L	3-4	
2/28	Lambuth (A)	L	4-8	
2/29	Lambuth (A)	W	6-5	
2/29	Lambuth (A)	W	7-4	
3/2	Rust College (A)	W	7-0	
3/2	Rust College (A)	W	9-4	
3/5	Rhodes	W	5-0	
3/5	Rhodes	W	4-2	
3/9	Austin Peay	W	7-1	
3/9	Austin Peay	W	3-1	
3/13	Lane (A)	W	10-0	
3/13	Lane (A)	W	3-2	
3/16	Carroll (Wis.)	W	2-1	
3/16	Carroll (Wis.)	W	13-0	
3/17	Kentucky Wesleyan	W	15-1	
3/17	Kentucky Wesleyan	W	8-7	
3/19	Rust	W	9-7	
3/19	Rust	W	10-0	
3/20	Carroll (Wis.)	W	9-6	
3/20	Carroll (Wis.)	W	5-2	
3/25	Memphis State (A)	L	1-2	
3/28	* North Alabama	L	6-12	
3/28	* North Alabama	L	2-4	
3/30	Lambuth	W	9-7	
3/30	Lambuth	W	15-5	
3/31	Lakeland College	W	12-1	
3/31	Lakeland College	W	11-0	
4/2	Bethel	W	7-1	
4/2	Bethel	W	6-2	
4/6	Rhodes (A)	W	16-3	
4/6	Rhodes (A)	W	26-8	
4/9	* North Alabama (A)	L	3-4	
4/9	* North Alabama (A)	W	10-4	
4/10	Southeast Missouri	L	0-7	
4/10	Southeast Missouri	L	2-10	
4/13	Kentucky Wesleyan	W	14-4	
4/13	Kentucky Wesleyan	L	3-8	
4/14	Oakland City (A)	W	4-2	
4/16	Murray State	L	9-14	
4/17	Tennessee State (A)	W	11-3	
4/17	Tennessee State (A)	W	12-9	
	Bethel (A)	W	16-7	
	Bethel (A)	W	10-4	
4/20	Union University	L	12-13	
4/21	Tennessee State	L	3-6	
4/21	Tennessee State	W	8-5	
4/25	\$ West Georgia (N)	W	9-5	
4/26	\$ North Alabama (N)	W	8-3	
4/27	\$ Delta State (A)	L	6-9	
4/28	\$ Delta State (A)	L	1-14	

* - GSC Game

\$ - GSC Northern Division Tournament (Cleveland, Miss.)

1986 Results
Vernon Prather
Overall: 30-17-2 GSC-2-4
Home: 17-7 - Away: 11-7-2 - Neutral: 2-3

Date	Opponent	W/L	UTM-OPP	Pitcher/Rcd.
2/27	Lambuth	W	10-2	
2/27	Lambuth	W	12-7	
3/1	Austin Peay (A)	T	9-9	
3/4	Lambuth (A)	W	19-2	
3/4	Lambuth (A)	W	9-7	
3/8	Rhodes College (A)	W	5-3	
3/8	Rhodes College (A)	L	2-7	
3/10	Rust College	W	19-9	
3/11	Bethel (A)	W	5-1	
3/11	Bethel (A)	L	3-4	
3/15	Memphis State	L	4-9	
3/16	Bethel	W	7-0	
3/16	Bethel	W	10-0	
3/20	Lane	W	7-6	
3/20	Lane	W	7-0	
3/22	* North Alabama (A)	L	6-7	
3/22	* North Alabama (A)	W	7-6	
3/23	Carroll (Wis.)	L	2-10	
3/23	Carroll (Wis.)	W	10-4	
3/25	Rockford (Ill.)	W	10-0	
3/25	Rockford (Ill.)	W	12-4	
3/26	Carroll (Wis.)	W	4-2	
3/26	Carroll (Wis.)	W	2-0	
3/29	* Delta State	W	4-3	
3/29	* Delta State	L	8-10	

3/31	Murray State	L	8-18
4/1	Tennessee State	W	23-8
4/1	Tennessee State	W	7-1
4/3	Arkansas State (A)	W	3-1
4/3	Arkansas State (A)	L	6-7
4/6	Austin Peay	L	5-9
4/9	Tennessee State (A)	W	6-4
4/9	Tennessee State (A)	L	4-7
4/12	* North Alabama	L	6-15
4/12	* North Alabama	L	0-4
4/13	Oakland City (Ind.)	W	6-1
4/13	Oakland City (Ind.)	W	7-5
4/15	Kentucky Wesleyan (A)	W	11-7
4/15	Kentucky Wesleyan (A)	W	6-5
4/16	Oakland City (Ind.) (A)	W	13-5
4/16	Oakland City (Ind.) (A)	W	11-4
4/19	Union University (A)	L	10-11
4/19	Union University (A)	T	5-5
4/24	\$ North Alabama (N)	W	6-5
4/24	\$ Jacksonville State (A)	L	2-7
4/25	\$ North Alabama (N)	L	7-10
	\$\$ Valdosta State (N)	L	1-8
	\$\$ Maryland-Baltimore (N)	W	14-6
	\$\$ Valdosta State (N)	L	3-16

* - GSC Game

\$ - GSC North Division Tournament (Jacksonville, Ala.)

\$\$ - NCAA Division South Atlantic Playoffs (Columbus, Ga.)

1987 Results
Vernon Prather
Overall: 23-16-1 GSC-2-7-1
Home: 17-9 - Away: 5-7-1 - Neutral: 1-0

Date	Opponent	W/L	UTM-OPP	Pitcher/Rcd.
3/3	Bethel (A)	W	16-1	
3/3	Bethel (A)	W	20-1	
3/4	Murray State	L	1-3	
3/9	Bethel	W	13-3	
3/9	Bethel	W	26-0	
3/10	Lambuth	W	6-2	
3/10	Lambuth	W	4-3	
3/14	* Delta State	L	7-10	
3/14	* Delta State	L	4-9	
3/15	Kentucky Wesleyan	W	4-3	
3/18	# Millikin (N)	W	6-4	
3/22	Carroll (Wis.)	W	5-1	
3/22	Carroll (Wis.)	W	11-1	
3/24	* North Alabama (A)	L	0-6	
3/24	* North Alabama (A)	T	3-3	
3/25	Carroll (Wis.)	W	10-0	
3/25	Carroll (Wis.)	W	9-2	
3/26	Carroll (Wis.)	W	7-3	
3/28	* North Alabama	L	2-4	
3/28	* North Alabama	L	3-9	
3/29	Arkansas State	W	6-0	
3/29	Arkansas State	L	2-4	
3/31	Rust College (A)	L	8-9	
3/31	Rust College (A)	W	6-4	
4/1	Austin Peay	L	6-7	
4/4	* Mississippi College	W	4-0	
4/4	* Mississippi College	W	3-2	
4/7	Rust College	L	5-6	
4/7	Rust College	W	12-2	
4/8	Tennessee State (A)	L	7-13	
4/8	Tennessee State (A)	L	7-8	
4/11	Livingston (A)	W	21-14	
4/11	Livingston (A)	L	4-5	
4/18	Livingston	W	5-3	
4/18	Livingston	L	3-8	
4/21	Tennessee State	W	9-5	
4/21	Tennessee State	W	14-0	
4/22	Austin Peay (A)	W	6-3	
4/25	* Delta State (A)	L	1-4	
4/25	* Delta State (A)	L	0-6	

* - GSC Game

- Panama City City Classic (Panama, Fla.)

1988 Results
Vernon Prather
Overall: 23-18 GSC-1-9
Home: 18-9 - Away: 5-9 - Neutral: 0-0

Date	Opponent	W/L	UTM-OPP	Pitcher/Rcd.
2/27	Union University (A)	L	1-2	
2/27	Union University (A)	L	4-6	
2/28	Kentucky Wesleyan	W	9-3	
2/28	Kentucky Wesleyan	W	3-2	
3/1	Tennessee State (A)	L	2-4	
3/1	Tennessee State (A)	W	14-4	
3/5	Livingston (A)	L	0-3	



YEARLY RESULTS

Date	Opponent	W/L	UTM-OPP	Pitcher/Rcd.
3/5	Livingston (A)	L	9-10	
3/12	*Delta State	L	7-8	
3/12	*Delta State	L	4-11	
3/15	Rust College	W	12-1	
3/15	Rust College	W	11-1	
3/16	Rockford College	W	11-1	
3/16	Rockford College	W	2-1	
3/19	*North Alabama (A)	L	1-2	
3/19	*North Alabama (A)	L	4-17	
3/21	Bethel	W	17-7	
3/23	Austin Peay (A)	L	10-11	
3/26	*Mississippi College	L	5-9	
3/26	*Mississippi College	L	1-3	
3/28	Carroll (Wis.)	W	14-6	
3/28	Carroll (Wis.)	W	18-1	
3/30	Carroll (Wis.)	W	4-3	
3/30	Carroll (Wis.)	W	9-6	
4/4	Quincy College	W	3-2	
4/4	Quincy College	W	5-4	
4/7	Murray State	W	5-3	
4/9	Livingston	L	2-8	
4/9	Livingston	W	4-3	
4/12	Rust College (A)	W	3-1	
4/12	Rust College (A)	W	6-5	
4/13	Oakland City	W	13-6	
4/13	Oakland City	W	19-1	
4/23	*North Alabama	L	4-8	
4/23	*North Alabama	L	2-12	
	Bethel (A)	W	23-1	
4/26	Tennessee State	W	11-2	
4/26	Tennessee State	L	1-5	
4/27	Austin Peay	L	4-5	
4/30	*Mississippi College (A)	L	0-3	
4/30	*Mississippi College (A)	W	8-0	

* - GSC Game

1989 Results
Vernon Prather
Overall: 27-16 GSC: 2-10
Home: 21-7 - Away: 6-9 - Neutral: 0-0

Date	Opponent	W/L	UTM-OPP	Pitcher/Rcd.
2/26	Kentucky Wesleyan	W	1-0	
2/26	Kentucky Wesleyan	W	3-2	
3/7	Lambuth (A)	W	15-2	
3/7	Lambuth (A)	L	6-7 (13)	
3/11	*Delta State (A)	L	5-10	
3/11	*Delta State (A)	L	2-9	
3/15	Union University	W	2-1	
3/15	Union University	L	1-2	
3/18	*North Alabama	L	2-5	
3/18	*North Alabama	L	2-9	
3/21	Lambuth	W	7-3	
3/21	Lambuth	W	7-5	
3/22	Viterbo (Wis.)	W	7-1	
3/22	Viterbo (Wis.)	W	8-4	
3/25	*Mississippi College (A)	L	3-7	
3/25	*Mississippi College (A)	L	7-8	
3/27	Carroll (Wis.)	W	11-0	
3/27	Carroll (Wis.)	W	9-2	
3/28	Carroll (Wis.)	W	8-2	
3/28	Carroll (Wis.)	W	12-1	
3/30	Quincy (Ill.)	W	7-0	
3/30	Quincy (Ill.)	W	8-3	
4/1	Lincoln Memorial	W	12-0	
4/1	Lincoln Memorial	W	11-4	
4/5	Lane (A)	W	24-0	
4/5	Lane (A)	W	16-1	
4/8	Livingston (A)	L	2-3	
4/8	Livingston (A)	L	4-5 (8)	
4/11	Rust College	W	6-2	
4/11	Rust College	W	11-4	
4/12	Tennessee State	W	7-0	
4/12	Tennessee State	W	7-0	
4/15	*Delta State	L	4-9	
4/15	*Delta State	L	8-13	
4/18	Kentucky Wesleyan (A)	W	1-0	
4/18	Kentucky Wesleyan (A)	W	3-1	
4/22	*North Alabama (A)	L	7-8	
4/22	*North Alabama (A)	L	3-12	
4/25	Murray State (A)	W	18-8	
4/26	Austin Peay	L	2-9	
4/26	Austin Peay	L	2-10	
4/29	*Mississippi College	W	14-0	
4/29	*Mississippi College	W	4-3	

* - GSC Game

1990 Results
Vernon Prather
Overall: 22-19 - GSC: 5-7

Date	Opponent	W/L	UTM-OPP	Pitcher/Rcd.
2/20	Christian Brothers (A)	L	1-6	
2/20	Christian Brothers (A)	L	8-12	
2/27	Union University (A)	L	6-9 (8)	
2/27	Union University (A)	L	5-6 (8)	
3/3	*Livingston (A)	L	3-12	
3/3	*Livingston (A)	L	5-6	
3/6	Lambuth	L	1-3	
3/6	Lambuth	W	3-1	
3/10	*Delta State	W	6-5	
3/10	*Delta State	W	3-2	
3/13	Rust College	W	11-1	
3/13	Rust College	W	14-4	
3/14	Viterbo (Wis.)	L	7-11	
3/14	Viterbo (Wis.)	W	11-5	
3/17	*North Alabama (A)	L	0-4	
3/17	*North Alabama (A)	L	0-5	
3/20	Christian Brothers	L	0-6	
3/20	Christian Brothers	W	4-1	
3/21	LeMoyn-Owen (A)	W	12-1	
3/21	LeMoyn-Owen (A)	W	14-1	
3/27	Carroll College (Wis.)	W	7-0	
3/27	Carroll College (Wis.)	W	7-6	
3/28	Carroll College (Wis.)	W	15-4	
3/28	Carroll College (Wis.)	W	7-3	
4/3	Rust College (A)	W	22-9	
4/3	Rust College (A)	W	7-6	
4/5	Murray State	L	4-7	
4/7	*Livingston	W	5-1	
4/7	*Livingston	L	2-5	
4/10	Southern Indiana	L	5-6 (8)	
4/10	Southern Indiana	L	3-10	
4/11	Kentucky Wesleyan	W	9-4	
4/11	Kentucky Wesleyan	W	7-0	
4/14	*Delta State (A)	L	4-6 (8)	
4/14	*Delta State (A)	W	3-1	
4/19	Austin Peay (A)	L	7-11	
4/19	Austin Peay (A)	L	1-11	
4/21	*North Alabama	W	3-2 (9)	
4/21	*North Alabama	L	1-2	
4/25	LeMoyn-Owen	W	16-4	
4/25	LeMoyn-Owen	W	18-2	

* - GSC Game

1991 Results
Vernon Prather
Overall: 18-16-1 GSC: 2-9-1
Home: 12-4-1 - Away: 6-12 - Neutral: 0-0

Date	Opponent	W/L	UTM-OPP	Pitcher/Rcd.
2/24	Kentucky Wesleyan	W	8-5	
2/24	Kentucky Wesleyan	L	5-8	
2/27	Christian Brothers (A)	W	18-4	
3/2	*Livingston	L	0-1	
3/2	*Livingston	T	5-5	
3/4	Lambuth (A)	L	2-3	
3/4	Lambuth (A)	L	0-2	
3/6	Union University (A)	L	5-8	
3/6	Union University (A)	L	0-3	
3/9	*Delta State (A)	L	4-9	
3/9	*Delta State (A)	L	4-7	
3/13	Rust College	W	5-4	
3/13	Rust College	W	14-4	
3/14	Northern Kentucky	L	6-7	
3/16	*North Alabama	L	1-8	
3/16	*North Alabama	W	3-2	
3/20	Freed-Hardeman	W	9-2	
3/20	Freed-Hardeman	W	13-11	
3/23	*Mississippi College (A)	L	1-4	
3/23	*Mississippi College (A)	W	3-2	
3/26	Lambuth	W	11-10	
3/26	Lambuth	W	13-11	
3/27	Freed-Hardeman (A)	W	18-6	
4/2	Rust College (A)	W	17-8	
4/2	Rust College (A)	W	11-4	
4/6	*Livingston (A)	L	3-10	
4/6	*Livingston (A)	L	2-4	
4/9	Southern Indiana (A)	W	4-0	
4/9	Southern Indiana (A)	L	0-10	
4/17	Murray State	W	6-5	
4/20	*North Alabama (A)	L	4-5	
4/20	*North Alabama (A)	L	2-6	
4/23	Christian Brothers	W	9-2	
4/23	Christian Brothers	W	14-4	
4/25	Austin Peay	W	15-9	

* - GSC Game

1992 Results
Vernon Prather
Overall: 31-9
Home: 21-1 - Away: 10-7 - Neutral: 0-0

Date	Opponent	W/L	UTM-OPP	Pitcher/Rcd.
2/18	Tennessee (A)	L	4-8	Haggard/0-1
2/19	Tennessee (A)	L	4-6	Jett/0-1
2/26	Southeast Missouri (A)	W	9-7	Haggard/1-1
2/29	Rust College	W	10-0	Eatherly/1-0
2/29	Rust College	W	12-0	Harrell/1-0
3/1	Bellarmine	W	11-2	Dyer/1-0
3/1	Bellarmine	W	7-1	Talley/1-0
3/3	Murray State (A)	L	1-9	Skinner/0-1
3/4	Union University (A)	W	4-2	Haggard/2-1
3/4	Union University (A)	W	6-2	Jett/1-1
3/7	Southern Indiana	W	4-1	Eatherly/2-0
3/7	Southern Indiana	W	4-0	Dyer/2-0
3/8	Middle Tennessee	L	5-12	Haggard/2-0
3/13	Freed-Hardeman	W	10-0	Eatherly/3-0
3/13	Freed-Hardeman	W	14-4	Dyer/3-0
3/14	Bethel	W	8-4	Hamilton/1-0
3/14	Bethel	W	4-3	Haggard/3-2
3/17	Austin Peay	W	11-3	Eaherly/4-0
3/21	LeMoyn-Owen	W	20-0	Talley/2-0
3/21	LeMoyn-Owen	W	13-0	Harrell/2-0
3/24	Ole Miss (A)	L	0-5	Jett/1-2
3/28	Trevecca (A)	W	6-3	Eatherly/5-0
3/28	Trevecca (A)	W	6-1	Dyer/4-0
3/31	Freed-Hardeman (A)	W	16-3	Skinner/1-1
3/31	Freed-Hardeman (A)	W	11-0	Harrell/3-0
4/1	Southeast Missouri	W	5-4	Haggard/4-2
4/4	SIU Edwardsville	W	2-1	Eatherly/6-0
4/4	SIU Edwardsville	W	6-2	Dyer/5-0
4/8	Union University	W	5-0	Haggard/5-2
4/8	Union University	W	6-4	Jett/2-2
4/10	Trevecca	W	15-4	Harrell/4-0
4/11	Lambuth	W	13-5	Haggard/6-2
4/14	Murray State	W	5-4	Jett/3-2
4/15	Austin Peay (A)	W	8-2	Haggard/7-2
4/18	Lambuth (A)	W	5-4	Eatherly/7-0
4/18	Lambuth (A)	W	11-9	Talley/3-0
4/22	Middle Tennessee (A)	L	2-10	Haggard/7-3
4/28	Southern Indiana (A)	L	4-5	Haggard/7-4
4/28	Southern Indiana (A)	L	3-4	Dyer/5-1

1993 Results
Vernon Prather
Overall: 13-28 DVC: 7-13
Home: 8-13 - Away: 5-15 - Neutral: 0-0

Date	Opponent	W/L	UTM-OPP	Pitcher/Rcd.
2/20	Ole Miss (A)	L	0-17	Dyer/0-1
2/20	Ole Miss (A)	L	1-10	Strange/0-1
2/24	Union	T	4-4	No Decision
2/27	Southwest Missouri	L	5-8	Dyer/0-2
2/27	Southwest Missouri	L	4-14	Strange/0-2
2/28	Southwest Missouri	L	1-13	Lee/0-1
3/2	Tennessee (A)	L	0-6	Payne/0-1
3/3	Tennessee (A)	L	7-9	Dyer/0-3
3/7	Southern Illinois (A)	L	1-3	Graves/0-1
3/9	Samford (A)	L	1-3	Toon/0-1
3/10	Samford (A)	W	2-1	Lee/1-1
3/17	Vanderbilt (A)	L	5-11	Dyer/0-4
3/18	Southern Mississippi	W	4-3	Strange/1-2
3/20	*Austin Peay (A)	L	3-13	Payne/0-2
3/21	*Austin Peay (A)	L	3-7	Graves/0-2
3/21	*Austin Peay (A)	L	1-8	Dyer/0-5
3/24	Union (A)	W	7-5	Strange/2-2
3/28	*Tennessee State (A)	W	5-0	Payne/1-2
3/28	*Tennessee State (A)	W	5-3	Strange/3-2
3/30	Southeast Missouri	W	5-1	Strange/4-2
4/3	*Morehead State	L	3-4	Payne/1-3
4/3	*Morehead State	L	1-2	Graves/0-3
4/4	*Morehead State	L	2-5	Toon/0-2
4/6	Murray State	L	2-7	Garves/0-4
4/7	Western Kentucky (A)	L	0-4	Payne/1-4
4/13	Arkansas State (A)	L	4-7	Graves/0-5
4/14	Samford	W	12-11	Strange/5-2
4/17	*Middle Tennessee	L	2-4	Graves/0-6
4/17	*Middle Tennessee	L	1-4	Payne/1-5
4/18	*Middle Tennessee	W	9-2	Strange/6-2
4/20	Austin Peay (A)	L	4-9	Young/0-1
4/2	*Eastern Kentucky (A)	L	6-7	Garves/0-7
4/2	*Eastern Kentucky (A)	L	3-9	Payne/1-6
4/25	*Eastern Kentucky (A)	W	7-4	Strange/7-2
4/27	Southeast Missouri (A)	L	5-12	Graves/0-8
4/28	Arkansas State	W	4-2	Lee/2-1
5/1	*Tennessee Tech	W	4-2	Payne/2-6
5/1	*Tennessee Tech	L	2-4	Graves/0-9
5/2	*Tennessee Tech	L	6-7	Strange/7-3



YEARLY RESULTS

5/8	* Murray State	L	4-8	Payne/2-7
5/8	* Murray State	W	3-2	Graves/1-9
5/9	* Murray State	W	8-2	Strange/8-3

* - OVC Game

1994 Results

Vernon Prather

Overall: 13-25 OVC: 8-13

Home: 9-9 • Away: 4-15 • Neutral: 0-2

Date	Opponent	W/L	UTM-OPP	Pitcher/Rcd.
2/26	Southwest Missouri (A)	W	10-7	Strange/1-0
2/27	Southwest Missouri (A)	L	6-7	Harrell/0-1
2/27	Southwest Missouri (A)	L	5-7	Dyer/0-1
3/2	Ole Miss (A)	L	1-7	Payne/0-1
3/4	Illinois State	L	2-3	Starnge/1-1
3/5	Bradley (at Murray, Ky.)	L	4-10	Ayler/0-1
3/5	Murray State (A)	L	2-5	Dyer/0-2
3/6	Bradley (at Murray, Ky.)	L	1-9	Frye/0-1
3/6	Murray State (A)	W	5-3	Payne/1-1
3/11	Union (A)	L	6-7(10)	Ayler/0-2
3/12	Freed-Hardeman	W	8-2	Payne/2-1
3/23	Memphis State (A)	L	10-13	Lee/1-1
3/26	* Eastern Kentucky	L	0-4	Payne/2-3
3/26	* Eastern Kentucky	L	5-13	Dyer/1-13
3/30	Western Kentucky (A)	L	1-13	Ayler/0-3
4/1	* Tennessee Tech	W	11-5	Payne/3-3
4/1	* Tennessee Tech	W	14-2	Strange/2-1
4/2	* Tennessee Tech	W	7-6	Ayler/1-3
4/9	* Morehead State (A)	L	6-7	Payne/3-4
4/9	* Morehead State (A)	L	3-7	Strange/2-2
4/10	* Morehead State (A)	L	2-7	Dyer/1-4
4/12	Arkansas State (A)	L	2-3	Strange/2-3
4/13	Bethel	W	12-0	Payne/4-4
4/16	* Southeast Missouri (A)	W	3-1	Dyer/2-4
4/16	* Southeast Missouri (A)	L	3-5	Strange/2-4
4/17	* Southeast Missouri (A)	L	5-10	Payne/4-5
4/20	Samford	W	3-2(11)	Frye/2-1
4/20	Samford	W	4-1	Dyer/3-4
4/23	* Middle Tennessee	L	4-6	Strange/2-5
4/23	* Middle Tennessee	L	2-3	Lee/1-2
4/24	* Middle Tennessee	W	12-11	Payne/5-5
4/27	Arkansas State	L	7-9(10)	Lee/1-3
4/30	* Murray State (A)	L	3-8	Payne/5-6
5/1	* Murray State (A)	W	10-4	Strange/3-5
5/1	* Murray State (A)	L	0-7	Dyer/3-5
5/4	* Murray State	L	3-15	Frye/3-15
5/7	* Austin Peay	W	2-1	Payne/6-6
5/8	* Austin Peay	L	3-5	Strange/3-6
5/8	* Austin Peay	W	3-2	Lee/2-1

1995 Results

Vernon Prather

Overall: 13-34 OVC: 2-18

Home: 8-13 • Away: 5-21 • Neutral: 0-0

Date	Opponent	W/L	UTM-OPP	Pitcher/Rcd.
2/17	Ole Miss (A)	L	0-5	Rosbury/0-1
2/18	Ole Miss (A)	L	0-13	Fanning/0-1
2/19	Ole Miss (A)	L	1-6	Blount/0-1
2/21	Murray State	W	11-4	Rosbury/1-1
2/24	Tulane (A)	L	2-13	Blount/02
2/25	Tulane (A)	L	2-8	Fuller/0-1
2/26	Tulane (A)	L	1-5	Rosbury/1-2
2/28	Southern Indiana	W	2-1	Darby/1-0
3/1	Western Kentucky	L	0-5	Blount/0-3
3/4	Miss. Valley State	W	18-3	Rosbury/2-2
3/10	Southern Illinois	W	10-2	Rosbury/3-2
3/11	Southern Illinois	L	7-11	Darby/1-1
3/13	Saint Louis	L	7-12	Fuller/0-2
3/14	Alabama-Birmingham (A)	L	8-11	Blount/0-4
3/17	Alabama-Birmingham	L	3-11	Fanning/0-2
3/19	Murray State (A)	W	9-6	Rosbury/4-2
3/22	Western Kentucky	L	0-10	Fuller/0-3
3/25	* Tennessee Tech (A)	L	3-6	Rosbury/4-3
3/25	* Tennessee Tech (A)	W	7-3	Blount/1-4
3/26	* Tennessee Tech (A)	L	3-11	Fanning/0-3
3/28	Bethel	W	12-0	Latta/1-0
3/29	Arkansas State (A)	L	0-4	Rosbury/4-3
4/1	* Morehead State	L	7-10	Blount/1-5
4/1	* Morehead State	L	3-10	Fuller/0-4
4/2	* Morehead State	L	2-6	Rosbury/4-5
4/5	Bethel (A)	L	4-8	Latta/1-1
4/6	Memphis (A)	L	2-14	Fanning/0-4
4/8	* Southeast Missouri	L	4-9	Fuller/1-5
4/8	* Southeast Missouri	L	12-14	Darby/1-2
4/9	* Southeast Missouri	L	8-15	Rosbury/4-6
4/12	Union (A)	L	0-1	Blount/1-6
4/13	Memphis	W	8-7	Fanning/1-4
4/15	* Middle Tennessee (A)	L	3-11	Fuller/0-6

4/15	* Middle Tennessee (A)	L	2-8	Rosbury/4-7
4/16	* Middle Tennessee (A)	L	3-5	Blount/1-1
4/18	Trevecca	W	15-14	Latta/2-7
4/20	Louisville (A)	W	18-10	VanderMeeden/1-0
4/22	* Murray State	L	2-7	Blount/1-8
4/22	* Murray State	L	2-8	Fuller/0-7
4/26	Lambuth	W	11-6	Fuller/1-7
4/29	* Austin Peay (A)	L	4-6	Rosbury/4-9
4/29	* Austin Peay (A)	W	8-6(10)	VanderMeeden/2-0
4/31	* Austin Peay (A)	L	2-3	Blount/1-1
5/3	Vanderbilt (A)	W	11-9	Fuller/2-7
5/6	* Eastern Kentucky (A)	L	2-3	Blount/1-10
5/6	* Eastern Kentucky (A)	L	1-3	Rosbury/4-10
5/7	* Eastern Kentucky (A)	L	2-5	Fannings/1-5

* - OVC Game

1996 Results

Vernon Prather

Overall: 14-30-2 OVC: 8-15-1

Home: 8-14-1 • Away: 6-14-1 • Neutral: 0-2

Date	Opponent	W/L	UTM-OPP	Pitcher/Rcd.
2/17	Miss. Valley State (A)	W	17-6	Rosbury/1-0
2/17	Miss. Valley State (A)	W	7-4	Barnett/1-0
2/21	Murray State	W	9-0	Blount/1-0
2/24	Jacksonville State (A)	L	6-8	Darby/0-1
2/24	Jacksonville State (A)	L	2-5	Rosbury/1-1
2/25	Jacksonville State (A)	L	2-6	Fanning/0-1
2/27	Evansville	L	4-8	Blount/1-1
3/2	Northern Iowa	W	3-0	Fuller/1-0
3/2	Northern Iowa	L	1-2	Barnett/1-1
3/3	Northern Iowa	W	7-3	Darby/1-1
3/9	Chicago State	T	2-2 (11)	None
3/10	Chicago State	L	1-5	Blount/1-2
3/11	Chicago State	L	1-2	Meyer/0-1
3/12	Tennessee (A)	L	0-19	Fanning/0-2
3/13	Tennessee (A)	L	5-11	Barnett/1-2
3/16	* Morehead State (A)	L	2-3	Blount/1-3
3/16	* Morehead State (A)	L	2-8	Meyer/0-2
3/17	* Morehead State (A)	L	2-12	Fuller/1-1
3/23	* Southeast Missouri (A)	L	5-7	Fuller/1-2
3/23	* Southeast Missouri (A)	W	4-2(8)	Blount/2-3
3/24	* Southeast Missouri (A)	T	5-5	None
3/26	Arkansas State	L	2-4	Meyer/0-3
3/27	Bethel (A)	W	2-1	Barnett/2-2
3/30	* Middle Tennessee	L	3-11	Fuller/1-3
3/30	* Middle Tennessee	W	5-1	Blount/3-3
3/31	* Middle Tennessee	L	4-9	Darby/1-2
4/2	Memphis	W	9-6	Meyer/1-3
4/5	* Murray State (A)	L	1-10	Latta/0-1
4/5	* Murray State (A)	W	2-0	Blount/4-3
4/6	* Murray State (A)	L	2-6	Darby/1-3
4/10	Bethel	W	8-3	Fanning/1-2
4/11	* Murray State (A)	W	11-7	Meyer/2-3
4/13	* Austin Peay	L	0-4	Darby/1-3
4/13	* Austin Peay	W	1-0	Blount/5-3
4/14	* Austin Peay	L	1-8	Fuller/1-4
4/15	Memphis (A)	L	4-5	Fanning/1-3
4/17	Arkansas State (A)	L	5-6	Meyer/2-4
4/20	* Eastern Kentucky	W	7-3	Fanning/2-3
4/20	* Eastern Kentucky	L	3-5(8)	Blount/5-4
4/21	* Eastern Kentucky	L	4-5	Fanning/1-3
4/24	Union	L	8-20	Barnett/2-3
4/27	* Tennessee Tech	L	4-9	Fanning/2-4
4/27	* Tennessee Tech	L	2-7	Blount/5-5
4/28	* Tennessee Tech	L	10-12	Darby/1-6
5/4	\$ Austin Peay (A)	L	1-16	Blount/5-6
5/4	\$ Morehead State (N)	L	4-6	Fanning/2-5

* - OVC Game

\$ - OVC Tournament (Clarksville, Tenn.)

1997 Results

Vernon Prather

Overall: 14-31 OVC: 8-16

Home: 10-14 • Away: 4-17 • Neutral: 0-0

Date	Opponent	W/L	UTM-OPP	Pitcher/Rcd.
2/18	Murray State	L	5-17	Bount/0-1
2/19	Vanderbilt (A)	L	3-8	Fuller/0-1
2/22	Jacksonville State	L	2-10	Barnett/0-1
2/23	Jacksonville State	L	4-13	Meyer/0-1
2/28	Chicago State	W	15-2	Blount/1-1
3/6	Memphis (A)	L	3-5	Barnett/0-2
3/8	Murray State (A)	L	0-7	Fuller/0-2
3/8	Murray State (A)	L	10-1	Blount/2-1
3/11	Samford (A)	L	2-15	Barnett/0-3
3/12	Jacksonville State (A)	L	1-5	Meyer/0-2
3/15	* Eastern Illinois (A)	W	6-2	Lasley/1-0
3/16	* Eastern Illinois (A)	L	8-11	Blount/2-2
3/16	* Eastern Illinois (A)	L	3-5	Barnett/0-4
3/19	Northern Iowa	L	1-11	Rosbury/0-1

3/19	Northern Iowa	W	8-3	Cook/1-0
3/22	* Morehead State	L	0-3	Blount/0-3
3/22	* Morehead State	L	2-4	Barnett/0-5
3/23	* Morehead State	W	4-3	Lockhart/1-0
3/26	Saint Louis (A)	L	3-7	Barnett/0-6
3/29	IUPUI	W	6-1	Fuller/1-2
3/29	IUPUI	W	8-3	Blount/3-3
3/30	IUPUI	W	11-10	Alford/1-1
4/2	Arkansas State	L	0-9	Barnett/0-7
4/5	* Middle Tennessee	L	9-12	Lasley/1-1
4/6	* Middle Tennessee	L	2-9	Blount/3-4
4/6	* Middle Tennessee	W	2-0	Meyer/1-2
4/8	Saint Louis	L	7-17	Ozment/0-1
4/12	* Eastern Kentucky (A)	L	4-5	Fuller/1-3
4/12	* Eastern Kentucky (A)	L	4-5	Lasley/1-2
4/13	* Eastern Kentucky (A)	W	5-3	Meyer/2-2
4/16	Bethel	W	17-1	Alford/2-0
4/19	* Tennessee Tech	L	0-10	Fuller/1-4
4/19	* Tennessee Tech	L	4-7	Blount/3-5
4/20	* Tennessee Tech	W	13-7	Meyer/3-2
4/23	Arkansas State (A)	L	4-5	Blount/3-6
4/26	* Murray State	L	4-5	Fuller/1-5
4/26	* Murray State	W	13-6	McDowell/1-0
4/27	* Murray State	L	4-7	Meyer/3-3
4/29	Ole Miss (A)	L	2-13	Lockhart/1-1
5/3	* Southeast Missouri(A)	W	6-0	Blount/4-6
5/3	* Southeast Missouri (A)	W	8-7	Barnett/1-7
5/4	* Southeast Missouri (A)	L	4-5	McDowell/1-1
5/10	* Austin Peay (A)	L	1-2	Blount/4-7
5/10	* Austin Peay (A)	L	1-10	Meyer/3-4
5/11	* Austin Peay (A)	L	2-14	Fuller/1-6

* - OVC Game

1998 Results

Vernon Prather

Overall: 15-31 OVC: 6-18

Home: 10-18 • Away: 5-12 • Neutral: 0-0

Date	Opponent	W/L	UTM-OPP	Pitcher/Rcd.
2/18	Murray State (A)	W	16-8	Blount/1-0
2/18	Murray State (A)	L	2-4	Fuller/0-1
2/21	IUPUI	W	10-5	Smartt/1-0
2/21	IUPUI	L	0-4	Bryant/0-1
2/22	IUPUI	W	14-4	Fuller/1-1
2/25	Samford	W	13-12	Blount/2-0
2/27	Northern Iowa	L	4-5	Smartt/1-1
2/27	Northern Iowa	W	15-11	Alford/1-0
2/28	Northern Iowa	L	2-15	Barnett/0-3
3/1	Northern Iowa	L	1-10	Blount/2-1
3/4	Belmont (A)	L	2-7	Waller/0-1
3/4	Belmont (A)	W	7-4	Parker/1-0
3/7	* Eastern Illinois	L	2-16	Smartt/1-2
3/7	* Eastern Illinois	L	2-4	Blount/2-2
3/8	* Eastern Illinois	W	14-13	Waller/1-1
3/11	Saint Louis	L	3-12	Smartt/1-3
3/14	* Morehead State	L	1-4	Blount/2-3
3/14	* Morehead State	W	17-0	Fuller/2-2
3/15	* Morehead State	L	8-11	Parker/1-1
3/18	Jacksonville State (A)	L	2-14	Smartt/1-4
3/19	Jacksonville State (A)	L	2-4	Parker/1-2
3/25	Arkansas State (A)	L	0-4	Parker/1-3
3/28	* Middle Tennessee (A)	W	8-6	Blount/3-3
3/28	* Middle Tennessee (A)	L	8-11	Fuller/2-3
3/29	* Middle Tennessee (A)	L	8-16	Parker/1-4
3/31	Memphis (A)	W	4-2	Fuller/3-3
4/4	* Eastern Kentucky	W	7-4	Blount/4-3
4/4	* Eastern Kentucky	L	4-9	Parker/1-5
4/5	* Eastern Kentucky	L	7-10	Fuller/3-4
4/7	Arkansas-Little Rock	W	10-7	Smartt/2-4
4/8	Arkansas-Little Rock	L	5-11	Alford/1-1
4/10	* Tennessee Tech (A)	L	5-12	Blount/4-4
4/10	* Tennessee Tech (A)	L	1-11	Bryant/0-2
4/11	* Tennessee Tech (A)	L	3-4	Fuller/3-4
4/15	Belmont	L	1-14	Alford/1-2
4/15	Belmont	W	4-0	Parker/2-5
4/18	* Murray State (A)	W	5-2	Blount/5-4
4/18	* Murray State (A)	L	0-5	Fuller/3-6
4/19	* Murray State (A)	L	2-9	Bryant/0-3
4/21	Arkansas State	L	4-7	Paker/2-6
4/25	* Southeast Missouri	L	3-4	Blount/5-5
4/25	* Southeast Missouri	L	0-13	Parker/2-7
4/26	* Southeast Missouri	L	7-11	Fuller/3-7
5/2	* Austin Peay	L	0-12	Blount/5-6



YEARLY RESULTS

1999 Results

Victor (Dubba) Cates
Overall:16-38 OVC:4-19

Home:12-15 • Away:4-23 • Neutral:0-0

Date	Opponent	W/L	UTM-OPP	Pitcher/Rcd.
2/6	Arkansas-Little Rock (A)	L	8-11	Washburn/0-1
2/6	Arkansas-Little Rock (A)	L	1-5	Messero/0-1
2/7	Arkansas-Little Rock (A)	L	10-16	Allen/0-1
2/13	Vanderbilt (A)	L	2-3	Allen/1-2
2/20	IUPUI	W	13-2	Washburn/1-1
2/20	IUPUI	W	7-3	Allen/1-2
2/21	IUPUI	W	13-2	Freeman/1-1
2/24	Murray State	L	5-8	Washburn/1-2
2/24	Murray State	L	3-7	Allen/1-3
2/28	Belmont	W	13-6	Alford/1-0
2/28	Belmont	W	7-1	Freeman/2-0
3/2	Southern Indiana (A)	L	5-9	Allen/1-4
3/3	Evansville (A)	L	1-10	Washburn/1-3
3/6	Northern Iowa	L	4-5	Freeman/2-1
3/7	Northern Iowa	L	4-10	Messero/0-3
3/7	Northern Iowa	W	13-7	Allen/3-4
3/9	Samford (A)	L	8-9	Allen/2-4
3/12	Southeast Missouri	L	7-12	Alford/1-1
3/12	Southeast Missouri	W	7-6	Messero/0-3
3/16	Tennessee (A)	L	3-6	Washburn/1-5
3/17	Tennessee (A)	L	7-8	Allen/3-5
3/20	Belmont (A)	L	0-2	Ozment/0-1
3/20	Belmont (A)	W	7-6	Rogers/1-0
3/24	Saint Louis (A)	W	20-15	Ozment/1-1
3/27	* Middle Tennessee	L	3-15	Washburn/1-6
3/27	* Middle Tennessee	L	3-13	Allen/3-6
3/28	* Middle Tennessee	W	4-2	Freeman/3-1
4/2	* Eastern Kentucky (A)	L	1-2	Freeman/3-2
4/2	* Eastern Kentucky (A)	L	1-3	Washburn/1-7
4/3	* Eastern Kentucky (A)	L	3-4	Gover/0-1
4/6	Arkansas State	W	2-0	Freeman/4-2
4/7	North Alabama	L	4-11	Messero/0-3
4/10	* Tennessee Tech	W	2-1	Freeman/5-2
4/10	* Tennessee Tech	W	2-0	Ozment/0-2
4/11	* Tennessee Tech	L	3-4	Rogers/1-1
4/17	* Murray State	L	2-3	Freeman/5-3
4/17	* Murray State	L	3-4	Ozment/2-2
4/18	* Murray State	W	1-5	Gover/0-2
4/20	Memphis (A)	L	0-4	Alford/1-2
4/21	Arkansas State (A)	L	5-13	Ozment/2-4
4/24	* Southeast Missouri (A)	L	2-11	Holt/0-1
4/24	* Southeast Missouri (A)	L	0-6	Ozment/2-4
4/25	* Southeast Missouri (A)	L	2-11	Freeman/5-4
4/28	Murray State (A)	W	10-9	Gover/1-2
5/1	* Austin Peay (A)	L	3-11	Freeman/5-5
5/1	* Austin Peay (A)	L	1-2	Holt/0-2
5/2	* Austin Peay (A)	W	8-6	Gover/2-2
5/8	* Eastern Illinois (A)	L	6-13	Ozment/2-5
5/8	* Eastern Illinois (A)	L	3-4	Holt/0-2
5/9	* Eastern Illinois (A)	L	5-11	Gover/2-2
5/12	Saint Louis	L	5-7	Washburn/1-8
5/15	* Morehead State	L	1-11	Freeman/5-7
5/15	* Morehead State	L	2-9	Ozment/1-4
5/16	* Morehead State	L	3-4	Holt/04

* - OVC Game

2000 Results

Victor (Dubba) Cates
Overall:12-41 OVC:2-21

Home:5-19 • Away:5-22 • Neutral:0-0

Date	Opponent	W/L	UTM-OPP	Pitcher/Rcd.
2/12	Jacksonville State (A)	L	8-15	Carter/0-1
2/13	Jacksonville State (A)	L	3-9	Holt/0-1
2/15	Memphis (A)	W	6-4	Doyle/1-0
2/20	Southern Illinois	L	0-3	Carter/0-2
2/20	Southern Illinois	L	5-9	Holt/0-2
2/22	Samford (A)	L	10-13	Washburn/0-1
2/23	Samford (A)	L	6-12	Ozment/0-1
2/27	Northern Illinois	W	6-5	Carter/1-2
2/27	Northern Illinois	L	8-11	Holt/0-3
2/29	Southern Indiana	W	20-19	Doyle/2-0
3/1	Arkansas State (A)	L	5-8	Doyle/2-1
3/4	Arkansas-Little Rock	L	0-1	Carter/1-3
3/4	Arkansas-Little Rock	L	6-16	Alford/0-1
3/5	Arkansas-Little Rock	W	10-7	Doyle/3-1
3/8	Belmont (A)	L	1-8	Bevis/0-1
3/8	Belmont (A)	L	1-3	Carter/1-4
3/12	Southeast Missouri (A)	L	4-13	Alford/0-2
3/12	Southeast Missouri (A)	L	0-6	Doyle/3-2
3/14	Mississippi State (A)	L	1-16	Carter/1-5
3/15	Mississippi State (A)	L	3-14	Doyle/3-2
3/18	* Middle Tennessee (A)	L	3-9	Washburn/0-2
3/18	* Middle Tennessee (A)	L	1-7	Carter/1-6
3/21	Belmont	W	3-2	Doyle/4-3

3/21	Belmont	W	9-4	Holt/1-3
3/22	Saint Louis	L	5-17	Washburn/0-3
3/25	* Eastern Kentucky	L	3-7	Holt/1-4
3/25	* Eastern Kentucky	L	1-3	Doyle/4-4
3/26	* Eastern Kentucky	L	4-8	Washburn/0-4
3/28	Ole Miss (A)	W	8-5	Spiceland/1-0
3/29	IUPUI	W	6-1	Fuller/1-2
3/29	IUPUI	W	8-3	Blount/3-3
4/8	* Murray State (A)	L	5-9	Doyle/4-5
4/9	* Murray State (A)	L	3-8	Carter/1-7
4/9	* Murray State (A)	L	6-7	Holt/1-5
4/11	Southern Illinois (A)	L	6-12	Spiceland/1-1
4/15	* Southeast Missouri	L	7-8	Washburn/0-5
4/15	* Southeast Missouri	L	5-8	Carter/1-8
4/16	* Southeast Missouri	L	0-16	Holt/1-7
4/18	Ole Miss (N)	L	5-14	Washburn/0-6
4/21	* Austin Peay	L	3-13	Holt/1-7
4/21	* Austin Peay	L	2-6	Carter/1-9
4/22	* Austin Peay	L	3-7	Doyle/4-6
4/25	Southeast Missouri (A)	L	2-11	Freeman/5-4
4/27	Saint Louis (A)	W	6-5	Washburn/1-6
4/29	* Eastern Illinois	L	2-5	Holt/1-8
4/29	* Eastern Illinois	L	4-11	Careter/1-10
4/30	* Eastern Illinois	L	9-10	Washburn/1-7
5/6	* Morehead State (A)	W	11-3	Doyle/5-6
5/6	* Morehead State (A)	L	1-9	Holt/1-9
5/7	* Morehead State (A)	L	10-19	Washburn/1-8
5/9	* Tennessee Tech (A)	W	6-5	Holt/2-9
5/9	* Tennessee Tech (A)	L	6-8	Carter/1-11
5/10	* Tennessee Tech (A)	L	3-13	Doyle/5-7

* - OVC Game

2001 Results

Victor (Dubba) Cates
Overall:8-46 OVC:3-18

Home:5-23 • Away:3-23 • Neutral:0-0

Date	Opponent	W/L	UTM-OPP	Pitcher/Rcd.
2/11	Vanderbilt (A)	L	0-5	Venczel/0-1
2/21	Memphis (A)	L	1-6	Sullivan/0-1
2/24	Northern Illinois	L	3-13	Venczel/0-2
2/24	Northern Illinois	L	5-12	Entrekin/0-1
2/25	Northern Illinois	L	6-8	Allen/0-1
2/28	Mississippi State (A)	L	1-5	Venczel/0-3
2/28	Mississippi State (A)	L	0-4	Sullivan/0-2
3/3	Bradley	L	1-5	Allen/0-2
3/3	Bradley	W	7-1	Entrekin/1-1
3/6	Belmont (A)	L	2-5	Sullivan/0-3
3/6	Belmont (A)	L	2-7	Venczel/0-4
3/10	Arkansas-Little Rock (A)	L	1-5	Allen/0-3
3/10	Arkansas-Little Rock (A)	L	2-15	Entrekin/1-2
3/11	Arkansas-Little Rock (A)	W	7-4	Spiceland/1-0
3/11	Arkansas-Little Rock (A)	L	5-6	Meadows/0-1
3/13	Kentucky (A)	L	3-11	Spiceland/1-1
3/14	Kentucky (A)	L	1-8	Entrekin/1-3
3/17	* Austin Peay	L	0-1	Sullivan/0-4
3/17	* Austin Peay	L	4-9	Venczel/0-5
3/18	* Austin Peay	L	6-8	Entrekin/1-4
3/20	Saint Louis	W	6-1	Meadows/1-1
3/21	Arkansas State (A)	L	2-13	Allen/0-4
3/24	* Tennessee Tech (A)	L	1-6	Sullivan/0-5
3/24	* Tennessee Tech (A)	L	2-8	Venczel/0-6
3/25	* Tennessee Tech (A)	L	1-6	Meadows/1-2
3/28	Lambuth	L	3-6	Entrekin/1-5
3/31	* Eastern Illinois	L	6-13	Sullivan/0-6
3/31	* Eastern Illinois	L	3-10	Venczel/0-7
4/1	* Eastern Illinois	L	2-16	Meadows/1-3
4/3	Lipscomb	L	3-7	Entrekin/1-6
4/7	* Morehead State (A)	L	3-16	Sullivan/0-7
4/7	* Morehead State (A)	W	20-19	Venczel/1-7
4/8	* Morehead State (A)	L	7-14	Meadows/1-4
4/10	Christian Brothers	W	10-6	Bevis/1-0
4/13	* Southeast Missouri	L	0-7	Sullivan/0-8
4/13	* Southeast Missouri	L	9-18	Allen/0-5
4/14	* Southeast Missouri	W	8-6	Meadows/2-4
4/17	Samford	L	5-6	Bevis/1-1
4/18	Samford	L	4-6	Spiceland/1-2
4/21	* Murray State (A)	L	6-14	Meadows/2-5
4/21	* Murray State (A)	L	2-5	Sullivan/0-9
4/22	* Murray State (A)	L	6-8	Venczel/1-8
4/24	Memphis	L	4-19	Allen/0-6
4/25	Lipscomb	L	8-18	Meadows/2-6
4/28	* Eastern Kentucky	L	7-13	Allen/0-7
4/28	* Eastern Kentucky	L	2-4	Venczel/1-9
4/29	* Eastern Kentucky	W	9-5	Meadows/3-6
5/1	Saint Louis (A)	L	4-5	Sullivan/0-10
5/5	Belmont	L	7-17	Venczel/1-10
5/5	Belmont	L	4-5	Meadows/3-7
5/10	Arkansas State	L	5-10	Entrekin/1-7
5/12	Southern Illinois (A)	L	3-7	Sullivan/0-11

5/12	Southern Illinois (A)	L	0-1	Venczel/1-11
5/13	Southern Illinois (A)	W	4-2	Meadows/4-7

* - OVC Game

2002 Results

Victor (Dubba) Cates
Overall:18-33 OVC:4-15

Home:11-15 • Away:7-18 • Neutral:0-0

Date	Opponent	W/L	UTM-OPP	Pitcher/Rcd.
2/16	Arkansas-Little Rock (A)	L	2-14	Sullivan/0-1
2/16	Arkansas-Little Rock (A)	L	1-5	Venczel/0-1
2/17	Arkansas-Little Rock (A)	W	8-6	Allen/1-0
2/20	Memphis	L	5-13	Allen/1-1
3/2	Southeastern Louisiana (A)	L	3-4	Venczel/0-2
3/2	Southeastern Louisiana (A)	L	5-6	Allen/1-2
3/3	Southeastern Louisiana (A)	W	14-4	Meadows/1-0
3/6	Southern Illinois	L	10-12	Summers/0-1
3/8	Illinois-Chicago	L	1-27	Venczel/0-3
3/9	Illinois-Chicago	L	3-9	Sullivan/0-2
3/10	Illinois-Chicago	L	0-3	Allen/1-3
3/10	Illinois-Chicago	W	2-1	Meadows/2-0
3/13	Samford (A)	L	3-24	Venczel/0-3
3/13	Samford (A)	L	1-2	Corey/0-1
3/14	Lipscomb (A)	L	5-7	Sullivan/0-3
3/16	Western Illinois	W	6-2	Allen/2-3
3/16	Western Illinois	W	7-0	Meadows/3-0
3/17	Western Illinois	W	10-9	Sullivan/1-3
3/23	* Tennessee Tech	W	10-0	Allen/3-3
3/23	* Tennessee Tech	L	0-13	Meadows/3-1
3/24	* Tennessee Tech	W	13-8	Sullivan/2-3
3/27	Christian Brothers	W	4-1	Corey/1-13
3/3	* Eastern Illinois (A)	L	1-10	Allen/3-4
3/30	* Eastern Illinois (A)	W	4-2	Meadows/4-1
4/2	Mississippi State (A)	L	5-6	Venczel/0-5
4/6	* Morehead State	L	4-6	Allen/3-5
4/6	* Morehead State	L	6-20	Corey/1-2
4/7	* Morehead State	L	8-16	Sullivan/2-4
4/9	Lipscomb	L	6-7	Summers/0-2
4/10	Saint Louis (A)	W	5-2	Allen/4-5
4/13	* Southeast Missouri (A)	L	3-16	Allen/4-6
4/13	* Southeast Missouri (A)	L	8-12	Sullivan/2-5
4/14	* Southeast Missouri (A)	L	2-12	Hite/0-1
4/16	Martin Methodist	W	13-12	Sullivan/3-6
4/17	Mississippi Valley State	W	16-2	Spiceland/1-2
4/20	* Murray State	L	10-12	Summers/0-3
4/20	* Murray State	L	7-10	Bevis/0-1
4/21	* Murray State	L	1-3	Sullivan/3-6
4/23	Ole Miss (A)	L	1-3	Venczel/0-6
4/24	Bethel	W	21-0	Corey/2-2
4/28	* Eastern Kentucky (A)	L	1-14	Allen/4-7
4/28	* Eastern Kentucky (A)	L	7-9	Venczel/0-7
5/4	Southern Illinois (A)	W	8-6	Allen/5-7
5/4	Southern Illinois (A)	L	7-11	Venczel/0-8
5/10	Arkansas State	L	6-10	Allen/5-8
5/12	Arkansas State (A)	W	2-1	Sullivan/4-7
5/14	Belmont	L	0-8	Allen/5-9
5/14	Belmont	W	2-1	Hite/1-1
5/18	* Austin Peay (A)	L	1-4	Sullivan/4-7
5/18	* Austin Peay (A)	L	1-2	Allen/5-10
5/19	* Austin Peay (A)	W	7-5	Spiceland/2-0

* - OVC Game

2003 Results

Victor (Dubba) Cates
Overall:17-30-1 OVC:6-13-1

Home:13-13-1 • Away:4-17 • Neutral:0-0-0

Date	Opponent	W/L	UTM-OPP	Pitcher/Rcd.
3/1	Arkansas-Little Rock (A)	L	2-9	Corey/0-1
3/1	Arkansas-Little Rock (A)	L	6-13	Robinson/0-1
3/2	Arkansas-Little Rock (A)	W	13-6	Bryant/1-0
3/2	Arkansas-Little Rock (A)	L	2-19	Estill/0-1
3/4	Saint Louis	W	6-5	Corey/1-1
3/8	Southeastern Louisiana	W	22-6	Robinson/1-1
3/8	Southeastern Louisiana	L	8-14	Summers/0-1
3/9	Southeastern Louisiana	L	12-13	McBride/0-1
3/11	Birmingham-Southern (A)	L	3-9	Spiceland/0-1
3/12	Birmingham-Southern (A)	L	5-21	Robinson/1-2
3/15	Dayton	L	1-3	Corey/1-2
3/15	Dayton	W	7-2	Bryant/2-0
3/16	Dayton	L	7-8	Estill/0-2
3/17	Martin Methodist	W	9-8	Summers/1-1
3/22	Chicago State	W	4-3	Corey/2-2
3/22	Chicago State	W	11-5	Summers/2-1
3				



YEARLY RESULTS

4/5	* Austin Peay	T	10-10	None
4/8	Christian Brothers	W	5-2	Bryant/3-0
4/12	* Tennessee Tech (A)	L	1-3	Corey/2-3
4/12	* Tennessee Tech (A)	L	1-7	Robinson/2-4
4/13	* Tennessee Tech (A)	L	4-5	Summers/2-2
4/15	Lipscomb	L	4-17	Alford/0-1
4/18	* Eastern Kentucky (A)	W	7-2	Corey/3-3
4/18	* Eastern Kentucky (A)	L	5-7	Bryant/3-1
4/19	* Eastern Kentucky (A)	L	8-18	Spiceland/1-3
4/22	Ole Miss (A)	L	0-7	Bryant/3-2
4/26	* Morehead State	W	8-3	Corey/4-3
4/26	* Morehead State	W	11-5	Robinson/3-4
4/27	* Morehead State	L	9-15	Massey/0-1
4/29	Belmont (A)	L	4-8	Estill/1-3
4/29	Belmont (A)	L	1-7	Dobson/0-1
5/3	* Southeast Missouri	L	1-9	Corey/4-4
5/3	* Southeast Missouri	L	2-14	Bryant/3-3
5/4	* Southeast Missouri	L	5-20	Massey/0-2
5/7	Arkansas State (A)	L	2-7	Summers/2-3
5/10	* Murray State (A)	L	8-12	Robinson/3-5
5/10	* Murray State (A)	W	9-3	Bryant/4-3
5/11	* Murray State (A)	W	11-6	Spiceland/2-3
5/13	Memphis	L	4-7	Summers/2-4
5/16	* Eastern Illinois	L	14-19	Corey/4-5
5/17	* Eastern Illinois	W	11-2	Bryant/5-3
5/17	* Eastern Illinois	L	8-13	Summers/2-5

* - OVC Game

2004 Results				
Victor (Bubba) Cates				
Overall:16-38 OVC:7-20				
Home:10-21 • Away:6-17 • Neutral:0-0				
Date	Opponent	W/L	UTM-OPP	Pitcher/Rcd.
2/17	Western Kentucky	L	2-8	Bryant/0-1
2/18	Arkansas State (A)	L	1-2	Link/0-1
2/21	Louisiana-Monroe	L	0-12	Smith/0-1
2/21	Louisiana-Monroe	W	5-2	Bryant/1-1
2/22	Louisiana-Monroe	L	3-9	Meador/0-1
2/25	Belmont	L	12-16	Summers/0-1
2/28	Bradley University	W	4-2	Meador/1-1
2/28	Bradley University	W	5-2	Bryant/2-1
2/29	Bradley University	L	5-20	Smith/0-2
3/2	Belmont (A)	W	5-3	Link/1-1
3/4	Viterbo	L	6-9	Estill/0-1
3/9	Memphis	L	4-7	Bryant/2-2
3/11	# Wake Forest (N)	L	1-5	Ledlow/0-1
3/13	# Western Illinois (N)	L	7-10	Dobson/0-1
3/14	# Missouri (N)	L	3-7	Bryant/2-3
3/16	Vanderbilt (A)	L	5-6	Ledlow/0-2
3/17	Lambuth	L	1-13	Robinson/0-2
3/23	Saint Louis (A)	W	8-3	Massey/1-0
3/27	* Eastern Illinois (A)	W	8-3	Meador/2-1
3/27	* Eastern Illinois (A)	L	1-5	Bryant/2-4
3/28	* Eastern Illinois (A)	W	8-4	Massey/2-0
3/31	Western Kentucky (A)	L	7-11	Estill/0-2
4/3	* Eastern Kentucky	W	4-3	Meador/3-1
4/3	* Eastern Kentucky	L	1-6	Massey/2-1
4/4	* Eastern Kentucky	L	4-20	Bryant/2-5
4/6	Harding University	W	13-4	Estill/1-2
4/9	* Morehead State (A)	L	12-13	Meador/3-2
4/9	* Morehead State (A)	L	6-11	Massey/2-2
4/10	* Morehead State (A)	L	5-22	Bryant/2-6
4/14	Saint Louis	W	14-4	Robinson/1-2
4/17	* Tennessee Tech	W	20-11	Meador/4-2
4/17	* Tennessee Tech	W	5-4	Dobson/1-1
4/18	* Tennessee Tech	L	8-12	Robinson/1-3
4/20	Lipscomb (A)	L	6-7	Summers/0-2
4/24	* Austin Peay (A)	L	2-23	Meador/4-3
4/24	* Austin Peay (A)	L	4-13	Dobson/1-2
4/25	* Austin Peay (A)	L	1-13	Massey/2-3
4/27	Miss. Valley State (A)	W	8-2	Meador/5-3
4/27	Miss. Valley State (A)	W	2-1	Estill/2-2
5/1	* Murray State (A)	L	5-9	Estill/1-3
5/1	* Murray State (A)	L	4-5	Summers/1-3
5/2	* Murray State (A)	L	3-4	Meador/5-4
5/5	Arkansas State	L	2-19	Smothers/0-1
5/8	* Jacksonville State	L	4-13	Dobson/1-3
5/8	* Jacksonville State	L	8-10	Massey/2-4
5/9	* Jacksonville State	W	21-16	Summers/2-3
5/12	Lipscomb	L	1-4	Robinson/1-4
5/15	* Samford	L	2-16	Dobson/2-4
5/15	* Samford	L	2-3	Massey/2-5
5/16	* Samford	L	1-6	Meador/5-5
5/18	Memphis	L	2-9	Ledlow/0-5
5/21	* Southeast Missouri	L	2-9	Massey/2-6
5/21	* Southeast Missouri	L	4-12	Summers/2-4
5/22	* Southeast Missouri	W	17-16	Dobson/2-4

- Easton Challenge (Millington, Tenn.)
* - OVC Game

2005 Results				
Victor (Bubba) Cates				
Overall:12-43 OVC:6-20				
Home:7-21 • Away:5-19 • Neutral:0-3				
Date	Opponent	W/L	UTM-OPP	Pitcher/Rcd.
2/18	Louisiana-Monroe (A)	L	1-6	Massey/0-1
2/19	Louisiana-Monroe (A)	L	0-1	Bryant/0-1
2/20	Louisiana-Monroe (A)	L	4-7	Estill/0-1
2/23	#16 Vanderbilt (A)	L	5-12	Ledlow/0-1
2/25	Martin Methodist	W	5-4	Dobson/1-0
3/1	Arkansas State	L	4-18	Estill/0-2
3/2	Memphis	L	1-4	Massey/0-2
3/5	Western Illinois	W	5-4	Ledlow/1-1
3/5	Western Illinois	W	4-3	Bryant/1-1
3/6	Western Illinois	W	17-8	Estill/1-2
3/8	Evansville	L	3-4	Massey/0-3
3/9	Evansville	L	3-13	Link/0-1
3/12	# Indiana State (N)	L	2-4	Bryant/1-2
3/13	# Connecticut (N)	L	0-3	Massey/0-3
3/13	# Arkansas-Little Rock (N)	L	0-3	Estill/1-4
3/15	Birmingham-Southern (A)	L	1-7	Ledlow/1-2
3/16	Birmingham-Southern (A)	L	7-9	Link/0-2
3/17	Lipscomb (A)	L	4-6	Bryant/1-3
3/25	* Eastern Illinois	W	16-4	Massey/1-4
3/25	* Eastern Illinois	L	1-3	Ledlow/1-3
3/26	* Eastern Illinois	L	2-7	Estill/1-4
3/29	Southern Illinois (A)	L	3-4	Summers/0-1
4/3	* Eastern Kentucky (A)	L	2-11	Massey/1-5
4/3	* Eastern Kentucky (A)	W	6-5	Bryant/2-3
4/5	Arkansas State	L	1-7	Estill/1-5
4/9	* Morehead State	L	3-8	Ledlow/1-4
4/9	* Morehead State	L	3-5	Bryant/2-4
4/10	* Morehead State	L	11-18	Estill/1-6
4/13	Saint Louis (A)	W	9-7	Summers/1-0
4/16	* Tennessee Tech (A)	L	2-5	Ledlow/1-5
4/16	* Tennessee Tech (A)	W	3-2	Bryant/3-4
4/17	* Tennessee Tech (A)	L	0-8	Estill/1-7
4/19	Southern Illinois	L	7-12	Smothers/0-1
4/20	Lipscomb	L	3-8	Link/0-3
4/23	* Austin Peay	L	3-14	Ledlow/1-6
4/23	* Austin Peay	L	0-2	Bryant/3-5
4/24	* Austin Peay	L	1-6	Estill/1-8
4/27	Belmont	L	2-3	Smothers/0-2
4/30	* Murray State	L	3-4	Ledlow/1-7
4/30	* Murray State	L	2-6	Bryant/3-6
5/1	* Murray State	W	4-2	Massey/2-5
5/3	Belmont (A)	L	2-5	Link/0-4
5/3	Belmont (A)	W	10-8	Smothers/1-2
5/7	* Jacksonville State (A)	L	0-8	Ledlow/1-8
5/7	* Jacksonville State (A)	L	4-6	Summers/1-2
5/8	* Jacksonville State (A)	W	4-3	Massey/3-5
5/11	Memphis (A)	L	3-7	Smothers/1-3
5/14	* Samford	W	7-6	Summers/2-2
5/14	* Samford	L	0-8	Bryant/3-6
5/15	* Samford	L	1-7	Massey/3-6
5/17	Mississippi State (A)	L	3-17	Estill/1-9
5/17	Mississippi State (A)	L	3-8	Smothers/1-4
5/20	* Southeast Missouri (A)	L	4-6	Ledlow/1-9
5/20	* Southeast Missouri (A)	L	2-4	Bryant/3-8
5/21	* Southeast Missouri (A)	L	3-4	Massey/3-7

- USA Challenge (Millington, Tenn.) * - OVC Game

2006 Results				
Victor (Bubba) Cates				
Overall:20-35 OVC:9-18				
Home:14-10 • Away:8-24 • Neutral:0-1				
Date	Opponent	W/L	UTM-OPP	Pitcher/Rcd.
2/17	Northwestern State (A)	L	1-9	Smothers/0-1
2/17	Northwestern State (A)	L	1-7	Ledlow/0-1
2/19	Northwestern State (A)	L	2-7	Rockholt/0-1
2/25	Bradley University	L	2-7	Smothers/0-2
2/25	Bradley University	W	4-3	Cameron/1-0
2/26	Bradley University	L	6-14	Rockholt/1-2
2/28	Memphis (A)	L	7-9	Link/0-1
3/1	Union University	W	10-9	Cameron/2-0
3/4	Freed-Hardeman	L	5-10	Rockholt/0-3
3/4	Freed-Hardeman	W	4-3	Cameron/3-0
3/7	Arkansas State (A)	L	3-12	Link/0-2
3/7	Arkansas State (A)	W	5-4	Smothers/1-2
3/10	Arkansas - Little Rock (A)	L	2-5	Ledlow/0-2
3/11	Arkansas - Little Rock (A)	L	7-12	Smothers/1-3
3/11	Arkansas - Little Rock (A)	L	4-5	Estill/0-1
3/11	Arkansas - Little Rock (A)	L	4-3	Dobson/1-0
3/15	Lipscomb (A)	L	3-4	Ledlow/0-3
3/16	Middle Tennessee (A)	L	11-12	Dobson/1-1
3/25	* Southeast Missouri	W	3-2	Dobson/2-1
3/25	* Southeast Missouri	W	2-1	Smothers/2-3
3/26	* Southeast Missouri	W	1-0	Rockholt/1-3
3/29	Southern Illinois (A)	L	1-7	Link/0-3

4/1	* Eastern Illinois (A)	L	1-6	Ledlow/0-4
4/1	* Eastern Illinois (A)	L	4-5	Dobson/2-2
4/2	* Eastern Illinois (A)	W	8-5	Rockholt/2-3
4/4	Southern Illinois	W	5-4	Estill/1-1
4/5	^ Memphis (N)	L	4-5	Dobson/2-3
4/8	* Eastern Kentucky	L	2-4	Ledlow/0-5
4/8	* Eastern Kentucky	L	1-6	Smothers/2-5
4/9	* Eastern Kentucky	L	3-11	Rockholt/2-4
4/10	Martin Methodist (A)	L	3-4	Cameron/3-1
4/11	Saint Louis	W	12-4	Ledlow/1-5
4/14	* Morehead State (A)	L	7-10	Smothers/2-5
4/14	* Morehead State (A)	L	0-2	Ledlow/1-6
4/15	* Morehead State (A)	W	23-7	Rockholt/3-4
4/18	Arkansas State	W	11-5	Walker/1-0
4/19	Lipscomb	W	9-8	Smothers/3-5
4/22	* Tennessee Tech	W	5-1	Ledlow/2-6
4/22	* Tennessee Tech	L	5-7	Cameron/3-2
4/23	* Tennessee Tech	W	6-5	Dobson/3-2
4/27	Miss. Valley State (A)	W	1-0	Link/1-3
4/29	* Austin Peay (A)	L	1-7	Ledlow/2-7
4/29	* Austin Peay (A)	L	4-7	Smothers/3-6
4/30	* Austin Peay (A)	L	3-4	Rockholt/2-5
5/2	Belmont	W	4-1	Link/2-3
5/6	* Murray State (A)	L	4-6	Ledlow/2-8
5/6	* Murray State (A)	L	2-7	Smothers/3-7
5/7	* Murray State (A)	W	9-4	Rockholt/4-5
5/13	* Jacksonville State	L	0-7	Ledlow/2-9
5/13	* Jacksonville State	L	2-4	Smothers/3-8
5/14	* Jacksonville State	L	1-12	Rockholt/4-6
5/16	Mississippi State (A)	L	6-8	Cameron/3-3
5/19	* Samford (A)	L	4-5	Ledlow/2-10
5/19	* Samford (A)	L	0-2	Smothers/3-9
5/20	* Samford (A)	W	9-7	Cameron/4-3

^ - in Union City, Tenn. * - OVC Game

2007 Results				
Victor (Bubba) Cates				
Overall:19-36 OVC:7-19				
Home:16-13 • Away:3-21 • Neutral:0-2				
Date	Opponent	W/L	UTM-OPP	Pitcher/Rcd.
2/16	Southeastern Louisiana (A)	L	6-3	Ledlow/0-1
2/17	Southeastern Louisiana (A)	L	16-1	Smothers/0-1
2/18	Southeastern Louisiana (A)	L	10-3	Rockholt/0-1
2/25	Bradley University	L	14-8	Webb/0-1
2/25	Bradley University	W	3-2	Rockholt/1-1
2/27	Memphis (A)	L	2-1	Webb/0-2
2/28	Southern Illinois	L	12-5	Blackmon/0-1
3/6	South Dakota State	W	5-4 (10)	Cameron/1-0
3/7	South Dakota State	L	15-4	Walker/0-1
3/9	Kentucky (A)	L	6-4	Ledlow/0-2
3/10	Kentucky (A)	L	27-0	Walker/0-2
3/11	Kentucky (A)	L	16-7	Smothers/0-2
3/13	McKendree	W	6-0	Blackmon/1-1
3/14	McKendree	W	17-8	Rockholt/2-1
3/17	IPFW	W	4-1	Ledlow/1-2
3/17	IPFW	W	5-2	Walker/1-2
3/18	IPFW	L	7-5	Smothers/0-3
3/20	Saint Louis (A)	L	1-0	Rockholt/2-2
3/24	* Southeast Missouri (A)	L	7-6	Cameron/1-1
3/24	* Southeast Missouri (A)	L	7-5	Walker/1-3
3/25	* Southeast Missouri (A)	L	18-8	Blackmon/1-2
3/27	Arkansas State	W	8-3	Smothers/1-3
3/28	Southern Illinois (A)	L	13-8	Walker/1-4
3/31	* Eastern Illinois	W	8-7	Cameron/2-1
4/1	* Eastern Illinois	L	8-5	Blackmon/1-3
4/1	* Eastern Illinois	L	8-7	Cameron/2-2
4/4	Lipscomb (A)	L	5-3	Cameron/2-3
4/6	* Eastern Kentucky (A)	L	13-8	Ledlow/1-3
4/6	* Eastern Kentucky (A)	W	6-1	Blackmon/2-3
4/9	* Eastern Kentucky (A)	W	14-10 (12)	Cameron/2-4
4/11	Saint Louis	W	5-1	Rockholt/3-2
4/14	* Morehead State	W	7-6 (10)	Cameron/3-4
4/15	* Morehead State	L	8-0	Blackmon/2-4
4/15	* Morehead State	W	5-4 (8)	Walker/2-4
4/17	Arkansas State (A)	L	6-1	Walker/2-5
4/19	Lyon College	W	7-3	Rockholt/4-2
4/20	* Tennessee Tech (A)	L	8-5	Rockholt/4-3
4/21	* Tennessee Tech (A)	L	7-3	Blackmon/2-5
4/22	* Tennessee Tech (A)	L	9-5	Smothers/1-4
4/24	Belmont	W	11-8	Webb/1-2
4/25	Lipscomb	W	20-15	Smothers/2-4
4/28	* Austin Peay	L	4-0	Ledlow/1-4
4/28	* Austin Peay	L	15-3	Blackmon/2-6
4/29	* Austin Peay	L	4-2	Walker/2-6
5/1	Belmont (A)	W	3-1	Smothers/2-4
5/5	* Murray State	L	10-6	Ledlow/1-5
5/5	* Murray State	W	10-9	Cameron/4-4
5/6	* Murray State	W	8-5	Walker/3-6



YEARLY RESULTS

5/12	* Jacksonville State (A)	W	4-3	Blackmon/3-6
5/13	* Jacksonville State (A)	L	3-1	Walker/3-7
5/15	^ - Memphis (N)	L	5-3	Smothers/3-5
5/18	* Samford	L	13-5	Walker/3-8
5/18	* Samford	L	11-3	Blackmon/3-7
5/19	* Samford	L	7-1	Smothers/3-6

& - in Savannah, Tenn.
^ - in Union City, Tenn.
* - OVC Game

3/22	SIU Edwardsville	W	12-5	Green/3-3
3/24	Arkansas-Little Rock	W	20-11	Vesser/1-0
3/25	Arkansas-Little Rock	W	12-3	Hensley/3-1
3/28	* Southeast Missouri (A)	L	5-6 (10)	Hensley/3-2
3/28	* Southeast Missouri (A)	L	7-9	Lozupone/0-1
3/29	* Southeast Missouri (A)	L	8-12	Vesser/1-1
4/1	Evansville (A)	L	1-9	Cates/0-2
4/4	* Eastern Kentucky (A)	L	7-12	Green/3-4
4/4	* Eastern Kentucky (A)	L	2-4	Lozupone/0-2
4/5	* Eastern Kentucky (A)	W	10-9 (10)	Owen/1-0
4/7	Belmont	L	4-6	Flaniken/0-4
4/10	* Eastern Illinois	L	3-10	Green/3-5
4/10	* Eastern Illinois	W	13-3	Lozupone/1-2
4/11	* Eastern Illinois	W#	3-30	None
4/14	Saint Louis	L	3-4	Cates/0-3
4/15	Lipscomb (A)	W	10-6	Patterson/2-1
4/18	* Morehead State	L	2-16	Green/3-6
4/18	* Morehead State	W	6-5	Flaniken/1-4
4/19	* Morehead State	L	10-17	Patterson/2-2
4/21	Arkansas State	W	6-2	Cates/1-3
4/22	\$Memphis (N)	L	4-6	Hensley/3-3
4/25	* Tennessee Tech (A)	W	21-5	Lozupone/2-2
4/25	* Tennessee Tech (A)	L	0-1	Green/3-7
4/26	* Tennessee Tech (A)	L	6-12	Flaniken/1-5
5/2	* Austin Peay	L	3-6	Green/3-8
5/2	* Austin Peay	L	6-8	Flaniken/1-6
5/3	* Austin Peay	W	6-1	Hensley/4-3
5/9	* Murray State	L	0-12	Lozupone/2-3
5/9	* Murray State	W	3-2	Green/4-8
5/10	* Murray State	L	4-13	Hensley/4-4
5/13	Belmont (A)	L	6-12	Cates/1-4
5/13	Belmont (A)	L	4-8	Flaniken/1-7
5/15	* Jacksonville State (A)	W	11-7	Lozupone/3-3
5/15	* Jacksonville State (A)	W	17-2	Green/5-8
5/16	* Jacksonville State (A)	W	3-2	Webb/1-0

2008 Results
Victor (Bubba) Cates
Overall: 10-41 OVC: 5-25
Home: 4-15 • Away: 5-23 • Neutral: 1-3

Date	Opponent	W/L	UTM-OPP	Pitcher/Rcd.
2/23	USC Upstate (A)	L	5-7	Walker/0-1
2/23	George Washington (N)	L	6-10	McElyea/0-1
2/14	New Jersey Institute of Technology (N)	L	4-14	Cates/0-1
2/27	Memphis (A)	L	7-10	Sutton/0-1
2/28	Southern Illinois	L	6-10	McElyea/0-2
3/1	Creighton	L	4-9	Blackmon/0-1
3/1	Creighton	L	1-12	Walker/0-2
3/2	Creighton	L	2-8	Lantz/0-1
3/6	Lambuth	L	6-11	Cates/0-2
3/11	Arkansas-Little Rock (A)	W	2-0	Walker/1-0
3/12	Arkansas-Little Rock (A)	L	5-19	Lantz/0-2
3/14	Louisiana Tech (A)	L	5-8	Cates/0-3
3/15	Louisiana Tech (A)	L	1-6	Patterson/0-1
3/16	Louisiana Tech (A)	L	6-11	Lantz/0-3
3/21	* Samford (A)	L	3-5	Walker/1-3
3/21	* Samford (A)	L	1-14	Lantz/0-4
3/22	* Samford (A)	L	5-12	Patterson/0-2
3/25	Arkansas State	L	6-12	Blackmon/0-2
3/26	Southern Illinois (A)	L	3-6	Cates/0-4
3/29	* Southeast Missouri	L	6-19	Walker/1-4
4/1	Arkansas State (A)	W	9-8 (10)	Patterson/1-2
4/2	Lipscomb	W	9-8 (10)	Sutton/1-1
4/5	* Eastern Illinois	L	4-6	Walker/1-5
4/5	* Eastern Illinois	L	6-8	Lantz/0-5
4/6	* Eastern Illinois	L	2-13	Patterson/1-3
4/8	Evansville	L	10-15	Cates/0-5
4/9	Lipscomb (A)	L	9-10	McElyea/0-3
4/12	* Eastern Kentucky	L	3-6	Walker/1-6
4/12	* Eastern Kentucky	L	0-6	Lantz/0-6
4/13	* Eastern Kentucky	W	6-3	Sutton/2-1
4/15	Saint Louis (A)	L	4-11	Cates/0-6
4/16	Memphis (N)	L	3-7	McElyea/0-4
4/19	* Morehead State (A)	L	8-16	Walker/1-7
4/19	* Morehead State (A)	W	16-12	Patterson/2-3
4/20	* Morehead State (A)	L	8-13	Lantz/1-7
4/22	Evansville (A)	W	13-12	Cates/1-6
4/26	* Tennessee Tech	W	5-4	Walker/2-7
4/26	* Tennessee Tech	W	5-0	Sutton/3-1
4/27	* Tennessee Tech	L	1-8	Lantz/0-8
4/29	Belmont	W	6-5	Patterson/3-3
4/29	Belmont	L	5-14	Bixby/0-1
5/3	* Austin Peay (A)	L	3-13	Walker/2-8
5/4	* Austin Peay (A)	W	4-2	Sutton/4-1
5/4	* Austin Peay (A)	L	3-12	McElyea/0-5
5/10	* Murray State (A)	L	1-5	Walker/2-9
5/10	* Murray State (A)	L	1-5	Sutton/4-2
5/11	* Murray State (A)	L	4-13	McElyea/0-6
5/13	Belmont (A)	L	5-12	Bowker/0-1
5/16	* Jacksonville State	L	7-10	Walker/2-10
5/16	* Jacksonville State	L	0-5	Sutton/4-3
5/17	* Jacksonville State	L	8-15	McElyea/0-7

2009 Results
Victor (Bubba) Cates
Overall: 21-30 OVC: 10-14
Home: 12-13 • Away: 8-16 • Neutral: 0-1

Date	Opponent	W/L	UTM-OPP	Pitcher/Rcd.
2/20	Central Arkansas (A)	L	5-11	Green/0-1
2/21	Central Arkansas (A)	W	7-6	Hensley/1-0
2/22	Central Arkansas (A)	L	6-15	Flaniken/0-1
2/24	Southern Illinois	W	6-5	Bowker/1-0
2/25	Evansville	W	13-2	Green/1-1
3/3	Southern Illinois (A)	L	4-5	Green/1-2
3/4	Bethel	W	8-7	Patterson/1-0
3/5	Lambuth	L	4-8	Flaniken/0-2
3/10	UAB (A)	L	5-13	Green/1-3
3/11	UAB (A)	L	2-13	Cates/0-1
3/13	Georgia State (A)	L	7-10	Hensley/1-1
3/13	Georgia State (A)	W	8-7 (10)	Hensley/2-1
3/17	Memphis (A)	W	9-2	Green/2-3
3/18	Iowa	L	6-25	Bowker/1-1
3/20	Purdue	L	7-11 (10)	Patterson/1-1
3/21	SIU Edwardsville	L	7-9	Flaniken/0-3

2010 Results
Victor (Bubba) Cates
Overall: 24-31 OVC: 8-16
Home: 15-11 • Away: 7-20 • Neutral: 2-0

Date	Opponent	W/L	UTM-OPP	Pitcher/Rcd.
2/20	IPFW	W	5-2	Green/1-0
2/20	IPFW	W	5-1	Lozupone/1-0
2/21	IPFW	W	7-6 (11)	Mills/1-0
2/23	Memphis	W	5-4	Cupples/1-0
2/26	#Houston Baptist	W	7-4	Lozupone/2-0
2/27	#Nicholls State (A)	L	2-8	Green/1-1
2/28	#Bryant	W	6-3	Mills/2-0
3/3	Lipscomb	L	1-4	Swaringen/0-1
3/6	Indiana State (A)	W	4-3	Green/2-1
3/6	Indiana State (A)	L	4-5 (13)	Tobik/0-1
3/7	Indiana State (A)	L	7-12	Flaniken/0-1
3/10	Vanderbilt (A)	L	1-9	Cupples/1-1
3/12	King College	W	8-6	Tobik/1-1
3/13	King College	L	4-5	Mills/2-1
3/16	Arkansas-Little Rock (A)	L	7-8	Swaringen/0-2
3/17	Arkansas-Little Rock (A)	L	5-7	Boshers/0-1
3/19	Cleveland State	W	17-6	Green/3-1
3/20	Cleveland State	W	16-9	Tobik/2-1
3/20	Cleveland State	W	20-11	Cupples/2-1
3/23	Southern Illinois	L	3-20	Boshers/0-2
3/27	* Jacksonville State	W	9-7	Green/4-1
3/27	* Jacksonville State	L	9-11	Swaringen/0-3
3/28	* Jacksonville State	L	6-11	Mills/2-2
3/30	Southern Illinois (A)	L	3-15	Boshers/0-3
4/2	* Murray State (A)	L	2-20	Green/4-2
4/2	* Murray State (A)	L	5-13	Lozupone/2-1
4/3	* Murray State (A)	L	5-7	Boshers/0-4
4/6	Arkansas State	W	17-12	Alsip/1-0
4/10	SIU Edwardsville (A)	W	7-4	Boshers/1-4
4/10	SIU Edwardsville (A)	L	3-6	Lozupone/2-2
4/11	SIU Edwardsville (A)	W	11-7	Green/5-2
4/13	Lambuth	W	7-6	Flaniken/1-1
4/17	* Southeast Missouri	W	12-4	Boshers/2-4
4/17	* Southeast Missouri	W	6-3	Green/6-2
4/18	* Southeast Missouri	L	1-15	Lozupone/2-3
4/21	Lipscomb (A)	L	4-7	Floyd/0-1
4/24	* Eastern Kentucky	W	18-9	Green/7-2
4/25	* Eastern Kentucky	L	3-7	Boshers/2-5
4/25	* Eastern Kentucky	L	4-7	Swaringen/0-4
4/28	Ole Miss (A)	L	6-15	Miller/0-1
5/1	* Eastern Illinois (A)	L	3-7	Boshers/2-6
5/1	* Eastern Illinois (A)	W	2-1	Green/8-2
5/2	* Eastern Illinois (A)	L	2-5	Floyd/0-2
5/4	Arkansas State (A)	L	3-8	Flaniken/1-2
5/8	* Morehead State (A)	W	10-9	Tobik/3-1

- Game was forfeited by Eastern Illinois
\$ - Played at Pringles Park - Jackson, Tenn.

5/8	* Morehead State (A)	W	17-8	Green/9-2
5/9	* Morehead State (A)	L	9-10	Mills/2-3
5/12	Belmont	L	6-16	Swaringen/0-5
5/15	* Tennessee Tech	L	7-9 (13)	Flaniken/1-3
5/15	* Tennessee Tech	L	2-6	Green/9-3
5/16	* Tennessee Tech	W	12-9	Flaniken/2-3
5/18	Belmont (A)	W	16-9	Flaniken/3-3
5/21	* Austin Peay (A)	L	7-9	Green/9-4
5/22	* Austin Peay (A)	L	3-9	Tobik/3-2
5/22	* Austin Peay (A)	L	9-11	Flaniken/3-4

* - OVC Game
- Nicholls State Tournament - Thibodaux, La.

All-Time Record vs. Opponents

Arkansas-Little Rock	8-22	Missouri	0-1
Arkansas State	15-29-1	Missouri State	1-5
Augusta College	8-2	Missouri-St. Louis	2-0
Austin Peay	27-71-2	Mississippi Industrial	2-0
Bellarmine	2-0	Monmouth	1-1
Belmont	21-29	Morehead State	12-43
Berea College	1-0	Murray State	27-55
Bethel	2-0	NJIT	0-1
Birmingham-Southern	0-4	Nicholls State	0-1
Bradley	5-7	North Alabama	30-40-2
Bryant	1-0	North Park	1-0
Carroll College	28-3	Northern Illinois	1-4
Carson-Newman	2-0	Northern Iowa	4-5
Central Arkansas	1-2	Northern Kentucky	0-1
Chicago State	4-2-1	Northwestern State	0-3
Christian Brothers	18-6	Notre Dame	1-1
Cleveland State	3-0	Oakland City (Ind.)	15-0
Connecticut	0-1	Ole Miss	1-14
Creighton	0-3	Orterbein	0-1
Dayton	1-2	Parsons College	1-1
Delta State	7-26	Purdue	0-1
Eastern Illinois	12-28	Quincy College	7-2
Eastern Kentucky	13-40	Rhode Island	2-0
Evansville	2-6	Rhodes College	9-2
Florida State	0-2	Rockford College	6-0
Freed-Hardeman	16-2	Rust College	29-2
George Washington	0-1	Saint Louis	10-11
Georgia State	1-0	Samford	8-20
Grand Valley State	3-0	South Dakota State	1-1
Harding University	1-0	Southeast Missouri	18-53-1
Houston Baptist	1-0	Southern Illinois	5-19
Illinois	0-1	SIU Edwardsville	6-3
Illinois-Chicago	1-3	Southern Indiana	5-5
Indiana State	2-4	Southern Mississippi	2-1
IPFW	5-1	Southeastern Louisiana	1-7
IUPUI	8-1	Southeastern Massachusetts	1-0
Iowa	0-1	St. Procopius College	2-0
Jacksonville State	12-46	Tennessee	0-6
Kentucky	0-5	Tennessee State	17-10
Kentucky Wesleyan	21-3-1	Tennessee Tech	20-34
King College	1-1	Trevecca	5-0
Lakeland	4-0	Troy State	11-16
Lambuth	34-17	Tulane	0-3
Lane	32-2	UAB	0-4
Lawrence University	39-2	Union	26-22-2
Lemoyne-Owen	25-6	USC Upstate	0-1
Lincoln Memorial	4-0	Valdosta State	0-2
Lipscomb	4-15	Vanderbilt	1-7
Livingston	13-31-1	Viterbo (Wis.)	3-2
Louisiana-Monroe	1-5	Wake Forest	0-1
Louisiana Tech	0-3	Washington Univ. (Mo.)	1-0
Louisville	1-0	West Georgia	1-0
Lyon College	1-0	Western Illinois	6-2
Martin Methodist	3-2	Western Kentucky	0-6
Maryland-Baltimore County	1-0	Wisconsin-Kenosha	4-0
McKendree	2-0	Wisconsin-La Crosse	7-5
Memphis	6-26	Wisconsin-Milwaukee	2-0
Middle Tennessee	6-20	Wisconsin-Platteville	2-0
Millikin University	2-1	Wisconsin-Superior	1-1
Mississippi College	7-6-1	Wooster College	3-0
Mississippi State	0-8	Wright State	3-0
Mississippi Valley State	7-0		



Entering its 63rd year, the Ohio Valley Conference continues to build on the success that has made it the nation's eighth-oldest NCAA Division I conference. For only the second time in a decade, the Conference expanded by adding Southern Illinois University Edwardsville as the league's 11th member in 2008. The move expanded the OVC's geographical footprint to the St. Louis market and marked the first change in membership since expanding to the state of Alabama (Jacksonville State, Samford) in 2003.

The 2009-10 school year saw a change in leadership as Beth DeBauche was named the seventh full-time Commissioner in league history on July 28. She is currently one of just five females to be the head of a Division I conference, and one of just eight to lead a Division I conference all-time. The last three commissioners of the OVC have moved onto jobs as the commissioner of the Big Ten, Big 12 and the Mid-American Conferences.

The OVC's proud history past dates back to 1948, but seeds for the new league were actually planted in 1941. It was then that Roy Stewart, the athletics director at Murray State, Charles (Turkey) Hughes, the athletics director at Eastern Kentucky, and Kelly Thompson, the public relations director at Western Kentucky, first broached the idea of forming a new conference. Discussions were put on hold by World War II, but reemerged Feb. 27-28, 1948 at the Kentucky Hotel in Louisville as the three original institutions combined with Morehead State, Louisville and Evansville to form the OVC.

In the 1950s, the OVC became a pioneer on a much more significant scale socially. During times of racial segregation, league member Morehead State became one of the first non-traditionally black mid-southern institutions to accept a black student. In 1958, Marshall Banks earned athletically-related aid at Morehead, which signed a second black athlete, Howard Murphy, a year later. In 1961, Murphy earned all-conference recognition as a halfback in football. With racial barriers broken, the rest of the institutions in the league began to provide educational and athletic opportunities to African-Americans.

The league also had another historical moment in November 2008 when the NCAA awarded Nashville the 2014 NCAA Women's Division I Final Four. The OVC will serve as the host of the prestigious event, which is one of the biggest sporting events the city of Nashville can host. The event will be held at Bridgestone Arena in downtown Nashville.

Over its 62 years, OVC teams have garnered national championships and bowl games in

football, along with national team or individual titles in the sports of rifle, cross country, track and golf. The OVC has also produced several Olympic athletes, including Murray State's Morgan Hicks, who was a member of the 2004 United States Olympic Rifle Team and Morehead State's Brian Shimer who competed in five Winter Olympics in bobsled (winning a bronze medal in 2002) and coached the 2010 United States bobsled team to its first gold medal since 1948. In addition, some of the greatest players in professional sports were educated at OVC institutions. The list includes former greats such as football's Phil Simms (Morehead State), basketball's Clem Haskins (Western Kentucky) and Bubba Wells (Austin Peay) and two-sport star Steve Hamilton (Morehead State) to present-day standouts like basketball player Trenton Hassell (Austin Peay), football player Tony Romo (Eastern Illinois) and baseball players George Sherrill (Austin Peay) and Jon Rauch (Morehead State). Hamilton is the only athlete to ever play in the NCAA Basketball Championship, a Major League Baseball World Series (New York Yankees) and a NBA Championship Series (Los Angeles Lakers).

The league's baseball presence has continued to evolve since its inception. The OVC baseball tournament moved to a neutral site for the first time in 2001 with Paducah, Ky. and Brooks Stadium hosting the tournament in front of raucous crowds. The success of the tournament led to Jackson, Tenn. and Pringles Park – the home of the Seattle Mariner's Class AA affiliate – which hosted the event for the first time in 2010 and is under contract to host the 2011 and 2012 championship as well.

The OVC also has made a statement in the NCAA Baseball Championship in recent years, with its teams involved in several memorable contests in the last decade. Tennessee Tech surprised Wake Forest in the opening round of the 2001 tournament and Southeast Missouri stunned host Alabama in the opening round of the 2002 championship. Five years later, Austin Peay captured the collegiate baseball world's attention by taking Vanderbilt, the 2007 No. 1 overall seed, to extra innings. Eastern Illinois pushed host Nebraska to the limit in 2008 followed by Tennessee Tech's memorable contest against host Clemson in 2009.

A first in the OVC occurred in 2008, when the league had a first round draft pick in both the NFL (Tennessee State's Dominique Rodgers-Cromartie) and Major League Baseball (Eastern Kentucky's Christian Friedrich) Drafts in the same school year. A year later (2009) the league had a Major League Baseball First Round

Compensation Round pick (Eastern Illinois' Tyler Kehrer who was No. 48 overall) and NBA Second Round pick (UT Martin's Lester Hudson) in the same season.

The playing field is not the only place where OVC athletes are working hard. The league also recognizes excellence in the classroom. Six Scholar-Athlete Awards are presented yearly to male and female athletes, while others are commended for their academic success by being Medal of Honor recipients or earning a spot on the Commissioner's Honor Roll. Additionally, the league annually presents one institutional Academic Achievement Award, as well as separate team awards in each Conference-sponsored sport.

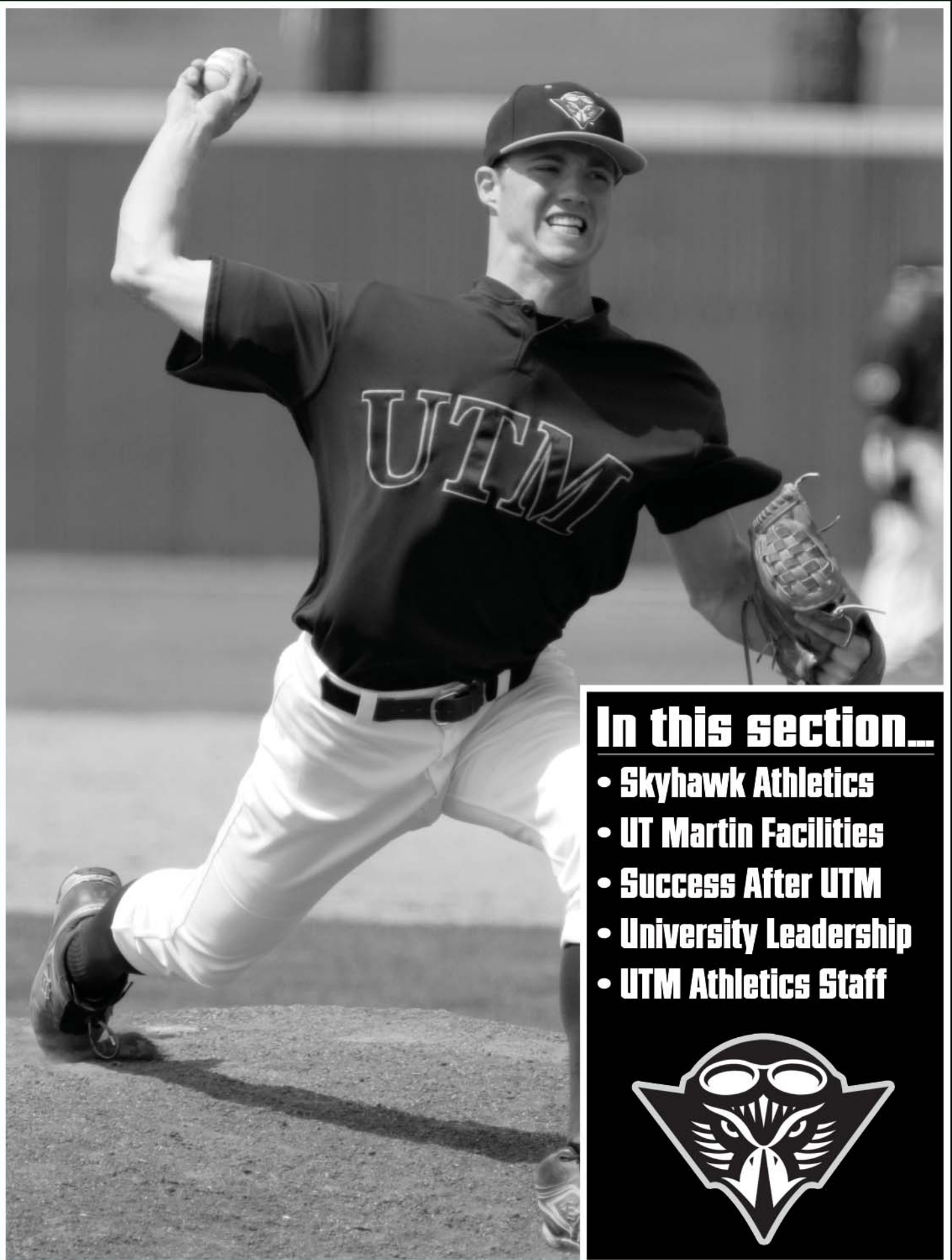
Additionally, the OVC annually presents the Steve Hamilton Sportsmanship Award, in honor of the former Morehead State student-athlete, coach and athletics director, to a junior or senior student-athlete with significant athletic contributions who best exemplifies the characteristics of sportsmanship and citizenship. Most recently, the Conference has also implemented the OVC Institutional and Team Sportsmanship Awards, which are presented to one institution and 18 sport-specific teams voted by their peers to have best exhibited the standards of sportsmanship and ethical conduct as outlined by the OVC and NCAA.

The vision of leadership demonstrated by the Founding Fathers in 1948 remains alive today as the OVC prepares for the future. One example is in regard to the current trend in collegiate athletics administration for increased involvement of university presidents in setting policies and making rules. The presidents of OVC institutions, however, have always governed the Conference, long before presidential governance became a national theme.

The OVC sponsors the following sports: baseball, basketball, cross country, football, golf, tennis and track for men, and basketball, cross country, golf, soccer, softball, tennis, track and volleyball for women. In addition, the OVC also sponsors the combined men's and women's sport of rifle.

Current league representatives include charter members Eastern Kentucky University, Morehead State University and Murray State University, along with Austin Peay State University, Eastern Illinois University, Jacksonville State University, Southeast Missouri State University, Southern Illinois University Edwardsville, Tennessee State University, Tennessee Technological University and the University of Tennessee at Martin.

BETH DeBAUCHE Commissioner	BRAD WALKER Associate Commissioner/ Operations	JENNIFER GIBBS Assistant Commissioner/ Championships	KYLE SCHWARTZ Assistant Commissioner/ Media Relations	BRIAN PULLEY Assistant Commissioner/ External Affairs	MATT BANKER Assistant Commissioner/ Institutional Services	HEATHER BROWN Director/ Media Relations	JON KUKA Director/ OVC Sport Properties	JENNY KULCHAR Administrative Assistant




In this section...


- **Skyhawk Athletics**
- **UT Martin Facilities**
- **Success After UTM**
- **University Leadership**
- **UTM Athletics Staff**



UT MARTIN ATHLETICS



Above: Lester Hudson became the first Skyhawk in history to be selected in the NBA Draft when he was drafted by the Boston Celtics with the 58th overall pick. Hudson was a two-time Ohio Valley Conference male athlete of the year after he was the second leading scorer in the nation and led the UT Martin men's basketball team to its first-ever OVC regular season championship in 2009, earning a berth in the National Invitational Tournament. The first player in NCAA Division-I history to accumulate a quadruple-double, Hudson ended last season with his hometown Memphis Grizzlies and began the 2010 NBA preseason with the Washington Wizards.




Far Left: Offensive tackle Joe Gibbs inked a free agent contract with the NFL's St. Louis Rams after not allowing a sack for the second consecutive season. Gibbs was the first Skyhawk to sign an NFL contract since 1988.


Left: Quarterback Cade Thompson wrapped up his remarkable three-year Skyhawk career as the program's all-time leader in passing yards (6,260), completion percentage (60.4) and touchdown passes. (48).



Left: The Skyhawk soccer team captured its first-ever Ohio Valley Conference championship in 2010, breaking eight school records in the process. The team also boasted Danielle Rogers, the first UT Martin player to earn OVC Defensive Player of the Year honors.



Right: The 2010 UT Martin rodeo team qualified for its 35th consecutive College National Finals Rodeo appearance, while Jeff Askey won the national championship in bull riding.




Above: First baseman Wes Patterson broke the UT Martin all-time career home run record (36) and single-season record for runs batted in (64) as the team topped 12 single-season records and won its most amount of games in 18 years.

Below: One year after advancing to the program's first-ever NCAA Tournament, the 2010 UT Martin softball team won its first regular season Ohio Valley Conference championship. The team recorded a school-record 47 victories and had 13 All-OVC mentions, including the Player of the Year (Megan Williams) and Pitcher of the Year (Paij Lintz).



ATHLETIC TRAINING FACILITIES



Dr. Steve Houseworth



Dr. John Materson



Dr. Keith Nord



Dr. G. Bradford Wright



Dr. David E. Yakin

ATHLETIC TRAINING ROOM

With three Skyhawk training room locations throughout the UT Martin athletic facilities, student-athletes can be assured of receiving the best medical attention and rehabilitation available. The primary athletic training room facilities are located in the Skyhawk Fieldhouse. There are also satellite athletic training room locations in the Bob Carroll Football Building and near Pat Head Summitt Court in Skyhawk Arena.

The Skyhawk Fieldhouse athletic training room was renovated in 2007 as part of a \$1.9 million dollar renovation of the entire Skyhawk Fieldhouse and Kathleen and Tom Elam Center. Included in the renovation was an updated whirlpool rehabilitation room where student-athletes can receive aqua rehabilitation and treatment. The athletic training room also contains multiple examination stations with the latest in rehabilitation equipment.

The athletic training staff uses a comprehensive approach to the injury care and wellness of student-athletes by utilizing state-of-the-art diagnostic and treatment equipment with the latest methods in the care and prevention of injuries.

Assistant Athletic Director Bart Belew is in his ninth year as head athletic trainer. Belew, a UT Martin graduate, went on to earn a master's degree and serve as a graduate assistant at Ole Miss where he worked with both the football and baseball programs before a stint at Freed-Hardeman led him to a return to his alma mater in 2000 as the head athletic trainer. He currently has a staff of four full-time certified athletic trainers and support staff of 16 athletic training students.

The athletic training staff is surrounded by many qualified and generous team doctors, through a partnership with Sports Orthopedic and Spine of Jackson, Tenn.. Dr. G. Bradford Wright, MD, and Dr. Steve Houseworth, MD, serve as the primary team physicians and are directly responsible for the orthopedic needs of UT Martin student-athletes. Dr. Wright has previously worked as team physician with the US Olympic Track & Field teams, West Tennessee Diamond Jaxx and Memphis Riverkings while Dr. Houseworth has served as a team physician for Louisiana Tech University.

Dr. Wright and Dr. Houseworth are also assisted in the care for Skyhawk student-athletes by the other orthopedic specialist of Sports Orthopedic and Spine; Dr. David E. Yakin, MD, Dr. Keith Nord, MD, Dr. Timothy Sweo, MD, and Dr. John P. Masterson, MD.

The athletic training staff is one support group that the athletic teams cannot do without. They are responsible for staffing all practices and games as well as handling the day-to-day rehabilitation of injured or post-surgery student-athletes.



STRENGTH & CONDITIONING FACILITIES



SKYHAWK

STRENGTH & CONDITIONING

The UT Martin strength and conditioning facilities are for the exclusive use of Skyhawk student-athletes as they train for competition, under the direction of strength and conditioning coach Charles Rayburn.

Sport specific workouts are designed by Coach Rayburn and supervised at all times by one or more members of the strength and conditioning staff. Each student-athlete is placed in to respective developmental levels according to individual ability and specific regiments are then prescribed and continuously changed based on individual aptitude.

The Skyhawk strength and conditioning philosophy is multi-faceted with a primary emphasis on reducing injuries during the season.

The 3,500 square-foot Skyhawk weight room, located on the second level of Skyhawk Fieldhouse, includes Hammer Strength and Life Fitness machines and weights. This state-of-the-art facility is equipped with modern equipment ranging from self contained Power Lift multi-racks with 6x8 platforms, Olympic lifting bars, a complete line of rubber coated TGX dumbbells, a variety of glute/ham stations, a huge plyometric/medicine ball area, and various other supplemental pieces. The facility offers an unlimited variety of movements and exercises for the student-athlete.

The Skyhawk weight room allows for large enough groups so the student-athletes can train concurrently optimizing efficiency and effectiveness but, small enough to receive individual direction.





Jade Stearnes was awarded a one-year internship in Germany with the Congress-Bundestag Youth Exchange for Young Professionals. Only 75 students in the country receive this prestigious award.

"My experience at UT Martin was incredible! The relationships I built with the faculty and staff remain strong today. They made a huge impact on my life, as did my sorority sisters, who to this day are some of my closest friends. I cherish the time I spent at UT Martin."

– Pat Summitt
Head Coach, Lady Vols basketball team
The University of Tennessee

Fast Fact:

More than 95% of UT Martin's graduates find jobs or are accepted to graduate schools within six months of graduation.

BE A SUCCESS!

UT Martin boasts successful graduates in many fields. You can join them.

- **Dr. Margaret Perry** ('61) is chancellor emeritus of the University of Tennessee at Martin and was the first female head of a Tennessee four-year college or university.
- **Dr. Shirley Raines** ('67) is president of the University of Memphis.
- **Dr. Nick Dunagan** ('68) is chancellor emeritus of the University of Tennessee at Martin.
- **Houston Gordon** ('68) is a former UT Board of Trustees member and an attorney in Covington, Tenn.
- **Pat Summitt** ('74) is head coach of the eight-time national champion Lady Vols basketball team.
- **Peter Hoffman** ('82) is director of global research and development strategy for The Boeing Company.
- **Stan Bell** ('85) is a well-known radio personality in Memphis.
- **Dr. Jane Kao** ('85) is a pediatric cardiologist in Dallas, Texas.
- **Jerry Reese** ('87, '88) is senior vice president and general manager of the NFL's New York Giants.
- **Bill Rhodes** ('87) is the president and CEO of AutoZone.
- **Charlie Neese** ('92) is a meteorologist at News Channel 5 in Nashville.
- **Cade Cowan** ('94) is a principal with Pivot Leadership in Atlanta, Ga.
- **Tasha Blakney** ('96) is an attorney and partner at Eldridge & Blakney, P.C., in Knoxville, Tenn.
- **David Gatwood** ('99) is a senior software technical writer for Apple Inc.
- **Jeffery Barker** ('01) is a special agent with the U.S. Secret Service.
- **Dr. Casey Bevis** ('03) is a chiropractic physician at Grimes-Bevis Chiropractic & Sports Injury Clinic, PLLC, in Savannah, Tenn.
- **Lauren Pardue** ('03) is a physical therapist at St. Jude Children's Research Hospital in Memphis.
- **Sandra Daniel Harness** ('04) is an agricultural specialist at the Department of Homeland Security in North Carolina.
- **Clint Cummins** ('05) is annual fund manager for Ronald McDonald House of Memphis.
- **Brian Kubicki** ('06) is an environmental specialist for the Tennessee Department of Environment and Conservation.



Awarded each fall (but based on the prior year's achievements), the OVC Scholar-Athlete Award is the highest individual honor that can be earned by OVC student-athletes and it is given annually to three men and three women of junior or senior status who have accomplishments in both the classroom and athletic arena, as well as leadership qualities.

UT MARTIN SCHOLAR-ATHLETES

1994-95	Anna Davis	Women's Tennis
	Caroline Groves	Women's Tennis
1996-97	Klas Brunskog	Men's Tennis
	Angela Olsen	Women's Tennis
1997-98	Arthur Castle	Men's Basketball
2001-02	Kelly Pendleton	Women's Basketball
2002-03	Rachel Ahlers	Volleyball
2004-05	Brady Wahlberg	Football
2005-06	Chad McMahan	Football
2007-08	Andrey Yesipov	Men's Tennis
2008-09	Jamie Furstenberg	Soccer
2009-10	Cody Terry	Baseball

OVC ACADEMIC AWARDS

The winners are selected from a group of nominees by OVC Faculty Athletics Representatives. To be eligible, honorees must have at least a 3.25 GPA and conduct themselves in a manner which has brought credit to the student-athlete, his or her institution, intercollegiate athletics and the Ohio Valley Conference.

Commissioner's Honor Roll

The OVC Commissioner's Honor Roll is presented annually to student-athletes who have at least a 3.25 GPA and who have been eligible and on the team throughout the competitive season in their chosen NCAA-sponsored sport or sports. Since joining the OVC in 1992, over 1,000 student-athletes have been named to the Commissioner's Honor Roll.

Year	Total	Year	Total
1993-94	48	2002-03	82
1994-95	62	2003-04	81
1995-96	68	2004-05	78
1996-97	41	2005-06	81
1997-98	38	2006-07	81
1998-99	52	2007-08	85
1999-2000	50	2008-09	73
2000-01	58	2009-10	70
2001-02	65		



Medal of Honor


The OVC Medal of Honor is given annually to the student-athlete(s) who achieve the highest GPA (4.0) in a Conference-sponsored sport. Since joining the OVC in 1992, UT Martin student-athletes have claimed 136 Medals of Honor.

Year	Total	Year	Total
1993-94	4	2002-03	12
1994-95	4	2003-04	11
1995-96	8	2004-05	7
1996-97	8	2005-06	8
1997-98	7	2006-07	9
1998-99	5	2007-08	13
1999-2000	7	2008-09	8
2000-01	6	2009-10	12
2001-02	7		

UNIVERSITY LEADERSHIP

UT MARTIN CAMPUS LEADERSHIP

Executive Officer	C. Porter Claxton	1927-1934
Executive Officer	Paul Meek	1934-1967
Chancellor	Archie R. Dykes	1967-1971
Acting Chancellor	A. Norman Campbell	1971
Chancellor	Larry T. McGehee	1971-1979
Acting Chancellor	John W. Prados	1979
Chancellor	Charles E. Smith	1979-1985
Acting Chancellor	D. Nick Dunagan	1985-1986
Chancellor	Margaret N. Perry	1986-1998
Acting Chancellor	D. Nick Dunagan	1998
Chancellor	Philip W. Conn	1998-2000
Acting Chancellor	D. Nick Dunagan	2000-2001
Chancellor	D. Nick Dunagan	2001-2007
Chancellor	Thomas A. Rakes	2007-Present



CHANCELLOR DR. TOM RAKES



Dr. Thomas A. Rakes is the ninth chancellor at The University of Tennessee at Martin. Prior to his appointment as chancellor in 2007, he served as provost and vice chancellor for academic affairs at UT Martin. He served as interim president at The University of Louisiana at Monroe where he also held positions as provost and vice president for academic affairs, dean of graduate studies and research and dean of the College of Education and Human Development from 1995 until 2002.

A Virginia native, Dr. Rakes began his career in higher education at The University of Memphis where he spent 16 years as a faculty member, seven years as a department chair, and where he also served as director of research and development in the College of Education. He holds a Bachelor of Science in psychology from Milligan College, a Master of Arts from East Tennessee State University and a doctorate in curriculum and instruction from the University of Tennessee Knoxville. Dr. Rakes was recently awarded an honorary doctoral degree

from Hirosaki University, Japan.

During his career Dr. Rakes has authored 24 books and monographs and more than 80 national and international-level publications. He has served as principal investigator or administrator for over \$7.5 million in external grants. Dr. Rakes has been involved on numerous community boards including the Boy Scouts of America, the United Way, the Louisiana Endowment for the Humanities, Blue Ribbon Commission on Excellence in Education and the Chamber of Commerce. He has served as a consultant to more than 40 different colleges and universities in 21 states as well as corporate groups such as Belz Enterprises, Harcourt Brace, several insurance companies and financial institutions.

His wife, Dr. Glenda Rakes, is a professor of education at UT Martin, who specializes in instructional design and technology.





Over 10 years ago, Phil Dane requested the opportunity to assume the role of director of athletics when the previous director retired. After serving as Vice Chancellor for Business and Finance for 13 years he was looking for a new challenge and athletics had always been his secret passion.

ATHLETIC DIRECTOR PHIL DANE

Phil Dane begins his eleventh year as the director of athletics after serving as vice chancellor for business and finance at UT Martin for 13 years. He has overseen facility improvements, budget increases, and staffing changes which have resulted in Ohio Valley Conference championships in football, men's basketball, volleyball, softball, and women's tennis.

Dane was successful in proposing a referendum to the Student Government Association in 2007 that generates over \$600,000 annually. This funding has provided additional staff increases and budget increases for various administrative and sports programs as well as major facility improvements for baseball and softball. New grandstands were installed at both fields in 2008. New lighting was installed on both fields in 2009. Construction will begin on a \$1,000,000 baseball/softball building in November, 2009 with the debt service being paid from referendum funds. Over 63 percent of the student body voted in favor of the referendum in April 2007.

Dane oversaw the building and completion of the Bob Carroll Football Building, a \$2.5 million project. Funding for the project came from private gifts. The 17,000-square-foot facility has office space for all football personnel, meeting rooms, a locker room, a training room and a magnificent multi-purpose room overlooking H.K. Grantham Field. With the momentum from of an OVC championship season in 2006, then Chancellor Nick Dunagan, provided institutional matching funds when Skyhawk fans donated \$250,000 toward a new synthetic surface for Hardy M. Graham Stadium. That challenge was met and new FieldTurf surface was installed before the 2008 season.

In 2006 a major seating renovation was completed in the Kathleen and Tom Elam Center. More than 1,200 chair back seats were installed on the east side of the arena replacing a combination of bleachers and chair back seats. Bleachers and a press box facility at the Skyhawk Soccer Field were also completed in the fall of 2006.

Dane has guided the university through its most recent NCAA Division I Certification. In addition he is a peer reviewer in the NCAA Division I Certification Program. He has performed peer reviews at the University of Delaware, Western Kentucky University, Robert Morris University and Texas State University. Dane will serve as the chairman of the OVC Athletic Directors Council in 2010-2011. He also serves as the administrative liaison for the Ohio Valley Conference men's golf coaches.

Before he was named athletics director in 2000, Dane served as vice chancellor for business and finance from 1987-2000. In 1999, he chaired a commission to study the role and funding of intercollegiate athletics at UT Martin. The study commission developed a plan that allowed scholarship football to continue, and since 2000 Dane has worked with the university's administration

to restore funding for football scholarships to the same level as other OVC institutions.

He has held various positions at UT Martin since 1979. He is an Air Force veteran and a three-year baseball letter winner at Tennessee Tech University. He earned his bachelor's degree in 1978 and worked for Price Waterhouse and Company before beginning his association with UT Martin. He earned his MBA from UT Martin in 1984.

Dane is active in community and church organizations. He has served as commissioner of the Martin Girls Softball League and president of the Breakfast Optimist Club. He is currently a member of the Martin Rotary Club and is a deacon at the First Baptist Church of Martin.

Dane and his wife, Debbie, a third-grade teacher at Martin Elementary School, are the parents of three daughters: Shelly obtained her undergraduate and graduate degrees from UT Martin and teaches third grade at Dexter Elementary School in Cordova, Tenn.; Katie, teaches fifth grade at Martin Elementary School; and Abbey, also a UT Martin graduate, is marketing specialist with the Memphis Zoo.



Dane with his wife Debbie and their three daughters Abbey, Katie and Shelly



ATHLETICS ADMINISTRATION



Bart Belew
*Assistant Athletics Director/
Athletic Training*



Danelle Fabianich
*Assistant Athletics Director/
Administration & SWA*



Col. Bill Kaler
*Assistant Athletics Director/
Compliance*

SUPPORT STAFF



Tim Barrington
PA Announcer



Chris Brinkley
*Skyhawk Radio
Network*



Tom Britt
*Skyhawk Radio
Network*



Jenny Canary
Ticket Manager



Butch Dowty
*Equipment
Manager*



Stacie Evans
*Academic Support
Coordinator*



Nell Gullet
*Faculty Athletic
Representative*



Trudy Henderson
*Administrative
Specialist*



Vickie Higgs
*Administrative
Support Assistant*



Jason Hudson
*Fundraising and
Marketing*



Dani James
*Assistant Athletic
Trainer*



Todd Kirkendol
*Assistant Athletic
Trainer*



Joe Lofaro
*Sports Information
Director*



Katherine Malik
*Assistant Athletic
Trainer*



Tracie Moss
*Athletics
Insurance*



Ryne Rickman
*Sports Information
Assistant*



Trevor Ruszkowski
*Photographic
Services Director*

HEAD COACHES



Bob Beard
Rifle



Jason James
*Men's
Basketball*



Donley Canary
Softball



Jerry Carpenter
Men's Golf



Bubba Cates
Baseball



**Meghan
Cunningham**
Equestrian



John Luthi
Rodeo



Darrin McClure
Volleyball



Phil McNamara
Soccer



Gordon Sanders
*Men's & Women's
Cross Country*



Jason Simpson
Football



Fran Spears
Cheerleading



Kevin McMillan
Women's Basketball



Dennis Taylor
Women's Tennis



UT MARTIN

BASEBALL-SOFTBALL



Opening Soon

2011

SKYHAWKS



2011 BASEBALL SCHEDULE

DATE	OPPONENT	TIME
Fri, Feb 18	6:00 PM	at South Alabama
Sat, Feb 19	2:00 PM	at South Alabama
Sun, Feb 20	1:00 PM	at South Alabama
Tue, Feb 22	2:00 PM	SIU Carbondale
Fri, Feb 25	3:00 PM	Indiana State
Sat, Feb 26	1:00 PM	Indiana State
Sun, Feb 27	1:00 PM	Indiana State
Tue, Mar 1	4:00 PM	Evansville
Fri, Mar 4	3:00 PM	South Dakota State
Sat, Mar 5	12:00 PM	South Dakota State (DH)
Sun, Mar 6	1:00 PM	South Dakota State
Fri, Mar 11	4:00 PM	Purdue
Sat, Mar 12	1:00 PM	Purdue
Sun, Mar 13	1:00 PM	Purdue
Tue, Mar 15	6:30 PM	at Memphis
Wed, Mar 16	6:30 PM	at Arkansas State
Fri, Mar 18	6:30 PM	at UAB
Sat, Mar 19	2:00 PM	at UAB
Sun, Mar 20	1:00 PM	at UAB
Wed, Mar 23	6:00 PM	at Evansville
Sat, Mar 26	1:00 PM	at Jacksonville State* (DH)
Sun, Mar 27	1:00 PM	at Jacksonville State*
Tue, Mar 29	6:00 PM	at Vanderbilt
Sat, Apr 2	1:00 PM	Murray State* (DH)
Sun, Apr 3	1:00 PM	Murray State*
Wed, Apr 6	6:00 PM	at Belmont
Sat, Apr 9	1:00 PM	SIU Edwardsville (DH)
Sun, Apr 10	1:00 PM	SIU Edwardsville
Wed, Apr 13	6:00 PM	Lipscomb
Sat, Apr 16	1:00 PM	at Southeast Missouri* (DH)
Sun, Apr 17	1:00 PM	at Southeast Missouri*
Tue, Apr 19	3:00 PM	at SIU Carbondale

DATE	OPPONENT	TIME
Fri, Apr 22	1:00 PM	at Eastern Kentucky* (DH)
Sat, Apr 23	1:00 PM	at Eastern Kentucky*
Tue, Apr 26	6:00 PM	at Lipscomb
Sat, Apr 30	1:00 PM	Eastern Illinois* (DH)
Sun, May 1	1:00 PM	Eastern Illinois*
Sat, May 7	1:00 PM	Morehead State* (DH)
Sun, May 8	1:00 PM	Morehead State*
Wed, May 11	6:00 PM	Belmont
Sat, May 14	1:00 PM	at Tennessee Tech* (DH)
Sun, May 15	1:00 PM	at Tennessee Tech*
Tue, May 17	6:30 PM	at Arkansas
Fri, May 20	1:00 PM	Austin Peay* (DH)
Sat, May 21	1:00 PM	Austin Peay*
Wed, May 25		OVC Tournament
Thu, May 26		OVC Tournament
Fri, May 27		OVC Tournament
Sat, May 28		OVC Tournament
Sun, May 29		OVC Tournament

All Times Central
 Home Games are in White
 *Ohio Valley Conference game