



LOUISIANA TECH

2025 BULLDOG FOOTBALL

3 NATIONAL CHAMPIONSHIPS

14 BOWL APPEARANCES

3 NFL HALL OF FAMERS

DATE/TIME: Saturday, Sept. 27 | 8:00 p.m. CT

LOCATION: Sun Bowl (El Paso, Texas)

SERIES HISTORY: LA Tech Leads, 17-3-1

STREAK: W3

LAST MEETING: Oct. 22, 2024 | LA Tech 14, UTEP 10

MEDIA: ESPN+

TALENT: Andy Morgan (pxp), Ed Stansbury (analyst), Page Wood (Sideline)

RADIO: LA Tech Sports Network | LA Tech Athletics app

TALENT: Kyle Schassburger (pxp), Teddy Allen (analyst)

STATS: LATechSports.com/Stats



LOUISIANA TECH BULLDOGS (3-1, 1-0 CUSA)

Head Coach: Sonny Cumbie

Record at LA Tech: 14-27 (4th year)

Career Record: 16-30 (5th year)

Record vs. UTEP: 3-0

VS



UTEP MINERS (1-3, 0-0 CUSA)

Head Coach: Scotty Walden

Record at UTEP: 4-12 (2nd Season)

Career Record: 38-32 (8th Season)

Record vs. LA Tech: 1-1

BY THE NUMBERS

500 ▶

Tight end Eli Finley surpassed the 500-yard mark for his career after racking up a career-high 154 receiving yards against Southern Miss. The third-year Bulldog has tallied 41 receptions for 555 yards in three seasons.

8 ▶

Linebacker Mekhi Mason leads the nation with 8.0 tackles for loss. Mason added 1.5 TFLs to his season total against Southern Miss. The second-year dog has tallied 1.5 TFLs or more in three games this season.

4 ▶

LA Tech has earned four CUSA Player of the Week honors this season, with linebacker Kolbe Fields the latest after being named Defensive Player of the Week for his performance against Southern Miss.

3 ▶

LA Tech is the only program in the nation with three defensive touchdowns this season. Kolbe Fields returned an interception 48-yards for a score against Southern Miss.

A LA TECH WIN...

- Would give the Bulldogs their first 4-1 start since 2019.
- Would make Sonny Cumbie 4-0 against UTEP.
- Would give LA Tech its 18th win over UTEP all-time.
- Would give LA Tech its first road win of the season.
- Would give LA Tech its first 2-0 start in CUSA play since 2023.
- Would put LA Tech two games away from bowl eligibility.

BULLDOG STORYLINES AND LEADERS


• Louisiana Tech looks for its first 4-1 start since 2019 when it visits UTEP on Saturday at 8 p.m. CT at the Sun Bowl. It marks the Bulldogs' second Conference USA game of the season and the Miners' league opener. The game will be aired on ESPN+.

• This will be the 22nd meeting between LA Tech and UTEP, with Tech leading the series 17-3-1. Head coach Sonny Cumbie is 3-0 against the Miners since arriving in Ruston. Since the programs became Conference USA foes, Tech has won 11 of 12 matchups, with the only loss coming in 2021. Saturday's game is expected to be the final meeting, as both teams will depart CUSA.

• The Bulldogs moved to 3-0 at home for the first time since 2019 after defeating rival Southern Miss 30-20 on Saturday. LA Tech has won four straight at home dating back to the 2024 season finale (averaging 34.0 points per game) and have outscored their opponents 136-34 in those games.

• Quarterback Blake Baker threw for a career-high 238 yards in the win over USM, 154 of which went to tight end Eli Finley, who set career highs in yards and receptions (six). Baker, Omiri Wiggins and Clay Thevenin all found the endzone for the second consecutive game.

• The Tech defense scored its third touchdown of the season, the most in the FBS, while holding Southern Miss to 20 points and 122 rushing yards. Kolbe Fields returned an interception 48 yards for a score, giving the Bulldogs six interceptions on the year. Tech has recorded at least one interception in all four games this season. Fields was named CUSA Defensive Player of the Week after adding nine tackles, 0.5 sacks and 0.5 tackles for loss.



QB

BLAKE BAKER


26/45 (57.78%) | 466 YARDS | 2 TD



RB

CLAY THEVENIN

31 CARRIES | 162 YARDS | 2 TD



TE

ELI FINLEY

14 RECEPTIONS | 231 YARDS



LB

KOLBE FIELDS

38 TACKLES | 3.0 TFL | 2.0 SACKS | 1 INT

2025 SCHEDULE & RESULTS



SOUTHEASTERN
Aug. 30
ESPN+
W, 24-0



at LSU
Sept. 6
SEC Network+
L, 23-7



NEW MEXICO STATE*
Sept. 13
ESPN+
W, 49-14



SOUTHERN MISS
Sept. 20
ESPN+
W, 30-20



at UTEP*
Sept. 27
ESPN+
8:00 p.m.



at KENNESAW STATE*
Oct. 9
ESPNU
6:00 p.m.



WKU*
Oct. 21
CBSSN
6:30 p.m.



SAM HOUSTON*
Oct. 31
CBSSN
7:00 p.m.



at DELAWARE*
Nov. 8
ESPN PLATFORMS
2:00 p.m.



at WASHINGTON STATE
Nov. 15
THE CW
9:00 p.m.



LIBERTY*
Nov. 22
ESPN PLATFORMS
2:00 p.m.



at MISSOURI STATE*
Nov. 29
ESPN PLATFORMS
1:00 p.m.

STRATEGIC COMMUNICATIONS



Stephen Featherston (Primary)
 Director / Communications
 Phone: (254) 747-1218
 Email: featherston@latech.edu



Kane McGuire (Secondary)
 Associate A.D. / Communications
 Phone: (318) 548-2161
 Email: kmcguire@latech.edu



Drew Parsley
 Associate Director / Communications
 Phone: (281) 541-7148
 Email: dparsley@latech.edu

MEDIA SCHEDULE

| 22 MON | 23 TUES | 24 WED | 25 THURS | 26 FRI | 27 SAT | 28 SUN |
|-----------------|---|-----------------|-----------------|-----------------|---------------------------------------|-----------------|
| No Availability | WEEKLY PRESS CONFERENCE 12 PM CT FB Team Room | No Availability | No Availability | No Availability | GAME DAY POSTGAME PRESS CONFERENCE | No Availability |

QUICK FACTS

UNIVERSITY

Location Ruston, Louisiana
 Founded 1894
 Enrollment 12,039 (as of Fall 2024)
 Nickname Bulldogs
 School Colors Red and Blue
 Conference CUSA
 President Dr. Jim Henderson
 Athletic Director Ryan Ivey
 SWA Mary Kay Hungate
 Faculty Athletic Rep Dr. Donna Thomas
 Athletics Website LATechSports.com

TEAM

2024 Record 5-8
 2024 CUSA Record 4-4 (5th)
 Letterwinners R/L 36/40
 Starters R/L 9/13
 Newcomers 54

HISTORY

All-Time Record 650-507-38
 First Year of Football 1901 (121 seasons)
 Conference Championships 25
 Last Conference Championship 2011 (WAC)
 All-Time Bowl Record 8-5-1
 Last Bowl Appearance 2024
 Independence Bowl (LA Tech 6, Army 27)
 CUSA Record 50-37 (12 seasons)
 CUSA Championship Record 0-2
 Last CUSA Championship Appearance 2016
 Bowling Green, Ky. (LA Tech 44, WKU 58)

RADIO

Network LA Tech Sports Network
 General Manager Brad Pietz
 Office Phone (318) 257-5331
 Play-by-play Kyle Schassburger
 Analyst Teddy Allen
 Sideline Jerry Byrd

TUESDAY MEDIA PRESSERS

Head coach Sonny Cumbie and select student-athletes will meet with the media every Tuesday prior to a game. The press conference begins at Noon CT with Coach Cumbie and selected players. Video and audio of each presser will be uploaded to ConferenceUSA.Box.com.

PRACTICE COVERAGE

Practices this week will be closed to the media. Interviews are available upon request. All interview requests must be directed to the Louisiana Tech Strategic Communications Office at least 24 hours in advance. Please send all requests via email to featherston@latech.edu.

WEEKLY MEDIA AVAILABILITY

Above is a general weekly schedule of media availability for the Louisiana Tech football team. Members of the media are expected to adhere to these policies at all times. All interview requests should be made to Louisiana Tech Director of Strategic Communications Stephen Featherston at least 24 hours in advance. All media availability times are subject to change. Please contact LA Tech Strategic Communications for any additional requests or changes in the schedule. (Note: First-year players are not available to the media unless by special request)

For games in Ruston, all Louisiana Tech post-game press conferences will be held after each game following a 10-minute cooling off period. No interviews will be allowed on the field with players and/or coaches immediately following games. Coach Cumbie and select Louisiana Tech players will be available in the LA Tech Team Room following games.

COACH/PLAYER AVAILABILITY

All members of the Louisiana Tech coaching staff are available during the designated days and times throughout the year. All returning players are available during the designated days and times, but newcomers are not available to the media unless under special request that access is granted.

SOCIAL MEDIA

Louisiana Tech fans can access the most in-depth information regarding all the University's programs through social media opportunities available online.

Twitter X – Members of the Louisiana Tech Strategic Communications department will be tweeting throughout the year with the latest news and in-game score updates. To follow them, simply find them on www.twitter.com.

@LATechFB – Direct reports from football practices and games

@LATechSports – General athletic department information

collegepressbox

CollegePressBox.com is the official media website for Conference USA and Louisiana Tech Football. Access and download weekly game notes, quotes, statistics, media guides, headshots, logos and more for Louisiana Tech, Conference USA and each of its member schools. Login information will be distributed to accredited media or you can apply for a password by sending an email to password@collegepressbox.com.

WE ARE LOUISIANA TECH

We are excited you are covering Louisiana Tech Football this season. In doing so, we ask that you please refer to us by our correct name and abbreviation. Thanks and go Bulldogs!

CORRECT > Louisiana Tech, LA Tech (pronounced Lah), Tech, Bulldogs or 'Dogs
INCORRECT > LT, LTU, La Tech, La. Tech or Dawgs



DEPTH CHART (GAME 5 VS. UTEP)

OFFENSE

| QB | | HT | WT | CL |
|----|-----------------------|-----|-----|-------|
| 5 | Blake Baker OR | 6-5 | 220 | R-Sr. |
| 2 | Trey Kukuk | 6-1 | 201 | Jr. |
| 7 | Evan Bullock | 6-5 | 220 | R-So. |

| RB | | HT | WT | CL |
|----|-----------------|------|-----|-------|
| 22 | Omiri Wiggins | 5-10 | 202 | Jr. |
| 4 | Clay Thevenin | 5-10 | 202 | So. |
| 0 | Andrew Burnette | 6-2 | 238 | R-Sr. |

| TE | | HT | WT | CL |
|----|-----------------|-----|-----|-------|
| 84 | Eli Finley | 6-6 | 244 | Jr. |
| 87 | Brayden Bockler | 6-4 | 237 | So. |
| 82 | Luke Seib | 6-4 | 220 | R-So. |

| WR-X | | HT | WT | CL |
|------|-----------------------|------|-----|-------|
| 16 | Marques Singleton Jr. | 5-8 | 160 | Jr. |
| 1 | Devin Gandy | 5-11 | 165 | R-Sr. |
| 83 | Luke Watkins | 6-4 | 205 | Fr. |

| WR-H | | HT | WT | CL |
|------|-----------------|------|-----|-------|
| 3 | Dedrick Latulas | 5-7 | 165 | R-So. |
| 11 | Jalen Mickens | 5-9 | 187 | Fr. |
| 15 | David Pierro | 5-11 | 185 | Jr. |

| WR-Z | | HT | WT | CL |
|------|-----------------|-----|-----|-------|
| 18 | Marlion Jackson | 6-2 | 215 | R-Jr. |
| 80 | Dane Benedix | 6-0 | 220 | R-So. |

| LT | | HT | WT | CL |
|----|------------------|-----|-----|-------|
| 72 | Hayden Christman | 6-6 | 331 | R-So. |
| 67 | Brett Canis | 6-6 | 326 | R-Sr. |

| LG | | HT | WT | CL |
|----|--------------|-----|-----|-------|
| 79 | Ashanti Cole | 6-3 | 312 | R-Jr. |
| 53 | Austin Ellis | 6-4 | 305 | R-Fr. |

| C | | HT | WT | CL |
|----|----------------|-----|-----|-------|
| 55 | Landon Nelson | 6-1 | 305 | R-Jr. |
| 56 | Andrew Richard | 6-3 | 304 | R-Fr. |

| RG | | HT | WT | CL |
|----|--------------------------|-----|-----|-------|
| 58 | Jonathan Denis OR | 6-3 | 316 | R-Sr. |
| 60 | Roy Brackins III | 6-3 | 308 | R-So. |

| RT | | HT | WT | CL |
|----|-------------------|-----|-----|-------|
| 73 | Kenneth Bannister | 6-3 | 304 | R-Sr. |
| 76 | Cyler Corn | 6-4 | 314 | R-Fr. |

DEFENSE

| DE | | HT | WT | CL |
|----|----------------|-----|-----|-----|
| 90 | Jayden Madkins | 6-2 | 275 | Jr. |
| 45 | Jojo Odom | 6-4 | 265 | Fr. |

| DT | | HT | WT | CL |
|----|-----------------|-----|-----|-------|
| 96 | Zion Nason | 6-2 | 293 | R-Sr. |
| 97 | Christian Davis | 6-3 | 328 | R-So. |

| DE | | HT | WT | CL |
|----|----------------|-----|-----|-------|
| 94 | Emmanuel Oguns | 6-5 | 260 | R-Jr. |
| 98 | Donovan Rieman | 6-4 | 265 | R-Jr. |

| LB | | HT | WT | CL |
|----|---------------|-----|-----|-------|
| 10 | Kolbe Fields | 6-0 | 225 | R-Sr. |
| 5 | Benji Johnson | 6-3 | 230 | R-Jr. |

| LB | | HT | WT | CL |
|----|--------------------|-----|-----|-------|
| 9 | Mehki Mason | 6-0 | 230 | R-Jr. |
| 23 | Alonzo Jackson Jr. | 6-1 | 227 | R-Fr. |

| LB | | HT | WT | CL |
|----|----------------|------|-----|-------|
| 42 | Sifa Leota | 6-3 | 235 | R-Sr. |
| 22 | Jadon Mayfield | 5-11 | 225 | R-Fr. |

| CB | | HT | WT | CL |
|----|------------------|-----|-----|-------|
| 7 | Jhamal Sheby Jr. | 6-3 | 200 | R-Jr. |
| 3 | Kam Carter | 6-1 | 175 | Jr. |

| S | | HT | WT | CL |
|----|------------------|------|-----|-------|
| 8 | Jacob Fields | 5-11 | 188 | So. |
| 20 | Kenyatta McNeese | 5-11 | 200 | R-So. |

| S | | HT | WT | CL |
|---|-----------------|------|-----|-------|
| 1 | Michael Richard | 5-11 | 185 | Jr. |
| 2 | Josh Cobbs | 6-2 | 210 | R-Sr. |

| S | | HT | WT | CL |
|---|---------------|-----|-----|-------|
| 6 | Jakari Foster | 6-0 | 211 | R-Sr. |
| 0 | Sam Fongang | 6-2 | 195 | Jr. |

| CB | | HT | WT | CL |
|----|--------------|------|-----|-------|
| 17 | Amari Butler | 5-10 | 186 | Jr. |
| 15 | JayT Jackson | 6-1 | 175 | R-Jr. |

SPECIAL TEAMS

| K | | HT | WT | CL |
|----|-------------------|-----|-----|-------|
| 43 | Drew Henderson | 5-8 | 184 | R-Fr. |
| 48 | John Hoyet Chance | 6-1 | 205 | R-Fr. |

| KO | | HT | WT | CL |
|----|-------------------|-----|-----|-------|
| 48 | John Hoyet Chance | 6-1 | 205 | R-Fr. |

| P | | HT | WT | CL |
|----|-------------------|-----|-----|-------|
| 48 | John Hoyet Chance | 6-1 | 205 | R-Fr. |

| LS | | HT | WT | CL |
|----|------------|------|-----|-------|
| 41 | Ean Burch | 6-0 | 215 | R-Sr. |
| 59 | Jake Riggs | 5-11 | 188 | R-Fr. |

| PR | | HT | WT | CL |
|----|-----------------|-----|-----|-------|
| 3 | Dedrick Latulas | 5-7 | 165 | R-So. |

| KR | | HT | WT | CL |
|----|----------------|------|-----|-----|
| 24 | Fred Robertson | 5-7 | 196 | So. |
| 4 | Clay Thevenin | 5-10 | 202 | So. |

| H | | HT | WT | CL |
|----|-------------------|-----|-----|-------|
| 48 | John Hoyet Chance | 6-3 | 205 | R-Fr. |

CAREER STARTS

| PLAYER | LA TECH | OVERALL |
|-----------------------|---------|---------|
| | GP/GS | GP/GS* |
| Cedric Woods | 50/48 | 50/48 |
| Eli Finley | 28/17 | 28/17 |
| Jacob Fields | 28/14 | 28/14 |
| Brett Canis | 27/3 | 27/3 |
| Michael Richard | 26/16 | 26/16 |
| Zion Nason | 26/8 | 26/8 |
| Kenneth Bannister | 26/5 | 26/5 |
| Landon Nelson | 24/13 | 24/13 |
| Joshua Cobbs | 24/0 | 24/0 |
| Marlion Jackson | 23/4 | 23/4 |
| Jhamal Shelby Jr. | 23/4 | 23/4 |
| Hayden Christman | 19/15 | 19/15 |
| Dedrick Latulas | 18/2 | 18/2 |
| Omiri Wiggins | 17/12 | 17/12 |
| Sifa Leota | 17/7 | 34/8 |
| Jakari Foster | 17/4 | 17/4 |
| Christian Davis | 17/1 | 17/1 |
| Roy Brackins III | 17/3 | 17/3 |
| Mekhi Mason | 16/7 | 25/7 |
| Colton Deckard | 16/0 | 16/0 |
| Judd Rouyea | 14/2 | 14/2 |
| Kolbe Fields | 15/15 | 30/15 |
| Evan Bullock | 14/10 | 14/10 |
| Jay Wilkerson | 12/5 | 13/5 |
| Fred Robertson | 12/2 | 12/2 |
| Amani Givens | 13/0 | 13/0 |
| Ean Burch | 12/0 | 12/0 |
| Cam Hill | 9/0 | 9/0 |
| Jadon Mayfield | 9/1 | 9/1 |
| Cole Watson | 8/0 | 8/0 |
| Ashanti Cole | 8/4 | 8/4 |
| Alonzo Jackson Jr. | 7/0 | 7/0 |
| Blake Baker | 5/2 | 5/2 |
| Drew Henderson | 5/0 | 5/0 |
| John Hoyet Chance | 5/0 | 5/0 |
| Jacob Bradford | 5/0 | 5/0 |
| Marques Singleton Jr. | 4/4 | 4/4 |
| Emmanuel Oguns | 4/4 | 4/4 |
| Jonathan Denis | 4/3 | 10/5 |
| Devin Gandy | 4/3 | 4/3 |
| Jayden Madkins | 4/2 | 4/2 |
| Amari Butler | 4/1 | 4/1 |
| Dane Benedix | 4/1 | 4/1 |
| Kam Franklin | 4/0 | 10/0 |
| Brayden Bockler | 4/0 | 4/0 |
| Caleb Sims | 4/0 | 4/0 |
| Trevell Vivians | 4/0 | 4/0 |
| JayT Jackson | 4/0 | 10/0 |
| Donovan Rieman | 4/0 | 9/0 |
| Andrew Burnette | 4/0 | 4/0 |
| Sam Fongang | 4/0 | 4/0 |
| Kameron Carter | 4/0 | 4/0 |
| Clay Thevenin | 4/0 | 4/0 |
| Jalen Mickens | 4/0 | 4/0 |
| David Pierro | 4/0 | 4/0 |
| Kenyatta McNeese | 4/0 | 4/0 |
| Trey Kukuk | 3/2 | 3/2 |
| Troy Smith III | 3/1 | 3/1 |
| Benji Johnson | 3/0 | 13/0 |
| Luke Seib | 3/0 | 8/0 |
| Jojo Odom | 3/0 | 3/0 |
| Austin Ellis | 3/0 | 3/0 |
| Zheric Hill | 2/0 | 2/0 |
| Tre Averhart | 2/0 | 2/0 |
| Luke Watkins | 2/0 | 2/0 |
| Mason Welch | 1/0 | 1/0 |
| Lexington Matthews | 1/0 | 1/0 |
| Andrew Richard | 1/0 | 1/0 |
| Brayden Curry | 1/0 | 1/0 |
| Deven Muniz | 1/0 | 1/0 |
| Jaitlin Hampton | 0/0 | 8/0 |

*total starts | LA Tech + previous FBS institution



NUMERICAL ROSTER

| No. | Name | Pos. | Ht. | Wt. | Class | Hometown/Previous School |
|-----|-----------------------|-------|------|-----|-------|---|
| 0 | Andrew Burnette | RB | 6-2 | 238 | R-Sr. | Jensen Beach, Fla. / Keiser University |
| 0 | Sam Fongang | DB | 6-2 | 195 | Jr. | Mansfield, Texas / Tyler JC |
| 1 | Devin Gandy | WR | 5-11 | 165 | R-Sr. | Victorville, Calif. / Sacramento State |
| 1 | Michael Richard | DB | 5-11 | 185 | Jr. | New Orleans, La. / Edna Karr HS |
| 2 | Joshua Cobbs | DB | 6-2 | 210 | R-Sr. | West Monroe, La. / West Monroe HS |
| 2 | Trey Kukuk | QB | 6-1 | 201 | Jr. | Mission Viejo, Calif. / Saddleback College |
| 3 | Kameron Carter | DB | 6-1 | 175 | Jr. | Natchez, Miss. / Southwest Mississippi CC |
| 3 | Dedrick Latulas | WR | 5-7 | 165 | R-So. | New Iberia, La. / Westgate HS |
| 4 | Kam Franklin | DB | 6-2 | 211 | R-So. | Oak Grove, La. / Oklahoma State |
| 4 | Clay Thevenin | RB | 5-10 | 202 | So. | Fort Lauderdale, Fla. / Navarro College |
| 5 | Blake Baker | QB | 6-5 | 220 | R-So. | Cypress, Texas / Cypress Ranch HS |
| 5 | Benji Johnson | LB | 6-3 | 230 | R-Jr. | Hooks, Texas / Austin Peay |
| 6 | Tre Averhart | WR | 6-4 | 215 | Sr. | West Palm Beach, Fla. / Keiser University |
| 6 | Jakari Foster | DB | 6-0 | 211 | R-Sr. | Piedmont, Ala. / Hutchinson CC |
| 7 | Evan Bullock | QB | 6-5 | 220 | R-So. | Anna, Texas / Anna HS |
| 7 | Jhamal Shelby Jr. | DB | 6-3 | 200 | R-Jr. | New Orleans, La. / St. Augustine HS |
| 8 | Jacob Fields | DB/WR | 5-11 | 180 | Jr. | Melissa, Texas / Melissa HS |
| 8 | Jay Simon | WR | 5-10 | 185 | R-Fr. | Shreveport, La. / Calvary Baptist |
| 9 | Mekhi Mason | LB | 6-2 | 230 | R-Jr. | Pembroke Pines, Fla. / Syracuse |
| 10 | Jackson Bradley | QB | 6-3 | 220 | Fr. | Oak Grove, La. / Oak Grove HS |
| 10 | Kolbe Fields | LB | 6-0 | 225 | R-Sr. | New Orleans, La. / LSU |
| 11 | Jalen Mickens | WR | 5-9 | 187 | Fr. | Willis, Texas / Willis HS |
| 11 | Cedric Woods | DB | 5-11 | 185 | R-Sr. | Monroe, La. / Carroll HS |
| 13 | Cam Hill | DB | 6-2 | 201 | R-So. | Farmerville, La. / Union Parish HS |
| 14 | Teddy Booras | QB | 6-3 | 209 | Jr. | San Ramon, Calif. / Diablo Valley College |
| 14 | Jordan McRae | DB | 5-11 | 180 | So. | McRae, Ga. / Georgia Military College |
| 15 | JayT Jackson | DB | 6-1 | 175 | R-Jr. | Columbus, Ga. / Garden City CC |
| 15 | David PIERRO | WR | 5-11 | 185 | Jr. | Fresno, Calif. / Diablo Valley College |
| 16 | Marques Singleton Jr. | WR | 5-8 | 160 | Jr. | Alameda, Calif. / Los Medanos College |
| 17 | Amari Butler | DB | 5-10 | 186 | Jr. | Petal, Miss. / Pearl River CC |
| 18 | Jaitlin Hampton | DB | 5-11 | 170 | Jr. | Lancaster, Texas / Coastal Carolina |
| 18 | Marlion Jackson | WR | 6-2 | 215 | R-Jr. | Flowery Branch, Ga. / Cherokee Bluff HS |
| 19 | Jordan PIERRO | DB | 5-10 | 175 | R-Fr. | Fresno, Calif. / Fresno State |
| 19 | Mason Welch | QB | 6-5 | 227 | R-So. | Shreveport, La. / Kilgore CC |
| 20 | Kenyatta McNeese | DB | 5-11 | 200 | R-So. | Olympia, Wash. / Olympia HS |
| 21 | Zheric Hill | LB | 6-0 | 230 | Fr. | Grambling, La. / Ruston HS |
| 22 | Jadon Mayfield | LB | 5-11 | 225 | R-Fr. | Ruston, La. / Ruston HS |
| 22 | Omiri Wiggins | RB | 5-10 | 206 | Jr. | Lafayette, La. / Coffeyville CC |
| 23 | Alonzo Jackson Jr. | LB | 6-1 | 227 | R-Fr. | Haynesville, La. / Haynesville HS |
| 24 | Javari Lockhart | DB | 6-1 | 170 | Fr. | Monroe, La. / Neville HS |
| 24 | Fred Robertson | RB | 5-7 | 196 | So. | New Orleans, La. / Warren Easton HS |
| 25 | Colton Deckard | LB | 6-2 | 220 | R-So. | Muenster, Texas / Muenster HS |
| 25 | Amani Givens | RB | 5-7 | 199 | Sr. | Baton Rouge, La. / El Camino CC |
| 26 | Dylone Brooks | RB | 5-10 | 205 | Fr. | Ruston, La. / Ruston HS |
| 27 | Tobias Gary | DB | 6-0 | 180 | Fr. | Dallas, Texas / South Oak Cliff HS |
| 27 | Kolby Thomas | WR | 5-9 | 165 | Fr. | Shreveport, La. / Calvary Baptist Academy |
| 29 | Lexington Matthews | P | 6-3 | 196 | R-So. | Atlanta, Ga. / Savannah State |
| 30 | Sentel Simpson | DB | 6-4 | 183 | Fr. | Little Elm, Texas / Frisco Panther Creek |
| 31 | Brayden Curry | WR | 5-7 | 161 | R-So. | Shreveport, La. / Evangel Christian Academy |
| 31 | Will Fendley | P | 6-1 | 200 | Fr. | Ruston, La. / Ruston HS |
| 33 | Jaylon Parnell | LB | 5-11 | 224 | Fr. | Pascagoula, Miss. / Pascagoula HS |
| 35 | Cole Watson | LB | 6-0 | 220 | R-Fr. | Marshall, Texas / Tatum HS |
| 36 | Zander Hayes | LB | 5-10 | 194 | Fr. | Ruston, La. / Ruston HS |
| 36 | Riley Small | RB | 5-10 | 190 | R-Fr. | Gonzales, La. / University Lab |
| 37 | Zachary Jackson | QB | 5-10 | 170 | R-Fr. | Monroe, La. / Neville HS |
| 38 | Kaegan Kent | K | 5-8 | 160 | Fr. | Shreveport, La. / Evangel Christian Academy |
| 39 | Jacoryian Crowe | DB | 5-10 | 175 | R-Fr. | Ruston, La. / Ruston HS |
| 40 | Kaleb Andrus | LB | 6-1 | 190 | Fr. | Alexandria, La. / Acadiana HS |
| 41 | Ean Burch | LS | 6-0 | 215 | R-Sr. | Shreveport, La. / Loyola College Prep |
| 42 | Sifa Leota | LB | 6-3 | 235 | R-Sr. | Euless, Texas / North Texas |
| 43 | Drew Henderson | K | 5-8 | 180 | R-So. | Granbury, Texas / Granbury HS |
| 44 | Kaleb Coleman | DL | 6-4 | 255 | R-Fr. | Trophy Club, Texas / East Texas A&M |
| 45 | Jojo Odom | DL | 6-4 | 265 | Fr. | Parrish, Ala. / Jasper HS |
| 46 | Deven Muniz | TE | 6-3 | 223 | Jr. | West Covina, Calif. / Pasadena City College |
| 46 | Daylin Page | DL | 6-4 | 236 | Fr. | Hattiesburg, Miss. / North Forrest HS |
| 47 | Jay Wilkerson | WR | 6-1 | 175 | R-Jr. | Midlothian, Texas / Navarro College |
| 48 | John Hoyet Chance | P | 6-1 | 205 | R-Fr. | Shreveport, La. / Captain Shreve HS |

| No. | Name | Pos. | Ht. | Wt. | Class | Hometown/Previous School |
|-----|--------------------|------|------|-----|-------|---|
| 49 | James Predtechenis | LB | 6-1 | 200 | R-Fr. | Richardson, Texas / Covenant Christian HS |
| 50 | Tazio Rosso | OL | 6-1 | 271 | Fr. | St. Marys, Ga. / Camden County HS |
| 51 | Amery Edwards | DL | 6-2 | 285 | So. | Alexandria, La. / Co-Lin CC |
| 52 | Troy Smith III | OL | 6-3 | 301 | R-So. | New Orleans, La. / St. Augustine HS |
| 53 | Austin Ellis | OL | 6-4 | 305 | R-Fr. | Whitehouse, Texas / Bullard HS |
| 54 | Toby Mealer | OL | 6-5 | 325 | Fr. | American Fork, Utah / Lone Peak HS |
| 55 | Landon Nelson | OL | 6-1 | 292 | R-Sr. | Underwood, Iowa / Iowa Western CC |
| 56 | Andrew Richard | OL | 6-3 | 304 | R-Fr. | Central, La. / Central HS |
| 57 | Jadon Smith | OL | 6-2 | 298 | R-So. | Jennings, La. / Jennings HS |
| 58 | Jonathan Denis | OL | 6-3 | 316 | R-Sr. | Homestead, Fla. / Central Missouri / Miami |
| 59 | Jake Riggs | LS | 5-11 | 188 | R-Fr. | Dallas, Texas / Prestonwood Christian |
| 60 | Roy Brackins III | OL | 6-3 | 308 | R-So. | Baton Rouge, La. / Woodlawn HS |
| 61 | Ervin Smith | OL | 6-1 | 292 | Fr. | Baton Rouge, La. / Catholic HS |
| 64 | Jake Acklin | OL | 6-5 | 297 | R-Fr. | Haynesville, La. / Haynesville HS |
| 66 | Will Hutchens | OL | 6-3 | 305 | R-So. | Lindale, Texas / Sam Houston |
| 67 | Brett Canis | OL | 6-6 | 326 | R-Sr. | Midland, Texas / Texas Tech |
| 72 | Hayden Christman | OL | 6-6 | 331 | R-So. | Tioga, La. / Tioga HS |
| 73 | Kenneth Bannister | OL | 6-3 | 304 | R-Sr. | New Orleans, La. / Edna Karr HS |
| 76 | Cyler Corn | OL | 6-4 | 314 | R-Fr. | Groesbeck, Texas / Groesbeck HS |
| 78 | Bryson Weathers | OL | 6-6 | 293 | Fr. | Ward, Ark. / Cabot HS |
| 79 | Ashanti Cole | OL | 6-3 | 312 | Sr. | Coushatta, La. / Grambling State |
| 80 | Dane Benedix | WR | 6-0 | 195 | Jr. | Mission Viejo, Calif. / Saddleback CC |
| 82 | Luke Seib | TE | 6-4 | 220 | R-So. | Blue Springs, Mo. / UTEP |
| 83 | Luke Watkins | WR | 6-4 | 205 | Fr. | Prosper, Texas / Walnut Grove HS |
| 84 | Eli Finley | TE | 6-6 | 246 | Jr. | Heath, Texas / Rockwall Heath HS |
| 85 | Adem Madise | WR | 6-2 | 200 | R-So. | Dallas, Texas / South Oak Cliff HS |
| 86 | Daejawn Smith | WR | 5-9 | 175 | Fr. | New Orleans, La. / Edna Karr HS |
| 87 | Brayden Bockler | TE | 6-4 | 237 | So. | San Juan Capistrano, Calif. / Saddleback CC |
| 88 | Johnnie Thiel IV | WR | 5-11 | 175 | Fr. | Destrehan, La. / Destrehan HS |
| 89 | Chase Grosfeld | WR | 6-2 | 200 | Jr. | Cypress, Calif. / Cerritos College |
| 90 | Jayden Madkins | DL | 6-2 | 275 | Jr. | Houston, Texas / Tyler JC |
| 91 | Caleb Sims | DL | 6-5 | 276 | R-Sr. | Mansfield, Texas / East Texas A&M |
| 92 | Lane Condry | DL | 6-4 | 270 | So. | Broken Arrow, Okla. / NE Oklahoma A&M |
| 93 | Brayden Bradford | DL | 6-1 | 290 | R-Fr. | Pass Christian, Miss. / St. Stanislaus HS |
| 94 | Emmanuel Oguns | DL | 6-5 | 260 | R-Jr. | Alief, Texas / Tyler JC |
| 95 | Trevell Vivians | DL | 6-2 | 311 | R-Jr. | Philadelphia, Miss. / Hinds CC |
| 96 | Zion Nason | DL | 6-2 | 293 | R-Sr. | Canton, Miss. / Mississippi Gulf Coast CC |
| 97 | Christian Davis | DL | 6-3 | 328 | R-So. | Ruston, La. / Northwestern State |
| 98 | Donovan Rieman | DL | 6-4 | 265 | R-Jr. | Enid, Okla. / Kansas State |
| 99 | Judd Rouyea | DL | 6-2 | 267 | R-So. | Baton Rouge, La. / Catholic HS |

COACHING STAFF

| Name | Title | Experience (LA Tech) |
|-----------------|---|----------------------|
| Sonny Cumbie | Head Coach | 4th Year |
| Carlton Buckels | Defensive Pass Game Coordinator/Cornerbacks | 1st Year |
| Sam Carter | Safeties | 4th Year |
| Josh Creech | Linebackers | 1st Year |
| Tony Franklin | Offensive Coordinator/Quarterbacks | 1st Year |
| Isaiah Graham | Wide Receivers | |
| Lorenzo Joe | Wide Receivers | 2nd Year |
| Luke Olson | Defensive Coordinator | 1st Year |
| Paul Randolph | Defensive Line | 1st Year |
| Dan Sharp | Associate Head Coach/Tight Ends/Special Teams | 4th Year |
| Nathan Young | Offensive Line | 4th Year |
| Teddy Veal | Running Backs | 6th Year |
| Courtney Arnick | Assistant Linebackers | |
| Colby Brown Sr. | Assistant Defensive Backs | |
| Donajz Dunn | Defensive Analyst | |
| Jay Gafford | Offensive Analyst/Special Teams | |
| Carter Foster | Assistant Defensive Line | |
| Vincent Johnson | Assistant Offensive Line | |

ALPHABETICAL ROSTER

| No. | Name | Pos. | Ht. | Wt. | Class | Hometown/Previous School |
|-----|--------------------|-------|------|-----|-------|---|
| 64 | Jake Acklin | OL | 6-5 | 297 | R-Fr. | Haynesville, La. / Haynesville HS |
| 40 | Kaleb Andrus | LB | 6-1 | 190 | Fr. | Alexandria, La. / Acadiana HS |
| 6 | Tre Averhart | WR | 6-4 | 215 | Sr. | West Palm Beach, Fla. / Keiser University |
| 5 | Blake Baker | QB | 6-5 | 220 | R-So. | Cypress, Texas / Cypress Ranch HS |
| 73 | Kenneth Bannister | OL | 6-3 | 304 | R-Sr. | New Orleans, La. / Edna Karr HS |
| 80 | Dane Benedix | WR | 6-0 | 195 | Jr. | Mission Viejo, Calif. / Saddleback CC |
| 87 | Brayden Bockler | TE | 6-4 | 237 | So. | San Juan Capistrano, Calif. / Saddleback CC |
| 14 | Teddy Booras | QB | 6-3 | 209 | Jr. | San Ramon, Calif. / Diablo Valley College |
| 60 | Roy Brackins III | OL | 6-3 | 308 | R-So. | Baton Rouge, La. / Woodlawn HS |
| 93 | Jacob Bradford | DL | 6-1 | 290 | R-Fr. | Pass Christian, Miss. / St. Stanislaus HS |
| 10 | Jackson Bradley | QB | 6-3 | 220 | Fr. | Oak Grove, La. / Oak Grove HS |
| 26 | Dylone Brooks | RB | 5-10 | 200 | Fr. | Ruston, La. / Ruston HS |
| 7 | Evan Bullock | QB | 6-5 | 220 | R-So. | Anna, Texas / Anna HS |
| 41 | Ean Burch | LS | 6-0 | 215 | R-Sr. | Shreveport, La. / Loyola College Prep |
| 0 | Andrew Burnette | RB | 6-2 | 238 | R-Sr. | Jensen Beach, Fla. / Keiser University |
| 17 | Amari Butler | DB | 5-10 | 186 | Jr. | Petal, Miss. / Pearl River CC |
| 67 | Brett Canis | OL | 6-6 | 326 | R-Sr. | Midland, Texas / Texas Tech |
| 3 | Kameron Carter | DB | 6-1 | 175 | Jr. | Natchez, Miss. / Southwest Mississippi CC |
| 48 | John Hoyet Chance | P | 6-1 | 205 | R-Fr. | Shreveport, La. / Captain Shreve HS |
| 72 | Hayden Christman | OL | 6-6 | 331 | R-So. | Tioga, La. / Tioga HS |
| 2 | Joshua Cobbs | DB | 6-2 | 210 | R-Sr. | West Monroe, La. / West Monroe HS |
| 79 | Ashanti Cole | OL | 6-3 | 312 | Sr. | Coushatta, La. / Grambling State |
| 44 | Kaleb Coleman | DL | 6-4 | 255 | R-Fr. | Trophy Club, Texas / East Texas A&M |
| 92 | Lane Condry | DL | 6-4 | 270 | So. | Broken Arrow, Okla. / NE Oklahoma A&M |
| 76 | Cyler Corn | OL | 6-4 | 314 | R-Fr. | Groesbeck, Texas / Groesbeck HS |
| 39 | Jacoryian Crowe | DB | 5-10 | 175 | R-Fr. | Ruston, La. / Ruston HS |
| 31 | Brayden Curry | WR | 5-7 | 161 | R-So. | Shreveport, La. / Evangel Christian Academy |
| 97 | Christian Davis | DL | 6-3 | 328 | R-So. | Ruston, La. / Northwestern State |
| 25 | Colton Deckard | LB | 6-2 | 220 | R-So. | Muenster, Texas / Muenster HS |
| 58 | Jonathan Denis | OL | 6-3 | 316 | R-Sr. | Homestead, Fla. / Central Missouri / Miami |
| 51 | Amery Edwards | DL | 6-2 | 285 | So. | Alexandria, La. / Co-Lin CC |
| 53 | Austin Ellis | OL | 6-4 | 305 | R-Fr. | Whitehouse, Texas / Bullard HS |
| 31 | Will Fendley | P | 6-1 | 200 | Fr. | Ruston, La. / Ruston HS |
| 8 | Jacob Fields | DB/WR | 5-11 | 180 | Jr. | Melissa, Texas / Melissa HS |
| 10 | Kolbe Fields | LB | 6-0 | 225 | R-Sr. | New Orleans, La. / LSU |
| 84 | Eli Finley | TE | 6-6 | 246 | Jr. | Heath, Texas / Rockwall Heath HS |
| 0 | Sam Fongang | DB | 6-2 | 195 | Jr. | Mansfield, Texas / Tyler JC |
| 6 | Jakari Foster | DB | 6-0 | 211 | R-Sr. | Piedmont, Ala. / Hutchinson CC |
| 4 | Kam Franklin | DB | 6-2 | 211 | R-So. | Oak Grove, La. / Oklahoma State |
| 1 | Devin Gandy | WR | 5-11 | 165 | R-Sr. | Victorville, Calif. / Sacramento State |
| 27 | Tobias Gary | DB | 6-0 | 180 | Fr. | Dallas, Texas / South Oak Cliff HS |
| 25 | Amani Givens | RB | 5-7 | 199 | Sr. | Baton Rouge, La. / El Camino CC |
| 89 | Chase Grosfeld | WR | 6-2 | 200 | Jr. | Cypress, Calif. / Cerritos College |
| 18 | Jaitlin Hampton | DB | 5-11 | 170 | Jr. | Lancaster, Texas / Coastal Carolina |
| 36 | Zander Hayes | LB | 5-10 | 194 | Fr. | Ruston, La. / Ruston HS |
| 43 | Drew Henderson | K | 5-8 | 180 | R-So. | Granbury, Texas / Granbury HS |
| 13 | Cam Hill | DB | 6-2 | 201 | R-So. | Farmerville, La. / Union Parish HS |
| 21 | Zheric Hill | LB | 6-0 | 230 | Fr. | Grambling, La. / Ruston HS |
| 66 | Will Hutchens | OL | 6-3 | 305 | R-So. | Lindale, Texas / Sam Houston |
| 15 | JayT Jackson | DB | 6-1 | 175 | R-Jr. | Columbus, Ga. / Garden City CC |
| 18 | Marlion Jackson | WR | 6-2 | 215 | R-Fr. | Flowery Branch, Ga. / Cherokee Bluff HS |
| 37 | Zachary Jackson | QB | 5-10 | 170 | R-Fr. | Monroe, La. / Neville HS |
| 23 | Alonzo Jackson Jr. | LB | 6-1 | 227 | R-Fr. | Haynesville, La. / Haynesville HS |
| 5 | Benji Johnson | LB | 6-3 | 230 | R-Jr. | Hooks, Texas / Austin Peay |
| 38 | Kaegan Kent | K | 5-8 | 160 | Fr. | Shreveport, La. / Evangel Christian Academy |
| 2 | Trey Kukuk | QB | 6-1 | 201 | Jr. | Mission Viejo, Calif. / Saddleback College |
| 3 | Dedrick Latulas | WR | 5-7 | 165 | R-So. | New Iberia, La. / Westgate HS |
| 42 | Sifa Leota | LB | 6-3 | 235 | R-Sr. | Eules, Texas / North Texas |
| 24 | Javari Lockhart | DB | 6-1 | 170 | Fr. | Monroe, La. / Neville HS |
| 85 | Adem Madise | WR | 6-2 | 200 | R-So. | Dallas, Texas / South Oak Cliff HS |
| 90 | Jayden Madkins | DL | 6-2 | 275 | Jr. | Houston, Texas / Tyler JC |
| 9 | Mekhi Mason | LB | 6-2 | 230 | R-Jr. | Pembroke Pines, Fla. / Syracuse |
| 29 | Lexington Matthews | P | 6-3 | 196 | R-So. | Atlanta, Ga. / Savannah State |
| 22 | Jadon Mayfield | LB | 5-11 | 225 | R-Fr. | Ruston, La. / Ruston HS |
| 20 | Kenyatta McNeese | DB | 5-11 | 200 | R-So. | Olympia, Wash. / Olympia HS |
| 14 | Jordan McRae | DB | 5-11 | 180 | So. | McRae, Ga. / Georgia Military College |
| 54 | Toby Mealer | OL | 6-5 | 325 | Fr. | American Fork, Utah / Lone Peak HS |
| 11 | Jalen Mickens | WR | 5-9 | 187 | Fr. | Willis, Texas / Willis HS |

| No. | Name | Pos. | Ht. | Wt. | Class | Hometown/Previous School |
|-----|-----------------------|------|------|-----|-------|---|
| 54 | Deven Muniz | TE | 6-3 | 223 | Jr. | West Covina, Calif. / Pasadena City College |
| 96 | Zion Nason | DL | 6-2 | 293 | R-Sr. | Canton, Miss. / Mississippi Gulf Coast CC |
| 55 | Landon Nelson | OL | 6-1 | 292 | R-Sr. | Underwood, Iowa / Iowa Western CC |
| 45 | Jojo Odom | DL | 6-4 | 265 | Fr. | Parrish, Ala. / Jasper HS |
| 94 | Emmanuel Oguns | DL | 6-5 | 260 | R-Jr. | Alief, Texas / Tyler JC |
| 46 | Daylin Page | DL | 6-4 | 236 | Fr. | Hattiesburg, Miss. / North Forrest HS |
| 33 | Jaylon Parnell | LB | 5-11 | 224 | Fr. | Pascagoula, Miss. / Pascagoula HS |
| 15 | David Piero | WR | 5-11 | 185 | Jr. | Fresno, Calif. / Diablo Valley College |
| 19 | Jordan Piero | DB | 5-10 | 175 | R-Fr. | Fresno, Calif. / Fresno State |
| 49 | James Predtechenkis | LB | 6-1 | 200 | R-Fr. | Richardson, Texas / Covenant Christian HS |
| 56 | Andrew Richard | OL | 6-3 | 304 | R-Fr. | Central, La. / Central HS |
| 1 | Michael Richard | DB | 5-11 | 185 | Jr. | New Orleans, La. / Edna Karr HS |
| 98 | Donovan Rieman | DL | 6-4 | 265 | R-Jr. | Enid, Okla. / Kansas State |
| 59 | Jake Riggs | LS | 5-11 | 188 | R-Fr. | Dallas, Texas / Prestonwood Christian |
| 24 | Fred Robertson | RB | 5-7 | 196 | So. | New Orleans, La. / Warren Easton HS |
| 50 | Tazio Rosso | OL | 6-1 | 271 | Fr. | St. Marys, Ga. / Camden County HS |
| 99 | Judd Rouyea | DL | 6-2 | 267 | R-So. | Baton Rouge, La. / Catholic HS |
| 82 | Luke Seib | TE | 6-4 | 220 | R-So. | Blue Springs, Mo. / UTEP |
| 7 | Jhamal Shelby Jr. | DB | 6-3 | 200 | R-Jr. | New Orleans, La. / St. Augustine HS |
| 8 | Jay Simon | WR | 5-10 | 185 | R-Fr. | Shreveport, La. / Calvary Baptist |
| 30 | Sentel Simpson | DB | 6-4 | 183 | Fr. | Little Elm, Texas / Frisco Panther Creek |
| 91 | Caleb Sims | DL | 6-5 | 276 | R-Sr. | Mansfield, Texas / East Texas A&M |
| 16 | Marques Singleton Jr. | WR | 5-8 | 160 | Jr. | Alameda, Calif. / Los Medanos College |
| 36 | Riley Small | RB | 5-10 | 190 | R-Fr. | Gonzales, La. / University Lab |
| 86 | Daejawn Smith | WR | 5-9 | 175 | Fr. | New Orleans, La. / Edna Karr HS |
| 61 | Ervin Smith | OL | 6-1 | 292 | Fr. | Baton Rouge, La. / Catholic HS |
| 57 | Jadon Smith | OL | 6-2 | 298 | R-So. | Jennings, La. / Jennings HS |
| 52 | Troy Smith III | OL | 6-3 | 301 | R-So. | New Orleans, La. / St. Augustine HS |
| 4 | Clay Thevenin | RB | 5-10 | 202 | So. | Fort Lauderdale, Fla. / Navarro College |
| 88 | Johnnie Thiel IV | WR | 5-11 | 175 | Fr. | Destrehan, La. / Destrehan HS |
| 27 | Kolby Thomas | WR | 5-9 | 165 | Fr. | Shreveport, La. / Calvary Baptist Academy |
| 95 | Trevell Vivians | DL | 6-2 | 311 | R-Jr. | Philadelphia, Miss. / Hinds CC |
| 83 | Luke Watkins | WR | 6-4 | 205 | Fr. | Prosper, Texas / Walnut Grove HS |
| 35 | Cole Watson | LB | 6-0 | 220 | R-Fr. | Marshall, Texas / Tatum HS |
| 78 | Bryson Weathers | OL | 6-6 | 293 | Fr. | Ward, Ark. / Cabot HS |
| 19 | Mason Welch | QB | 6-5 | 227 | R-So. | Shreveport, La. / Kilgore CC |
| 22 | Omiri Wiggins | RB | 5-10 | 206 | Jr. | Lafayette, La. / Coffeyville CC |
| 47 | Jay Wilkerson | WR | 6-1 | 175 | R-Jr. | Midlothian, Texas / Navarro College |
| 11 | Cedric Woods | DB | 5-11 | 185 | R-Sr. | Monroe, La. / Carroll HS |

SUPPORT STAFF

| Name | Title |
|---------------------|---|
| Gerald Jordan | Sport Administrator |
| Dave Scholz | Director of Football Sports Performance |
| Carson Davis | Football Sports Performance Assistant |
| Stephen Featherston | Director of Strategic Communications |
| Jacob Martinez | Director of Football Operations |
| Brian Mayer | Chief of Staff |
| Jenna Latour | Director of On-Campus Recruiting |
| Justin Apodaca | Scouting Specialist |
| Sam Hackney | Operations Specialist |
| Leigha Presley | Video Coordinator |
| Evan Dauterive | Head Athletic Trainer |
| Ava Korinke | Athletic Trainer |
| Aimee Travis | Athletic Trainer |
| Candace Schroeffel | Athletic Trainer |
| Brandon Dubuy | Equipment Manager |



BY LOCATION

ALABAMA (2)

Jakari Foster
Jojo Odom

ARKANSAS (1)

Jakari Foster

CALIFORNIA (10)

Dane Benedix
Brayden Bockler
Teddy Booras
Devin Gandy
Chase Grosfeld
Trey Kukuk
Deven Muniz
David Pierro
Jordan Pierro
Marques Singleton Jr.

FLORIDA (5)

Tre Averhart
Andrew Burnette
Jonathan Denis
Mekhi Mason
Clay Thevenin

GEORGIA (5)

JayT Jackson
Marlion Jackson
Lexington Matthews
Jordan McRae
Tazio Rosso

IOWA (1)

Landon Nelson

LOUISIANA (44)

Jake Acklin
Kaleb Andrus
Kenneth Bannister
Roy Brackins III
Jackson Bradley
Dylone Brooks
Ean Burch
John Hoyet Chance
Hayden Christman
Joshua Cobbs
Ashanti Cole
Jacoryian Crowe
Brayden Curry
Christian Davis
Amery Edwards
Kolbe Fields
Kam Franklin
Will Fendley
Amani Givens
Zander Hayes
Cam Hill
Zheric Hill
Alonzo Jackson Jr.
Zachary Jackson
Kaegan Kent
Dedrick Latulas
Javari Lockhart
Jadon Mayfield
Andrew Richard
Michael Richard
Fred Robertson
Judd Rouyea
Jay Simon
Riley Small

Jhamal Shelby Jr.
Daejawn Smith
Ervin Smith
Jadon Smith
Troy Smith III
Johnnie Thiel IV
Kolby Thomas
Mason Welch
Omiri Wiggins
Cedric Woods

MISSISSIPPI (7)

Jacob Bradford
Amari Butler
Kam Carter
Zion Nason
Daylin Page
Jaylon Parnell
Trevell Vivians

MISSOURI (1)

Luke Seib

OKLAHOMA (2)

Lane Condry
Donovan Rieman

TEXAS (27)

Blake Baker
Evan Bullock
Brett Canis
Kaleb Coleman
Cyler Corn
Colton Deckard
Austin Ellis
Jacob Fields

Eli Finley
Sam Fongang
Tobias Gary
Jaitlin Hampton
Drew Henderson
Will Hutchens
Benji Johnson
Sifa Leota
Jayden Madkins
Adem Madise
Jalen Mickens
Emmanuel Oguns
James Predtechenkis
Jake Riggs
Sentel Simpson
Caleb Sims
Luke Watkins
Cole Watson
Jay Wilkerson

UTAH (1)

Toby Mealer

WASHINGTON (1)

Kenyatta McNeese

BREAKDOWN

ROSTER BREAKDOWN (107)

| | |
|-------------------|----|
| Seniors/Graduates | 16 |
| Juniors | 26 |
| Sophomores | 27 |
| Freshmen | 38 |

RETURNERS (53)

| | |
|--------------------------|---|
| Starters (min. 4 starts) | 9 |
| Offense | 5 |
| Evan Bullock, QB | |
| Omiri Wiggins, RB | |
| Eli Finley, TE | |
| Hayden Christman, OL | |
| Landon Nelson, OL | |
| Defense | 4 |
| Cedric Woods, DB | |
| Michael Richard, DB | |
| Jacob Fields, DB | |
| Kolbe Fields, LB | |

NEWCOMERS (54)

| | |
|-------------|----|
| Offense | 26 |
| Defense | 25 |
| Specialists | 3 |

BY PRONUNCIATION

| | |
|-----------------------|------------------------|
| Dylone Brooks | Die-lawn |
| Andrew Burnette | Burr-net |
| Cyler Corn | Kyler |
| John Hoyet Chance | Hoyt |
| Jacoryian Crowe | Juh-core-EE-in |
| Marlion Jackson | Marlin (like the fish) |
| Kaegan Kent | Kay-gen |
| Trey Kukuk | Q-cuck |
| Dedrick Latulas | Deh-drick Luh-too-lis |
| Sifa Leota | SEE-fuh LEE-oh-tuh |
| Adem Madise | Muh-deese |
| Mekhi Mason | Muh-KY |
| Zion Nason | Zy-on |
| Donovan Rieman | RYE-men |
| Andrew Richard | REE-shard |
| Michael Richard | REE-shard |
| Judd Rouyea | ROO-yay |
| Marques Singleton Jr. | Mar-keese |
| Luke Seib | Sye-buh |
| Clay Thevenin | Tev-in-in |
| Omiri Wiggins | Oh-my-ree |

STAFF CHART



Tony Franklin
OC



Nathan Young
OL



Teddy Veal
RB



Lorenzo Joe
WR



Dan Sharp
AHC/TE/ST




Luke Olson
DC



Carlton Buckels
Def Pass GM
Coord./CB



Sam Carter
S



Josh Creech
LB



Paul Randolph
DL



SONNY CUMBIE

HEAD COACH | 4TH SEASON

Sonny Cumbie was welcomed to Ruston as the 34th head football coach in Bulldog history on December 1, 2021.

In his third season at the helm in 2024, Cumbie led LA Tech to its first bowl appearance since 2020, facing nationally ranked Army in the Radiance Technologies Independence Bowl. The Bulldogs ultimately finished fifth in CUSA with a 5-8 overall record with a 4-4 mark in the league.

Cumbie served as the primary play caller for the first four games before handing the reins to co-offensive coordinator/offensive line coach Nathan Young. The Bulldogs averaged 333.5 yards per game, which ranked fourth in CUSA in passing offense, highlighted by a 329-yard, six-touchdown performance against Middle Tennessee. LA Tech averaged 110.0 rushing yards on the ground, registering six 100-yard rushing outings and two games with 200+ yards.

LA Tech's defense was one of the best in the nation during the 2024 regular season, finishing 11th in the nation in total defense (301.9 yds per game), which was first in the CUSA, 23rd in pass defense (181.8 yds per game), and 30th in run defense (120.1), which was also a league best. The Bulldogs allowed 20.5 points per game which was tied for the 25th best mark in the nation and second in CUSA.

Tech had nine All-CUSA players in 2024, highlighted by a pair of first-team selections, David Blay (defensive line) and Tru Edwards (wide receiver). Quarterback Evan Bullock was named to the All-CUSA Freshman Team after starting the final 10 games of the season. In addition to earning First-Team All-CUSA honors, Blay was named to the Phil Steele All-American Honorable Mention Team after recording 46 stops, 10.5 tackles for loss and 6.5 sacks. Blay became the third player during Cumbie's tenure to earn All-American honors, joining running back Marquis Crosby (2022) and defensive back Michael Richard (2023).

In 2023, Cumbie served as the primary play caller for the Bulldogs' offense that ranked fifth in the CUSA with 384.7 yards of total offense per game while ranking third in first downs gained with 243. The Bulldog offense was among the conference leaders in passing plays over 10 yards (2nd, 123), 20 yards (2nd, 46) and 30 yards (3rd, 22).

Under Cumbie's tutelage, LA Tech had 10 All-CUSA players in 2023, highlighted by first-team selections, Smoke Harris (wide receiver/punt returner), Blake Ochsendorf (punter), and Willie Roberts (defensive back). Freshman defensive back Michael Richard was named CUSA Freshman of the Year and garnered First-Team Freshman All-America honors from The Athletic.

Cumbie garnered his first win as head coach at Louisiana Tech with a dominant 52-17 triumph over Stephen F. Austin on Sept. 10, 2022 at Joe Aillet Stadium. A win in which LA Tech accumulated a season high in total offense (516 yards) and rushing (300 yards). The Bulldogs claimed two wins in Conference USA play with a 41-31 win over UTEP in the CUSA opener (Oct. 8) and a 40-24 shellacking of Middle Tennessee (Nov. 5).

LA Tech garnered a total of 15 all-conference selections in 2022. Wide receiver Tre Harris, defensive lineman Keivie Rose, and wide receiver/return specialist Smoke Harris all earned First-Team All-Conference USA honors while defensive back Myles Brooks was named second-team all-conference. Harris was named a semifinalist for the Fred Biletnikoff Award and Brooks was invited to the East-West Shrine Bowl and NFL Combine following the conclusion of the season. Redshirt freshman running back Marquis Crosby was named Honorable Mention Freshman All-American by College Football News after a breakout season in which he rushed for 918 yards and nine touchdowns on 183 carries. His 918 rushing yards ranked sixth nationally among all FBS freshman.

Under his tutelage, Cumbie's quarterbacks ranked 32nd nationally in passing yards per game with 267.2 a contest. Quarterback Parker McNeil threw for a season-high 424 yards in a loss at North Texas which was the most by a Bulldogs since Ryan Higgins in 2016.

Cumbie spent the previous 12 years as an assistant coach in the Big 12, including two stints at Texas Tech (2009-13, 2021) and one at TCU (2014-2020). He served as offensive coordinator for nine years for the Red Raiders and Horned Frogs and worked under some of the top coaches in college football, including Mike Leach, Tommy Tuberville, Kliff Kingsbury, and Gary Patterson.

Cumbie came to LA Tech after serving as the offensive coordinator at Texas Tech in 2021, including serving as the interim head coach over the final four games of the season. This was his second stint in Lubbock, after beginning his college coaching career with the Red Raiders in 2009.

He also served as the quarterbacks coach and the offensive coordinator at TCU during his seven seasons in Fort Worth, Texas. During his tenure at TCU, Cumbie oversaw the Horned Frogs' quarterbacks and served as the sole offensive play caller each of the final four years. TCU boasted the Big 12's second-best league record (38-25) and its third-best overall mark (58-30) over his seven seasons, which coincided with six bowl appearances.

His impact was felt immediately at TCU as the program broke the Big 12 record with a 21.4 points per game improvement, the largest by any team nationally since 1999-2000 (Northwestern). TCU ranked No. 2 in scoring (46.5) and No. 5 in total offense (533.0) on the way to a 12-1 record.

The 2015 Horned Frogs once again lit up the scoreboard, ranking No. 3 in total offense (562.8) and No. 7 in scoring (42.1) on the way to an 11-2 record and a win over Oregon in the Valero Alamo Bowl (rallying from a 31-0 halftime deficit).

Visit latechsports.com to see Cumbie's Full Bio ...





COACHING EXPERIENCE

| Year | School/Team | Position |
|------------|----------------|---|
| 2009 | San Angelo | Head Coach/Director of Player Personnel |
| 2009 | Texas Tech | Graduate Assistant |
| 2010-12 | Texas Tech | Inside Receivers Coach |
| 2013 | Texas Tech | Co-Offensive Coordinator/ORs Coach |
| 2014-16 | TCU | Co-Offensive Coordinator/QBs Coach |
| 2017-20 | TCU | Offensive Coordinator/QBs Coach |
| 2021 | Texas Tech | Offensive Coordinator/QBs Coach |
| 2021 | Texas Tech | Interim Head Coach |
| 2022-Pres. | Louisiana Tech | Head Coach |

PLAYING EXPERIENCE

| Year | Team |
|---------|-----------------------------------|
| 2002-04 | Texas Tech (NCAA) |
| 2005* | Indianapolis Colts (NFL) |
| 2006 | Los Angeles Avengers (AFL) |
| 2006* | Baltimore Ravens (NFL) |
| 2007-08 | Los Angeles Avengers (AFL) |
| 2009 | San Angelo Stampede Express (IFL) |

* Offseason and/or practice squad member only

BOWL EXPERIENCE

| Year | Bowl | Final Score |
|------|-----------------------|------------------------------------|
| 2009 | Cotton Bowl | Ole Miss 47, Texas Tech 34 |
| 2010 | Alamo Bowl | Texas Tech 41, Michigan State 31 |
| 2011 | TicketCity Bowl | Texas Tech 45, Northwestern 38 |
| 2012 | Meineke Car Care Bowl | Texas Tech 34, Minnesota 31 |
| 2013 | Holiday Bowl | Texas Tech 37, Arizona State 23 |
| 2014 | Peach Bowl | TCU 42, Ole Miss 3 |
| 2015 | Alamo Bowl | TCU 47, Oregon 41 |
| 2016 | Liberty Bowl | Georgia 31, TCU 23 |
| 2017 | Alamo Bowl | TCU 39, Stanford 37 |
| 2018 | Cheez-It Bowl | TCU 10, California 7 ^{OT} |
| 2021 | Liberty Bowl | Texas Tech 34, Mississippi State 7 |
| 2024 | Independence Bowl | LA Tech 6, Army 27 |

PERSONAL INFORMATION

Full Name: Sonny Jack Cumbie
Born: August 8, 1981 in Abilene, Texas
College: Texas Tech University, 2004
Wife: Tamra of Snyder, Texas
Children: Gray Cumbie; Hays Cumbie





NEW LEADERSHIP



UNIVERSITY PRESIDENT **DR. JIM HENDERSON**

VP/DIRECTOR OF ATHLETICS **RYAN IVEY**

Dr. Jim Henderson became the 15th president of Louisiana Tech University on Jan. 1, 2024. His ties to the institution go back more than 80 years when his father, Clem Henderson, was recruited to play for famed LA Tech football coach, Joe Aillet. His mom, Martha, was a two-time Tech grad.

Henderson previously served as the president and CEO of the University of Louisiana System, one of the nation's largest University systems. As the longest-serving UL System president, he led the Universities of Louisiana in the creation of a strategic framework that charged its member institutions to produce the most educated generation in Louisiana's history. Through various Systemic initiatives such as Compete LA, the Reginald F. Lewis Scholars, and the challenges associated with a global pandemic and fiscal uncertainty, he developed a notion of System that will continue to benefit each of the nine institutions for decades to come.

Henderson also served as president of his alma mater, Northwestern State University, where he reinvigorated student life and campus culture leading to the highest enrollment in the school's 135-year history. Before taking the helm of NSU, Henderson served as chancellor of Bossier Parish Community College. During his tenure, the institution ranked among the five fastest growing colleges in the nation for five consecutive years.

Ryan Ivey was introduced as Vice President and Director of Athletics on Feb. 29, 2024, bringing to Ruston more than 18+ years of experience in intercollegiate athletics with the past 11 as an athletics director at Stephen F. Austin, Austin Peay, and Texas A&M-Commerce.

He spent more than five years in Nacogdoches, Texas at SFA, leading the department through a conference transition from the Southland Conference to the Western Athletic Conference, raising private support that included the launch of the Purple Lights Fund that helped secure the four largest single gifts in the department's history, and increasing ticket sales by 189 percent.

Under his leadership, the Lumberjacks celebrated 18 conference championships, three NCAA Tournament appearances, and the 2019 Bowling National Championship.

Prior to joining SFA, Ivey spent three years (2015-18) at Austin Peay in Clarksville, Tennessee, where he helped raise \$6.5 million in gifts which were funneled into facility improvements and the athletic departments budget on top of increase football and basketball ticket revenue.

His first Director of Athletics position came at NCAA Division II Texas A&M-Commerce. During his two-year stint with the Lions, the athletic programs experienced new heights by winning six team Lone Star Conference championships in the 2014-15 season, the most ever in Lion Athletics history.





JOE AILLET STADIUM

STADIUM FACTS

Nickname: The Joe
Year opened: 1968
Capacity: 28,562
Playing Surface: Pivot 1.5 by Hellas
All-Time Record: 182-80-2
First Game: Sept. 28, 1968 vs. East Carolina (LA Tech 35, ECU 7)
First Touchdown: Buster Herren (LA Tech) 2-yard run vs. East Carolina, Sept. 28, 1968
First TD Pass: Terry Bradshaw (LA Tech) 5-yard pass to Buster Herren vs. East Carolina, Sept. 28, 1968
Longest Winning Streak: 18 twice (Nov. 20, 1971 - Oct. 11, 1975 | Oct. 14, 1989 - Oct. 30, 1993)
Most Points Scored by LA Tech: 77 twice (LA Tech 77, Lamar 40 on Nov. 15, 1969 | LA Tech 77, UL-Lafayette 14 on Sept. 19, 1998)
Largest Margin of Victory: 63 (LA Tech 77, UL-Lafayette 14 on Sept. 19, 1998)

TOP DOG WATCHERS AT THE JOE

| | | |
|--------|-------------------------|----------------|
| 28,714 | ULM..... | Sept. 13, 1997 |
| 28,100 | Mississippi State..... | Sept. 9, 2007 |
| 27,905 | Southern..... | Sept. 5, 2015 |
| 27,360 | ULM..... | Dec. 13, 1999 |
| 26,910 | UL-Lafayette..... | Oct. 3, 2015 |
| 26,004 | Northwestern State..... | Sept. 20, 2014 |
| 25,614 | Utah State..... | Nov. 17, 2012 |
| 25,224 | Mississippi State..... | Aug. 30, 2008 |
| 25,212 | Hawai'i..... | Oct. 2, 2011 |
| 24,975 | ULM..... | Sept. 12, 1987 |
| 24,628 | Houston..... | Sept. 17, 2011 |
| 24,450 | ULM..... | Nov. 2, 1991 |
| 24,002 | Northwestern State..... | Sept. 2, 2017 |

Note: Joe Aillet Stadium has hosted 52 games with crowds over 20,000.

Yearly Records

| Year | Overall Record | | Conf. Record | 1995 | 2-1 | N/A |
|------|----------------|--------|--------------|------|-----|-----|
| | Record | Record | | | | |
| 1968 | 3-1 | 1-1 | 1996 | 3-1 | N/A | |
| 1969 | 3-1 | 2-0 | 1997 | 4-0 | N/A | |
| 1970 | 1-3 | 0-2 | 1998 | 4-1 | N/A | |
| 1971 | 4-1 | 3-0 | 1999 | 3-0 | N/A | |
| 1972 | 4-0 | 2-0 | 2000 | 2-2 | N/A | |
| 1973 | 6-0 | 3-0 | 2001 | 3-0 | 3-0 | |
| 1974 | 5-0 | 2-0 | 2002 | 2-1 | 2-1 | |
| 1975 | 4-2 | 2-1 | 2003 | 1-3 | 1-3 | |
| 1976 | 2-1 | 1-1 | 2004 | 3-1 | 2-1 | |
| 1977 | 2-1-1 | 1-0-1 | 2005 | 4-1 | 3-1 | |
| 1978 | 4-1 | 3-0 | 2006 | 2-3 | 1-3 | |
| 1979 | 2-2 | 1-2 | 2007 | 3-2 | 2-2 | |
| 1980 | 2-2 | 1-2 | 2008 | 5-1 | 3-1 | |
| 1981 | 2-1-1 | 1-0-1 | 2009 | 4-1 | 3-1 | |
| 1982 | 5-1 | 1-0 | 2010 | 2-4 | 2-2 | |
| 1983 | 1-3 | 0-3 | 2011 | 3-2 | 2-1 | |
| 1984 | 4-1 | 3-0 | 2012 | 4-1 | 2-1 | |
| 1985 | 4-1 | 2-1 | 2013 | 2-3 | 1-3 | |
| 1986 | 2-1 | 1-1 | 2014 | 4-1 | 4-0 | |
| 1987 | 1-2 | N/A | 2015 | 5-1 | 3-1 | |
| 1988 | 2-4 | N/A | 2016 | 5-0 | 4-0 | |
| 1989 | 3-0 | N/A | 2017 | 3-4 | 1-3 | |
| 1990 | 5-0 | N/A | 2018 | 3-2 | 2-2 | |
| 1991 | 4-0 | N/A | 2019 | 6-0 | 4-0 | |
| 1992 | 4-0 | N/A | 2020 | 3-1 | 2-1 | |
| 1993 | 2-2 | N/A | 2021 | 3-3 | 2-2 | |
| 1994 | 2-3 | N/A | 2022 | 3-2 | 2-2 | |
| | | | 2023 | 2-4 | 1-3 | |
| | | | 2024 | 4-2 | 3-2 | |
| | | | 2025 | 3-0 | 1-0 | |

DECADE OF RENOVATIONS TO THE JOE

Joe Aillet Stadium has changed a lot in its 50+ years of existence, especially in the last 10 years.

2015 | Davison Athletics Complex | \$20 million
 Three-story, 70,000-square foot end zone facility

2017 | Press Box/Suites | \$16.7 million
 Two-story, 30,000-square foot facility plus camera deck

2024 | Video board | \$6.8 million
 3,240-square foot end zone display with custom audio system



INSIDE THE MATCHUP



| CATEGORY | LA TECH | FBS | UTEP | FBS |
|-------------------------|---------|-----|--------|-----|
| Total Offense | 332.3 | 107 | 364.3 | 90 |
| Rushing Offense | 162.0 | 68 | 95.0 | 124 |
| Passing Offense | 170.3 | 115 | 269.3 | 34 |
| Team Passing Eff. | 142.33 | 64 | 126.23 | 95 |
| Scoring Offense | 27.5 | 80 | 23.3 | 95 |
| Total Defense | 364.8 | 79 | 367.5 | 81 |
| Rushing Defense | 100.5 | 32 | 169.8 | 101 |
| Passing Yards Allowed | 264.3 | 114 | 197.8 | 61 |
| Team Passing Eff. Def. | 117.95 | 47 | 138.41 | 97 |
| Scoring Defense | 14.3 | 22 | 25.8 | 83 |
| Turnover Margin | 1.75 | 6 | -1.00 | 117 |
| 3rd Down Conv. % | .345 | 108 | .345 | 109 |
| 4th Down Conv. % | .750 | 23 | .333 | 115 |
| 3rd Down Conv. % Def. | .433 | 102 | .236 | 9 |
| 4th Down Conv. % Def. | .000 | 1 | .333 | 23 |
| Red Zone Offense | .917 | 46 | .778 | 102 |
| Red Zone Defense | .700 | 21 | .813 | 60 |
| Net Punting | 41.96 | 39 | 38.59 | 88 |
| Punt Returns | 11.09 | 47 | 6.91 | 89 |
| Kickoff Returns | 21.00 | 65 | 12.77 | 125 |
| First Downs Offense | 68 | 96 | 67 | 99 |
| First Downs Defense | 87 | 113 | 78 | 86 |
| Fewest Penalties PG | 9.0 | 128 | 6.25 | 70 |
| Fewest Penalty Yards PG | 89.25 | 133 | 54.00 | 67 |
| Time of Possession | 27:43 | 108 | 25:29 | 127 |

INSIDE THE SERIES

LA Tech Leads, 17-3-1

| | |
|---------------------------|------------|
| In Ruston | 9-1 |
| In El Paso | 8-2-1 |
| Neutral | 0-0 |
| Current Streak | W2 |
| Longest Win Streak..... | 8, LA Tech |
| Most LA Tech Points..... | 55 (2014) |
| Most UTEP Points..... | 44 (2004) |
| Most Combined Points..... | 73 (2022) |
| Biggest LA Tech Win | 55-3 |
| Biggest UTEP Win | 27-0 |

SERIES SCORES (LAST 10)

| DATE | LOCATION | SCORE |
|----------------|----------------|----------------|
| Oct. 22, 2024 | Ruston, La. | LA Tech, 14-10 |
| Sept. 29, 2023 | El Paso, Texas | LA Tech, 24-10 |
| Oct. 8, 2022 | Ruston, La. | LA Tech, 41-31 |
| Oct. 16, 2021 | El Paso, Texas | UTEP, 19-3 |
| Oct. 10, 2020 | Ruston, La. | LA Tech, 21-17 |
| Oct. 26, 2019 | El Paso, Texas | LA Tech, 42-21 |
| Oct. 20, 2018 | Ruston, La. | LA Tech, 31-24 |
| Nov. 18, 2017 | El Paso, Texas | LA Tech, 42-21 |
| Oct. 1, 2016 | Ruston, La. | LA Tech, 28-7 |
| Nov. 21, 2015 | El Paso, Texas | LA Tech, 17-15 |

2025 LEADERS

LOUISIANA TECH LEADERS

| RUSHING | ATT. | NET | AVG. | TD | YPG |
|---------------|------|-----|------|----|-------|
| CLAY THEVENIN | 31 | 162 | 5.2 | 2 | 40.50 |
| BLAKE BAKER | 25 | 145 | 4.3 | 2 | 48.33 |
| OMIRI WIGGINS | 34 | 121 | 3.6 | 2 | 30.25 |

| PASSING | C-A-I | COMP % | YARDS | TD | YPG |
|-------------|---------|--------|-------|----|--------|
| BLAKE BAKER | 26-45 | 57.78 | 466 | 2 | 155.33 |
| TREY KUKUK | 26-45-1 | 69.23 | 220 | 2 | 73.33 |

| RECEIVING | REC. | YARDS | AVG. | TD | YPG |
|-----------------------|------|-------|-------|----|-------|
| ELI FINLEY | 14 | 231 | 16.50 | 0 | 57.75 |
| DEVIN GANDY | 7 | 126 | 18.00 | 1 | 31.50 |
| MARQUES SINGLETON JR. | 10 | 66 | 6.60 | 0 | 16.50 |

| DEFENSE | U-A-TT | TFL | SACKS | INT | PBU |
|--------------|----------|-----|-------|-----|-----|
| KOLBE FIELDS | 11-27-38 | 3.0 | 2.0 | 1 | 0 |
| MEKHI MASON | 11-19-30 | 8.0 | 3.0 | 0 | 2 |
| SIFA LEOTA | 7-18-25 | 4.5 | 0.5 | 0 | 3 |

UTEP LEADERS

| RUSHING | ATT. | NET | AVG. | TD | YPG |
|----------------|------|-----|------|----|-------|
| HAHSAUN WILSON | 24 | 177 | 7.4 | 1 | 44.25 |
| ASHTEN EMORY | 33 | 91 | 2.8 | 2 | 22.75 |

| PASSING | C-A-I | COMP % | YARDS | TD | YPG |
|----------------|----------|--------|-------|----|--------|
| MALACHI NELSON | 82-142-5 | 57.75 | 1,069 | 8 | 267.25 |

| RECEIVING | REC. | YARDS | AVG. | TD | YPG |
|-----------------|------|-------|-------|----|-------|
| KENNY ODOM | 19 | 236 | 12.42 | 2 | 78.67 |
| TREVON TATE | 16 | 207 | 12.94 | 1 | 51.75 |
| TORIC GOINS JR. | 11 | 192 | 17.45 | 1 | 48.00 |

| DEFENSE | U-A-TT | TFL | SACKS | INT | PBU |
|---------------|----------|-----|-------|-----|-----|
| MICAH DAVEY | 17-22-39 | 1.5 | 1.0 | 0 | 0 |
| NEIL CAMPBELL | 12-13-25 | 3.0 | 1.0 | 0 | 2 |
| SOLO BARNES | 11-13-24 | 1.0 | 0 | 0 | 1 |

MATCHUP NOTES

Saturday will mark the 22nd all-time meeting between LA Tech and UTEP. The Bulldogs lead the series 17-3-1 and have won three straight dating back to 2022. Since the two programs became Conference USA foes, Tech has won 11 of 12 matchups, with the only loss coming in 2021.

The series history is spread out. The teams played four straight seasons from 1939-42, then met again in the 1991 season finale in El Paso. They faced off from 2001-04 as members of the Western Athletic Conference before resuming the series in 2013 when Tech joined CUSA. Saturday is expected to be the final meeting for the foreseeable future, as both schools will depart CUSA.

Sonny Cumbie is 3-0 against UTEP, with the Bulldogs outscoring the Miners 75-51 in those games. LA Tech is averaging 25 points per game against UTEP under Cumbie.



| SITUATION | 2025 | Cumbie |
|--------------------------------------|------|--------|
| Playing at Joe Aillet Stadium | 3-0 | 12-8 |
| Playing on the road | 0-1 | 2-18 |
| Playing on a neutral field | 0-0 | 0-1 |
| Playing at night | 3-1 | 11-15 |
| Playing during the day | 0-0 | 3-12 |
| LA Tech scores on first possession | 2-0 | 10-4 |
| Opponent scores on first possession | 0-0 | 2-9 |
| LA Tech scores first | 3-0 | 10-6 |
| Opponent scores first | 0-1 | 4-19 |
| LA Tech leads after 1st quarter | 2-0 | 11-6 |
| Opponent leads after 1st quarter | 0-1 | 2-17 |
| Tied after 1st quarter | 1-0 | 1-4 |
| LA Tech leads at halftime | 3-0 | 12-5 |
| Opponent leads at halftime | 0-1 | 1-12 |
| Tied at halftime | 0-0 | 1-1 |
| LA Tech leads after 3rd quarter | 3-0 | 12-2 |
| Opponent leads after 3rd quarter | 0-1 | 2-13 |
| Tied after 3rd quarter | 0-0 | 0-2 |
| Game goes to overtime | 0-0 | 0-5 |
| LA Tech has more total yards | 1-0 | 10-4 |
| Opponent has more total yards | 2-1 | 4-12 |
| LA Tech has more rushing yards | 2-0 | 9-2 |
| Opponent has more rushing yards | 1-1 | 5-24 |
| LA Tech has more passing yards | 0-0 | 8-19 |
| Opponent has more passing yards | 3-1 | 6-9 |
| LA Tech has more turnovers | 0-0 | 4-12 |
| Opponent has more turnovers | 3-1 | 10-9 |
| Teams have equal turnovers | 0-0 | 0-6 |
| LA Tech has more penalties | 2-1 | 7-11 |
| Opponent has more penalties | 1-0 | 6-9 |
| Teams have equal penalties | 0-0 | 1-5 |
| LA Tech has more time of possession | 1-0 | 9-13 |
| Opponent has more time of possession | 2-1 | 5-14 |
| LA Tech has 100-yard rusher | 1-0 | 6-3 |
| Opponent has 100-yard rusher | 0-0 | 2-13 |
| LA Tech scores at least 20 points | 3-0 | 11-16 |
| Opponent scores at least 20 points | 1-1 | 4-24 |
| LA Tech throws for 300 yards | 0-0 | 3-6 |
| Opponent throws for 300 yards | 1-0 | 2-2 |
| Playing on natural grass | 0-1 | 0-4 |
| Playing on artificial surface | 3-0 | 14-23 |
| LA Tech defense scores | 3-0 | 9-0 |
| Opponent defense scores | 0-0 | 1-5 |

CAREER DAY FOR THE BIG FELLA

Tech tight end Eli Finley was named the Week 4 John Mackey Player of the Week after recording a career-high 154 yards on six receptions in the win over Southern Miss. He became the first Tech tight end with 100 receiving yards in a game since 2009, and his total is the most by an FBS tight end this season. Finley leads the Bulldogs with 14 catches for 231 yards. His 231 ranks fifth among tight ends and 99th nationally. He had receptions of 72 and 47 yards in the win.

10 GETS SIX

Linebacker Kolbe Fields recorded his first career interception return for a touchdown in Tech's 30-20 win over Southern Miss, returning a pick 48 yards to give the Bulldogs a 23-10 lead. He added a team-high nine tackles, 0.5 TFLs and 0.5 sacks, earning CUSA Defensive Player of the Week honors for the first time in his career. The New Orleans native has led the team in tackles in three of four games and leads the Bulldogs with 38 stops on the season.

GANDY GETS 1K

Wide receiver Devin Gandy surpassed 1,000 career receiving yards after recording 38 yards against Southern Miss. Gandy transferred to Louisiana Tech with 892 career yards after five seasons at Sacramento State. The first-year Bulldog has caught seven passes for 126 yards through four games, with three of those receptions going for 25 yards or more. Gandy has caught 75 passes for 1,018 yards and six scores in his career.

FIRST TIME STARTERS

LA Tech is tied for the most first-time starters in the FBS this season with 14. The Bulldogs share the top spot with Navy. The list includes players that have made their first FBS start this season. Amari Butler became Tech's 14th first-time starter against Southern Miss.

- Trey Kukuk - QB
- Blake Baker- QB
- Marquese Singleton Jr. - WR
- Devin Gandy - WR
- Dane Benedix - WR
- Dedrick Latulas - WR
- Ashanti Cole - OL
- Troy Smith III - OL
- Emmanuel Oguns - DL
- Judd Rouyey - DL
- Jayden Madkins - DL
- Jakari Foster - DB
- Jhamal Shelby Jr. - DB
- Amari Butler - DB

DOWNFIELD DOGS

The Bulldogs' offense registered eight plays of 20 yards or more against NMSU, including five passes and three rushes for a total of 267 yards. LA Tech had a combined five plays of 20-plus yards in the first two games before logging eight against the Aggies. Three went for 40 or more yards, highlighted by Blake Baker's 56-yard pass to David Pierro, a 42-yard pass from Trey Kukuk to Marlion Jackson and a 40-yard connection from Baker to Jalen Mickens. Devin Gandy added two explosive plays with receptions of 25 and 20 yards. Baker led the ground game with a 38-yard run, followed by Kukuk (24) and Clay Thevenin (22).

RUNNING WILD

The LA Tech offense ran for 353 yards on 65 attempts against New Mexico State. The 65 carries marked the program's most in a game since 2011 and the fifth most in school history. The 353 yards were the most in a game since the Bulldogs posted 367 against Northwestern State in 2023 and tied for the 10th most in program history. Blake Baker became just the second quarterback in program history to rush for more than 100 yards in a game, finishing with 103 yards. Running backs Omiri Wiggins and Clay Thevenin each added 68 yards, while Andrew Burnette tallied 41 yards, followed by Trey Kukuk with 40.

PICK CITY

The LA Tech defense added two interceptions against New Mexico State, giving the Bulldogs five through three games. LA Tech finished with five interceptions in 13 games last season. Jakari Foster leads the team with two, while Kam Franklin, Michael Richard and Zion Nason each have one.

OFFENSIVE OUTPUT

Sonny Cumbie saw his team record 574 total yards of offense in the win over New Mexico State, the most in a game under his tenure. The Bulldogs rushed for 353 yards and added 221 through the air. Tech posted 406 yards in the first half alone, marking the first time since 2012 that a CUSA team has tallied 400 yards of offense in a half. The Bulldogs racked up 551 yards of offense against Middle Tennessee in 2024, along with 516 yards against SFA and 504 yards against North Texas in 2022.

CEDRIC SET FOR 50

Sixth-year senior cornerback Cedric Woods will play his 50th game as a Bulldog on Saturday against New Mexico State. The Monroe native joined the team in 2020 and is one of four cur-



rent players remaining from the Skip Holtz era.

Woods has started 47 of his 49 career games, including 10 as a true freshman in 2020. He started all 12 games in 2021, appeared in three games with one start in 2022 due to injury, and returned to start 10 games in 2023 and 12 in 2024.

GANDY GETS HIS FIRST

It was a night of firsts for Sacramento State transfer wide receiver Devin Gandy, who made his first FBS start and caught his first FBS touchdown against No. 3 LSU in front of more than 100,000 fans Saturday night. Gandy hauled in a 33-yard reception from quarterback Blake Baker late in the fourth quarter to get the Bulldogs on the board. The sixth-year player has reeled in two passes for 43 yards and one touchdown through two games.

LIVING BEHIND THE LINE

The LA Tech defense raised its season total to 20 tackles for loss after recording eight against LSU. Nine players registered at least half a tackle for loss, while five finished with one or more. The Bulldogs have had 14 players record at least half a tackle for loss this season. Tech is tied for sixth nationally with 20 TFLs. Mekhi Mason leads both the team and the nation with six, followed by Sifa Leota with 3.5 and Kolbe Fields with 2.5.

HAVE A DAY BIRTHDAY BOY

Second-year Bulldog Mekhi Mason had a 21st birthday to remember against Southeastern, setting career highs in tackles, tackles for loss and sacks. The Syracuse transfer was named Conference USA Defensive Player of the Week after recording nine tackles, 4.5 tackles for loss, two sacks and one pass breakup. Mason's 4.5 tackles for loss are the most by any player in a game this season and the third most in a single game in program history.

SPREAD IT AROUND

Eight different players caught a pass in the opener against SLU. Tight end Eli Finley led the team with four grabs, followed by receiver Marques Singleton Jr., who snared three passes. Dedrick Latulas, Omiri Wiggins, Devin Gandy, Jacob Fields, Jalen Mickens and Dane Benedix all caught one pass each.

WENT AND TOOK IT

The LA Tech defense set the tone early against SLU as Jakari Foster intercepted a pass on the game's opening drive. The Bulldogs forced two more turnovers in the second half, with defensive lineman Zion Nason picking off a

pass in the red zone and returning it 25 yards, followed by a forced fumble from Amari Butler that was scooped up and returned 80 yards for a touchdown by Oklahoma State transfer Kam Franklin.

BULLDOG DEBUT

LA Tech had 25 players make their Bulldog debuts in the win over Southeastern.

Of those, four earned their first start — three on offense and one on defense. Quarterback Trey Kukuk, wide receivers Marques Singleton Jr. and Dane Benedix debuted as starters on offense, while defensive lineman Emmanuel Oguns made his debut and start on defense. All four are junior college transfers.

LEVEL UP

Running back Andrew Burnette and wide receiver Tre Averhart joined the program, this summer after transferring from Keiser University, an NAIA program in Florida. The duo helped lead Keiser to the 2023 national championship and a return trip to the title game in 2024.

Burnette rushed for 2,338 yards and 31 touchdowns on 360 carries across two seasons with the Seahawks, earning third-team All-America honors in 2024. Averhart recorded 40 receptions for 539 yards and seven touchdowns last season.

CALIFORNIA CONNECTION

When looking to fill holes at the skill positions, one thing stands out on Louisiana Tech's roster this season — the 10 players from California, the third-most populous state represented on 2025 roster.

The Bulldogs added 10 transfers from California, including eight from the junior college level, one from the FCS and one from the FBS.

The breakdown includes nine players on offense and one on defense. Tech added two quarterbacks, five wide receivers, two tight ends and one defensive back. The trio of Trey Kukuk, Dane Benedix and Brayden Bockler all played together at Saddleback College, while Teddy Booras and David Pierro were teammates at Diablo Valley College.

FREAK ON THE FIELD

Every college football season, Bruce Feldman, a national college football insider for The Athletic, puts out his "College Football Freaks List", and LA Tech running back Omiri Wiggins checks in at No. 86 on the 2025 Freaks List. Feldman relies on intel from coaches, schools,

teammates, parents, NFL scouts, NFL Scouting Combine trainers and agents.

Wiggins, a 5-10, 206-pound junior, saw action in all 13 games with 11 starts last season. He finished the season with 527 rushing yards and four scores on 111 attempts. Wiggins also caught 20 passes for 126 yards and two scores. The Lafayette native can squat 585 pounds, bench 340 pounds, while recording 21.9 max velocity and a 34.5 inch vertical.

THE PIERRO BROTHERS

Wide receiver David Pierro, a transfer from Diablo Valley College, and cornerback Jordan Pierro, a transfer from Fresno State, both joined LA Tech's roster this summer, becoming the first pair of brothers on the team since 2013. The Bulldogs last had brothers on the roster in 2013 with twins Jon and Richard Greenwalt, along with Beau and Lyle Fitte.

David is a 2022 graduate of Clovis West High School, while Jordan graduated in 2024. Jordan comes to Ruston after redshirting at Fresno State last season. David joins Tech after recording 92 receptions for 1,225 yards and 10 touchdowns across two seasons at Diablo Valley.

BOTH SIDES OF THE FIELDS

In high school, Jacob Fields recorded 156 tackles, eight interceptions and three forced fumbles on defense, while adding 22 touchdowns and 1,108 all-purpose yards on the offensive side of the ball in his career.

The Texas native signed with LA Tech as a defensive back but was quickly moved to running back prior to the start of his freshman season in 2023 due to injuries in the room. He appeared in 11 games with one start against Nebraska, while registering 26 carries for 105 yards and two touchdowns on the season. Fields also hauled in 12 passes for 97 yards.

In 2024, Fields moved back to the defensive side of the ball and played in all 13 games with eight starts at safety. He tallied 54 tackles, 5.5 tackles for loss, two interceptions, four pass breakups and one fumble recovery.

In 2025, fans can expect to see Fields on both sides of the field as he has been lining up at both safety and receiver during spring practice and fall camp.

The junior is believed to be one of Tech's first two-way players in more than 50 years. On record, Joe Hinton (1957-60), Leo Sanford (1947-50) and J.W. Slack (1957-59) are three of the Bulldogs' top former two-way stars, each earn-



ing induction into the LA Tech Hall of Fame.

FRESH TURF

The Bulldogs will play on a new surface this season at Origin Bank Field at Joe Aillet Stadium as a turf upgrade took place for the first time in 10 years. The new-look design now features the Origin Bank logo.

The playing surface is Pivot 1.5 by Hellas and was developed at the Center for Turf Innovation (CTI) with college and professional athletes. Pivot combines traditional sports fibers with newer thinner fibers that look and feel more like natural grass.

MCCOWN ON THE CALL

Former Bulldog quarterback and Louisiana Tech Athletics Hall of Famer Luke McCown will serve as color analyst alongside Malcolm Butler for ESPN+ broadcasts of Tech's first two home games (Aug. 30 vs. Southeastern, Sept. 13 vs. New Mexico State). McCown, the program's all-time leader in passing yards (12,994), completions (1,088) and attempts (1,827), played 14 years in the NFL and previously worked as a sideline reporter for the LA

Tech Sports Network (2021-22).

HOME GROWN DOGS

LA Tech's roster features seven players from Ruston High School, which is the second most players from a single high school on an FBS roster this season. Fresno State leads the nation with eight.

The Bulldogs' hometown group includes three 2025 graduates in Dylone Brooks, Zheric Hill and Zander Hayes, followed by 2024 grads Jadon Mayfield, Jacoryian Crowe and Will Fendley. Christian Davis is the most experienced of the group, graduating from Ruston in 2023.

REPLACING RECEPTIONS

Tech must replace 173 receptions lost to graduation and transfers from 2024. Eli Finley leads the returning pass catchers with 27 receptions at the FBS level, followed by Marlion Jackson (26), Omiri Wiggins (20) and Jay Wilkerson (13). The Bulldogs added experienced junior college standouts Marques Singleton Jr. (128 catches), David Pierro (92), Chase Grosfeld (77) and Dane Benedix (49), along with Sacramento State transfer Devin Gandy (68).

LEAGUE ON NOTICE

LA Tech linebacker Kolbe Fields enters his third season with the program, and the redshirt se-

nior has already put the league on notice after being voted the 2025 Conference USA Preseason Defensive Player of the Year. He earned All-CUSA second-team honors in 2024, his first season as a starter.

The New Orleans native started in 11 games last season, recording 71 tackles (38 solo, 33 assists), nine tackles for loss, 1.5 sacks, one interception, two forced fumbles and two pass breakups. He recorded three games with double-digit tackles and led Bulldogs in tackles four times.

IN FOR THE DOG HAUL

The Bulldogs have eight players on this year's roster that have been at LA Tech for at least four seasons. Cedric Woods enters his sixth year with the team, while Kenneth Bannister, Ean Burch, and Josh Cobbs enter their fifth. Brett Canis, Landon Nelson, and Jhamal Shelby Jr. round out the list as four-year members of the program. Woods leads the group with 48 games played, followed by Canis (23), Bannister (22), Nelson (21), and Cobbs (20).

LIKE FATHER LIKE SON

For the second straight season, Louisiana Tech will have multiple players with Bulldog bloodlines on its roster. Jackson Bradley, son of Josh Bradley (TE, 1995-97); Brayden Curry, son of DJ Curry (WR, 2000-03); Kaegan Kent, son of Marty Kent (K, 1994-97); and Jay Simon, son of John Simon (RB, 1998-01), have all followed in their fathers' footsteps as Bulldogs. Jay and Brayden enter their second season with the program, while Jackson and Kaegan are first year players.

John Simon recorded over 3,700 yards and 15 touchdowns during his four seasons in Ruston. He caught 262 passes for 2,596 yards and 10 scores. Simon rushed for 1,121 yards and five touchdowns on 213 attempts. Josh Bradley caught 131 passes for 1,591 yards and 20 scores during his three seasons with the Bulldogs. He recorded 500+ yards in each of his three seasons. DJ Curry starred for the Bulldogs for four seasons, catching 171 passes for 2,241 yards and 17 touchdowns. Marty Kent made 50 career field goals for LA Tech and connected on 129 of 133 extra points.

DEGREE IN HAND

Louisiana Tech will have 10 players on this year's roster who have already earned their bachelor's degrees. Brett Canis, Landon Nelson, Jay Wilkerson and Cedric Woods graduated from Tech, while Tre Averhart, Andrew Burnette, Jonathan Denis, Devin Gandy, Benji

Johnson and Caleb Sims transferred into the program after earning degrees at their previous schools.

ALL ACROSS AMERICA

The Bulldogs will travel to two new states this season when they visit Delaware State and Washington State. Tech's contest against the Blue Hens in Newark, Delaware, will mark the 34th state the Bulldogs have played in, while their matchup one week later in Pullman, Wash., will be the 35th. The Bulldogs will also visit Georgia and Missouri for just the second time in program history.

In their travels, the Bulldogs will play games in all four time zones this season: vs. Southeastern (Central), at Kennesaw State (Eastern), at UTEP (Mountain) and at Washington State (Pacific). It will be the first time since 2012 that Tech has played in all four time zones.

STAFF UPDATES

Joining the Bulldog coaching staff this season includes six new coaches with five on the defensive side of the football and one on offense.

Tony Franklin | Offensive Coordinator

Returns to Louisiana Tech for his second stint as the OC after previously holding the same role for three seasons (2010-12). Led the Bulldogs to a 9-3 record in 2012 while leading the nation in scoring offense (51.50 ppg) and total offense (577.92 ypg). Was most recently the OC for Army Sprint Football in 2022.

Luke Olson | Defensive Coordinator

Comes to LA Tech after leading Jacksonville State to a Conference USA Championship in 2024 as the Gamecocks' defensive coordinator. He brings over a decade of defensive coaching experience at the FBS level, including two seasons as a DC. Served as the DC for one season at Tulsa in 2022.

Carlton Buckels | Cornerbacks

Buckels, who brings over 20 years of collegiate coaching experience to Ruston, arrives after a two-year stint as the cornerbacks coach at TCU. The Louisiana native coached NFL Draft picks in each of his first two seasons with the Horned Frogs. Buckels has also spent time at Tulsa and Baylor.

Josh Creech | Linebackers

Creech comes to Ruston after spending the 2024 season as the defensive coordinator at Midway High School in Waco, Texas. Prior to joining the staff at Midway HS, Creech spent six seasons as a defensive analyst at SMU (2018-21) and TCU (2022-23).



Sam Carter | Safeties

Carter joins the Bulldog coaching staff after serving as the cornerbacks coach at Purdue in 2023 and 2024. Carter arrived in West Lafayette after gaining experience throughout the SEC in stops at Missouri, Arkansas and Ole Miss.

Paul Randolph | Defensive Line

Randolph comes to Ruston following a one-year stint at Oklahoma State in the same role. Randolph arrived in Stillwater after serving as the defensive line coach at Indiana for the 2022 and 2023 seasons. He brings 27 years of collegiate coaching experience, with 24 years spent coaching the defensive line. He has spent 15 seasons at the Power Five level and has coached in 17 bowl games during his career.

COLLECTING CUSA AWARDS

Louisiana Tech and Houston are the only two teams that have garnered every individual award in Conference USA history. The Bulldogs have had at least one specialty award winner in seven of their 11 seasons in CUSA.

| <u>Player</u> | <u>Specialty Award</u> |
|------------------|---|
| Michael Richard | 2023 Freshman of the Year |
| Luke Anthony | 2020 Newcomer of the Year |
| J'Mar Smith | 2019 Offensive Player of the Year |
| Jaylon Ferguson | 2018 Defensive Player of the Year |
| Teddy Veal | 2017 Newcomer of the Year |
| Skip Holtz | 2016 Coach of the Year |
| Carlos Henderson | 2016 Offensive Player of the Year |
| | 2016 Special Teams Player of the Year |
| Ryan Higgins | 2016 Most Valuable Player |
| Jeff Driskel | 2015 Newcomer of the Year |
| Cody Sokol | 2014 Newcomer of the Year |

WHEN DOES CLASS START?

Louisiana Tech is the only university in Conference USA on a quarter system and one of just seven FBS schools that are currently on the quarter system schedule.

FBS Schools on Quarter System Conference

| | |
|----------------|--------|
| Louisiana Tech | CUSA |
| Northwestern | Big 10 |
| Oregon | Big 10 |
| Oregon State | PAC-2 |
| Stanford | ACC |
| UCLA | Big 10 |
| Washington | Big 10 |



/// CUSA STANDINGS

| | Overall | CUSA |
|-----------------------|------------|------------|
| Louisiana Tech | 3-1 | 1-0 |
| Delaware | 3-1 | 1-0 |
| WKU | 3-1 | 1-0 |
| Jacksonville State | 2-2 | 1-0 |
| Missouri State | 2-2 | 0-0 |
| Kennesaw State | 2-2 | 0-0 |
| New Mexico State | 2-1 | 0-1 |
| FIU | 2-3 | 0-1 |
| UTEP | 1-3 | 0-1 |
| Middle Tennessee | 1-3 | 0-1 |
| Liberty | 1-3 | 0-1 |
| Sam Houston | 0-4 | 0-1 |

/// PRESEASON BOWL INDEX

| | |
|----------------------------|------------|
| Liberty | 100% |
| WKU | 100% |
| Jacksonville State | 91.67% |
| Louisiana Tech..... | 75% |
| Sam Houston | 45.83% |
| UTEP | 41.67% |
| FIU | 37.50% |
| Delaware..... | 29.17% |
| Middle Tennessee..... | 25% |
| New Mexico State..... | 25% |
| Kennesaw State..... | 16.67% |
| Missouri State..... | 12.50% |

/// UPCOMING CUSA SLATE

| SATURDAY, Sept. 27 | | |
|------------------------------------|--------|--|
| NM State at New Mexico (MWN) | 3 p.m. | |
| Liberty at Old Dominion (ESPN+) | 5 p.m. | |
| MTSU at Kennesaw (ESPN+) | 5 p.m. | |
| Jax State at Southern Miss (ESPN+) | 6 p.m. | |
| WKU at Missouri State (ESPN+) | 6 p.m. | |
| LA Tech at UTEP (ESPN+) | 8 p.m. | |

/// AGAINST CUSA

| OPPONENT | RECORD |
|--------------------|----------------|
| FIU | 5-2 |
| Jacksonville State | 1-2 |
| Kennesaw State | 1-0 |
| WKU | 6-5 |
| Liberty | 0-1 |
| UTEP | 17-3-1 |
| New Mexico State | 9-6 |
| Middle Tennessee | 6-3 |
| Sam Houston | 2-2-1 |
| Missouri State | 0-1 |
| Delaware | 0-1 |
| TOTAL | 46-26-2 |

/// HONORS & AWARDS

PRESEASON ACCOLADES

A total of 9 Bulldogs received at least one pre-season award heading into the season.

Eli Finley

- 2025 John Mackey Award Watch List
- 2025 Allstate Wuerffel Trophy Watch List
- 2025 Athlon Preseason First Team All-CUSA
- 2025 Phil Steele Preseason First Team All-CUSA

Kolbe Fields

- 2025 CUSA Preseason Defensive Player of the Year
- 2025 CUSA Preseason Watch List
- 2025 Phil Steele Preseason First Team All-CUSA
- 2025 Athlon Preseason First Team All-CUSA
- 2025 HERO Sports Preseason Group of 5 All-American

Cedric Woods

- 2025 CUSA Preseason Watch List
- 2025 Athlon Preseason Second Team All-CUSA
- 2025 Phil Steele Preseason Fourth Team All-CUSA

Hayden Christman

- 2025 CUSA Preseason Watch List
- 2025 Phil Steele Preseason Second Team All-CUSA
- 2025 Athlon Preseason Third Team All-CUSA

Landon Nelson

- 2025 CUSA Preseason Watch List
- 2025 Athlon Preseason Third Team All-CUSA
- 2025 Phil Steele Preseason Third Team All-CUSA

Sifa Leota

- 2025 Athlon Preseason Second Team All-CUSA
- 2025 Phil Steele Preseason Third Team All-CUSA
- 2025 Polynesian Player of the Year Watch List

Omiri Wiggins

- 2025 Athlon Preseason Third Team All-CUSA
- 2025 Phil Steele Preseason Third Team All-CUSA

Jacob Fields

- 2025 Athlon Preseason Fourth Team All-CUSA

Evan Bullock

- 2025 Earl Campbell Tyler Rose Award Watch List

IN-SEASON AWARDS

Mekhi Mason

CUSA Defensive Player of the Week - Sept. 1

John Hoyet Chance

CUSA Special Teams Player of the Week - Sept. 1
CUSA Special Teams Player of the Week - Sept. 15

Kolbe Fields

CUSA Defensive Player of the Week - Sept. 22

Eli Finley

John Mackey Player of the Week - Week - Sept. 23

/// UNIFORM TRACKER

The Bulldogs have multiple uniform combinations. Here is a look at LA Tech's record in various uniform combinations over the last decade.

| Helmet-Jersey-Pants | Record |
|---|--------|
| White-White-White | 16-15 |
| <i>Last worn Nov. 16, 2024 at WKU</i> | |
| White-White-Blue | 5-10 |
| <i>Last worn Nov. 23, 2023 at Arkansas</i> | |
| White-White-Red | 0-3 |
| <i>Last worn Oct. 2, 2021 at NC State</i> | |
| White-Blue-White | 18-5 |
| <i>Last worn Nov. 11, 2023 vs. Sam Houston</i> | |
| White-Blue-Blue | 6-6 |
| <i>Last worn Oct. 22, 2024 vs. UTEP</i> | |
| White-LT Blue-White | 2-0 |
| <i>Last worn Aug. 30, 2025 vs. Southeastern</i> | |
| White-Red-White | 8-1 |
| <i>Last worn Nov. 30, 2024 vs. Kennesaw State</i> | |
| White-Red-Red | 1-2 |
| <i>Last worn: Sept. 6, 2025 vs. LSU</i> | |
| Red-White-White | 3-8 |
| <i>Last worn Oct. 10, 2023 at Middle Tennessee</i> | |
| Red-White-Blue | 2-6 |
| <i>Last worn Dec. 28, 2024 vs. Army</i> | |
| Red-White-Red | 2-4 |
| <i>Last worn Sept. 28, 2024 at FIU</i> | |
| Red-Red-Red | 3-4 |
| <i>Last worn Sept. 20, 2025 vs. Southern Miss</i> | |
| Red-Red-White | 2-0 |
| <i>Last worn Sept. 26, 2015 vs. FIU</i> | |
| Red-Blue-Blue | 2-1 |
| <i>Last worn Sept. 8, 2018 vs. Southern</i> | |
| Red-Blue-White | 3-1 |
| <i>Last worn Sept. 13, 2025 vs. NM State</i> | |
| Red-LT Blue-White | 0-2 |
| <i>Last worn Oct. 24, 2023 vs. New Mexico State</i> | |
| Blue-Blue-White | 1-0 |
| <i>Last worn Oct. 10, 2024 vs. MTSU</i> | |
| Blue-White-Blue | 0-1 |
| <i>Last worn Oct. 15, 2024 at. New Mexico State</i> | |

NOTABLE DEBUTS

| | |
|---------------------------|----------------|
| Blue helmet | Oct. 10, 2024 |
| Tech script helmet | Aug. 31, 2024 |
| LT Blue throwback jerseys | Oct. 22, 2022 |
| White helmet | Oct. 25, 2014 |
| Stars & Stripes helmet | Sept. 28, 2013 |



46-39



7-3



2-0



10-22



0-2



6-2



1-1



PRO DOGS (BULLDOGS IN THE NFL)



LA TECH BOWL HISTORY

1977 INDEPENDENCE BOWL
LA Tech 27, Louisville 14

2015 NEW ORLEANS BOWL
LA Tech 47, Arkansas State 28

1978 INDEPENDENCE BOWL
East Carolina 35, LA Tech 13

2016 ARMED FORCES BOWL
LA Tech 48, Navy 45

1990 INDEPENDENCE BOWL
LA Tech 34, Maryland 34

2017 FRISCO BOWL
LA Tech 51, SMU 10

2001 HUMANITARIAN BOWL
Clemson 49, LA Tech 24

2018 HAWAII BOWL
LA Tech 31, Hawaii 14

2008 INDEPENDENCE BOWL
LA Tech 17, Northern Illinois 10

2019 INDEPENDENCE BOWL
LA Tech 14, Miami (Fla.) 0

2011 POINSETTIA BOWL
TCU 31, LA Tech 24

2020 NEW ORLEANS BOWL
Georgia Southern 38, LA Tech 3

2014 HEART OF DALLAS BOWL
LA Tech 35, Illinois 18

2024 INDEPENDENCE BOWL
Army 27, LA Tech 6



TERRY BRADSHAW
LA TECH (1966-69)
PRO FOOTBALL HALL OF FAME 1989

WILLIE ROAF
LA TECH (1989-92)
PRO FOOTBALL HALL OF FAME 2012

FRED DEAN
LA TECH (1971-74)
PRO FOOTBALL HALL OF FAME 2008



LA TECH INDIVIDUAL

OFFENSE

Rushed for 100 yards..... 103, **Blake Baker vs. NM State (9/13/25)**
 Rushed for 200 yards..... 207, Kenneth Dixon vs. Southern Miss (11/9/13)
 Rushed for 3 touchdowns..... 3, Omiri Wiggins vs. Kennesaw (11/30/24)
 Rushed for 4+ touchdowns..... 4, Marcus Williams Jr. vs. Charlotte (11/13/21)
 Had a 70-yard run from scrimmage..... 74, Justin Henderson vs. UMass (10/12/19)
 Had an 80-yard run from scrimmage..... 99, Kenneth Dixon at UL-Lafayette (9/6/14)
 Had 20 carries..... 21, Tyre Shelton vs. WKU (10/5/23)
 Had 25 carries..... 29, Marcus Williams Jr. vs. Charlotte (11/13/21)
 Had 30 carries..... 37, Israel Tucker at North Texas (12/3/20)
 Passed for 300 yards..... 384, Hank Bachmeier vs. Sam Houston (11/11/23)
 Passed for 400 yards..... 424, Parker McNeil at North Texas (10/15/22)
 Passed for 500 yards..... 502, Ryan Higgins at WKU (12/3/16)
 Threw for 3 touchdowns..... 5, Evan Bullock vs. Middle Tennessee (10/10/24)
 Threw for 4+ touchdowns..... 5, Evan Bullock vs. Middle Tennessee (10/10/24)
 Had a 70-yard pass from scrimmage..... 72, **Blake Baker vs. Southern Miss (9/20/25)**
 Had 30 completions..... 33, Hank Bachmeier vs. FIU (8/26/23)
 Had 35 completions..... 36, Ryan Higgins at Middle Tennessee (9/24/16)
 Had 40 completions..... 44, Colby Cameron vs. Texas A&M (10/13/12)
 Had 50 pass attempts..... 51, J'Mar Smith at Texas (8/31/19)
 Had 60 pass attempts..... 60, Colby Cameron vs. Utah State (11/1/12)
 Had 100 yards receiving..... 154, **Eli Finley vs. Southern Miss (9/20/25)**
 Had 200 yards receiving..... 212, Malik Stanley vs. Southern Miss (10/19/19)
 Caught 2 touchdown passes..... 2, Tru Edwards vs. Jax State (11/9/24)
 Caught 3+ touchdown passes..... 3, Tre Harris vs. Rice (10/22/22)
 Had 10 receptions..... 10, Tru Edwards vs. Kennesaw (11/30/24)
 Had 15 receptions..... 17, Trent Taylor at Middle Tennessee (9/24/16)

DEFENSE

Intercepted 2 passes..... 2, Myles Brooks vs. Middle Tennessee (11/5/22)
 Intercepted 3 passes..... 3, Amik Robertson vs. Southern Miss (10/19/19)
 Recorded 2 sacks..... 2.0, **Mekhi Mason vs. Southeastern (8/30/25)**
 Recorded 3+ sacks..... 4.0, Willie Baker at Hawai'i (12/22/18)
 Had 10 tackles..... 10, **Kolbe Fields vs. NM State (9/13/25)**
 Had 15 tackles..... 15, Myles Heard vs. Northwestern State (9/9/23)
 Had 20 tackles..... 20, Quincy Stewart at Texas A&M (9/12/98)
 Had 3 tackles for loss..... 4.5, **Mekhi Mason vs. Southeastern (8/30/25)**
 Had 4+ tackles for loss..... 4.5, **Mekhi Mason vs. Southeastern (8/30/25)**
 Returned an interception for a TD..... **Kolbe Fields (48 yards) vs. Southern Miss (9/20/25)**
 Returned a fumble for a TD..... **Jacob Bradford (20 yards) vs. NM State (9/13/25)**

SPECIAL TEAMS

Made 3 field goals..... 3, Buck Buchanan at NMSU (10/15/24)
 Made 4+ field goals..... 4, Buck Buchanan at WKU (11/16/24)
 Made a 50-yard field goal..... 55, **John Hoyet Chance vs. NM State (9/13/25)**
 Made a 60-yard punt..... 61, **John Hoyet Chance (9/20/25)**
 Returned a punt for a TD..... Smoke Harris (67 yards) at UTEP (9/29/23)
 Returned a kickoff for a TD..... Amik Robertson (30 yards) vs. FIU (9/20/19)
 Returned a blocked punt for a TD..... Michael Richard (6 yards) vs. Jax State (11/18/23)
 Returned a blocked field goal for a TD..... LeVander Liggins (54 yards) vs. UTEP (10/4/14)
 Returned a blocked PAT for a safety..... Amik Robertson vs. Mississippi State (9/9/17)

LA TECH TEAM

OFFENSE

300 yards rushing..... 353 vs. **NM State (9/13/25)**
 400 yards rushing..... 408 vs. Idaho (10/20/12)
 Rushed for 5 touchdowns..... 5 vs. North Texas (11/9/19)
 Rushed for 6+ touchdowns..... 7 vs. North Texas (11/7/15)
 Had 50 rushing attempts..... 65 vs. **NM State (9/13/25)**
 Had 60 rushing attempts..... 65 vs. **NM State (9/13/25)**
 400 yards passing..... 419 vs. Sam Houston (11/11/23)
 500 yards passing..... 516 vs. Stephen F. Austin (09/10/2022)
 600 yards passing..... 602 vs. Boise State (10/3/98)
 Threw for 5 touchdowns..... 5 vs. Middle Tennessee (10/10/24)
 Threw for 6+ touchdowns..... 6 vs. Houston Baptist (9/26/20)
 500 yards total offense..... 574 vs. **NM State (9/13/25)**
 600 yards total offense..... 689 vs. UMass (10/12/19)
 700 yards total offense..... 735 vs. Rice (10/29/16)
 Scored 50 points..... 51 vs. Northwestern State (9/9/23)
 Scored 60 points..... 66 vs. Houston Baptist (9/26/20)
 Scored 70 points..... 76 vs. Rice (11/29/14)
 Recorded 30 first downs..... 32 vs. Houston Baptist (9/26/20)
 Recorded 35 first downs..... 37 vs. North Texas (11/9/19)

DEFENSE

Registered 5+ sacks..... 5 vs. **Southeastern (8/30/25)**
 Forced 4+ turnovers..... 4 vs. Middle Tennessee (11/5/22)
 Scored a safety..... vs. Kennesaw (11/30/24)
 Posted a shutout..... 24-0 vs. **Southeastern (8/30/25)**
 Held an opponent under 250 total yards..... 146 vs. Kennesaw (11/30/24)
 Scored multiple defensive touchdowns..... 2 (2 INT returns) vs. SMU (12/20/17)

SPECIAL TEAMS

Blocked a punt..... vs. UTEP (10/22/24)
 Blocked an extra point attempt..... at North Texas (10/15/22)
 Blocked a field goal attempt..... vs. Southern Miss (11/19/21)

OPPONENT INDIVIDUAL

OFFENSE

Rushed for 100 yards..... 127, Bryson Daily, Army (12/28/24)
 Rushed for 200 yards..... 210, DeWayne McBride, UAB (11/6/22)
 Rushed for 3 touchdowns..... 3, Bryson Daily, Army (12/28/24)
 Rushed for 4+ touchdowns..... 4, DeWayne McBride, UAB (11/6/21)
 Had a 70-yard run from scrimmage..... 72, Heinrich Haarberg, Nebraska (9/23/23)
 Had an 80-yard run from scrimmage..... 92, Ayo Adeyi at North Texas (10/15/2022)
 Had 20 carries..... 20, Hayden Reed, Army (12/28/24)
 Had 25 carries..... 27, Bryson Daily, Army (12/28/24)
 Had 30 carries..... 34, Tre Stewart, Jax State (11/9/24)
 Passed for 300 yards..... 392, **Braylon Braxton, Southern Miss (9/20/25)**
 Passed for 400 yards..... 448, Chris Reynolds, Charlotte (11/13/21)
 Passed for 500 yards..... 580, David Piland, Houston (9/8/12)
 Threw for 3 touchdowns..... 3, Austin Reed, WKU (10/5/23)
 Threw for 4+ touchdowns..... 4, Kaidon Salter, Liberty (11/4/23)
 Had a 70-yard pass from scrimmage..... 70, Austin Reed, WKU (10/5/23)
 Had an 80-yard pass from scrimmage..... 83, Ryan Metz, UTEP (11/18/17)
 Had 30 completions..... 31, Grayson James, FIU (10/28/22)
 Had 35 completions..... 44, Cole Kelley, Southeastern (9/11/21)
 Had 40 completions..... 44, Cole Kelley, Southeastern (9/11/21)
 Had 50 pass attempts..... 52, Gavin Hardison vs UTEP (10/08/2022)
 Had 60 pass attempts..... 77, David Piland, Houston (9/8/12)
 Had 100 yards receiving..... 118, **Carl Chester, Southern Miss (9/20/25)**
 Had 200 yards receiving..... 207, Malachi Corley, WKU (10/5/23)
 Caught 2 touchdown passes..... 2, Isaac TeSlaa, Arkansas (11/23/24)
 Caught 3+ touchdown passes..... 3, Malachi Corley, WKU (10/5/23)
 Had 10 receptions..... 11, Roderic Burns, North Texas (9/16/23)
 Had 15 receptions..... 18, Kealoha Pilaes, Hawai'i (10/2/10)

DEFENSE

Intercepted 2 passes..... 2, Yam Banks, South Alabama (9/24/22)
 Intercepted 3 passes..... 3, Bene Benwikere, San Jose State (11/24/12)
 Recorded 2 sacks..... 4.0, Kale Edwards, NMSU (10/15/24)
 Recorded 3+ sacks..... 4.0, Kale Edwards, NMSU (10/15/24)
 Had 10 tackles..... 15, **Chris Jones, Southern Miss (9/20/25)**
 Had 15 tackles..... 15, **Chris Jones, Southern Miss (9/20/25)**
 Had 20 tackles..... 21, Matt Castelo, San Jose State (11/17/07)
 Had 3 tackles for loss..... 4.0, Kale Edwards (10/15/24)
 Had 4+ tackles for loss..... 4.0, Kale Edwards (10/15/24)
 Returned an interception for a TD..... DK Kaufman (33 yards), NC State (9/14/24)
 Returned a fumble for a TD..... Jeffery Simmons (90 yards), Mississippi State (9/9/17)

SPECIAL TEAMS

Made 3 field goals..... 3, **Damian Ramos, LSU (9/6/25)**
 Made 4+ field goals..... 4, Noah Raushenberg, North Texas (9/16/23)
 Made a 50-yard field goal..... 52, Kanoah Vinesett, NC State (9/14/24)
 Made a 60-yard punt..... 63, Kylan Dupre, Nicholls (8/31/24)
 Returned a punt for a TD..... Quan Bray (76 yards), Auburn (9/27/14)
 Returned a kickoff for a TD..... LaMareon James, Old Dominion (10/30/21)
 Returned a blocked punt for a TD..... Jeffery Simmons (0 yards), Mississippi State (9/9/17)
 Returned a blocked field goal for a TD..... Micael Egwuagu (82 yards), UTSA (11/12/16)

OPPONENT TEAM

OFFENSE

300 yards rushing..... 321, Army (12/28/24)
 400 yards rushing..... 475, North Texas (10/15/22)
 Rushed for 5 touchdowns..... 5, Missouri (9/1/22)
 Rushed for 6+ touchdowns..... 7, UAB (11/6/21)
 Had 50 rushing attempts..... 64, Army (12/28/24)
 Had 60 rushing attempts..... 64, Army (12/28/24)
 400 yards passing..... 448, Charlotte (11/13/21)
 500 yards passing..... 580, Houston (9/8/12)
 600 yards passing..... 630, Houston (8/31/91)
 Threw for 5 touchdowns..... 5, SMU (9/18/21)
 Threw for 6+ touchdowns..... 6, Fresno State (10/3/92)
 500 yards total offense..... 514, **Southern Miss (9/20/25)**
 600 yards total offense..... 602, Liberty (11/4/23)
 700 yards total offense..... 733, Rice (11/29/03)
 Scored 50 points..... 56, Liberty (11/4/22)
 Scored 60 points..... 61, Hawai'i (11/11/06)
 Scored 70 points..... 73, Houston (8/31/91)
 Negative yards rushing..... -31, at Southern Miss (10/25/14)
 Recorded 30 first downs..... 32, North Texas (9/16/23)
 Recorded 40 first downs..... 40, Houston (9/8/12)

DEFENSE

Registered 5+ sacks..... 5, NMSU (10/15/24)
 Forced 4+ turnovers..... 5, Nicholls (8/31/24)
 Scored a safety..... Sam Houston (10/29/24)
 Posted a shutout..... 29-0 by Kansas (9/6/08)
 Held LA Tech under 250 total yards..... 229, Arkansas (11/23/24)

SPECIAL TEAMS

Blocked a punt..... North Texas (9/25/21)
 Blocked an extra point attempt..... Nicholls (8/31/24)
 Blocked a field goal attempt..... NMSU (10/15/24)



2025 SUPERLATIVES

LA TECH INDIVIDUAL GAME HIGHS

| | | |
|---------------------|------|---|
| RUSHES | 16 | Trey Kukuk vs. Southeastern (8/30/25) |
| YARDS RUSHING | 103 | Blake Baker vs. NM State (9/13/25) |
| TD RUSHES | 1 | Clay Thevenin vs. Southeastern (8/30/25) |
| LONG RUSH | 38 | Blake Baker vs. NM State (9/13/25) |
| PASS ATTEMPTS | 21 | Blake Baker vs. Southern Miss (9/20/25) |
| PASS COMPLETIONS | 15 | Blake Baker vs. Southern Miss (9/20/25) |
| YARDS PASSING | 238 | Blake Baker vs. Southern Miss (9/20/25) |
| TD PASSES | 1 | Blake Baker vs. LSU (9/6/25) |
| | | Blake Baker vs. NM State (9/13/25) |
| | | Trey Kukuk vs. NM State (9/13/25) |
| LONG PASS | 72 | Blake Baker vs. Southern Miss (9/20/25) |
| RECEPTIONS | 6 | Eli Finley vs. Southern Miss (9/20/25) |
| YARDS RECEIVING | 154 | Eli Finley vs. Southern Miss (9/20/25) |
| TD RECEPTIONS | 1 | Devin Gandy vs. LSU (9/6/25) |
| LONG RECEPTION | 72 | Eli Finley vs. Southern Miss (9/20/25) |
| FIELD GOALS | 1 | Drew Henderson vs. Southeastern (8/30/25) |
| | | John Hoyet Chance vs. NM State (9/13/25) |
| LONG FIELD GOAL | 55 | John Hoyet Chance vs. NM State (9/13/25) |
| PUNTS | 9 | John Hoyet Chance vs. LSU (9/6/25) |
| PUNTING AVG | 49.8 | John Hoyet Chance vs. Southern Miss (9/20/25) |
| LONG PUNT | 61 | John Hoyet Chance vs. Southern Miss (9/20/25) |
| PUNTS INSIDE 20 | 4 | John Hoyet Chance vs. LSU (9/6/25) |
| LONG PUNT RETURN | 25 | Dedrick Latulas vs. Southeastern (8/30/25) |
| LONG KICKOFF RETURN | 41 | Fred Robertson vs. Southeastern (8/30/25) |
| TACKLES | 13 | Kolbe Fields vs. Southeastern (8/30/25) |
| | 13 | Sifa Leota vs. Southeastern (8/30/25) |

LA TECH TEAM GAME HIGHS

| | | |
|------------------|------|-----------------------------|
| RUSHES | 65 | vs. NM State (9/13/25) |
| YARDS RUSHING | 353 | vs. NM State (9/13/25) |
| YARDS PER RUSH | 5.4 | vs. NM State (9/13/25) |
| TD RUSHES | 3 | vs. NM State (9/13/25) |
| PASS ATTEMPTS | 26 | vs. LSU (9/6/25) |
| PASS COMPLETIONS | 15 | vs. LSU (9/6/25) |
| | 15 | vs. Southern Miss (9/20/25) |
| YARDS PASSING | 238 | vs. Southern Miss (9/20/25) |
| YARDS PER PASS | 11.3 | vs. Southern Miss (9/20/25) |
| TD PASSES | 2 | vs. NM State (9/13/25) |
| TOTAL PLAYS | 85 | vs. NM State (9/13/25) |
| TOTAL OFFENSE | 574 | vs. NM State (9/13/25) |
| YARDS PER PLAY | 6.8 | vs. NM State (9/13/25) |
| POINTS | 49 | vs. NM State (9/13/25) |
| SACKS BY | 5 | vs. Southeastern (8/30/25) |
| FIRST DOWNS | 28 | vs. NM State (9/13/25) |
| PENALTIES | 12 | vs. LSU (9/6/25) |
| PENALTY YARDS | 130 | vs. LSU (9/6/25) |
| TURNOVERS | 3 | vs. Southeastern (8/30/25) |
| INTERCEPTIONS BY | 1 | vs. Southeastern (8/30/25) |
| PUNTS | 9 | vs. LSU (9/6/25) |
| PUNTING AVG | 49.8 | vs. Southern Miss (9/20/25) |
| LONG PUNT | 61 | vs. Southern Miss (9/20/25) |
| PUNTS INSIDE 20 | 4 | vs. LSU (9/6/25) |
| LONG PUNT RETURN | 25 | vs. Southeastern (8/30/25) |

OPPONENT INDIVIDUAL GAME HIGHS

| | | |
|---------------------|------|--|
| RUSHES | 12 | Matt Jones, Southern Miss, (9/20/25) |
| YARDS RUSHING | 54 | Harlem Berry, LSU, (9/6/25) |
| TD RUSHES | 1 | Caden Durham, LSU, (9/6/25) |
| LONG RUSH | 48 | Zavion Thomas, LSU, (9/6/25) |
| PASS ATTEMPTS | 47 | Braylon Braxton, Southern Miss, (9/20/25) |
| PASS COMPLETIONS | 28 | Braylon Braxton, Southern Miss, (9/20/25) |
| YARDS PASSING | 392 | Braylon Braxton, Southern Miss, (9/20/25) |
| TD PASSES | 2 | Braylon Braxton, Southern Miss, (9/20/25) |
| LONG PASS | 42 | Braylon Braxton, Southern Miss, (9/20/25) |
| RECEPTIONS | 8 | Barion Brown, LSU, (9/6/25) |
| | 8 | Aaron Anderson, LSU, (9/6/25) |
| YARDS RECEIVING | 157 | PJ Johnson III, NM State, (9/13/25) |
| TD RECEPTIONS | 1 | Nic Anderson, LSU, (9/6/25) |
| LONG RECEPTION | 42 | Carl Chester, Southern Miss, (9/20/25) |
| FIELD GOALS | 3 | Damian Ramos, LSU, (9/6/25) |
| LONG FIELD GOALS | 46 | Damian Ramos, LSU, (9/6/25) |
| PUNTS | 7 | Alec Mahler, Southeastern (8/30/25) |
| PUNTING AVG | 45.2 | Reed Harradine, Southern Miss, (9/20/25) |
| LONG PUNT | 53 | Alec Mahler, Southeastern (8/30/25) |
| PUNTS INSIDE 20 | 1 | Grant Chadwick Damian Ramos, LSU, (9/6/25) |
| LONG PUNT RETURN | 17 | Kentrell Prejean, Southeastern (8/30/25) |
| LONG KICKOFF RETURN | 19 | Dijon Pride, NM State, (9/13/25) |
| TACKLES | 15 | Chris Jones, Southern Miss, (9/20/25) |
| SACKS | 1.5 | Rowan Briggs, Southeastern (8/30/25) |
| TACKLES FOR LOSS | 2.0 | Jamall Thompson Jr. NM State, (9/13/25) |
| | 2.0 | Tory Gethers, NM State, (9/13/25) |

OPPONENT TEAM GAME HIGHS

| | | |
|------------------|------|-------------------------|
| RUSHES | 44 | Southeastern (8/30/25) |
| YARDS RUSHING | 126 | Southeastern (8/30/25) |
| YARDS PER RUSH | 3.8 | LSU (9/6/25) |
| TD RUSHES | 1 | LSU (9/6/25) |
| PASS ATTEMPTS | 47 | Southern Miss (9/20/25) |
| PASS COMPLETIONS | 28 | Southern Miss (9/20/25) |
| YARDS PASSING | 392 | Southern Miss (9/20/25) |
| YARDS PER PASS | 14.0 | Southern Miss (9/20/25) |
| TD PASSES | 2 | NM State (9/13/25) |
| TOTAL PLAYS | 82 | Southern Miss (9/20/25) |
| TOTAL OFFENSE | 514 | Southern Miss (9/20/25) |
| YARDS PER PLAY | 6.3 | Southern Miss (9/20/25) |
| POINTS | 23 | LSU (9/6/25) |
| SACKS BY | 3 | Southeastern (8/30/25) |
| FIRST DOWNS | 29 | Southern Miss (9/20/25) |
| PENALTIES | 9 | LSU (9/6/25) |
| PENALTY YARDS | 77 | LSU (9/6/25) |
| TURNOVERS | 3 | Southeastern (8/30/25) |
| | 3 | NM State (9/13/25) |
| PUNTS | 7 | Southeastern (8/30/25) |
| PUNTING AVG | 45.2 | Southern Miss (9/20/25) |
| LONG PUNT | 53 | Southeastern (8/30/25) |
| PUNTS INSIDE 20 | 1 | LSU (9/6/25) |
| LONG PUNT RETURN | 17 | Southeastern (8/30/25) |



MISCELLANEOUS STATISTICS

GAMES WITH A RECEPTION

| Player | 2023 | 2024 | 2025 | Career |
|-----------------------|------|------|------|--------|
| Eli Finley | 1 | 11 | 3 | 15 |
| Marlion Jackson | 5 | 4 | 1 | 10 |
| Omiri Wiggins | - | 8 | 3 | 11 |
| Jay Wilkerson | - | 7 | - | 7 |
| Jacob Fields | 7 | - | 1 | 8 |
| Dedrick Latulas | 2 | 1 | 2 | 5 |
| Fred Robertson | - | 5 | 1 | 6 |
| Amani Givens | - | 5 | - | 5 |
| Marques Singleton Jr. | - | - | 4 | 4 |
| Devin Gandy | - | - | 4 | 4 |
| Jalen Mickens | - | - | 3 | 3 |
| Dane Benedix | - | - | 1 | 1 |
| Clay Thevenin | - | - | 2 | 2 |
| Andrew Burnette | - | - | 1 | 1 |
| David Pierro | - | - | 1 | 1 |
| Blake Baker | - | - | 1 | 1 |

GAMES WITH 5+ RECEPTIONS

| Player | 2023 | 2024 | 2025 | Career |
|-----------------|------|------|------|--------|
| Marlion Jackson | 0 | 1 | - | 1 |
| Eli Finley | 0 | 1 | 1 | 2 |

100 YARD GAMES

| Player | 2023 | 2024 | 2025 | Career |
|------------|------|------|------|--------|
| Eli Finley | 0 | 0 | 1 | 1 |

20+ YARD RECEPTION

| Player | 2023 | 2024 | 2025 | Career |
|-----------------|------|------|------|--------|
| Eli Finley | 0 | 5 | 4 | 9 |
| Jay Wilkerson | - | 6 | - | 6 |
| Marlion Jackson | 2 | 3 | 1 | 6 |
| Fred Robertson | - | 1 | - | 1 |
| Dedrick Latulas | 0 | 0 | 1 | 1 |
| Devin Gandy | - | - | 4 | 4 |
| Jalen Mickens | - | - | 1 | 1 |
| David Pierro | - | - | 1 | 1 |

40+ YARD RECEPTION

| Player | 2023 | 2024 | 2025 | Career |
|-----------------|------|------|------|--------|
| Jay Wilkerson | - | 1 | - | 1 |
| Eli Finley | 0 | 1 | 2 | 3 |
| Jalen Mickens | - | - | 1 | 1 |
| David Pierro | - | - | 1 | 1 |
| Marlion Jackson | 0 | 0 | 1 | 1 |

GAMES WITH A RECEIVING TOUCHDOWN

| Player | 2023 | 2024 | 2025 | Career |
|-----------------|------|------|------|--------|
| Eli Finley | 0 | 2 | - | 2 |
| Omiri Wiggins | - | 1 | 1 | 2 |
| Marlion Jackson | 0 | 1 | 1 | 2 |
| Jay Wilkerson | - | 1 | - | 1 |
| Devin Gandy | - | - | 1 | 1 |
| Jalen Mickens | - | - | 1 | 1 |

GAMES WITH MULTIPLE RECEIVING TOUCHDOWNS

| Player | 2024 | 2025 | Career |
|---------------|------|------|--------|
| Omiri Wiggins | 1 | - | 1 |

GAMES WITH 300 YARDS PASSING

| Player | 2022 | 2023 | 2024 | Career |
|--------|------|------|------|--------|
|--------|------|------|------|--------|

GAMES WITH MULTIPLE PASSING TOUCHDOWNS

| Player | 2023 | 2024 | 2025 | Career |
|--------------|------|------|------|--------|
| Evan Bullock | 0 | 4 | - | 4 |

20+ YARD RUNS

| Player | 2023 | 2024 | 2025 | Career |
|---------------|------|------|------|--------|
| Omiri Wiggins | - | 4 | - | 4 |
| Clay Thevenin | - | - | 2 | 2 |
| Jacob Fields | 1 | - | - | 1 |
| Blake Baker | - | 1 | 1 | 2 |
| Amani Givens | - | 1 | - | 1 |
| Trey Kukuk | - | - | 1 | 1 |

100 YARDS RUSHING

| Player | 2024 | 2025 | Career |
|---------------|------|------|--------|
| Amani Givens | 1 | - | 1 |
| Omiri Wiggins | 1 | - | 1 |
| Blake Baker | 0 | 1 | 1 |

GAMES WITH RUSHING TOUCHDOWN

| Player | 2023 | 2024 | 2025 | Career |
|-----------------|------|------|------|--------|
| Jacob Fields | 2 | - | - | 2 |
| Blake Baker | - | 1 | 2 | 3 |
| Omiri Wiggins | - | 2 | 2 | 4 |
| Evan Bullock | - | 1 | - | 1 |
| Amani Givens | - | 2 | - | 2 |
| Clay Thevenin | - | - | 2 | 2 |
| Andrew Burnette | - | - | 1 | 1 |

GAMES WITH MULTIPLE RUSHING TOUCHDOWNS

| Player | 2024 | 2025 | Career |
|---------------|------|------|--------|
| Omiri Wiggins | 1 | - | 1 |

GAMES WITH 15+ CARRIES

| Player | 2024 | 2025 | Career |
|---------------|------|------|--------|
| Omiri Wiggins | 2 | 1 | 3 |
| Blake Baker | 0 | 1 | 1 |
| Amani Givens | 1 | - | 1 |
| Trey Kukuk | - | 1 | 1 |

GAMES WITH DOUBLE DIGIT TACKLES

| Player | 2023 | 2024 | 2025 | Career |
|-----------------|------|------|------|--------|
| Kolbe Fields | - | 3 | 2 | 5 |
| Sifa Leota | 0 | 0 | 1 | 1 |
| Michael Richard | 0 | 1 | - | 1 |
| Jakari Foster | - | 1 | - | 1 |
| Jacob Fields | - | 1 | 1 | 2 |
| Mekhi Mason | 0 | 0 | 1 | 1 |

GAMES WITH A SACK (Half Sacks Included)

| Player | 2022 | 2023 | 2024 | 2025 | Career |
|-----------------|------|------|------|------|--------|
| Zion Nason | 2 | 3 | - | - | 5 |
| Kolbe Fields | - | - | 1 | 2 | 3 |
| Sifa Leota | - | - | 3 | 1 | 4 |
| Mekhi Mason | - | - | 1 | 2 | 3 |
| Kameron Carter | - | - | - | 1 | 1 |
| Christian Davis | - | - | 0 | 1 | 1 |
| Jadon Mayfield | - | - | 0 | 2 | 2 |
| Jojo Odom | - | - | - | 1 | 1 |
| Donovan Rieman | - | - | - | 1 | 1 |

GAMES LEADING LA TECH IN TACKLES

| Player | 2023 | 2024 | 2025 | Career |
|-----------------|------|------|------|--------|
| Kolbe Fields | - | 4 | 3 | 7 |
| Sifa Leota | - | 1 | 1 | 2 |
| Jacob Fields | - | 2 | - | 2 |
| Michael Richard | 0 | 1 | - | 1 |
| Jakari Foster | - | 1 | - | 1 |
| Mekhi Mason | - | 0 | 1 | 1 |

GAMES WITH AN INTERCEPTION

| Player | 2020 | 2021 | 2022 | 2023 | 2024 | 2025 | Career |
|-------------------|------|------|------|------|------|------|--------|
| Cedric Woods | 2 | 0 | 0 | 2 | 0 | - | 4 |
| Jakari Foster | - | - | - | - | 1 | 2 | 3 |
| Jacob Fields | - | - | - | - | 2 | - | 2 |
| Kolbe Fields | - | - | - | - | 1 | 1 | 2 |
| Jhamal Shelby Jr. | - | - | 0 | 1 | 0 | - | 1 |
| Michael Richard | - | - | - | 0 | 0 | 1 | 1 |
| Kam Franklin | - | - | - | - | - | 1 | 1 |

GAMES WITH A FUMBLE RECOVERY

| Player | 2020 | 2021 | 2022 | 2023 | 2024 | 2025 | Career |
|----------------|------|------|------|------|------|------|--------|
| Cedric Woods | 0 | 1 | 0 | 0 | 0 | - | 1 |
| Zion Nason | - | - | 0 | 1 | 0 | - | 1 |
| Sifa Leota | - | - | - | - | 1 | - | 1 |
| Jacob Fields | - | - | - | 0 | 1 | - | 1 |
| Kam Franklin | - | - | - | - | - | 1 | 1 |
| Jacob Bradford | - | - | - | - | 0 | 1 | 1 |



2025 CUMULATIVE STATISTICS

Team Results

| | Date | Opponent | | Score | Att. |
|---|------------|------------------|---|-------|--------|
| | 08/30/2025 | Southeastern La. | W | 24-0 | 12872 |
| | 09/06/2025 | at LSU | L | 7-23 | 101667 |
| * | 09/13/2025 | New Mexico St. | W | 49-14 | 13235 |
| | 09/20/2025 | Southern Miss. | W | 30-20 | 17108 |

Game Records

| Record | Overall | Home | Away | Neutral |
|----------------|---------|------|------|---------|
| ALL GAMES | 3-1 | 3-0 | 0-1 | 0-0 |
| CONFERENCE | 1-0 | 1-0 | 0-0 | 0-0 |
| NON-CONFERENCE | 2-1 | 2-0 | 0-1 | 0-0 |

Rushing

| Player | gp | att | gain | loss | net | avg | td | lg | avg/g |
|------------------|----------|------------|------------|------------|------------|------------|----------|-----------|--------------|
| Clay Thevenin | 4 | 31 | 169 | 7 | 162 | 5.2 | 2 | 33 | 40.5 |
| Blake Baker | 3 | 34 | 170 | 25 | 145 | 4.3 | 2 | 38 | 48.3 |
| Omiri Wiggins | 4 | 34 | 131 | 10 | 121 | 3.6 | 2 | 17 | 30.3 |
| Trey Kukuk | 3 | 25 | 129 | 25 | 104 | 4.2 | 0 | 24 | 34.7 |
| Andrew Burnette | 4 | 24 | 89 | 5 | 84 | 3.5 | 1 | 11 | 21.0 |
| Amani Givens | 4 | 6 | 25 | 0 | 25 | 4.2 | 0 | 9 | 6.3 |
| Mason Welch | 1 | 2 | 10 | 0 | 10 | 5.0 | 0 | 6 | 10.0 |
| Jacob Fields | 4 | 1 | 2 | 0 | 2 | 2.0 | 0 | 2 | 0.5 |
| Team | 4 | 5 | 0 | 5 | -5 | -1.0 | 0 | 0 | -1.3 |
| Total | 4 | 164 | 727 | 79 | 648 | 4.0 | 7 | 38 | 162.0 |
| Opponents | 4 | 130 | 515 | 113 | 402 | 3.1 | 1 | 48 | 100.5 |

Passing

| Player | gp | effic | comp-att-int | pct | yds | td | lg | avg/g |
|------------------|----------|--------------|-----------------|-------------|-------------|----------|-----------|--------------|
| Blake Baker | 3 | 159.4 | 26-45-0 | 57.8 | 466 | 2 | 72 | 155.3 |
| Trey Kukuk | 3 | 128.4 | 27-39-1 | 69.2 | 220 | 2 | 42 | 73.3 |
| Luke Watkins | 2 | 58.0 | 1-1-0 | 100.0 | -5 | 0 | 0 | -2.5 |
| Team | 4 | 0.0 | 0-1-0 | 0.0 | 0 | 0 | 0 | 0.0 |
| Total | 4 | 142.3 | 54-86-1 | 62.8 | 681 | 4 | 72 | 170.3 |
| Opponents | 4 | 118.0 | 86-152-6 | 56.6 | 1057 | 5 | 42 | 264.3 |

Receiving

| Player | gp | no. | yds | avg | td | lg | avg/g |
|-----------------------|----------|-----------|-------------|-------------|----------|-----------|--------------|
| Eli Finley | 4 | 14 | 231 | 16.5 | 0 | 72 | 57.8 |
| Marques Singleton Jr. | 4 | 10 | 66 | 6.6 | 0 | 15 | 16.5 |
| Devin Gandy | 4 | 7 | 126 | 18.0 | 1 | 33 | 31.5 |
| Omiri Wiggins | 4 | 4 | 25 | 6.3 | 1 | 17 | 6.3 |
| Clay Thevenin | 4 | 4 | 26 | 6.5 | 0 | 17 | 6.5 |
| Jalen Mickens | 4 | 4 | 62 | 15.5 | 1 | 40 | 15.5 |
| David Pierro | 4 | 3 | 64 | 21.3 | 0 | 56 | 16.0 |
| Dedrick Latulas | 4 | 2 | 30 | 15.0 | 0 | 25 | 7.5 |
| Marlion Jackson | 4 | 1 | 42 | 42.0 | 1 | 42 | 10.5 |
| Blake Baker | 3 | 1 | -5 | -5.0 | 0 | 0 | -1.7 |
| Jacob Fields | 4 | 1 | 3 | 3.0 | 0 | 3 | 0.8 |
| Fred Robertson | 3 | 1 | 5 | 5.0 | 0 | 5 | 1.7 |
| Dane Benedix | 4 | 1 | 2 | 2.0 | 0 | 2 | 0.5 |
| Andrew Burnette | 4 | 1 | 4 | 4.0 | 0 | 4 | 1.0 |
| Total | 4 | 54 | 681 | 12.6 | 4 | 72 | 170.3 |
| Opponents | 4 | 86 | 1057 | 12.3 | 5 | 42 | 264.3 |

Team Statistics

| | LATECH | OPP |
|------------------------------------|--------------------|-------------------|
| First Downs | 68 | 87 |
| Rushing | 37 | 23 |
| Passing | 23 | 49 |
| Penalty | 8 | 15 |
| Rushing Yardage | 648 | 402 |
| Rushing attempts | 164 | 130 |
| Average per rush | 4.0 | 3.1 |
| Average per game | 162.0 | 100.5 |
| TDs Rushing | 7 | 1 |
| Passing Yardage | 681 | 1057 |
| Comp-Att-Int | 54-86-1 | 86-152-6 |
| Average per pass | 7.9 | 7.0 |
| Average per catch | 12.6 | 12.3 |
| Average per game | 170.3 | 264.3 |
| TDs Passing | 4 | 5 |
| Total offense | 1329 | 1459 |
| Average per play | 5.3 | 5.2 |
| Average per game | 332.3 | 364.8 |
| Kick returns: #-Yards | 6-126 | 2-61 |
| Punt returns: #-Yards | 11-122 | 8-51 |
| Int returns: #-Yards | 6-102 | 1-0 |
| Fumbles-Lost | 0-0 | 4-2 |
| Penalties-Yards | 36-357 | 31-250 |
| Punts-Avg | 28-45.2 | 22-42.0 |
| Time of possession / game | 27:43 | 32:17 |
| 3rd-down conversion | 19/55 | 26/60 |
| 4th-down conversion | 3/4 | 0/4 |
| PAT-attempts | (12-13) 92% | (6-6) 100% |
| 2-point conversion-attempts | (1-1) 100% | (0-0) 0% |

Interceptions

| Player | no. | yds | avg | td | lg |
|------------------|----------|------------|-------------|----------|-----------|
| Jakari Foster | 2 | 0 | 0.0 | 0 | 0 |
| Kolbe Fields | 1 | 48 | 48.0 | 1 | 48 |
| Zion Nason | 1 | 25 | 25.0 | 0 | 25 |
| Michael Richard | 1 | 0 | 0.0 | 0 | 0 |
| Kam Franklin | 1 | 29 | 29.0 | 0 | 29 |
| Total | 6 | 102 | 17.0 | 1 | 48 |
| Opponents | 1 | 0 | 0.0 | 0 | 0 |





**2025-26 Louisiana Tech Football
Combined Team Statistics
All games**

Field Goals

| Player | fg | pct. | 01-19 | 20-29 | 30-39 | 40-49 | 50-99 | lg | blk |
|-------------------|------------|-------------|------------|------------|------------|------------|------------|-----------|----------|
| Drew Henderson | 3-4 | 75.0 | 1-1 | 2-2 | 0-0 | 0-1 | 0-0 | 27 | 0 |
| John Hoyet Chance | 1-1 | 100.0 | 0-0 | 0-0 | 0-0 | 0-0 | 1-1 | 55 | 0 |
| Opponents | 5-9 | 55.6 | 1-1 | 1-1 | 2-3 | 1-2 | 0-2 | 46 | 0 |

Punting

| Player | no. | yds | avg | lg | tb | fc | i20 | 50+ | blk |
|-------------------|-----------|-------------|-------------|-----------|----------|----------|-----------|-----------|----------|
| John Hoyet Chance | 28 | 1266 | 45.2 | 61 | 2 | 5 | 12 | 12 | 0 |
| Total | 28 | 1266 | 45.2 | 61 | 2 | 5 | 12 | 12 | 0 |
| Opponents | 22 | 924 | 42.0 | 53 | 1 | 5 | 2 | 5 | 0 |

Scoring

| Player | td | fg | PAT | | | | | | pts |
|-------------------|-----------|------------|--------------|----------|----------|----------|----------|----------|------------|
| | | | kick | rush | rcv | pass | dxp | saf | |
| Drew Henderson | - | 3-4 | 12-13 | - | - | - | - | - | 21 |
| Omiri Wiggins | 3 | - | - | - | - | - | - | - | 18 |
| Clay Thevenin | 2 | - | - | - | 1 | - | - | - | 14 |
| Blake Baker | 2 | - | - | - | - | 1 | - | - | 12 |
| Kolbe Fields | 1 | - | - | - | - | - | - | - | 6 |
| Devin Gandy | 1 | - | - | - | - | - | - | - | 6 |
| Marlion Jackson | 1 | - | - | - | - | - | - | - | 6 |
| Kam Franklin | 1 | - | - | - | - | - | - | - | 6 |
| Jacob Bradford | 1 | - | - | - | - | - | - | - | 6 |
| Andrew Burnette | 1 | - | - | - | - | - | - | - | 6 |
| Jalen Mickens | 1 | - | - | - | - | - | - | - | 6 |
| John Hoyet Chance | - | 1-1 | - | - | - | - | - | - | 3 |
| Total | 14 | 4-5 | 12-13 | 0 | 1 | 1 | 0 | 0 | 110 |
| Opponents | 6 | 5-9 | 6-6 | 0 | 0 | 0 | 0 | 0 | 57 |

Score by Periods

| Team | 1st | 2nd | 3rd | 4th | OT | TOT |
|----------------|-----|-----|-----|-----|----|-----|
| Louisiana Tech | 27 | 33 | 21 | 29 | 0 | 110 |
| Opponents | 17 | 17 | 10 | 13 | 0 | 57 |

Punt Returns

| Player | no. | yds | avg | td | lg |
|-----------------------|-----------|------------|-------------|----------|-----------|
| Dedrick Latulas | 10 | 96 | 9.6 | 0 | 25 |
| Marques Singleton Jr. | 1 | 26 | 26.0 | 0 | 26 |
| Total | 11 | 122 | 11.1 | 0 | 26 |
| Opponents | 8 | 51 | 6.4 | 0 | 17 |

Kick Returns

| Player | no. | yds | avg | td | lg |
|------------------|----------|------------|-------------|----------|-----------|
| Fred Robertson | 4 | 81 | 20.3 | 0 | 41 |
| Devin Gandy | 1 | 28 | 28.0 | 0 | 28 |
| Clay Thevenin | 1 | 17 | 17.0 | 0 | 17 |
| Total | 6 | 126 | 21.0 | 0 | 41 |
| Opponents | 2 | 61 | 30.5 | 0 | 42 |

All Purpose

| Player | g | rush | rcv | pr | kr | ir | total | avg/g |
|-----------------------|----------|------------|-------------|------------|------------|------------|-------------|--------------|
| Eli Finley | 4 | 0 | 231 | 0 | 0 | 0 | 231 | 57.8 |
| Clay Thevenin | 4 | 162 | 26 | 0 | 17 | 0 | 205 | 51.3 |
| Devin Gandy | 4 | 0 | 126 | 0 | 28 | 0 | 154 | 38.5 |
| Omiri Wiggins | 4 | 121 | 25 | 0 | 0 | 0 | 146 | 36.5 |
| Blake Baker | 3 | 145 | -5 | 0 | 0 | 0 | 140 | 46.7 |
| Dedrick Latulas | 4 | 0 | 30 | 96 | 0 | 0 | 126 | 31.5 |
| Trey Kukuk | 3 | 104 | 0 | 0 | 0 | 0 | 104 | 34.7 |
| Marques Singleton Jr. | 4 | 0 | 66 | 26 | 0 | 0 | 92 | 23.0 |
| Andrew Burnette | 4 | 84 | 4 | 0 | 0 | 0 | 88 | 22.0 |
| Fred Robertson | 3 | 0 | 5 | 0 | 81 | 0 | 86 | 28.7 |
| David Pierro | 4 | 0 | 64 | 0 | 0 | 0 | 64 | 16.0 |
| Jalen Mickens | 4 | 0 | 62 | 0 | 0 | 0 | 62 | 15.5 |
| Kolbe Fields | 4 | 0 | 0 | 0 | 0 | 48 | 48 | 12.0 |
| Marlion Jackson | 4 | 0 | 42 | 0 | 0 | 0 | 42 | 10.5 |
| Kam Franklin | 4 | 0 | 0 | 0 | 0 | 29 | 29 | 7.3 |
| Zion Nason | 4 | 0 | 0 | 0 | 0 | 25 | 25 | 6.3 |
| Amani Givens | 4 | 25 | 0 | 0 | 0 | 0 | 25 | 6.3 |
| Mason Welch | 1 | 10 | 0 | 0 | 0 | 0 | 10 | 10.0 |
| Jacob Fields | 4 | 2 | 3 | 0 | 0 | 0 | 5 | 1.3 |
| Dane Benedix | 4 | 0 | 2 | 0 | 0 | 0 | 2 | 0.5 |
| Total | 4 | 648 | 681 | 122 | 126 | 102 | 1679 | 419.8 |
| Opponents | 4 | 402 | 1057 | 51 | 61 | 0 | 1571 | 392.8 |

Total Offense

| Player | g | plays | rush | pass | total | avg/g |
|------------------|----------|------------|------------|-------------|-------------|--------------|
| Blake Baker | 3 | 79 | 145 | 466 | 611 | 203.7 |
| Trey Kukuk | 3 | 64 | 104 | 220 | 324 | 108.0 |
| Clay Thevenin | 4 | 31 | 162 | 0 | 162 | 40.5 |
| Omiri Wiggins | 4 | 34 | 121 | 0 | 121 | 30.3 |
| Andrew Burnette | 4 | 24 | 84 | 0 | 84 | 21.0 |
| Amani Givens | 4 | 6 | 25 | 0 | 25 | 6.3 |
| Mason Welch | 1 | 2 | 10 | 0 | 10 | 10.0 |
| Jacob Fields | 4 | 1 | 2 | 0 | 2 | 0.5 |
| Luke Watkins | 2 | 1 | 0 | -5 | -5 | -2.5 |
| Total | 4 | 250 | 648 | 681 | 1329 | 332.3 |
| Opponents | 4 | 282 | 402 | 1057 | 1459 | 364.8 |



2025 DEFENSIVE STATISTICS

Team Defense

| ## | Player | gp | Tackles | | | | tfl/yds | Sacks | Pass defense | | | Fumbles | | blkd | |
|---------------|-------------------|----------|------------|------------|------------|---------------|--------------|--------------|--------------|-----------|--------------|----------|----------|----------|--|
| | | | ua | a | tot | no-yds | | int-yds | brup | qbh | fr-yds | ff | kick | saf | |
| 10 | Kolbe Fields | 4 | 11 | 27 | 38 | 3-15 | 2-13 | 1-48 | . | . | . | . | . | . | |
| 9 | Mekhi Mason | 4 | 11 | 19 | 30 | 8-37 | 3-25 | . | 2 | . | . | . | . | . | |
| 42 | Sifa Leota | 4 | 7 | 18 | 25 | 4.5-6 | 0.5-1 | . | 3 | 4 | . | . | . | . | |
| 8 | Jacob Fields | 4 | 10 | 12 | 22 | 1.5-6 | . | . | 3 | . | . | . | . | . | |
| 1 | Michael Richard | 4 | 10 | 8 | 18 | 0.5-0 | . | 1-0 | . | . | . | . | . | . | |
| 7 | Jhamal Shelby Jr. | 4 | 6 | 10 | 16 | 1-0 | . | . | 7 | . | . | . | . | . | |
| 17 | Amari Butler | 4 | 7 | 6 | 13 | . | . | . | . | . | . | 1 | . | . | |
| 94 | Emmanuel Oguns | 4 | 2 | 11 | 13 | 2-6 | . | . | 1 | . | . | . | . | . | |
| 22 | Jadon Mayfield | 4 | 1 | 11 | 12 | 2-16 | 1.5-15 | . | . | 1 | . | 1 | . | . | |
| 98 | Donovan Rieman | 4 | . | 10 | 10 | 2-5 | 0.5-2 | . | 1 | 1 | . | . | . | . | |
| 6 | Jakari Foster | 4 | 4 | 6 | 10 | . | . | 2-0 | 1 | 1 | . | 1 | . | . | |
| 90 | Jayden Madkins | 4 | 1 | 8 | 9 | 0.5-0 | . | . | . | 2 | . | . | . | . | |
| 4 | Kam Franklin | 4 | 8 | 1 | 9 | . | . | 1-29 | 1 | . | 1-80 | . | . | . | |
| 91 | Caleb Sims | 4 | . | 8 | 8 | 1-2 | . | . | . | . | . | . | . | . | |
| 11 | Cedric Woods | 3 | 4 | 3 | 7 | . | . | . | 1 | . | . | . | . | . | |
| 0 | Sam Fongang | 4 | 3 | 4 | 7 | . | . | . | 1 | . | . | . | . | . | |
| 5 | Benji Johnson | 3 | 1 | 5 | 6 | . | . | . | . | . | . | . | . | . | |
| 96 | Zion Nason | 4 | 2 | 4 | 6 | . | . | 1-25 | 1 | . | . | . | . | . | |
| 2 | Joshua Cobbs | 4 | 2 | 3 | 5 | . | . | . | 1 | . | . | . | . | . | |
| 97 | Christian Davis | 4 | 1 | 4 | 5 | 1-10 | 1-10 | . | . | 1 | . | . | . | . | |
| 3 | Kameron Carter | 4 | 3 | 2 | 5 | 1-7 | 1-7 | . | 1 | . | . | . | . | . | |
| 21 | Zheric Hill | 2 | 1 | 4 | 5 | . | . | . | . | . | . | . | . | . | |
| 35 | Cole Watson | 4 | 2 | 2 | 4 | . | . | . | . | . | . | 1 | . | . | |
| 15 | JayT Jackson | 4 | 2 | 1 | 3 | . | . | . | 1 | . | . | . | . | . | |
| 18 | Marlion Jackson | 4 | 2 | . | 2 | . | . | . | . | . | . | . | . | . | |
| 20 | Kenyatta McNeese | 4 | 1 | 1 | 2 | . | . | . | . | . | . | . | . | . | |
| 99 | Judd Rouyea | 2 | . | 2 | 2 | 0.5-1 | . | . | . | . | . | . | . | . | |
| 95 | Trevell Vivians | 4 | . | 2 | 2 | . | . | . | 1 | . | . | . | . | . | |
| 45 | Jojo Odom | 4 | 1 | 1 | 2 | 0.5-4 | 0.5-4 | . | . | . | . | . | . | . | |
| 67 | Brett Canis | 4 | 1 | . | 1 | . | . | . | . | . | . | . | . | . | |
| 93 | Jacob Bradford | 4 | . | 1 | 1 | . | . | . | . | . | 1-20 | . | . | . | |
| 24 | Fred Robertson | 3 | 1 | . | 1 | . | . | . | . | . | . | . | . | . | |
| Totals | | 4 | 105 | 194 | 299 | 29-115 | 10-77 | 6-102 | 26 | 10 | 2-100 | 4 | 0 | 0 | |
| Opponents | | 4 | 126 | 182 | 308 | 25-82 | 8-41 | 1-0 | 14 | 8 | 0-0 | 0 | 0 | 0 | |





RUSTON - Louisiana Tech's defense stole the show in the season opener, pitching a shutout and powering the Bulldogs to a 24-0 victory over Southeastern Louisiana on Saturday night inside Joe Aillet Stadium.

LA Tech (1-0) kept SLU (0-1) off the scoreboard for all four quarters, forcing three turnovers and coming up with big stops to preserve the Bulldogs first shutout since . . . the last time they played in the Joe which was the home finale last season against Kennesaw State.

The starting linebacker trio for the 'Dogs were a menace all night. Kolbe Fields and Sifa Leota tallied 13 tackles each, and Mekhi Mason added nine stops (4.5 tackles for loss) and two sacks as part of a relentless effort that held SLU to just 3.6 yards per play.

The turning point came midway through the third quarter when defensive back Kam Franklin scooped up a fumble and raced 80 yards for a touchdown, stretching LA Tech's lead to 24-0. That defensive score capped a dominant third quarter in which the Bulldogs scored three touchdowns in a span of just over seven minutes.

LA Tech's offense found rhythm after a sluggish first half. Starting quarterback Trey Kukuk threw for 130 yards and a touchdown, connecting with Omiri Wiggins on a 17-yard strike to open the third-quarter surge. Running back Clay Thevenin added a 2-yard touchdown run after ripping off a 33-yard gain earlier in the drive.

Special teams also delivered, as Drew Henderson drilled an 18-yard chip shot just before halftime to give the Bulldogs a 3-0 edge at the break.

LA Tech finished with 262 yards of total offense but leaned heavily on its defense, which not only posted the shutout but also recorded four sacks, 11 tackles for loss, and held SLU to 0-for-2 on fourth down.

GAME NOTES

- With the win, LA Tech now leads the all-time series versus SLU, 30-7-2. The Bulldogs have won 10 straight over the Lions, the longest active winning streak against any opponent.

- LA Tech won its 12th straight season opener at home.

- The Bulldogs recorded their first shutout in a season opener since 1996, which came against Middle Tennessee. This was the first shutout against the Lions since 1972.

- LA Tech has now registered back-to-back shutouts at home for the first time since 1959-60 (shutout Kennesaw State, 33-0, in last season's home finale).

- Eli Finley led the Bulldogs in receiving with 59 yards on four catches (second most receiving yards in a single game by the tight end).

- Sifa Leota set career highs in both tackles (13) and tackles for loss (3.5).

- Mekhi Mason recorded a career-high 4.5 tackles for loss, which included two sacks. It is the third most tackles for loss in a single game in program history (most since 2018).

| Team Statistics | Southeastern | LA Tech |
|------------------------------|--------------|--------------|
| First Downs | 18 | 14 |
| Net Yards Rushing | 126 | 136 |
| Net Yards Passing | 145 | 126 |
| Comp. - Att. - Int. | 15-31-2 | 13-18-0 |
| Avg. / Att. | 4.7 | 6.6 |
| Avg. / Comp. | 9.7 | 9.7 |
| TDs | 0 | 1 |
| TOTAL OFFENSE YARDS | 271 | 262 |
| Plays | 75 | 53 |
| Avg. / Play | 3.6 | 4.9 |
| Fumbles - Lost | 2-1 | 0-0 |
| Penalties - Yards | 7-43 | 5-50 |
| PUNTS-YARDS | 7-303 | 7-336 |
| Avg. / Punt | 43.3 | 48.0 |
| Inside 20 | 40 | 3 |
| 50+ Yards | 2 | 4 |
| Touchbacks | 1 | 0 |
| Fair Catch | 2 | 0 |
| KICKOFFS-YARDS | 1-69 | 4-260 |
| Avg. Yards / Kickoff | 69.0 | 65.0 |
| Touchbacks | 0 | 4 |
| RETURNS | | |
| Punt: Total - Yards - TDs | 3-25-0 | 3-32-0 |
| Punt: Avg. / Return | 8.3 | 14.0 |
| Kickoff: Total - Yards - TDs | 0-0-0 | 1-41-0 |
| INT: Total - Yards - TDs | 0-0-0 | 2-25-0 |
| Possession Time | 35:10 | 24:50 |
| Sacks: Total - Yards | 3-15 | 5-35 |
| PAT: Total - Made | 0-0 | 3-3 |
| Field Goals: Total - Made | 0-0 | 1-1 |

Scoring Summary

- 2nd 00:00 LAT - Henderson, Drew 18 yd field goal
- 3rd 12:24 LAT - Wiggins, Omiri 17 yd pass from Kukuk, Trey (Henderson, Drew kick)
- 3rd 08:32 LAT - Thevenin, Clay 2 yd run (Henderson, Drew kick)
- 3rd 05:12 LAT - Franklin, Kam 80 yd fumble recovery (Henderson, Drew kick)

| Score by Quarters | 1st | 2nd | 3rd | 4th | Total |
|-------------------|-----|-----|-----|-----|-------|
| SLU | 0 | 0 | 0 | 0 | 0 |
| LA Tech | 0 | 3 | 21 | 0 | 24 |

Stadium: Origin Bank Field at Joe Aillet Stadium

Kickoff Time: 6:32 p.m.

End of Game: 10:06 p.m.

Attendance: 12,872





BATON ROUGE, La. - Louisiana Tech's defense battled for four quarters inside a sold-out Tiger Stadium, but the Bulldogs could not overcome No. 3 LSU in a 23-7 setback Saturday night in front of 101,667 fans.

LA Tech (1-1) held LSU (2-0) to just two touchdowns on the night and forced a trio of field goals, but the Tigers leaned on a balanced offensive attack and a defense that limited the Bulldogs to 154 total yards.

LA Tech's defense kept the game within reach, racking up eight tackles-for-loss. Mekhi Mason led the way with 11 tackles, including a sack, while Christian Davis, Jadon Mayfield, and Jojo Odom also registered sacks to help the Bulldogs bring down LSU quarterback Garrett Nussmeier three times. Michael Richard also created the lone turnover on the night, grabbing an interception on the Tigers opening drive to quickly silence the crowd.

Offensively, the 'Dogs got into LSU territory three times but were forced to punt all three. It was not until late in the fourth quarter when Blake Baker who came in at quarterback connected with Devin Gandy on a 33-yard touchdown strike to put LA Tech on the scoreboard, capping a 13-play, 74-yard drive.

Gandy led Tech with 33 receiving yards, while Eli Finley added four catches for 18 yards. Baker and Trey Kukuk combined for 96 passing yards against a fast LSU secondary. On the ground, Clay Thevenin paced Tech with 22 rushing yards, while Kukuk added 16.

Special teams kept the Bulldogs in it as well, with John Hoyet Chance averaging 38.4 yards on nine punts, pinning the Tigers inside their own 10 four times.

LSU struck first with a late first-quarter touchdown pass and added a field goal before halftime. The Tigers extended their lead to 17-0 in the third and tacked on two more field goals in the final frame, including one that was forced by the Bulldog defense stuffed the Tigers on three straight plays from inside the 3-yard line, to stay out of reach.

GAME NOTES

With the loss, LA Tech now trails in the all-time series versus LSU, 1-20. The 16-point loss was the second closest margin of victory for the Tigers in the series in the last 15 meetings.

With the announced attendance of 101,667, it was the fourth largest crowd that LA Tech has played in front of.

With a late touchdown, the Bulldogs extended their streak of scoring to 213 games (have not been shut out since 2008).

The Bulldog defense totaled 8.0 tackles for loss, the most they have ever had against the Tigers (on record). They had a combined 7.0 in the last two meetings.

The Bulldog defense tallied five pass breakups. They also had six against Southeastern in the season opener (first time with 5+ PBUs in back-to-back games since 2023).

Mekhi Mason registered a game-high 11 tackles, giving him back-to-back games with double-digit tackles. He also had a game-high 1.5 tackles for loss, giving him 6.0 for the season

through two games.

Michael Richard recorded his first career interception as a Bulldog.

Eli Finley led the Bulldogs in total receptions for a second straight game, reeling in four grabs.

Devin Gandy registered his first career touchdown as a Bulldog.

| Team Statistics | LA Tech | LSU |
|------------------------------|--------------|--------------|
| First Downs | 12 | 27 |
| Net Yards Rushing | 58 | 128 |
| Net Yards Passing | 96 | 237 |
| Comp. - Att. - Int. | 15-26-0 | 26-46-1 |
| Avg. / Att. | 3.7 | 5.8 |
| Avg. / Comp. | 6.4 | 91. |
| TDs | 1 | 1 |
| TOTAL OFFENSE YARDS | 154 | 365 |
| Plays | 53 | 75 |
| Avg. / Play | 2.9 | 4.9 |
| Fumbles - Lost | 0-0 | 1-0 |
| Penalties - Yards | 12-130 | 9-77 |
| PUNTS-YARDS | 9-346 | 3-126 |
| Avg. / Punt | 38.4 | 42 |
| Inside 20 | 4 | 1 |
| 50+ Yards | 1 | 1 |
| Touchbacks | 0 | 0 |
| Fair Catch | 2 | 1 |
| KICKOFFS-YARDS | 2-122 | 5-323 |
| Avg. Yards / Kickoff | 61.0 | 64.6 |
| Touchbacks | 1 | 4 |
| RETURNS | | |
| Punt: Total - Yards - TDs | 2-17-0 | 2-24-0 |
| Punt: Avg. / Return | 8.5 | 12.0 |
| Kickoff: Total - Yards - TDs | 1-16-0 | 1-42-0 |
| INT: Total - Yards - TDs | 1-0-0 | 0-0-0 |
| Possession Time | 23:08 | 36:52 |
| Sacks: Total - Yards | 3-27 | 2-10 |
| PAT: Total - Made | 1-1 | 2-2 |
| Field Goals: Total - Made | 0-0 | 3-4 |

Scoring Summary

- 1st 00:12 LSU - Nic, Anderson 7 yd pass from Nussmeier, Garrett (Ramos, Damian, kick)
- 2nd 06:24 LSU - Ramos, Damian 23 yd field goal
- 3rd 01:58 LSU - Durham, Caden 3 yd run (Ramos, Damian, kick)
- 4th 11:14 LSU - Ramos, Damian 46 yd field goal
- 4th 04:02 LAT - Gandy, Devin 33 yd pass from Baker, Blake (Henderson, Drew kick)
- 4th 01:55 LSU - Ramos, Damian 19 yd field goal

| Score by Quarters | 1st | 2nd | 3rd | 4th | Total |
|-------------------|-----|-----|-----|-----|-------|
| LA Tech | 0 | 0 | 0 | 7 | 7 |
| LSU | 7 | 3 | 7 | 6 | 23 |

Stadium: Tiger Stadium
 Kickoff Time: 6:32 p.m.
 End of Game: 9:59 p.m.
 Attendance: 101,667





RUSTON - Louisiana Tech opened Conference USA play with authority Saturday night, running past New Mexico State 49–14 at Origin Bank Field at Joe Aillet Stadium.

LA Tech (2-1, 1-0 CUSA) controlled the line of scrimmage from start to finish, piling up 353 rushing yards on 65 carries. Quarterback Blake Baker, making his first start of the season, led the effort with 103 yards and a touchdown on the ground, while also throwing for 182 yards and a score. Running backs Omiri Wiggins (68 yards, TD) and Andrew Burnette (41 yards, TD) added to the Bulldogs' depth in the backfield, with Clay Thevenin chipping in 68 yards of his own.

The Bulldogs jumped out to a 10–0 first-quarter lead behind a booming 55-yard field goal from John Hoyet Chance and a 40-yard touchdown strike from Baker to Jalen Mickens. Burnette's 11-yard touchdown run and a 42-yard pass from Trey Kukuk to Marlion Jackson stretched the lead to 24–0 early in the second quarter.

NM State (2-1, 0-1 CUSA) briefly clawed back into the game with two quick scores – Logan Fife connecting on long touchdown passes to Brodrick Malone (41 yards) and P.J. Johnson III (38 yards) – cutting the deficit to 24–14. But LA Tech steadied itself before halftime, adding a short field goal by Drew Henderson to take a 27–14 lead into the break.

The third quarter was a punt fest with both teams combining for seven punts and zero points. However, the fourth quarter was all Bulldogs. The defense forced three total turnovers, including a pivotal play early in the fourth when Jacob Bradford scooped up a fumble and returned it 20 yards for a touchdown.

From there, the rout was on: Baker scored on a one-yard keeper and Wiggins broke free for a 17-yard score as LA Tech piled up 22 points in the final period.

While the offense wore down the Aggies with its rushing attack, the Bulldog defense clamped down. LA Tech limited NM State to just 27 yards on the ground and shut them out over the final 30 minutes. Kam Franklin and Jakari Foster each grabbed interceptions, while Kolbe Fields led the team with 10 tackles.

In all, LA Tech outgained New Mexico State 574–308, dominated time of possession by more than 11 minutes, and converted 11-of-19 third downs.

GAME NOTES

- With the win, LA Tech now leads the all-time series versus New Mexico State, 9-6. The Bulldogs have now won five straight home-opening CUSA games.
- The Bulldogs improved to 9-4 in CUSA openers.
- LA Tech rushed the ball 65 times, the fifth most in a single game in program history. It is the most ever by the Bulldogs in a CUSA game and the most since 2011.
- The Bulldogs rushed for 353 yards, tied for the 10th most in a single game in program history. It is the most in a single game since 2013.
- LA Tech's 49 points are the ninth most the Bulldogs have ever scored in a CUSA game (most since 2019).
- The Bulldog defense scored two touchdowns. It marked the first time since 2016 that LA Tech has scored multiple defensive touchdowns in the same season.
- LA Tech registered two interceptions, bringing its season total to five (matching all last season). This is the first time since 2013 that the Bulldogs have registered at least one INT in each of the first three games of the season).
- The Bulldog defense allowed just 27 yards on the ground, the fewest in a single game since

2014 at Southern Miss.

- Blake Baker rushed for a game-high 103 yards, becoming just the second quarterback in program history to rush for 100+ yards in a single game.
- John Hoyet Chance made a 55-yard field goal, tied for the third longest in program history.
- Kolbe Fields led the Bulldogs in tackles with 10. It marked the fifth time in his Bulldog career he has recorded double-digit tackles in a single game.

| Team Statistics | NM State | LA Tech |
|------------------------------|----------|---------|
| First Downs | 12 | 28 |
| Net Yards Rushing | 27 | 353 |
| Net Yards Passing | 281 | 221 |
| Comp. - Att. - Int. | 17-33-2 | 11-20-1 |
| Avg. / Att. | 8.5 | 11.1 |
| Avg. / Comp. | 16.5 | 20.1 |
| TDs | 2 | 2 |
| TOTAL OFFENSE YARDS | 308 | 574 |
| Plays | 50 | 85 |
| Avg. / Play | 6.2 | 6.8 |
| Fumbles - Lost | 1-1 | 0-0 |
| Penalties - Yards | 7-75 | 11-101 |
| PUNTS-YARDS | 7-269 | 4-186 |
| Avg. / Punt | 38.4 | 46.5 |
| Inside 20 | 1 | 1 |
| 50+ Yards | 0 | 2 |
| Touchbacks | 0 | 1 |
| Fair Catch | 2 | 1 |
| KICKOFFS-YARDS | 3-179 | 9-598 |
| Avg. Yards / Kickoff | 59.7 | 66.4 |
| Touchbacks | 0 | 8 |
| RETURNS | | |
| Punt: Total - Yards - TDs | 2--2-0 | 3-30-0 |
| Punt: Avg. / Return | -1.0 | 10.0 |
| Kickoff: Total - Yards - TDs | 1-19-0 | 3-41-0 |
| INT: Total - Yards - TDs | 1-0-0 | 2-29-0 |
| Possession Time | 24:30 | 35:30 |
| Sacks: Total - Yards | 1-7 | 1-11 |
| PAT: Total - Made | 2-2 | 5-5 |
| Field Goals: Total - Made | 0-2 | 2-3 |

Scoring Summary

- 1st 09:50 LAT - Chance, John Hoyet 55 yd field goal
- 1st 05:36 LAT - Mickens, Jalen 40 yd pass from Baker, Blake (Henderson, Drew kick)
- 2nd 14:49 LAT - Burnette, Andrew 11 yd run (Henderson, Drew kick)
- 2nd 10:23 LAT - Jackson, Marlion 42 yd pass from Kukuk, Trey (Henderson, Drew kick)
- 2nd 09:46 NMS - Malone, Brodrick 41 yd pass from Fife, Logan (Hawk, Ryan kick)
- 2nd 01:52 NMS - Johnson III, P.J. 38 yd pass from Fife, Logan (Hawk, Ryan kick)
- 2nd 00:17 LAT - Henderson, Drew 27 yd field goal
- 4th 12:24 LAT - Bradford, Jacob 20 yd fumble recovery (Henderson, Drew kick)
- 4th 09:34 LAT - Baker, Blake 1 yd run (Thevenin, Clay pass), 4 plays, 49 yards
- 4th 09:06 LAT - Wiggins, Omiri 17 yd run (Henderson, Drew kick)

| Score by Quarters | 1st | 2nd | 3rd | 4th | Total |
|-------------------|-----|-----|-----|-----|-------|
| NM State | 0 | 14 | 0 | 0 | 14 |
| LA Tech | 10 | 17 | 0 | 22 | 49 |

Stadium: Origin Bank Field at Joe Aillet Stadium

Kickoff Time: 6:32 p.m.

End of Game: 9:59 p.m.

Attendance: 13,235





RUSTON - Louisiana Tech rode a dominant first half and a game-changing defensive score to knock off rival Southern Miss, 30-20, Saturday night inside Origin Bank Field at Joe Aillet Stadium.

LA Tech (3-1) posted all 30 of its points in the first half, building a 20-point lead at the midway point. That was all the scoring the Bulldogs needed as the defense limited USM (2-2) to just two scores in the second stanza to win the renewed rivalry that dates to 1935.

The 'Dogs came out firing in the opening quarter. Following a 3-and-out by the defense, LA Tech marched 74 yards in just two plays to grab the early lead on a one-yard keeper by quarterback Blake Baker. Setting up the easy score was a 73-yard catch-and-run by tight end Eli Finley who was wide open over the middle.

After the Golden Eagles quickly answered, kicker Drew Henderson booted a 24-yard field goal and Omiri Wiggins added a three-yard touchdown run to send the Bulldogs in front, 17-10, after one.

The second quarter proved decisive. Linebacker Kolbe Fields jumped a route and returned an interception 48 yards for a touchdown to give LA Tech a two-score cushion. Just before halftime, Clay Thevenin powered in from a yard out to cap a 14-play, 80-yard drive, sending the Bulldogs into the locker room with a commanding 30-10 lead.

USM controlled much of the second half statistically – finishing with 514 total yards compared to LA Tech's 340 – but the Bulldogs' defense bent without breaking. The Golden Eagles were stuffed on a goal-line stand in the third quarter and managed just a field goal and a late touchdown, never fully erasing the early deficit.

Baker finished an efficient 15-of-21 through the air for 239 yards and 29 yards on the ground. Finley led all receivers with six catches for a career-high 155 yards. Wiggins paced the ground attack with 49 rushing yards.

Defensively, Fields anchored the effort with nine tackles and the pick-six, while Mekhi Mason and Sifa Leota each added seven tackles. The linebacker trio also combined for two tackles-for-loss, three pass breakups, and two quarterback hurries.

GAME NOTES

- With the win, LA Tech now trails in the all-time series with Southern Miss, 18-36. The Bulldogs have won three of the last four meetings.
- LA Tech picked up its 650th win in program history.
- The Bulldogs have won four straight at home (averaging 34.0 points per game) and have outscored their opponents 136-34 in those games.
- LA Tech improved to 8-0 all-time when scoring 30+ points against USM. Each of the last six victories by the Bulldogs has coincided with scoring at least 30 points.
- The Bulldogs scored all 30 points in the first half, the most this season in the stanza.
- Three different Bulldogs rushed for a touchdown for the second straight game – Omiri Wiggins, Blake Baker, and Clay Thevenin.
- The Bulldog defense scored a touchdown for the third time this season (most since 2015).
- Eli Finley registered a game-high and career-high 155 receiving yards. It marked the first time since Dennis Morris (2009) that a Bulldog tight end registered 100+ receiving yards.

- Kolbe Fields posted his second career interception (first pick six). It is the first pick six by a Bulldog linebacker since Trey Baldwin in 2021.
- Opponents are now 0-for-4 on fourth downs against the Bulldogs. Southern Miss failed on two attempts.

| Team Statistics | USM | LA Tech |
|------------------------------|---------|---------|
| First Downs | 29 | 14 |
| Net Yards Rushing | 122 | 101 |
| Net Yards Passing | 392 | 238 |
| Comp. - Att. - Int. | 28-47-1 | 15-21-0 |
| Avg. / Att. | 8.3 | 11.3 |
| Avg. / Comp. | 14.0 | 15.9 |
| TDs | 2 | 0 |
| TOTAL OFFENSE YARDS | 514 | 339 |
| Plays | 82 | 59 |
| Avg. / Play | 6.3 | 5.7 |
| Fumbles - Lost | 0-0 | 0-0 |
| Penalties - Yards | 8-54 | 8-76 |
| PUNTS-YARDS | 5-226 | 8-398 |
| Avg. / Punt | 45.2 | 49.8 |
| Inside 20 | 0 | 4 |
| 50+ Yards | 2 | 5 |
| Touchbacks | 0 | 1 |
| Fair Catch | 0 | 2 |
| KICKOFFS-YARDS | 4-256 | 6-390 |
| Avg. Yards / Kickoff | 64.0 | 65.0 |
| Touchbacks | 2 | 6 |
| RETURNS | | |
| Punt: Total - Yards - TDs | 1-4-0 | 3-33-0 |
| Punt: Avg. / Return | 4.0 | 11.0 |
| Kickoff: Total - Yards - TDs | 0-0-0 | 1-28-0 |
| INT: Total - Yards - TDs | 0-0-0 | 1-48-1 |
| Possession Time | 32:36 | 27:24 |
| Sacks: Total - Yards | 2-9 | 1-4 |
| PAT: Total - Made | 2-2 | 3-4 |
| Field Goals: Total - Made | 2-3 | 1-1 |

Scoring Summary

- 1st 13:43 LAT - Baker,Blake 1 yd run (Henderson,Drew kick)
- 1st 12:15 USM - Heath,Kyirin 30 yd pass from Braxton,Braylon (Harradine,Reed kick)
- 1st 08:10 LAT - Henderson,Drew 24 yd field goal
- 1st 03:29USM - Harradine,Reed 38 yd field goal
- 1st 00:46 LAT - Wiggins,Omiri 3 yd run (Henderson,Drew kick)
- 2nd 14:01 LAT - Fields,Kolbe 48 yd interception
- 2nd 00:23LAT - Thevenin,Clay 1 yd run (Henderson,Drew kick)
- 3rd 00:58 USM - Harradine,Reed 30 yd field goal
- 4th 00:22 USM - Dalton,Davis 34 yd pass from Braxton,Braylon (Wilbanks,Creighton kick)

| Score by Quarters | 1st | 2nd | 3rd | 4th | Total |
|-------------------|-----|-----|-----|-----|-------|
| Southern Miss | 10 | 0 | 3 | 7 | 20 |
| LA Tech | 17 | 13 | 0 | 0 | 30 |

Stadium: Origin Bank Field at Joe Aillet Stadium

Kickoff Time: 6:32 p.m.

End of Game: 10:10 p.m.

Attendance: 17,108



/// OFFENSE STARTERS

| OPPONENT | LT | LG | C | RG | RT | TE/OL/WR | WR/TE | WRTE | WR | RB | QB |
|---------------------|-----------|------|----------|--------------|-----------|-----------|---------|---------------|---------|-----------|-------|
| Southeastern | Christman | Cole | Nelson | Brackins III | Bannister | Smith III | Finley | Singleton Jr. | Benedix | Wiggins | Kukuk |
| at LSU | Christman | Cole | Brackins | Denis | Bannister | Finley | Latulas | Singleton Jr. | Gandy | Wiggins | Kukuk |
| New Mexico State | Christman | Cole | Nelson | Denis | Bannister | Jackson | Latulas | Singleton Jr. | Gandy | Robertson | Baker |
| Southern Miss | Christman | Cole | Nelson | Denis | Bannister | Finley | Jackson | Singleton Jr. | Gandy | Wiggins | Baker |
| at UTEP | | | | | | | | | | | |
| at Kennesaw State | | | | | | | | | | | |
| WKU | | | | | | | | | | | |
| Sam Houston | | | | | | | | | | | |
| at Delaware | | | | | | | | | | | |
| at Washington State | | | | | | | | | | | |
| Liberty | | | | | | | | | | | |
| at Missouri State | | | | | | | | | | | |

/// DEFENSE STARTERS

| OPPONENT | DE | NT | DE | LB | LB | LB | CB | S | S | S | CB |
|---------------------|-------|-------|---------|-------|-------|-----------|--------|---------|--------|-----------|------------|
| Southeastern | Oguns | Nason | Rouyea | Mason | Leota | K. Fields | Woods | Richard | Foster | J. Fields | Shelby Jr. |
| at LSU | Oguns | Nason | Rouyea | Mason | Leota | K. Fields | Woods | Richard | Foster | J. Fields | Shelby Jr. |
| New Mexico State | Oguns | Nason | Madkins | Mason | Leota | K. Fields | Woods | Richard | Foster | J. Fields | Shelby Jr. |
| Southern Miss | Oguns | Nason | Madkins | Mason | Leota | K.Fields | Butler | Richard | Foster | J. Fields | Shelby Jr. |
| at UTEP | | | | | | | | | | | |
| at Kennesaw State | | | | | | | | | | | |
| WKU | | | | | | | | | | | |
| Sam Houston | | | | | | | | | | | |
| at Delaware | | | | | | | | | | | |
| at Washington State | | | | | | | | | | | |
| Liberty | | | | | | | | | | | |
| at Missouri State | | | | | | | | | | | |

