



Officials: Brent Dugas, Shane Land, Rodrick Nixon

UTEP - 66

Record: 16-7 (6-4)

NO.	Name	F	Min	FG			3P			FT			Rebounds			Fouls		TP	AS	TO	ST	Blocks		+/-
				M-A	M-A	M-A	OR	DR	TOT	PF	FD	OR	DR	TOT	BS	BA								
23	Otis Frazier III	F	35:09	6-11	2-6	2-7	7	2	9	2	7	16	2	3	2	0	3	2	0	1	1	1		
34	Kevin Kalu	F	24:30	4-7	0-0	1-2	2	8	10	4	1	9	0	0	1	0	0	1	0	2	5	5		
4	Corey Camper Jr.	G	26:28	1-6	0-3	1-2	0	5	5	3	1	3	1	2	2	2	0	0	0	-2				
5	David Terrell Jr.	G	29:39	2-6	1-4	0-0	0	2	2	4	1	5	6	4	1	0	0	5						
13	Devon Barnes	G	32:52	4-14	1-6	9-11	0	4	4	1	6	18	2	1	1	0	0	10						
33	Elijah Jones		08:54	2-3	0-1	0-0	0	2	2	0	0	4	0	0	1	1	0	-4						
3	Baylor Hebb		20:40	1-4	1-1	5-5	0	2	2	4	3	8	0	1	0	0	1	-2						
32	Derick Hamilton		06:36	1-1	0-0	0-0	0	0	0	3	0	2	0	0	0	0	0	2						
1	KJ Thomas		10:21	0-0	0-0	1-2	0	2	2	0	1	1	1	0	0	0	0	-2						
11	Trey Horton		04:51	0-0	0-0	0-0	0	0	0	1	0	0	0	0	0	0	0	2						
Team							0	0	0			0				1								
Totals				21-52	5-21	19-29	9	27	36	22	20	66	12	12	8	1	4	3						

Shooting By Period		
1st FG%	10-26	38.5%
3PT%	3-10	30.0%
FT%	5-10	50%
2nd FG%	11-26	42.3%
3PT%	2-11	18.2%
FT%	14-19	73.7%
GM FG%	21-52	40.4%
3PT%	5-21	23.8%
FT%	19-29	65.5%

Dead Ball Rebounds: 3, 6

Technical Fouls::NONE

New Mexico St. - 63

Record: 12-11 (5-5)

NO.	Name	F	Min	FG			3P			FT			Rebounds			Fouls		TP	AS	TO	ST	Blocks		+/-
				M-A	M-A	M-A	OR	DR	TOT	PF	FD	OR	DR	TOT	BS	BA								
12	Peter Filipovity	F	18:35	1-6	0-2	1-2	0	2	2	5	1	3	1	1	0	0	0	-1						
25	Emmanuel Tshimanga	C	22:08	2-2	0-0	9-12	4	2	6	1	6	13	0	1	1	2	0	1						
0	Dionte Bostick	G	26:09	1-8	1-5	0-1	0	5	5	1	2	3	2	0	1	0	2							
2	Zawdie Jackson	G	29:14	3-9	0-4	3-6	1	1	2	2	5	9	1	2	1	0	4							
3	Christian Cook	G	32:32	4-13	2-6	2-2	0	1	1	3	1	12	2	2	3	1	-9							
21	Robert Carpenter		24:47	2-9	1-5	2-2	3	7	10	3	2	7	1	0	0	0	-3							
1	Gabe Pickens		10:46	2-4	2-4	0-0	0	2	2	1	1	6	0	2	0	0	-7							
13	Jaden Harris		21:30	1-4	1-4	4-4	1	2	3	2	2	7	0	1	1	0	5							
34	Edward Nnamoko		02:36	0-0	0-0	0-0	0	0	0	0	0	0	0	0	0	0	-2							
4	Jae'Coby Osborne		08:32	0-0	0-0	1-2	2	1	3	1	2	1	0	0	0	0	-1							
19	Nate Tshimanga		03:11	1-1	0-0	0-0	0	1	1	1	0	2	0	0	0	0	-4							
Team							0	0	0			0				0								
Totals				17-56	7-30	22-31	11	24	35	20	22	63	7	9	7	4	1	-3						

Shooting By Period		
1st FG%	7-30	23.3%
3PT%	3-20	15.0%
FT%	7-9	77.8%
2nd FG%	10-26	38.5%
3PT%	4-10	40.0%
FT%	15-22	68.2%
GM FG%	17-56	30.4%
3PT%	7-30	23.3%
FT%	22-31	71.0%

Dead Ball Rebounds: 4, 5

Technical Fouls::NONE

	UTEP	NMSU
Biggest lead	11 (1st 12:18)	0 (1st 20:00)
Best Scoring Run	6(1st 13:41)	7(1st 3:04)
Lead Changes	0	
Times Tied	0	
Time with Lead	39:18	00:00

Points from	UTEP	NMSU
Turnovers	6	9
Paint	30	18
Second Chance	9	14
Fast Breaks	8	11
Bench	15	23

	Period by Period Scoring		
	1st	2nd	TOT
UTEP	28	38	66
NMSU	24	39	63



Period 1

Quarter Starters:

NMSU	0 Bostick D	2 Jackson Z	3 Cook C	12 Filipovity P	25 Tshimanga E
UTEP	4 Camper Jr. C	5 Terrell Jr. D	13 Barnes D	23 Frazier III O	34 Kalu K

Game Time	NMSU	Score	Diff	UTEP
20:00	25 TSHIMANGA E jumpball lost			34 KALU K jumpball won
19:31				4 CAMPER JR. C 3pt FG , jump shot missed
19:27				34 KALU K offensive rebound (1)
19:25				34 KALU K 2pt FG second chance in the paint, layup missed
19:18				23 FRAZIER III O offensive rebound (1)
19:18		0-2	-2	23 FRAZIER III O 2pt FG second chance in the paint, tip-in layup made (2)
18:56	12 FILIPOVITY P 3pt FG , jump shot missed			
18:52				34 KALU K defensive rebound (2)
18:32		0-5	-5	23 FRAZIER III O 3pt FG , jump shot made (5)
18:32				5 TERRELL JR. D assist (1)
18:16	2 JACKSON Z 3pt FG , jump shot missed			
18:12				34 KALU K defensive rebound (3)
18:08				23 FRAZIER III O 3pt FG , jump shot missed
18:05	0 BOSTICK D defensive rebound (1)			
17:43	25 TSHIMANGA E 2pt FG in the paint, layup made (2)	2-5	-3	
17:43	3 COOK C assist (1)			
17:20				34 KALU K 2pt FG outside the paint, jump shot blocked
17:20	25 TSHIMANGA E block (1)			
17:12				34 KALU K offensive rebound (4)
17:12	25 TSHIMANGA E foul shooting (1 - 1)			34 KALU K foul drawn (1)
17:12		2-6	-4	34 KALU K free throw 1 - 2 made (1)
17:12				34 KALU K free throw 2 - 2 missed
17:12	2 JACKSON Z defensive rebound (1)			
17:04	0 BOSTICK D 3pt FG , jump shot missed			
17:00				13 BARNES D defensive rebound (1)
16:42	3 COOK C steal (1)			23 FRAZIER III O turnover bad pass (1)
16:38	12 FILIPOVITY P foul drawn (1)			23 FRAZIER III O foul shooting (1 - 1)
16:38	12 FILIPOVITY P free throw fast break 1 - 2 missed			
16:38	offensive dead ball rebound (1)			
16:38	25 TSHIMANGA E substitution out			
16:38	21 CARPENTER R substitution in			
16:38				34 KALU K substitution out
16:38				33 JONES E substitution in
16:38	12 FILIPOVITY P free throw fast break 2 - 2 made (1)	3-6	-3	
16:23		3-8	-5	13 BARNES D 2pt FG in the paint, layup made (2)
16:01	0 BOSTICK D 3pt FG , jump shot missed			
15:58	21 CARPENTER R offensive rebound (1)			
15:52	21 CARPENTER R 3pt FG second chance, jump shot missed			
15:48				4 CAMPER JR. C defensive rebound (1)
15:41	jump ball situation			
15:41	3 COOK C steal (2)			13 BARNES D turnover lost ball (1)
15:41	Timeout media			



UTEP at New Mexico St.

02/08/25 Pan American Center, Las Cruces
2024-25 Men's Basketball

Game Time: 7:00 PM
Game Duration: 2:15
Attendance: 8,941

Officials: Brent Dugas, Shane Land, Rodrick Nixon

Game Time	NMSU	Score	Diff	UTEP
15:27	2 JACKSON Z foul drawn (1)			5 TERRELL JR. D foul personal (1 - 2)
15:25	3 COOK C 2pt FG from turnover outside the paint, jump shot blocked			
15:25				33 JONES E block (1)
15:19				13 BARNES D defensive rebound (2)
15:18		3-10	-7	33 JONES E 2pt FG in the paint, layup made (2)
15:18				13 BARNES D assist (1)
14:55	12 FILIPOVITY P 2pt FG in the paint, jump shot missed			
14:52				33 JONES E defensive rebound (1)
14:28				4 CAMPER JR. C 2pt FG outside the paint, jump shot missed
14:25	21 CARPENTER R defensive rebound (2)			
14:14	12 FILIPOVITY P 2pt FG in the paint, layup missed			
14:10				4 CAMPER JR. C defensive rebound (2)
14:07				5 TERRELL JR. D 3pt FG , jump shot missed
14:03	12 FILIPOVITY P defensive rebound (1)			
13:51	2 JACKSON Z 3pt FG , jump shot missed			
13:48				33 JONES E defensive rebound (2)
13:41		3-12	-9	5 TERRELL JR. D 2pt FG in the paint, driving layup made (2)
13:41	Timeout 30 Sec			
13:41	0 BOSTICK D substitution out			
13:41	2 JACKSON Z substitution out			
13:41	12 FILIPOVITY P substitution out			
13:41	1 PICKENS G substitution in			
13:41	13 HARRIS J substitution in			
13:41	34 NNAMOKO E substitution in			
13:41				4 CAMPER JR. C substitution out
13:41				33 JONES E substitution out
13:41				3 HEBB B substitution in
13:41				32 HAMILTON D substitution in
13:29	13 HARRIS J 3pt FG , jump shot made (3)	6-12	-6	
13:29	3 COOK C assist (2)			
13:05		6-15	-9	23 FRAZIER III O 3pt FG , jump shot made (8)
13:05				5 TERRELL JR. D assist (2)
12:48	3 COOK C turnover lost ball (1)			23 FRAZIER III O steal (1)
12:42	13 HARRIS J steal (1)			5 TERRELL JR. D turnover bad pass (1)
12:37	3 COOK C 3pt FG from turnover, jump shot missed			
12:35				defensive dead ball rebound (1)
12:18		6-17	-11	32 HAMILTON D 2pt FG in the paint, dunk, made (2)
12:18				5 TERRELL JR. D assist (3)
12:01	1 PICKENS G 3pt FG , jump shot made (3)	9-17	-8	
11:41		9-20	-11	13 BARNES D 3pt FG , jump shot made (5)
11:41				5 TERRELL JR. D assist (4)
11:21	21 CARPENTER R 3pt FG , jump shot missed			
11:18				5 TERRELL JR. D defensive rebound (1)
11:16				5 TERRELL JR. D 2pt FG in the paint, layup missed
11:11	21 CARPENTER R defensive rebound (3)			
11:05	21 CARPENTER R foul drawn (1)			3 HEBB B foul personal (1 - 3)
11:05		Timeout media		
11:05	3 COOK C substitution out			



UTEP at New Mexico St.

02/08/25 Pan American Center, Las Cruces
2024-25 Men's Basketball

Game Time: 7:00 PM
Game Duration: 2:15
Attendance: 8,941

Officials: Brent Dugas, Shane Land, Rodrick Nixon

Game Time	NMSU	Score	Diff	UTEP
11:05	34 NNAMOKO E substitution out			
11:05	4 OSBORNE J substitution in			
11:05	25 TSHIMANGA E substitution in			
10:41	13 HARRIS J 3pt FG , jump shot missed			
10:36	4 OSBORNE J offensive rebound (1)			
10:22	4 OSBORNE J foul drawn (1)			32 HAMILTON D foul personal (1 - 4)
10:22				32 HAMILTON D substitution out
10:22				34 KALU K substitution in
10:19	1 PICKENS G 3pt FG second chance, jump shot missed			
10:14				34 KALU K defensive rebound (5)
10:00				13 BARNES D 2pt FG outside the paint, jump shot missed
09:56	1 PICKENS G defensive rebound (1)			
09:49	jump ball situation			
09:49	25 TSHIMANGA E turnover lost ball (1)			5 TERRELL JR. D steal (1)
09:49				13 BARNES D substitution out
09:49				4 CAMPER JR. C substitution in
09:49	21 CARPENTER R substitution out			
09:49	12 FILIPOVITY P substitution in			
09:31				4 CAMPER JR. C 2pt FG from turnover in the paint, jump shot missed
09:27	4 OSBORNE J defensive rebound (2)			
09:18	13 HARRIS J 3pt FG , jump shot missed			
09:13				34 KALU K defensive rebound (6)
09:05				4 CAMPER JR. C turnover lost ball (1)
08:44	25 TSHIMANGA E foul drawn (1)			23 FRAZIER III O foul shooting (2 - 5)
08:44	25 TSHIMANGA E free throw 1 - 2 made (3)	10-20	-10	
08:44	25 TSHIMANGA E free throw 2 - 2 made (4)	11-20	-9	
08:44	1 PICKENS G substitution out			
08:44	4 OSBORNE J substitution out			
08:44	13 HARRIS J substitution out			
08:44	0 BOSTICK D substitution in			
08:44	2 JACKSON Z substitution in			
08:44	3 COOK C substitution in			
08:22				23 FRAZIER III O 3pt FG , jump shot missed
08:21	defensive dead ball rebound (2)			
08:06	12 FILIPOVITY P 3pt FG , jump shot missed			
08:03				defensive dead ball rebound (2)
07:53	Timeout media			
07:53				3 HEBB B substitution out
07:53				13 BARNES D substitution in
07:44	25 TSHIMANGA E steal (1)			5 TERRELL JR. D turnover bad pass (2)
07:39	2 JACKSON Z 2pt FG fast break from turnover in the paint, layup made (2)	13-20	-7	
07:19	3 COOK C foul shooting (1 - 2)			13 BARNES D foul drawn (1)
07:19		13-21	-8	13 BARNES D free throw 1 - 2 made (6)
07:19				13 BARNES D free throw 2 - 2 missed
07:19	0 BOSTICK D defensive rebound (2)			
06:57	2 JACKSON Z foul offensive (1 - 3)			13 BARNES D foul drawn (2)
06:57	2 JACKSON Z turnover offensive (1)			
06:40				13 BARNES D 3pt FG from turnover, jump shot missed



UTEP at New Mexico St.

02/08/25 Pan American Center, Las Cruces
2024-25 Men's Basketball

Game Time: 7:00 PM
Game Duration: 2:15
Attendance: 8,941

Officials: Brent Dugas, Shane Land, Rodrick Nixon

Game Time	NMSU	Score	Diff	UTEP
06:38	defensive dead ball rebound (3)			
06:38	25 TSHIMANGA E substitution out			
06:38	21 CARPENTER R substitution in			
06:16	21 CARPENTER R 3pt FG , jump shot missed			
06:12				13 BARNES D defensive rebound (3)
05:57				13 BARNES D 2pt FG outside the paint, jump shot missed
05:53				23 FRAZIER III O offensive rebound (2)
05:43	12 FILIPOVITY P foul personal (1 - 4)			23 FRAZIER III O foul drawn (1)
05:43				34 KALU K substitution out
05:43				33 JONES E substitution in
05:36	12 FILIPOVITY P foul shooting (2 - 5)			23 FRAZIER III O foul drawn (2)
05:36				23 FRAZIER III O free throw 1 - 2 missed
05:36				offensive dead ball rebound (3)
05:36	12 FILIPOVITY P substitution out			
05:36	13 HARRIS J substitution in			
05:36				23 FRAZIER III O free throw 2 - 2 missed
05:35	21 CARPENTER R defensive rebound (4)			
05:16	0 BOSTICK D 2pt FG outside the paint, jump shot missed			
05:16	offensive dead ball rebound (4)			
05:16	3 COOK C 3pt FG second chance, jump shot made (3)	16-21	-5	
05:16	0 BOSTICK D assist (1)			
05:16				33 JONES E 3pt FG , jump shot missed
05:16	3 COOK C defensive rebound (1)			
05:16	0 BOSTICK D 3pt FG , jump shot missed			
05:16				5 TERRELL JR. D defensive rebound (2)
04:47	3 COOK C steal (3)			4 CAMPER JR. C turnover bad pass (2)
04:43	3 COOK C 2pt FG fast break from turnover in the paint, layup made (5)	18-21	-3	
04:12	0 BOSTICK D steal (1)			5 TERRELL JR. D turnover lost ball (3)
04:12	0 BOSTICK D foul drawn (1)			5 TERRELL JR. D foul personal (2 - 6)
04:12				4 CAMPER JR. C substitution out
04:12				5 TERRELL JR. D substitution out
04:12				23 FRAZIER III O substitution out
04:12				1 THOMAS K substitution in
04:12				3 HEBB B substitution in
04:12				11 HORTON T substitution in
03:53	21 CARPENTER R 2pt FG from turnover in the paint, layup missed			
03:49	13 HARRIS J offensive rebound (1)			
03:46	13 HARRIS J turnover lost ball (1)			33 JONES E steal (1)
03:28				13 BARNES D 2pt FG from turnover in the paint, layup missed
03:25	0 BOSTICK D defensive rebound (3)			
03:22	0 BOSTICK D foul drawn (2)			11 HORTON T foul personal (1 - 7)
03:22	Timeout media			
03:22				33 JONES E substitution out
03:22				34 KALU K substitution in
03:22	0 BOSTICK D 1&1 free throw 1 missed			
03:20				1 THOMAS K defensive rebound (1)
03:04				3 HEBB B 2pt FG outside the paint, jump shot missed
03:04	21 CARPENTER R defensive rebound (5)			



UTEP at New Mexico St.

02/08/25 Pan American Center, Las Cruces
2024-25 Men's Basketball

Officials: Brent Dugas, Shane Land, Rodrick Nixon

Game Time	NMSU	Score	Diff	UTEP
03:04	21 CARPENTER R foul drawn (2)			34 KALU K foul personal (1 - 8)
03:04	21 CARPENTER R 1&1 free throw 1 made (1)	19-21	-2	
03:04	0 BOSTICK D substitution out			
03:04	4 OSBORNE J substitution in			
03:04	21 CARPENTER R 1&1 free throw 2 made (2)	20-21	-1	
02:43	21 CARPENTER R foul shooting (1 - 6)			3 HEBB B foul drawn (1)
02:43		20-22	-2	3 HEBB B free throw 1 - 2 made (1)
02:43		20-23	-3	3 HEBB B free throw 2 - 2 made (2)
02:30	21 CARPENTER R 2pt FG outside the paint, jump shot missed			
02:26	4 OSBORNE J offensive rebound (3)			
02:21	2 JACKSON Z 3pt FG second chance, jump shot missed			
02:17				3 HEBB B defensive rebound (1)
01:53		20-25	-5	34 KALU K 2pt FG in the paint, alleyoop made (3)
01:53				1 THOMAS K assist (1)
01:38	3 COOK C foul drawn (1)			3 HEBB B foul personal (2 - 9)
01:38	3 COOK C 1&1 free throw 1 made (6)	21-25	-4	
01:38	2 JACKSON Z substitution out			
01:38	21 CARPENTER R substitution out			
01:38	1 PICKENS G substitution in			
01:38	25 TSHIMANGA E substitution in			
01:38				34 KALU K substitution out
01:38				32 HAMILTON D substitution in
01:38	3 COOK C 1&1 free throw 2 made (7)	22-25	-3	
01:31	1 PICKENS G foul personal (1 - 7)			1 THOMAS K foul drawn (1)
01:31		22-26	-4	1 THOMAS K 1&1 free throw 1 made (1)
01:31				1 THOMAS K 1&1 free throw 2 missed
01:29	13 HARRIS J defensive rebound (2)			
01:14	1 PICKENS G 3pt FG , jump shot missed			
01:10	25 TSHIMANGA E offensive rebound (1)			
01:08	25 TSHIMANGA E 2pt FG second chance in the paint, layup made (6)	24-26	-2	
00:41		24-28	-4	13 BARNES D 2pt FG in the paint, layup made (8)
00:08	13 HARRIS J 3pt FG , jump shot missed			
00:05				13 BARNES D defensive rebound (4)
00:02				13 BARNES D 3pt FG , jump shot missed
00:02	defensive dead ball rebound (5)			
END OF PERIOD				
NMSU 24-28 UTEP				



Officials: Brent Dugas, Shane Land, Rodrick Nixon

UTEP - 28

NO.	Name	F	Min	FG	3P	FT	Rebounds			Fouls		TP	AS	TO	ST	Blocks		+/-
				M-A	M-A	M-A	OR	DR	TOT	PF	FD					BS	BA	
23	Otis Frazier III	F	15:48	3-5	2-4	0-2	2	0	2	2	2	8	0	1	1	0	0	3
34	Kevin Kalu	F	09:45	1-3	0-0	1-2	2	4	6	1	1	3	0	0	0	0	1	2
4	Corey Camper Jr.	G	11:56	0-3	0-1	0-0	0	2	2	0	0	0	0	2	0	0	1	
5	David Terrell Jr.	G	15:48	1-3	0-1	0-0	0	2	2	2	0	2	4	3	1	0	0	3
13	Devon Barnes	G	18:04	3-8	1-3	1-2	0	4	4	0	2	8	1	1	0	0	0	6
33	Elijah Jones		05:18	1-2	0-1	0-0	0	2	2	0	0	2	0	0	1	1	0	0
3	Baylor Hebb		10:00	0-1	0-0	2-2	0	1	1	2	1	2	0	0	0	0	0	1
32	Derick Hamilton		04:57	1-1	0-0	0-0	0	0	0	1	0	2	0	0	0	0	0	2
1	KJ Thomas		04:12	0-0	0-0	1-2	0	1	1	0	1	1	1	0	0	0	0	1
11	Trey Horton		04:12	0-0	0-0	0-0	0	0	0	1	0	0	0	0	0	0	0	1
Team							0	0	0			0						
Totals				10-26	3-10	5-10	4	16	20	9	7	28	6	7	3	1	1	4

Shooting By Period		
1st FG%	10-26	38.5%
3PT%	3-10	30.0%
FT%	5-10	50%
GM FG%	10-26	38.5%
3PT%	3-10	30.0%
FT%	5-10	50.0%

Dead Ball Rebounds: 1, 2

Technical Fouls::NONE

New Mexico St. - 24

NO.	Name	F	Min	FG	3P	FT	Rebounds			Fouls		TP	AS	TO	ST	Blocks		+/-
				M-A	M-A	M-A	OR	DR	TOT	PF	FD					BS	BA	
12	Peter Filipovity	F	10:32	0-4	0-2	1-2	0	1	1	2	1	1	0	0	0	0	0	-6
25	Emmanuel Tshimanga	C	09:27	2-2	0-0	2-2	1	0	1	1	1	6	0	1	1	1	0	-1
0	Dionte Bostick	G	11:59	0-4	0-3	0-1	0	3	3	0	2	0	1	0	1	0	0	-2
2	Zawdie Jackson	G	13:25	1-4	0-3	0-0	0	1	1	1	1	2	0	1	0	0	0	-4
3	Christian Cook	G	17:39	2-4	1-2	2-2	0	1	1	1	1	7	2	1	3	0	1	-6
21	Robert Carpenter		11:49	0-5	0-3	2-2	1	4	5	1	2	2	0	0	0	0	0	-3
1	Gabe Pickens		06:35	1-3	1-3	0-0	0	1	1	1	0	3	0	0	0	0	0	0
13	Jaden Harris		10:33	1-4	1-4	0-0	1	1	2	0	0	3	0	1	1	0	0	4
34	Edward Nnamoko		02:36	0-0	0-0	0-0	0	0	0	0	0	0	0	0	0	0	0	-2
4	Jae'Coby Osborne		05:25	0-0	0-0	0-0	2	1	3	0	1	0	0	0	0	0	0	0
Team							0	0	0			0						
Totals				7-30	3-20	7-9	5	13	18	7	9	24	3	4	6	1	1	-4

Shooting By Period		
1st FG%	7-30	23.3%
3PT%	3-20	15.0%
FT%	7-9	77.8%
GM FG%	7-30	23.3%
3PT%	3-20	15.0%
FT%	7-9	77.8%

Dead Ball Rebounds: 2, 3

Technical Fouls::NONE

	UTEP	NMSU	Points from	UTEP	NMSU	Period by Period Scoring		
Biggest lead	11 (1st 12:18)	0 (1st 20:00)	Turnovers	0	7			
Best Scoring Run	6(1st 13:41)	7(1st 3:04)	Paint	14	8			
Lead Changes	0		Second Chance	3	5	UTEP	28	38
Times Tied	0		Fast Breaks	1	7			
Time with Lead	19:18	00:00	Bench	7	8	NMSU	24	39
								66
								63



UTEP at New Mexico St.

02/08/25 Pan American Center, Las Cruces
2024-25 Men's Basketball

Game Time: 7:00 PM
Game Duration: 2:15
Attendance: 8,941

Officials: Brent Dugas, Shane Land, Rodrick Nixon

Period 2

Quarter Starters:

NMSU	0 Bostick D	2 Jackson Z	3 Cook C	12 Filipovity P	25 Tshimanga E
UTEP	4 Camper Jr. C	5 Terrell Jr. D	13 Barnes D	23 Frazier III O	34 Kalu K

Game Time	NMSU	Score	Diff	UTEP
20:00	1 PICKENS G substitution out			
20:00	4 OSBORNE J substitution out			
20:00	13 HARRIS J substitution out			
20:00	0 BOSTICK D substitution in			
20:00	2 JACKSON Z substitution in			
20:00	12 FILIPOVITY P substitution in			
20:00				1 THOMAS K substitution out
20:00				3 HEBB B substitution out
20:00				11 HORTON T substitution out
20:00				32 HAMILTON D substitution out
20:00				4 CAMPER JR. C substitution in
20:00				5 TERRELL JR. D substitution in
20:00				23 FRAZIER III O substitution in
20:00				34 KALU K substitution in
19:51	3 COOK C 2pt FG outside the paint, jump shot missed			
19:47	25 TSHIMANGA E offensive rebound (2)			
19:43	3 COOK C 2pt FG second chance outside the paint, jump shot made (9)	26-28	-2	
19:19				23 FRAZIER III O 3pt FG , jump shot missed
19:16	0 BOSTICK D defensive rebound (4)			
19:12	0 BOSTICK D 2pt FG in the paint, layup missed			
19:09				34 KALU K defensive rebound (7)
19:00		26-30	-4	4 CAMPER JR. C 2pt FG in the paint, jump shot made (2)
18:34	2 JACKSON Z 3pt FG , jump shot missed			
18:31				4 CAMPER JR. C defensive rebound (3)
18:21				34 KALU K 2pt FG in the paint, layup blocked
18:21	25 TSHIMANGA E block (2)			
18:21	defensive dead ball rebound (6)			
18:08	25 TSHIMANGA E foul drawn (2)			34 KALU K foul shooting (2 - 1)
18:08	25 TSHIMANGA E free throw 1 - 2 made (7)	27-30	-3	
18:08	25 TSHIMANGA E free throw 2 - 2 missed			
18:07				23 FRAZIER III O defensive rebound (3)
17:42				5 TERRELL JR. D 3pt FG , jump shot missed
17:37				23 FRAZIER III O offensive rebound (4)
17:36	2 JACKSON Z steal (1)			23 FRAZIER III O turnover bad pass (2)
17:30	3 COOK C 3pt FG from turnover, jump shot missed			
17:27	2 JACKSON Z offensive rebound (2)			
17:27	25 TSHIMANGA E foul drawn (3)			4 CAMPER JR. C foul shooting (1 - 2)
17:27	25 TSHIMANGA E free throw 1 - 2 made (8)	28-30	-2	
17:27	25 TSHIMANGA E free throw 2 - 2 made (9)	29-30	-1	
17:27	25 TSHIMANGA E substitution out			
17:27	19 TSHIMANGA N substitution in			
17:02		29-32	-3	23 FRAZIER III O 2pt FG in the paint, layup made (10)



UTEP at New Mexico St.

02/08/25 Pan American Center, Las Cruces
2024-25 Men's Basketball

Game Time: 7:00 PM
Game Duration: 2:15
Attendance: 8,941

Officials: Brent Dugas, Shane Land, Rodrick Nixon

Game Time	NMSU	Score	Diff	UTEP
17:02				4 CAMPER JR. C assist (1)
17:02	12 FILIPOVITY P foul shooting (3 - 1)			23 FRAZIER III O foul drawn (3)
17:02	12 FILIPOVITY P substitution out			
17:02	21 CARPENTER R substitution in			
17:02				23 FRAZIER III O free throw 1 - 1 missed
17:01	19 TSHIMANGA N defensive rebound (1)			
16:47	3 COOK C 2pt FG outside the paint, jump shot missed			
16:43				34 KALU K defensive rebound (8)
16:36	0 BOSTICK D foul shooting (1 - 2)			4 CAMPER JR. C foul drawn (1)
16:36				4 CAMPER JR. C free throw 1 - 2 missed
16:36				offensive dead ball rebound (4)
16:36		29-33	-4	4 CAMPER JR. C free throw 2 - 2 made (3)
16:36				4 CAMPER JR. C substitution out
16:36				3 HEBB B substitution in
16:22	19 TSHIMANGA N 2pt FG in the paint, dunk, made (2)	31-33	-2	
16:22	0 BOSTICK D assist (2)			
16:07	19 TSHIMANGA N foul personal (1 - 3)			23 FRAZIER III O foul drawn (4)
16:07	2 JACKSON Z substitution out			
16:07	1 PICKENS G substitution in			
15:52				23 FRAZIER III O 2pt FG in the paint, layup blocked
15:52	19 TSHIMANGA N block (1)			
15:47	1 PICKENS G defensive rebound (2)			
15:45	3 COOK C 2pt FG outside the paint, jump shot missed			
15:35				34 KALU K defensive rebound (9)
15:35	3 COOK C foul shooting (2 - 4)			13 BARNES D foul drawn (3)
15:35		31-34	-3	13 BARNES D free throw 1 - 3 made (9)
15:35		31-35	-4	13 BARNES D free throw 2 - 3 made (10)
15:35		31-36	-5	13 BARNES D free throw 3 - 3 made (11)
15:13	3 COOK C substitution out			
15:13	13 HARRIS J substitution in			
15:07	0 BOSTICK D 3pt FG , jump shot missed			
15:05				defensive dead ball rebound (5)
14:43		31-39	-8	3 HEBB B 3pt FG , jump shot made (5)
14:43				23 FRAZIER III O assist (1)
14:19	1 PICKENS G 3pt FG , jump shot made (6)	34-39	-5	
14:16	Timeout 30 Sec			
14:16				Timeout media
14:16	0 BOSTICK D substitution out			
14:16	19 TSHIMANGA N substitution out			
14:16	3 COOK C substitution in			
14:16	25 TSHIMANGA E substitution in			
14:09				3 HEBB B turnover out of bounds (1)
13:47	25 TSHIMANGA E foul drawn (4)			5 TERRELL JR. D foul shooting (3 - 3)
13:47	25 TSHIMANGA E free throw 1 - 2 missed			
13:47	offensive dead ball rebound (7)			
13:45	25 TSHIMANGA E free throw 2 - 2 missed			
13:36				3 HEBB B defensive rebound (2)
13:36	21 CARPENTER R foul personal (2 - 5)			3 HEBB B foul drawn (2)
13:33		34-41	-7	34 KALU K 2pt FG in the paint, alleyoop made (5)



UTEP at New Mexico St.

02/08/25 Pan American Center, Las Cruces
2024-25 Men's Basketball

Game Time: 7:00 PM
Game Duration: 2:15
Attendance: 8,941

Officials: Brent Dugas, Shane Land, Rodrick Nixon

Game Time	NMSU	Score	Diff	UTEP
13:33				5 TERRELL JR. D assist (5)
13:17	1 PICKENS G turnover bad pass (1)			23 FRAZIER III O steal (2)
13:11				13 BARNES D 3pt FG from turnover, jump shot missed
13:02				23 FRAZIER III O offensive rebound (5)
13:02		34-43	-9	23 FRAZIER III O 2pt FG from turnover second chance in the paint, tip-in layup made (12)
13:02	Timeout 30 Sec			
13:02	21 CARPENTER R substitution out			
13:02	12 FILIPOVITY P substitution in			
12:53	1 PICKENS G foul drawn (1)			3 HEBB B foul personal (3 - 4)
12:37	13 HARRIS J foul drawn (1)			34 KALU K foul shooting (3 - 5)
12:37	13 HARRIS J free throw 1 - 2 made (4)	35-43	-8	
12:37	13 HARRIS J free throw 2 - 2 made (5)	36-43	-7	
12:31				5 TERRELL JR. D turnover lost ball (4)
12:18	3 COOK C turnover lost ball (2)			13 BARNES D steal (1)
12:13		36-45	-9	34 KALU K 2pt FG fast break from turnover in the paint, dunk, made (7)
12:13				13 BARNES D assist (2)
11:56	1 PICKENS G turnover lost ball (2)			34 KALU K steal (1)
11:56	12 FILIPOVITY P foul personal (4 - 6)			5 TERRELL JR. D foul drawn (1)
11:56	Timeout media			
11:56	1 PICKENS G substitution out			
11:56	25 TSHIMANGA E substitution out			
11:56	2 JACKSON Z substitution in			
11:56	21 CARPENTER R substitution in			
11:46				13 BARNES D 2pt FG from turnover in the paint, layup missed
11:43	21 CARPENTER R defensive rebound (6)			
11:25	2 JACKSON Z 2pt FG in the paint, layup made (4)	38-45	-7	
11:25	12 FILIPOVITY P assist (1)			
11:25	2 JACKSON Z foul drawn (2)			3 HEBB B foul shooting (4 - 6)
11:25				3 HEBB B substitution out
11:25				4 CAMPER JR. C substitution in
11:24	2 JACKSON Z free throw 1 - 1 missed			
11:23				34 KALU K defensive rebound (10)
10:56				23 FRAZIER III O 3pt FG , jump shot missed
10:53	21 CARPENTER R defensive rebound (7)			
10:44	12 FILIPOVITY P 2pt FG in the paint, driving layup made (3)	40-45	-5	
10:24				13 BARNES D 3pt FG , jump shot missed
10:20	21 CARPENTER R defensive rebound (8)			
10:09	13 HARRIS J foul drawn (2)			5 TERRELL JR. D foul personal (4 - 7)
10:09				5 TERRELL JR. D substitution out
10:09				1 THOMAS K substitution in
10:09	13 HARRIS J 1&1 free throw 1 made (6)	41-45	-4	
10:09	13 HARRIS J 1&1 free throw 2 made (7)	42-45	-3	
09:40		42-47	-5	13 BARNES D 2pt FG outside the paint, step back jump shot made (13)
09:22	12 FILIPOVITY P turnover bad pass (1)			4 CAMPER JR. C steal (1)
09:11				13 BARNES D 2pt FG from turnover in the paint, layup missed
09:10				23 FRAZIER III O offensive rebound (6)



UTEP at New Mexico St.

02/08/25 Pan American Center, Las Cruces
2024-25 Men's Basketball

Game Time: 7:00 PM
Game Duration: 2:15
Attendance: 8,941

Officials: Brent Dugas, Shane Land, Rodrick Nixon

Game Time	NMSU	Score	Diff	UTEP
09:10		42-49	-7	23 FRAZIER III O 2pt FG from turnover second chance in the paint, tip-in layup made (14)
09:10	12 FILIPOVITY P substitution out			
09:10	21 CARPENTER R substitution out			
09:10	4 OSBORNE J substitution in			
09:10	25 TSHIMANGA E substitution in			
09:10				13 BARNES D substitution out
09:10				34 KALU K substitution out
09:10				3 HEBB B substitution in
09:10				32 HAMILTON D substitution in
08:55	4 OSBORNE J foul drawn (2)			32 HAMILTON D foul shooting (2 - 8)
08:55	4 OSBORNE J free throw 1 - 2 made (1)	43-49	-6	
08:54	4 OSBORNE J free throw 2 - 2 missed			
08:53				4 CAMPER JR. C defensive rebound (4)
08:37				23 FRAZIER III O substitution out
08:37				11 HORTON T substitution in
08:26	13 HARRIS J foul shooting (1 - 7)			3 HEBB B foul drawn (3)
08:26		43-50	-7	3 HEBB B free throw 1 - 3 made (6)
08:26		43-51	-8	3 HEBB B free throw 2 - 3 made (7)
08:26	13 HARRIS J substitution out			
08:26	0 BOSTICK D substitution in			
08:26		43-52	-9	3 HEBB B free throw 3 - 3 made (8)
08:18	25 TSHIMANGA E foul drawn (5)			32 HAMILTON D foul shooting (3 - 9)
08:18	25 TSHIMANGA E free throw fast break 1 - 2 made (10)	44-52	-8	
08:18	25 TSHIMANGA E free throw fast break 2 - 2 made (11)	45-52	-7	
07:58				turnover 10 sec back court (11)
07:58				Timeout media
07:58				11 HORTON T substitution out
07:58				23 FRAZIER III O substitution in
07:55	2 JACKSON Z turnover lost ball (2)			4 CAMPER JR. C steal (2)
07:31	4 OSBORNE J foul personal (1 - 8)			23 FRAZIER III O foul drawn (5)
07:31				32 HAMILTON D substitution out
07:31				34 KALU K substitution in
07:30				23 FRAZIER III O 1&1 free throw 1 missed
07:29	25 TSHIMANGA E defensive rebound (3)			
07:29	25 TSHIMANGA E foul drawn (6)			34 KALU K foul personal (4 - 10)
07:29	25 TSHIMANGA E free throw fast break 1 - 2 made (12)	46-52	-6	
07:29				34 KALU K substitution out
07:29				33 JONES E substitution in
07:29	25 TSHIMANGA E free throw fast break 2 - 2 made (13)	47-52	-5	
07:14		47-54	-7	33 JONES E 2pt FG in the paint, layup made (4)
07:14				23 FRAZIER III O assist (2)
06:52	0 BOSTICK D 2pt FG outside the paint, jump shot missed			
06:47	25 TSHIMANGA E offensive rebound (4)			
06:44	3 COOK C 3pt FG second chance, jump shot missed			
06:40				1 THOMAS K defensive rebound (2)
06:35				4 CAMPER JR. C 3pt FG , jump shot missed
06:31				23 FRAZIER III O offensive rebound (7)
06:12				23 FRAZIER III O turnover (3)



UTEP at New Mexico St.

02/08/25 Pan American Center, Las Cruces
2024-25 Men's Basketball

Game Time: 7:00 PM
Game Duration: 2:15
Attendance: 8,941

Officials: Brent Dugas, Shane Land, Rodrick Nixon

Game Time	NMSU	Score	Diff	UTEP
06:12	4 OSBORNE J substitution out			
06:12	25 TSHIMANGA E substitution out			
06:12	12 FILIPOVITY P substitution in			
06:12	21 CARPENTER R substitution in			
06:00	3 COOK C 2pt FG from turnover outside the paint, jump shot missed			
06:00				defensive dead ball rebound (6)
06:00	3 COOK C substitution out			
06:00	13 HARRIS J substitution in			
05:22				3 HEBB B 2pt FG outside the paint, jump shot missed
05:18	12 FILIPOVITY P defensive rebound (2)			
05:16	12 FILIPOVITY P 2pt FG in the paint, jump shot missed			
05:10	21 CARPENTER R offensive rebound (9)			
05:10	21 CARPENTER R 2pt FG second chance in the paint, tip-in layup made (4)	49-54	-5	
04:59	12 FILIPOVITY P foul personal (5 - 9)			23 FRAZIER III O foul drawn (6)
04:59	12 FILIPOVITY P substitution out			
04:59	25 TSHIMANGA E substitution in			
04:59				3 HEBB B substitution out
04:59				13 BARNES D substitution in
04:59				23 FRAZIER III O 1&1 free throw 1 missed
04:59	defensive dead ball rebound (8)			
04:40	21 CARPENTER R 3pt FG , jump shot made (7)	52-54	-2	
04:09				5 TERRELL JR. D 3pt FG , jump shot missed
04:02	13 HARRIS J defensive rebound (3)			
04:00				1 THOMAS K substitution out
04:00				5 TERRELL JR. D substitution in
03:53	Timeout media			
03:53				33 JONES E substitution out
03:53				34 KALU K substitution in
03:40	21 CARPENTER R 3pt FG , jump shot missed			
03:37	25 TSHIMANGA E offensive rebound (5)			
03:34	21 CARPENTER R 2pt FG second chance in the paint, layup missed			
03:30				4 CAMPER JR. C defensive rebound (5)
03:12				13 BARNES D 3pt FG , jump shot missed
03:07				23 FRAZIER III O offensive rebound (8)
02:51				4 CAMPER JR. C 3pt FG second chance, jump shot missed
02:48	25 TSHIMANGA E defensive rebound (6)			
02:23	2 JACKSON Z 2pt FG outside the paint, jump shot missed			
02:22				defensive dead ball rebound (7)
02:07	13 HARRIS J foul personal (2 - 10)			13 BARNES D foul drawn (4)
02:07		52-55	-3	13 BARNES D free throw 1 - 2 made (14)
02:07		52-56	-4	13 BARNES D free throw 2 - 2 made (15)
02:07				4 CAMPER JR. C substitution out
02:07				3 HEBB B substitution in
01:50	2 JACKSON Z foul drawn (3)			13 BARNES D foul shooting (1 - 11)
01:50	2 JACKSON Z free throw 1 - 2 made (5)	53-56	-3	
01:50	13 HARRIS J substitution out			
01:50	3 COOK C substitution in			



UTEP at New Mexico St.

02/08/25 Pan American Center, Las Cruces
2024-25 Men's Basketball

Game Time: 7:00 PM
Game Duration: 2:15
Attendance: 8,941

Officials: Brent Dugas, Shane Land, Rodrick Nixon

Game Time	NMSU	Score	Diff	UTEP
01:50				3 HEBB B substitution out
01:50				4 CAMPER JR. C substitution in
01:50	2 JACKSON Z free throw 2 - 2 made (6)	54-56	-2	
01:19		54-59	-5	5 TERRELL JR. D 3pt FG , jump shot made (5)
01:18				Timeout 60 Sec
01:18				13 BARNES D substitution out
01:18				3 HEBB B substitution in
01:05	2 JACKSON Z 2pt FG in the paint, layup missed			
01:01	21 CARPENTER R offensive rebound (10)			
01:00	3 COOK C 3pt FG second chance, jump shot made (12)	57-59	-2	
01:00	21 CARPENTER R assist (1)			
00:40				3 HEBB B 2pt FG outside the paint, jump shot blocked
00:40	3 COOK C block (1)			
00:40				offensive dead ball rebound (8)
00:40				Timeout 30 Sec
00:38		57-61	-4	34 KALU K 2pt FG second chance in the paint, dunk, made (9)
00:38				5 TERRELL JR. D assist (6)
00:27	2 JACKSON Z foul drawn (4)			4 CAMPER JR. C foul shooting (2 - 12)
00:27	2 JACKSON Z free throw 1 - 2 missed			
00:27	offensive dead ball rebound (9)			
00:27				3 HEBB B substitution out
00:27				13 BARNES D substitution in
00:27	2 JACKSON Z free throw 2 - 2 made (7)	58-61	-3	
00:26	21 CARPENTER R foul personal (3 - 11)			23 FRAZIER III O foul drawn (7)
00:26		58-62	-4	23 FRAZIER III O free throw fast break 1 - 2 made (15)
00:26		58-63	-5	23 FRAZIER III O free throw fast break 2 - 2 made (16)
00:26				13 BARNES D substitution out
00:26				3 HEBB B substitution in
00:16	2 JACKSON Z 2pt FG in the paint, layup made (9)	60-63	-3	
00:16	2 JACKSON Z foul drawn (5)			4 CAMPER JR. C foul shooting (3 - 13)
00:16				3 HEBB B substitution out
00:16				13 BARNES D substitution in
00:16	2 JACKSON Z free throw 1 - 1 missed			
00:15				23 FRAZIER III O defensive rebound (9)
00:13	2 JACKSON Z foul personal (2 - 12)			13 BARNES D foul drawn (5)
00:13		60-64	-4	13 BARNES D free throw fast break 1 - 2 made (16)
00:13		60-65	-5	13 BARNES D free throw fast break 2 - 2 made (17)
00:08	0 BOSTICK D 3pt FG , jump shot made (3)	63-65	-2	
00:08	2 JACKSON Z assist (1)			
00:08	Timeout 30 Sec			
00:08	25 TSHIMANGA E substitution out			
00:08	4 OSBORNE J substitution in			
00:08	3 COOK C foul personal (3 - 13)			13 BARNES D foul drawn (6)
00:08		63-66	-3	13 BARNES D free throw fast break 1 - 2 made (18)
00:08				13 BARNES D free throw fast break 2 - 2 missed
00:08	0 BOSTICK D defensive rebound (5)			
00:03	3 COOK C 3pt FG , jump shot missed			
00:00				defensive dead ball rebound (9)
END OF GAME				



Official Basketball Play by Play - Second Half

UTEP at New Mexico St.

02/08/25 Pan American Center, Las Cruces
2024-25 Men's Basketball

Game Time: 7:00 PM

Game Duration: 2:15

Attendance: 8,941

Officials: Brent Dugas, Shane Land, Rodrick Nixon

Game Time	NMSU	Score	Diff	UTEP
NMSU 63-66 UTEP				



UTEP at New Mexico St.

02/08/25 Pan American Center, Las Cruces
2024-25 Men's Basketball

Game Time: 7:00 PM
Game Duration: 2:15
Attendance: 8,941

Officials: Brent Dugas, Shane Land, Rodrick Nixon

UTEP - 38

NO.	Name	Min	FG		3P		FT		Rebounds			Fouls		TP	AS	TO	ST	Blocks		+/-
			M-A	M-A	M-A	OR	DR	TOT	PF	FD	BS	BA								
23	Otis Frazier III	F 19:21	3-6	0-2	2-5	5	2	7	0	5	8	2	2	1	0	1	0	1	-2	
34	Kevin Kalu	F 14:45	3-4	0-0	0-0	0	4	4	3	0	6	0	0	1	0	1	0	1	3	
4	Corey Camper Jr.	G 14:32	1-3	0-2	1-2	0	3	3	3	1	3	1	0	2	0	0	-3			
5	David Terrell Jr.	G 13:51	1-3	1-3	0-0	0	0	0	2	1	3	2	1	0	0	0	2			
13	Devon Barnes	G 14:48	1-6	0-3	8-9	0	0	0	1	4	10	1	0	1	0	0	4			
3	Baylor Hebb	10:40	1-3	1-1	3-3	0	1	1	2	2	6	0	1	0	0	1	-3			
1	KJ Thomas	06:09	0-0	0-0	0-0	0	1	1	0	0	0	0	0	0	0	0	-3			
32	Derick Hamilton	01:39	0-0	0-0	0-0	0	0	0	2	0	0	0	0	0	0	0	0			
11	Trey Horton	00:39	0-0	0-0	0-0	0	0	0	0	0	0	0	0	0	0	0	1			
33	Elijah Jones	03:36	1-1	0-0	0-0	0	0	0	0	0	2	0	0	0	0	0	-4			
Team									0	0	0	0	1							
Totals			11-26	2-11	14-19	5	11	16	13	13	38	6	5	5	0	3	-1			

Shooting By Period		
2 nd FG%	11-26	42.3%
3PT%	2-11	18.2%
FT%	14-19	73.7%
GM FG%	11-26	42.3%
3PT%	2-11	18.2%
FT%	14-19	73.7%

Dead Ball Rebounds: 2, 4

Technical Fouls::NONE

New Mexico St. - 39

NO.	Name	Min	FG		3P		FT		Rebounds			Fouls		TP	AS	TO	ST	Blocks		+/-
			M-A	M-A	M-A	OR	DR	TOT	PF	FD	BS	BA								
12	Peter Filipovity	F 08:03	1-2	0-0	0-0	0	1	1	3	0	2	1	1	0	0	0	0	5		
25	Emmanuel Tshimanga	C 12:41	0-0	0-0	7-10	3	2	5	0	5	7	0	0	0	1	0	2			
0	Dionte Bostick	G 14:10	1-4	1-2	0-0	0	2	2	1	0	3	1	0	0	0	0	4			
2	Zawdie Jackson	G 15:49	2-5	0-1	3-6	1	0	1	1	4	7	1	1	1	0	0	8			
3	Christian Cook	G 14:53	2-9	1-4	0-0	0	0	0	2	0	5	0	1	0	1	0	-3			
19	Nate Tshimanga	03:11	1-1	0-0	0-0	0	1	1	1	0	2	0	0	0	1	0	-4			
21	Robert Carpenter	12:58	2-4	1-2	0-0	2	3	5	2	0	5	1	0	0	0	0	0			
1	Gabe Pickens	04:11	1-1	1-1	0-0	0	1	1	0	1	3	0	2	0	0	0	-7			
13	Jaden Harris	10:57	0-0	0-0	4-4	0	1	1	2	2	4	0	0	0	0	0	1			
4	Jae'Coby Osborne	03:07	0-0	0-0	1-2	0	0	0	1	1	1	0	0	0	0	0	-1			
Team									0	0	0	0	0							
Totals			10-26	4-10	15-22	6	11	17	13	13	39	4	5	1	3	0	1			

Shooting By Period		
2 nd FG%	10-26	38.5%
3PT%	4-10	40.0%
FT%	15-22	68.2%
GM FG%	10-26	38.5%
3PT%	4-10	40.0%
FT%	15-22	68.2%

Dead Ball Rebounds: 2, 2

Technical Fouls::NONE

	UTEP	NMSU
Biggest lead	9 (2 nd 13:02)	0 (1 st 20:00)
Best Scoring Run	6(2 nd 14:43)	6(2 nd 10:09)
Lead Changes	0	
Times Tied	0	
Time with Lead	19:51	00:00

Points from	UTEP	NMSU
Turnovers	6	2
Paint	16	10
Second Chance	6	9
Fast Breaks	7	4
Bench	8	15

	Period by Period Scoring		
	1st	2nd	TOT
UTEP	28	38	66
NMSU	24	39	63



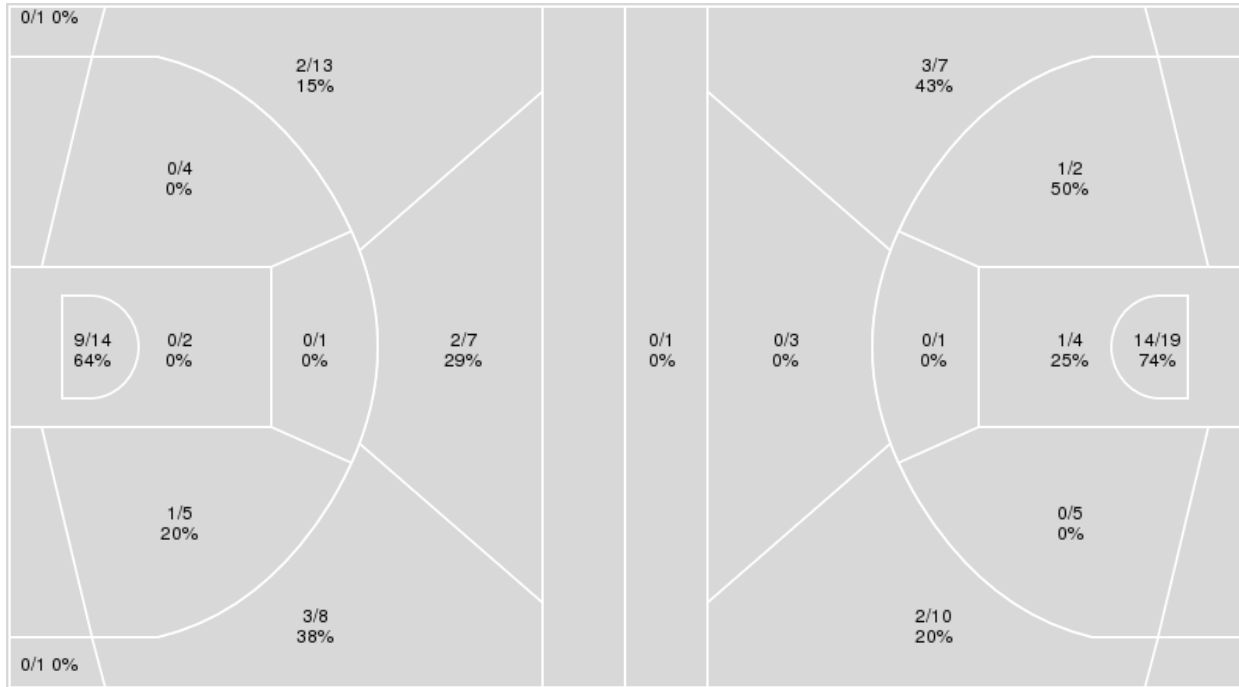
Officials: Brent Dugas, Shane Land, Rodrick Nixon

{ Players => 0, 1, 2, 3, 4, 5, 6, 10, 12, 13, 19, 20, 21, 25, 34; } FG Types => All; Results => All;

{ Players => 0, 1, 2, 3, 4, 5, 11, 12, 13, 15, 20, 23, 25, 32, 33, 34; } FG Types => All; Results => All;

New Mexico St.

UTEP



New Mexico St.	M/A	%
Field Goals	17/56	30
2 Points	10/26	38
3 Points	7/30	23
Free Throws	22/31	71

UTEP	M/A	%
Field Goals	21/52	40
2 Points	16/31	52
3 Points	5/21	24
Free Throws	19/29	66



UTEP at New Mexico St.

02/08/25 Pan American Center, Las Cruces
2024-25 Men's Basketball

Game Time: 7:00 PM
Game Duration: 2:15
Attendance: 8,941

Officials: Brent Dugas, Shane Land, Rodrick Nixon

UTEP

No	Name	Mins		Score		Points Diff		Points per Min		Assists		Rebounds		Steals		Turnovers	
		On	Off	On	Off	On	Off	On	Off	On	Off	On	Off	On	Off	On	Off
1	KJ Thomas	10:21	29:39	16 - 18	50 - 45	-2	5	1.55	1.69	2	10	7	29	3	5	2	10
3	Baylor Hebb	20:40	19:20	34 - 36	32 - 27	-2	5	1.65	1.65	9	3	12	24	7	1	6	6
4	Corey Camper Jr.	26:28	13:32	39 - 41	27 - 22	-2	5	1.47	2.00	5	7	28	8	2	6	9	3
5	David Terrell Jr.	29:39	10:21	50 - 45	16 - 18	5	-2	1.69	1.55	10	2	29	7	5	3	10	2
11	Trey Horton	04:51	35:09	10 - 8	56 - 55	2	1	2.06	1.59	1	11	3	33	1	7	1	11
13	Devon Barnes	32:52	07:08	59 - 49	7 - 14	10	-7	1.79	0.98	10	2	32	4	7	1	9	3
23	Otis Frazier III	35:09	04:51	56 - 55	10 - 8	1	2	1.59	2.06	11	1	33	3	7	1	11	1
32	Derick Hamilton	06:36	33:24	14 - 12	52 - 51	2	1	2.12	1.56	3	9	3	33	2	6	2	10
33	Elijah Jones	08:54	31:06	8 - 12	58 - 51	-4	7	0.90	1.86	2	10	8	28	1	7	4	8
34	Kevin Kalu	24:30	15:30	44 - 39	22 - 24	5	-2	1.80	1.42	7	5	25	11	5	3	6	6

New Mexico St.

No	Name	Mins		Score		Points Diff		Points per Min		Assists		Rebounds		Steals		Turnovers	
		On	Off	On	Off	On	Off	On	Off	On	Off	On	Off	On	Off	On	Off
0	Dionte Bostick	26:09	13:51	41 - 39	22 - 27	2	-5	1.57	1.59	5	2	25	10	6	1	3	6
1	Gabe Pickens	10:46	29:14	16 - 23	47 - 43	-7	4	1.49	1.61	1	6	7	28	1	6	5	4
2	Zawdie Jackson	29:14	10:46	47 - 43	16 - 23	4	-7	1.61	1.49	6	1	28	7	6	1	4	5
3	Christian Cook	32:32	07:28	52 - 61	11 - 5	-9	6	1.60	1.47	7	0	27	8	7	0	8	1
4	Jae'Coby Osborne	08:32	31:28	12 - 13	51 - 53	-1	-2	1.41	1.62	0	7	9	26	0	7	2	7
12	Peter Filipovity	18:35	21:25	22 - 23	41 - 43	-1	-2	1.18	1.91	2	5	15	20	4	3	4	5
13	Jaden Harris	21:30	18:30	37 - 32	26 - 34	5	-8	1.72	1.41	3	4	20	15	3	4	7	2
19	Nate Tshimanga	03:11	36:49	5 - 9	58 - 57	-4	1	1.57	1.58	1	6	2	33	0	7	0	9
21	Robert Carpenter	24:47	15:13	42 - 45	21 - 21	-3	0	1.69	1.38	6	1	24	11	4	3	5	4
25	Emmanuel Tshimanga	22:08	17:52	35 - 34	28 - 32	1	-4	1.58	1.57	3	4	17	18	3	4	6	3
34	Edward Nnamoko	02:36	37:24	6 - 8	57 - 58	-2	-1	2.31	1.52	1	6	1	34	1	6	1	8

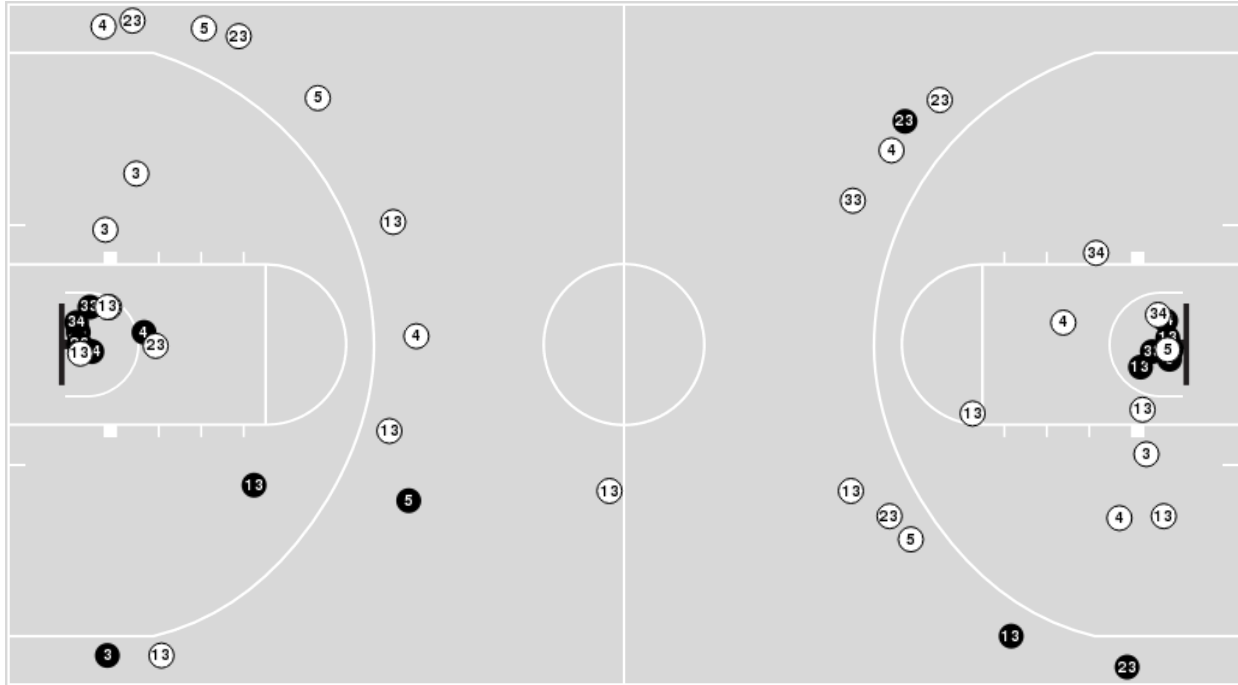


Officials: Brent Dugas, Shane Land, Rodrick Nixon

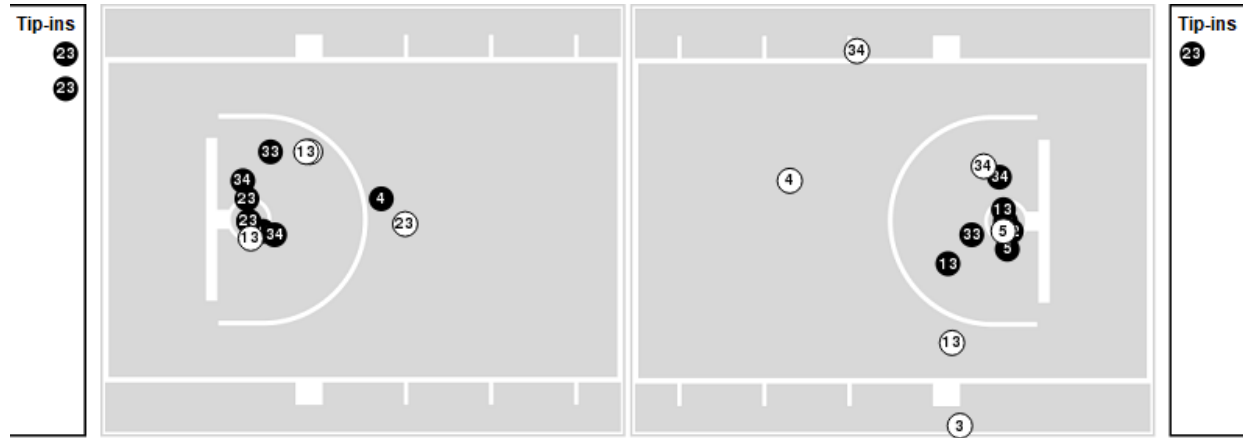
Players => 0, 1, 2, 3, 4, 5, 11, 12, 13, 15, 20, 23, 25, 32, 33, 34 FG Types=>All Results=>All

UTEP

All Field Goals



Blow Up Chart



● Made ○ Missed N - Player Number

UTEP	M/A	%
Field Goals	21/52	40
2 Points	16/31	52
3 Points	5/21	24
Free Throws	19/29	66

UTEP	M/A	%
Points in the Paint	30 (15 / 23)	65
Fast Break Points	8 (7/9)	78
Second Chance Points	9 (5/10)	50
Effective FG%	45	

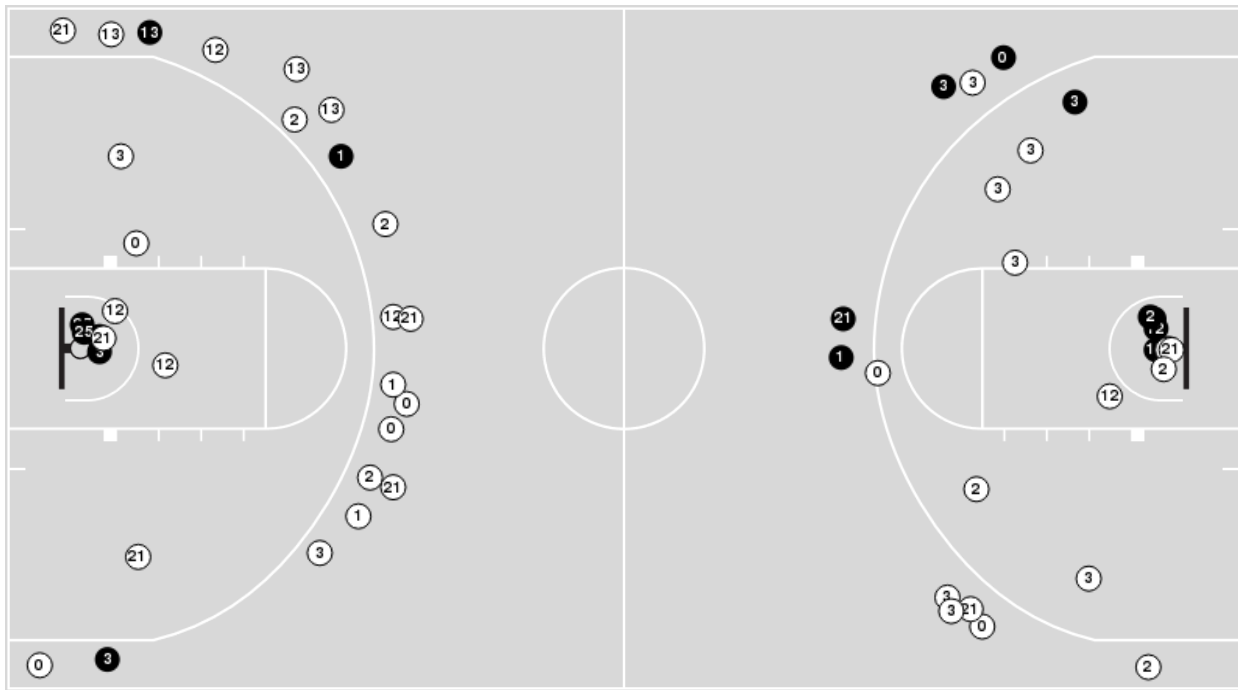


Officials: Brent Dugas, Shane Land, Rodrick Nixon

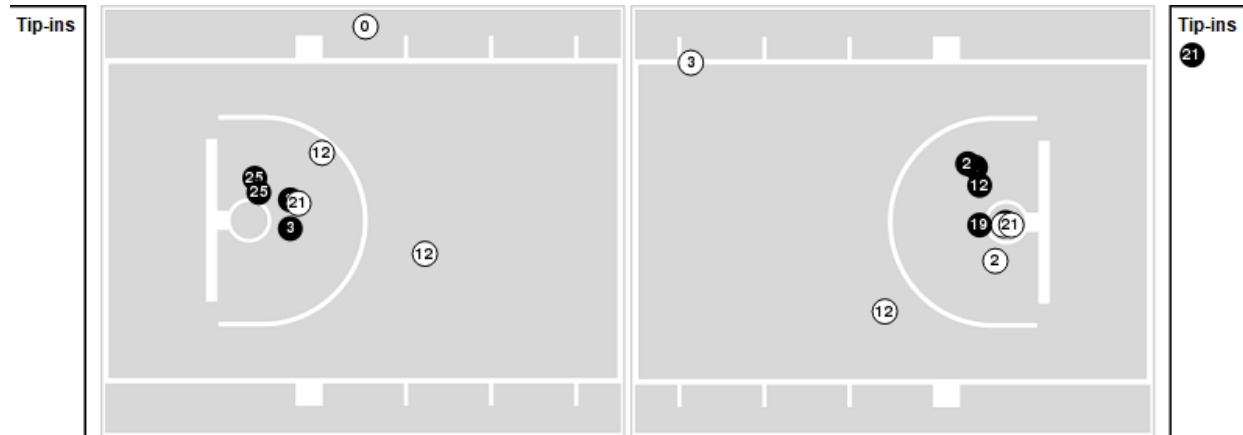
Players => 0, 1, 2, 3, 4, 5, 6, 10, 12, 13, 19, 20, 21, 25, 34FG Types=>AllResults=>All

New Mexico St.

All Field Goals



Blow Up Chart



● Made ○ Missed N - Player Number

New Mexico St.	M/A	%
Field Goals	17/56	30
2 Points	10/26	38
3 Points	7/30	23
Free Throws	22/31	71

New Mexico St.	M/A	%
Points in the Paint	18 (9 / 16)	56
Fast Break Points	11 (9/11)	82
Second Chance Points	14 (7/12)	58
Effective FG%	37	



UTEP at New Mexico St.

02/08/25 Pan American Center, Las Cruces
2024-25 Men's Basketball

Game Time: 7:00 PM
Game Duration: 2:15
Attendance: 8,941

Officials: Brent Dugas, Shane Land, Rodrick Nixon

UTEP

Lineup	Quarter On	Time On	Quarter Off	Time Off	Time on Court	Score	Score Diff	Reb	Stl	Tov	Ass	PPP
4- Camper Jr. C/ 5- Terrell Jr. D/ 13- Barnes D/ 23- Frazier III O/ 34- Kalu K/	1	20:00	1	16:38	03:22	6-2	4	6	0	1	1	1.2295
4- Camper Jr. C/ 5- Terrell Jr. D/ 13- Barnes D/ 23- Frazier III O/ 33- Jones E/	1	16:38	1	13:41	02:57	6-1	5	5	0	1	1	1.0000
3- Hebb B/ 5- Terrell Jr. D/ 13- Barnes D/ 23- Frazier III O/ 32- Hamilton D/	1	13:41	1	10:22	03:19	8-6	2	1	1	1	3	1.6000
3- Hebb B/ 5- Terrell Jr. D/ 13- Barnes D/ 23- Frazier III O/ 34- Kalu K/	1	10:22	1	09:49	00:33	0-0	0	1	1	0	0	0.0000
3- Hebb B/ 4- Camper Jr. C/ 5- Terrell Jr. D/ 23- Frazier III O/ 34- Kalu K/	1	09:49	1	07:53	01:56	0-2	-2	1	0	1	0	0.0000
4- Camper Jr. C/ 5- Terrell Jr. D/ 13- Barnes D/ 23- Frazier III O/ 34- Kalu K/	1	07:53	1	05:43	02:10	1-2	-1	2	0	1	0	0.3472
4- Camper Jr. C/ 5- Terrell Jr. D/ 13- Barnes D/ 23- Frazier III O/ 33- Jones E/	1	05:43	1	04:12	01:31	0-5	-5	1	0	2	0	0.0000
1- Thomas K/ 3- Hebb B/ 11- Horton T/ 13- Barnes D/ 33- Jones E/	1	04:12	1	03:22	00:50	0-0	0	0	1	0	0	0.0000
1- Thomas K/ 3- Hebb B/ 11- Horton T/ 13- Barnes D/ 34- Kalu K/	1	03:22	1	01:38	01:44	4-3	1	2	0	0	1	1.3889
1- Thomas K/ 3- Hebb B/ 11- Horton T/ 13- Barnes D/ 32- Hamilton D/	1	01:38	2	20:00	01:38	3-3	0	1	0	0	0	1.0417
4- Camper Jr. C/ 5- Terrell Jr. D/ 13- Barnes D/ 23- Frazier III O/ 34- Kalu K/	2	20:00	2	16:36	03:24	5-5	0	5	0	1	1	0.7911
3- Hebb B/ 5- Terrell Jr. D/ 13- Barnes D/ 23- Frazier III O/ 34- Kalu K/	2	16:36	2	11:25	05:11	12-9	3	3	3	2	3	1.2876
4- Camper Jr. C/ 5- Terrell Jr. D/ 13- Barnes D/ 23- Frazier III O/ 34- Kalu K/	2	11:25	2	10:09	01:16	0-2	-2	1	0	0	0	0.0000
1- Thomas K/ 4- Camper Jr. C/ 13- Barnes D/ 23- Frazier III O/ 34- Kalu K/	2	10:09	2	09:10	00:59	4-2	2	1	1	0	0	2.0000
1- Thomas K/ 3- Hebb B/ 4- Camper Jr. C/ 23- Frazier III O/ 32- Hamilton D/	2	09:10	2	08:37	00:33	0-1	-1	1	0	0	0	0.0000
1- Thomas K/ 3- Hebb B/ 4- Camper Jr. C/ 11- Horton T/ 32- Hamilton D/	2	08:37	2	07:58	00:39	3-2	1	0	0	1	0	1.2931
1- Thomas K/ 3- Hebb B/ 4- Camper Jr. C/ 23- Frazier III O/ 32- Hamilton D/	2	07:58	2	07:31	00:27	0-0	0	0	1	0	0	0.0000
1- Thomas K/ 3- Hebb B/ 4- Camper Jr. C/ 23- Frazier III O/ 34- Kalu K/	2	07:31	2	07:29	00:02	0-1	-1	0	0	0	0	0.0000
1- Thomas K/ 3- Hebb B/ 4- Camper Jr. C/ 23- Frazier III O/ 33- Jones E/	2	07:29	2	04:59	02:30	2-3	-1	2	0	1	1	0.6667
1- Thomas K/ 4- Camper Jr. C/ 13- Barnes D/ 23- Frazier III O/ 33- Jones E/	2	04:59	2	04:00	00:59	0-3	-3	0	0	0	0	0.0000
4- Camper Jr. C/ 5- Terrell Jr. D/ 13- Barnes D/ 23- Frazier III O/ 33- Jones E/	2	04:00	2	03:53	00:07	0-0	0	0	0	0	0	0.0000
4- Camper Jr. C/ 5- Terrell Jr. D/ 13- Barnes D/ 23- Frazier III O/ 34- Kalu K/	2	03:53	2	02:07	01:46	2-0	2	2	0	0	0	1.0638
3- Hebb B/ 5- Terrell Jr. D/ 13- Barnes D/ 23- Frazier III O/ 34- Kalu K/	2	02:07	2	01:50	00:17	0-1	-1	0	0	0	0	0.0000
4- Camper Jr. C/ 5- Terrell Jr. D/ 13- Barnes D/ 23- Frazier III O/ 34- Kalu K/	2	01:50	2	01:18	00:32	3-1	2	0	0	0	0	3.0000
3- Hebb B/ 4- Camper Jr. C/ 5- Terrell Jr. D/ 23- Frazier III O/ 34- Kalu K/	2	01:18	2	00:27	00:50	2-3	-1	0	0	0	1	1.0000
4- Camper Jr. C/ 5- Terrell Jr. D/ 13- Barnes D/ 23- Frazier III O/ 34- Kalu K/	2	00:27	2	00:26	00:01	2-1	1	0	0	0	0	2.2727
3- Hebb B/ 4- Camper Jr. C/ 5- Terrell Jr. D/ 23- Frazier III O/ 34- Kalu K/	2	00:26	2	00:16	00:10	0-2	-2	0	0	0	0	0.0000
4- Camper Jr. C/ 5- Terrell Jr. D/ 13- Barnes D/ 23- Frazier III O/ 34- Kalu K/	2	00:16	2	00:00	00:16	3-3	0	1	0	0	0	1.7045



UTEP at New Mexico St.

02/08/25 Pan American Center, Las Cruces
2024-25 Men's Basketball

Game Time: 7:00 PM
Game Duration: 2:15
Attendance: 8,941

Officials: Brent Dugas, Shane Land, Rodrick Nixon

New Mexico St.

Lineup	Quarter On	Time On	Quarter Off	Time Off	Time on Court	Score	Score Diff	Reb	Stl	Tov	Ass	PPP
0- Bostick D/ 2- Jackson Z/ 3- Cook C/ 12- Filipovity P/ 25- Tshimanga E/	1	20:00	1	16:38	03:22	2-6	-4	2	1	0	1	0.4505
0- Bostick D/ 2- Jackson Z/ 3- Cook C/ 12- Filipovity P/ 21- Carpenter R/	1	16:38	1	13:41	02:57	1-6	-5	3	1	0	0	0.1838
1- Pickens G/ 3- Cook C/ 13- Harris J/ 21- Carpenter R/ 34- Nnamoko E/	1	13:41	1	11:05	02:36	6-8	-2	1	1	1	1	1.2000
1- Pickens G/ 4- Osborne J/ 13- Harris J/ 21- Carpenter R/ 25- Tshimanga E/	1	11:05	1	09:49	01:16	0-0	0	2	0	1	0	0.0000
1- Pickens G/ 4- Osborne J/ 12- Filipovity P/ 13- Harris J/ 25- Tshimanga E/	1	09:49	1	08:44	01:05	2-0	2	1	0	0	0	1.0638
0- Bostick D/ 2- Jackson Z/ 3- Cook C/ 12- Filipovity P/ 25- Tshimanga E/	1	08:44	1	06:38	02:06	2-1	1	1	1	1	0	0.6667
0- Bostick D/ 2- Jackson Z/ 3- Cook C/ 12- Filipovity P/ 21- Carpenter R/	1	06:38	1	05:36	01:02	0-0	0	0	0	0	0	0.0000
0- Bostick D/ 2- Jackson Z/ 3- Cook C/ 13- Harris J/ 21- Carpenter R/	1	05:36	1	03:04	02:32	6-0	6	5	2	1	1	1.0204
2- Jackson Z/ 3- Cook C/ 4- Osborne J/ 13- Harris J/ 21- Carpenter R/	1	03:04	1	01:38	01:26	2-4	-2	1	0	0	0	1.0638
1- Pickens G/ 3- Cook C/ 4- Osborne J/ 13- Harris J/ 25- Tshimanga E/	1	01:38	2	20:00	01:38	3-3	0	2	0	0	0	1.2295
0- Bostick D/ 2- Jackson Z/ 3- Cook C/ 12- Filipovity P/ 25- Tshimanga E/	2	20:00	2	17:27	02:33	5-2	3	3	1	0	0	1.0504
0- Bostick D/ 2- Jackson Z/ 3- Cook C/ 12- Filipovity P/ 19- Tshimanga N/	2	17:27	2	17:02	00:25	0-2	-2	0	0	0	0	0.0000
0- Bostick D/ 2- Jackson Z/ 3- Cook C/ 19- Tshimanga N/ 21- Carpenter R/	2	17:02	2	16:07	00:55	2-1	1	1	0	0	1	1.0000
0- Bostick D/ 1- Pickens G/ 3- Cook C/ 19- Tshimanga N/ 21- Carpenter R/	2	16:07	2	15:13	00:54	0-3	-3	1	0	0	0	0.0000
0- Bostick D/ 1- Pickens G/ 13- Harris J/ 19- Tshimanga N/ 21- Carpenter R/	2	15:13	2	14:16	00:57	3-3	0	0	0	0	0	1.5000
1- Pickens G/ 3- Cook C/ 13- Harris J/ 21- Carpenter R/ 25- Tshimanga E/	2	14:16	2	13:02	01:14	0-4	-4	0	0	1	0	0.0000
1- Pickens G/ 3- Cook C/ 12- Filipovity P/ 13- Harris J/ 25- Tshimanga E/	2	13:02	2	11:56	01:06	2-2	0	0	0	2	0	0.6944
2- Jackson Z/ 3- Cook C/ 12- Filipovity P/ 13- Harris J/ 21- Carpenter R/	2	11:56	2	09:10	02:46	6-4	2	3	0	1	1	1.3889
2- Jackson Z/ 3- Cook C/ 4- Osborne J/ 13- Harris J/ 25- Tshimanga E/	2	09:10	2	08:26	00:44	1-2	-1	0	0	0	0	1.1364
0- Bostick D/ 2- Jackson Z/ 3- Cook C/ 4- Osborne J/ 25- Tshimanga E/	2	08:26	2	06:12	02:14	4-3	1	2	0	1	0	1.0638
0- Bostick D/ 2- Jackson Z/ 3- Cook C/ 12- Filipovity P/ 21- Carpenter R/	2	06:12	2	06:00	00:12	0-0	0	0	0	0	0	0.0000
0- Bostick D/ 2- Jackson Z/ 12- Filipovity P/ 13- Harris J/ 21- Carpenter R/	2	06:00	2	04:59	01:01	2-0	2	2	0	0	0	2.0000
0- Bostick D/ 2- Jackson Z/ 13- Harris J/ 21- Carpenter R/ 25- Tshimanga E/	2	04:59	2	01:50	03:09	4-2	2	3	0	0	0	1.1628
0- Bostick D/ 2- Jackson Z/ 3- Cook C/ 21- Carpenter R/ 25- Tshimanga E/	2	01:50	2	00:08	01:41	10-9	1	1	0	0	2	2.1008
0- Bostick D/ 2- Jackson Z/ 3- Cook C/ 4- Osborne J/ 21- Carpenter R/	2	00:08	2	00:00	00:08	0-1	-1	1	0	0	0	0.0000



UTEP at New Mexico St.

02/08/25 Pan American Center, Las Cruces
2024-25 Men's Basketball

Officials: Brent Dugas, Shane Land, Rodrick Nixon

UTEP

Lineup	Time	Score	Score Diff	Pts/Min	Reb	Stl	Tov	Ass	PPP
4- Camper Jr. C/ 5- Terrell Jr. D/ 13- Barnes D/ 23- Frazier III O/ 34- Kalu K/	12:47	22-16	6	1.7205	17	0	3	2	1.0185
3- Hebb B/ 5- Terrell Jr. D/ 13- Barnes D/ 23- Frazier III O/ 34- Kalu K/	06:01	12-10	2	1.9945	4	4	2	3	1.1628
4- Camper Jr. C/ 5- Terrell Jr. D/ 13- Barnes D/ 23- Frazier III O/ 33- Jones E/	04:35	6-6	0	1.3091	6	0	3	1	0.6073
3- Hebb B/ 5- Terrell Jr. D/ 13- Barnes D/ 23- Frazier III O/ 32- Hamilton D/	03:19	8-6	2	2.4121	1	1	1	3	1.6000
3- Hebb B/ 4- Camper Jr. C/ 5- Terrell Jr. D/ 23- Frazier III O/ 34- Kalu K/	02:56	2-7	-5	0.6787	1	0	1	1	0.4000
1- Thomas K/ 3- Hebb B/ 4- Camper Jr. C/ 23- Frazier III O/ 33- Jones E/	02:30	2-3	-1	0.8000	2	0	1	1	0.6667
1- Thomas K/ 3- Hebb B/ 11- Horton T/ 13- Barnes D/ 34- Kalu K/	01:44	4-3	1	2.3077	2	0	0	1	1.3889
1- Thomas K/ 3- Hebb B/ 11- Horton T/ 13- Barnes D/ 32- Hamilton D/	01:38	3-3	0	1.8367	1	0	0	0	1.0417
1- Thomas K/ 3- Hebb B/ 4- Camper Jr. C/ 23- Frazier III O/ 32- Hamilton D/	01:00	0-1	-1	0.0000	1	1	0	0	0.0000
1- Thomas K/ 4- Camper Jr. C/ 13- Barnes D/ 23- Frazier III O/ 34- Kalu K/	00:59	4-2	2	4.0678	1	1	0	0	2.0000
1- Thomas K/ 4- Camper Jr. C/ 13- Barnes D/ 23- Frazier III O/ 33- Jones E/	00:59	0-3	-3	0.0000	0	0	0	0	0.0000
1- Thomas K/ 3- Hebb B/ 11- Horton T/ 13- Barnes D/ 33- Jones E/	00:50	0-0	0	0.0000	0	1	0	0	0.0000
1- Thomas K/ 3- Hebb B/ 4- Camper Jr. C/ 11- Horton T/ 32- Hamilton D/	00:39	3-2	1	4.6154	0	0	1	0	1.2931
1- Thomas K/ 3- Hebb B/ 4- Camper Jr. C/ 23- Frazier III O/ 34- Kalu K/	00:02	0-1	-1	0.0000	0	0	0	0	0.0000



UTEP at New Mexico St.

02/08/25 Pan American Center, Las Cruces
2024-25 Men's Basketball

Officials: Brent Dugas, Shane Land, Rodrick Nixon

New Mexico St.

Lineup	Time	Score	Score Diff	Pts/Min	Reb	Stl	Tov	Ass	PPP
0- Bostick D/ 2- Jackson Z/ 3- Cook C/ 12- Filipovity P/ 25- Tshimanga E/	08:01	9-9	0	1.1227	6	3	1	1	0.7377
0- Bostick D/ 2- Jackson Z/ 3- Cook C/ 12- Filipovity P/ 21- Carpenter R/	04:11	1-6	-5	0.2390	3	1	0	0	0.1344
0- Bostick D/ 2- Jackson Z/ 13- Harris J/ 21- Carpenter R/ 25- Tshimanga E/	03:09	4-2	2	1.2698	3	0	0	0	1.1628
2- Jackson Z/ 3- Cook C/ 12- Filipovity P/ 13- Harris J/ 21- Carpenter R/	02:46	6-4	2	2.1687	3	0	1	1	1.3889
1- Pickens G/ 3- Cook C/ 13- Harris J/ 21- Carpenter R/ 34- Nnamoko E/	02:36	6-8	-2	2.3077	1	1	1	1	1.2000
0- Bostick D/ 2- Jackson Z/ 3- Cook C/ 13- Harris J/ 21- Carpenter R/	02:32	6-0	6	2.3684	5	2	1	1	1.0204
0- Bostick D/ 2- Jackson Z/ 3- Cook C/ 4- Osborne J/ 25- Tshimanga E/	02:14	4-3	1	1.7910	2	0	1	0	1.0638
0- Bostick D/ 2- Jackson Z/ 3- Cook C/ 21- Carpenter R/ 25- Tshimanga E/	01:41	10-9	1	5.9289	1	0	0	2	2.1008
1- Pickens G/ 3- Cook C/ 4- Osborne J/ 13- Harris J/ 25- Tshimanga E/	01:38	3-3	0	1.8367	2	0	0	0	1.2295
2- Jackson Z/ 3- Cook C/ 4- Osborne J/ 13- Harris J/ 21- Carpenter R/	01:26	2-4	-2	1.3953	1	0	0	0	1.0638
1- Pickens G/ 4- Osborne J/ 13- Harris J/ 21- Carpenter R/ 25- Tshimanga E/	01:16	0-0	0	0.0000	2	0	1	0	0.0000
1- Pickens G/ 3- Cook C/ 13- Harris J/ 21- Carpenter R/ 25- Tshimanga E/	01:14	0-4	-4	0.0000	0	0	1	0	0.0000
1- Pickens G/ 3- Cook C/ 12- Filipovity P/ 13- Harris J/ 25- Tshimanga E/	01:06	2-2	0	1.8182	0	0	2	0	0.6944
1- Pickens G/ 4- Osborne J/ 12- Filipovity P/ 13- Harris J/ 25- Tshimanga E/	01:05	2-0	2	1.8462	1	0	0	0	1.0638
0- Bostick D/ 2- Jackson Z/ 12- Filipovity P/ 13- Harris J/ 21- Carpenter R/	01:01	2-0	2	1.9672	2	0	0	0	2.0000
0- Bostick D/ 1- Pickens G/ 13- Harris J/ 19- Tshimanga N/ 21- Carpenter R/	00:57	3-3	0	3.1579	0	0	0	0	1.5000
0- Bostick D/ 2- Jackson Z/ 3- Cook C/ 19- Tshimanga N/ 21- Carpenter R/	00:55	2-1	1	2.1818	1	0	0	1	1.0000
0- Bostick D/ 1- Pickens G/ 3- Cook C/ 19- Tshimanga N/ 21- Carpenter R/	00:54	0-3	-3	0.0000	1	0	0	0	0.0000
2- Jackson Z/ 3- Cook C/ 4- Osborne J/ 13- Harris J/ 25- Tshimanga E/	00:44	1-2	-1	1.3636	0	0	0	0	1.1364
0- Bostick D/ 2- Jackson Z/ 3- Cook C/ 12- Filipovity P/ 19- Tshimanga N/	00:25	0-2	-2	0.0000	0	0	0	0	0.0000
0- Bostick D/ 2- Jackson Z/ 3- Cook C/ 4- Osborne J/ 21- Carpenter R/	00:08	0-1	-1	0.0000	1	0	0	0	0.0000