



UTEP BASKETBALL

1966 NCAA CHAMPS | 17 NCAA APPEARANCES | 12 LEAGUE TITLES | 27 20+ WIN SEASONS

GAME 26 AT KENNESAW STATE



UTEP MINERS (17-7, 7-4 CUSA)

Head Coach: Joe Golding (Abilene Christian, 1999)
Career Record: 227-200 (14th Season)
Record at UTEP: 69-56 (4th Season)
Home: 11-3 | **Road:** 4-4 | **Neutral:** 2-1 | **Streak:** L1

WHERE TO WATCH & LISTEN



RADIO TALENT
Jon Teicher



KENNESAW STATE OWLS (15-11, 7-6 CUSA)

Head Coach: Antoine Pettway
Career Record: 30-27 (2nd year)
Record at School: Same
Home: 11-2 | **Road:** 3-7 | **Neutral:** 1-2 | **Streak:** L1

2024-25 SCHEDULE

DATE	OPPONENT	TIME
Nov. 4	Sul Ross State (ESPN+) W, 102-55	
Nov. 9	at Utah Valley & (ESPN+) L, 60-89	
Nov. 12	UTPB (ESPN+) W, 78-58	
Nov. 20	at UCSB (ESPN+) W, 79-76	
Nov. 25	vs. San Jose State \$ (Flo Sports) L, 67-71	
Nov. 26	vs. Long Beach State \$ (Flo Sports) W, 70-44	
Nov. 27	vs. UNC Greensboro \$ (Flo Sports) W, 64-58	
Dec. 7	Seattle U (ESPN+) W, 88-72	
Dec. 11	at Louisville (ESPN+/ACCNX) L, 74-77	
Dec. 16	Tarleton State & (ESPN+) W, 67-62	
Dec. 20	Jackson State ^ (YouTube) W, 67-61	
Dec. 21	Yale ^ (YouTube) W, 75-74	
Dec. 28	Northern New Mexico (ESPN+) W, 79-60	
Jan. 2	LA Tech * (ESPN+) W, 70-60	
Jan. 4	Sam Houston * (ESPN+) W, 81-72	
Jan. 11	NM State * (ESPN+) L, 57-85	
Jan. 16	at Liberty * (CBSN) W, 72-70	
Jan. 18	at FIU * (ESPN+) W, 81-73	
Jan. 23	Jax State * (ESPN+) L, 66-73	
Jan. 25	Kennesaw State * (ESPN+) W, 73-71	
Jan. 30	at WKU * (ESPN+) L, 74-78	
Feb. 1	at Middle Tennessee * (ESPN+) L, 68-71	
Feb. 8	at NM State * (ESPN+) W, 66-63	
Feb. 13	FIU * (ESPN+) W, 77-63	
Feb. 15	Liberty * (ESPN+) L, 69-76	
Feb. 20	at Kennesaw State * (ESPN+) 5 p.m.	
Feb. 22	at Jax State * (ESPN+) 3 p.m.	
Feb. 27	WKU * (CBSN) 7 p.m.	
March 1	Middle Tennessee * (ESPN+) 2 p.m.	
March 6	at Sam Houston * (ESPN+) 5:30 p.m.	
March 8	at LA Tech * (ESPN+) 1 p.m.	
March 11-15	CUSA Championships # TBA	

Bold denotes home game
 &- CUSA/WAC Challenge
 \$- Ball Dawgs Classic (Las Vegas, Nev.)
 ^- WestStar Don Haskins Sun Bowl Invitational
 *- CUSA Games
 # CUSA Championships (Huntsville, Ala.)

All Times Mountain

UTEP IN THE SERIES

Overall: UTEP leads, 1-0
Streak: UTEP, W1
First Meeting: at UTEP 73, Kennesaw State 71
Last Meeting: Same

THE DIME DROPPER

David Terrell Jr. has posted at least six assists in six straight games, the longest such stretch by a Miner since Fili Rivera (eight, '04-05).

DID YOU KNOW?

Otis Frazier III has posted 16 straight double-digit scoring efforts, the longest by a Miner since Omega Harris also did so in '16-17.

PRONUNCIATIONS

Kevin KALU - CAL-ooh
 AHAMAD Bynum - Ahh-mohd
 RAIJON Dispensa - RAY-Jahn
 BABACAR MBENGUE- Bah-bah-car Bang
 David TERRELL Jr. - TUR-REL

OPENING TIP

The UTEP men's basketball team (17-8, 7-5 CUSA) will open a two-game roadswing when it makes its first trip to Kennesaw State (15-11, 7-6 CUSA) for a 5 p.m. MT/7 p.m. ET matchup on Thursday. The Miners will be looking to bounce from a hard-fought 76-69 setback at the hands of second-place Liberty on Feb. 15, a game in which UTEP led for 28:30 before a big 16-3 run later in the second half swung the pendulum of momentum back to the Flames. UTEP cut it to a one-possession game, but it couldn't claw back in front. The Owls have dropped two of three, including having a frenetic rally fall just shy when a 3-pointer at the buzzer was off the mark in an 78-76 setback at Sam Houston on Feb. 15. The contest initiates a stretch with four of six on the road to close the regular season, including locking up at league leader Jax State at 3 p.m. MT/4 p.m. CT Saturday. The Orange and Blue are aiming to sweep the season series with KSU after knocking off the Owls in El Paso, 73-71, on Jan. 25. They will have their hands full trying to accomplish that feat, with KSU boasting a mark of 11-2 at home (5-2 CUSA). The Miners are 4-4 on the road (3-2 CUSA). The four road wins double the amount from last season (2-9) while also surpassing the total from the 2022-23 campaign (3-10). The matchup at Kennesaw State will mark UTEP's first all-time in the "Peach State" and fourth this year in the Eastern Time Zone (2-1 thus far). It is also a preview of a potential matchup for the 2025 Conference USA Championships. Heading into the game, the Miners are fourth in the league at 7-5 while the Owls sit a half-contest back at 7-6. **Jon Teicher** (44th year) will be on the call on "The Home of UTEP Basketball" 600 ESPN El Paso, with audio available on the UTEP Miners App as well. It will also be streamed on ESPN+ (subscription required),

UTEP'S STAT LEADERS

Otis Frazier III - 14.4 (9th CUSA)
 Kevin Kalu - 5.5 (15th CUSA)
 David Terrell Jr. - 3.8 (6th CUSA)
 Corey Camper Jr. - 2.35 (1st CUSA/13th NCAA)
 Otis Frazier III - 0.8 (14th CUSA)

CATEGORY

POINTS PER GAME
 REBOUNDS PER GAME
 ASSISTS PER GAME
 STEALS PER GAME
 BLOCKS PER GAME

OPPONENT STAT LEADERS

Adrian Wooley - 18.5 (3rd CUSA/57th NCAA)
 Rongie Gordon - 6.2 (11th CUSA)
 Adrian Wooley - 3.5 (T8th CUSA)
 Adrian Wooley - 1.5 (T8th CUSA)
 B. Lue/R. Gordon - 0.9 (5th CUSA)

LAST GAME'S STARTING FIVE



COREY CAMPER JR.
 SR / G / 1L
 6-5 / 180
 10.9 PPG
 3.7 RPG
 2.4 SPG
 40.2 FG%
 34.4 3PT%
 77.4 FT%



DAVID TERRELL JR.
 SO / G / 1L
 6-4 / 185
 8.3 PPG
 3.7 RPG
 3.8 APG
 49.0 FG%
 42.9 3PT%
 66.2 FT%



DEVON BARNES
 JR / G / TR
 6-1 / 175
 10.0 PPG
 2.1 RPG
 1.6 SPG
 37.8 FG%
 35.2 3PT%
 71.7 FT%



OTIS FRAZIER III
 SR / G / F / 2L
 6-6 / 210
 14.4 PPG
 5.2 RPG
 2.3 SPG
 46.9 FG%
 32.1 3PT%
 75.0 FT%



KEVIN KALU
 SR / F / 3L
 6-9 / 235
 7.2 PPG
 5.5 RPG
 0.6 BPG
 63.9 FG%
 00.0 3PT%
 64.2 FT%

MEDIA INFORMATION

PRACTICE COVERAGE

Practices are open to the media. Please contact Mark Brunner with all interview requests for coaches and players.

SID/SOCIAL MEDIA ACCOUNTS

ASSOCIATE DIRECTOR OF ATHLETICS STRATEGIC COMMUNICATIONS

UTEP MBB SID

Mark Brunner
mbrunner@utep.edu
915-472-4029 (c)
915-747-5722 (o)

OFFICIAL WEBSITE: UTEPMINERS.com

TWITTER: @UTPEMBB

INSTAGRAM: @UTPEMBB

UTEP QUICK FACTS

UNIVERSITY INFORMATION

Location.....El Paso, Texas
Founded.....1914
Enrollment.....23,880
Nickname.....Miners
Colors.....Dark Blue, Orange, Silver Accent
Conference.....Conference USA
Arena.....Don Haskins Center (11,892)
President.....Dr. Heather Wilson
Director of Athletics.....Jim Senter

BASKETBALL STAFF

Head Coach.....Joe Golding
Career Record: 227-200 (14th Season)
UTEP Record: 69-55 (Fourth Season)
Assistant Coach.....Mike Roberts
Assistant Coach.....Earl Boykins
Assistant Coach.....Bryen Spriggs
Chief of Staff.....Austin Cox
Assistant Coach.....Kevin Kaerwer
Assistant Coach.....Reggie Miller
Administrative Assistant.....Mary Ramos

HISTORY

All-Time Record.....1,491-1,150
First Year of Program.....1913-14
Season Number.....104th
NCAA Tournament Appearances.....17 (last in 2010)
NCAA Titles.....1 (1966)
NIT Appearances.....11 (last in 2015)
Conference championships.....12 (last in 2010)
20-win seasons.....27 (last in 2022)
Overtime games.....119 (69-50)
Record when scoring 100+ points.....33-2

2023-24 REVIEW

2023-24 Overall Record.....18-16
2023-24 CUSA Record.....7-9 (Fifth CUSA)
2024 CUSA Tournament...2-1 (Lost in championship)
2024 Postseason.....None

STEALING THE SHOW

UTEP, San Diego and Ole Miss are the only schools in the country to boast two players producing at least 2.0 steals per game. **Corey Camper Jr.** (2.35, first CUSA/13th NCAA) and **Otis Frazier III** (2.28, second CUSA/18th NCAA) are leading the way for the Miners in that department. UTEP has never had two players average at least 2.0 spg in the same season.

SERIES HISTORY: UTEP LEADS, 1-0

Thursday's matchup is the second all-time between the programs. The Miners bested first-year Conference USA member Kennesaw State, 73-71, on Jan. 25 at the Don Haskins Center earlier this season. UTEP rallied from a nine-point second-half deficit to secure what remains its only triumph this year when trailing at the half (1-5 in situation). Simeon Cottle had a chance to win it at the buzzer, but the shot was off the mark and **Otis Frazier III** secured the rebound.

GET TO KNOW KENNESAW STATE (15-11, 7-6 CUSA, 11-2 HOME, 3-7 AWAY, 1-2 NEUTRAL)

Kennesaw State has made its impact felt in its first year as a member of Conference USA. The Owls were picked last in the CUSA preseason poll, but they enter Thursday's matchup with an overall record of 15-11, including 7-6 in CUSA play. That puts them alone in fifth place, a half game back of the Miners. After a 1-2 start to league action, KSU got hot by winning the next three contests. The Owls were on their way to a fourth straight victory in the matchup at UTEP, leading by nine early in the second half, before the Orange and Blue rallied to post a 73-71 triumph on Jan. 25. After another setback to Liberty, 76-68, the Owls regrouped to win three of the next four. They fell last time out, however, with a furious second-half rally coming up just short in a 78-76 setback at Sam Houston on Feb. 15. KSU features an incredible one-two punch. Nine-time CUSA Freshman of the Week and presumptive CUSA Freshman of the Year Adrian Wooley pours in 18.5 ppg (third CUSA/57th NCAA) while three-time CUSA Player of the Week (most of any player in the league) Simeon Cottle is just behind at 18.2 ppg (fourth CUSA/64th NCAA). Both Cottle (2.96-second CUSA/36th NCAA) and Wooley (2.08-10th CUSA) knock down at least two 3-pointers per contest. Each are effective passers, with Wooley tallying 3.5 apg (eighth CUSA) followed by Cottle at 3.0 (11th CUSA). Andre Weir is a defensive force with 1.23 blocks per game (fifth CUSA). Braedan Lue (10.0 ppg) is the only other play on the roster to be in double figures for scoring. The Owls are known for their toughness, especially on the boards. They pace CUSA and are among the NCAA top-100 nationally for rebounding margin (7.5-15th), defensive rebounds per game (28.3-11th), offensive rebounds per game (13.6-20th) and total rebounds per game (41.9-fourth). Rongie Gordon is the top rebounder on the squad at 6.2 rpg (11th CUSA), but four other players average better than 5.0 rpg. KSU is also the No. 1 squad in the conference for free throws made (15.7-67th NCAA) and attempted per game (22.2-43rd), in addition to 3-point attempts per game (28.4-23rd NCAA). It also among the conference leaders and top-100 nationally for blocked shots (4.2-fourth/72nd), field-goal percentage defense (41.1-fourth/48th), scoring offense (77.5-second/91st) and 3-point makes per game (8.6-third/92nd). The Owls do have a few areas they've struggled in. They commit 13.9 turnovers per game (ninth CUSA/324th NCAA), shoot an overall percentage of 42.7 (ninth CUSA/283rd NCAA), are called for 18.2 fouls per contest (eighth CUSA/289th NCAA), yield 73.1 ppga (eighth CUSA/229th NCAA) and shoot just 30.3 percent (ninth CUSA/333rd NCAA) from beyond-the-arc. The university was founded in 1963, with the basketball program launching for the 1985-86 campaign. They won the NCAA DII national championship in 2004 and started competing at the DI one in 2005-06. Notable alumni include Mac Powell (singer who helped form the band Third Day) and Shannon Pursue (actress who made her debut on Netflix's Stranger Things).

LOOKING BACK (LIBERTY 76, AT UTEP 69, FEB. 15)

Otis Frazier III tallied 16 points to pace a trio of Miners in double figures, but visiting Liberty used a barrage of 3-pointers to outlast UTEP, 76-69, at home on Feb. 15. The Miners led 53-46 with 9:35 to play before the Flames unleashed a game-changing 16-3 run, including 10 straight to cap it, while pulling ahead by six (62-56, 4:54, 2H). UTEP kept battling and made it a one-possession game with 52 seconds left, but the visitors held on. Liberty nailed 47.4 percent (27-57) from the floor, including bombing home 14-29 (48.3 percent) from 3-point range. Four of those triples came during the decisive run. UTEP nailed 42.6 percent (26-61) and connected on nine



treys on 26 attempts (34.6). The Miners also finished 8-9 at the free throw line.

PRACTICALLY PERFECT AT THE LINE

UTEP finished with its second-best readout this year at the free-throw line against Liberty, making 88.9 percent (8-9). Unfortunately for the Orange and Blue, the nine attempts tied as their second-fewest tries this season, as the Flames were hit with an opponent single-game low nine fouls. The only time UTEP had less trips to the line this year was when the Miners were 5-6 from the charity stripe at Middle Tennessee (Feb. 1).

TOOK CARE OF THE ROCK

UTEP finished with only six turnovers vs. Liberty, its second-lowest total this year. The Miners committed three vs. LA Tech on Jan. 2.

NOT ENOUGH OFFENSIVE BOARDS

UTEP snagged a season-low tying five offensive rebounds vs. Liberty on Feb. 15. The Miners had posted eight or more offensive boards in their prior five contests.

MAKING SOME PROGRESS BOXING OUT

After a stretch where five of six foes pulled down at least 11 offensive rebounds, the past two opponents have been held to single digits in the category.



THAT'S THE TREY WE KNOW

Sharpshooter **Trey Horton III** looked the part against Liberty last time out. He buried 3-4 from beyond-the-arc for nine points to go along with three rebounds in 14 minutes of action. Horton III had been scoreless while attempting only two shots (both two pointers) and failing to snag a board in his prior five appearances.

THE DIME DROPPER

David Terrell Jr continued to pick defenses apart with his passing, racking up seven assists while turning it over just once against Liberty on Feb. 15. He has put together six consecutive contests with at least six helpers. (40 assists, 14 turnovers in the sequence). It has been 20 years since a Miner enjoyed such a stretch. **Fili Rivera** posted eight straight games with six or more assists during the '04-05 campaign. The surge has ele-

2024-25 TEAM COMPARISON

		
UTEP	CATEGORY	KENNESAW STATE
17-8, 7-5	Record	15-11, 7-6 CUSA
72.9	Scoring Offense	77.7
68.5	Scoring Defense	73.1
+4.4	Scoring Margin	+4.4
45.3	Field Goal Pct.	42.7
43.8	Field Goal Pct. Defense	41.1
37.4	3-Pt. Field Goal Pct.	30.3
31.8	3-Pt. Field Goal Pct. Defense	32.0
7.7	3-Pt. Field Goal Made/Game	8.6
71.9	Free Throw Pct.	70.7
14.6	Free Throw Made/Game	15.7
30.2	Rebound Avg.	41.9
-5.8	Rebound Margin	+7.5
14.0	Assists Avg.	13.2
12.1	Turnovers Avg.	13.9
17.0	Turnovers Forced/Game	11.7
10.8	Steals Avg.	6.8
3.1	Blocks Avg.	4.2

2024-25 CUSA STANDINGS (Thru Feb. 15)

	CONFERENCE	OVERALL
Jax State	10-3	18-8
Liberty	9-4	21-5
Middle Tennessee	8-4	17-8
UTEP	7-5	17-8
Kennesaw State	7-6	15-11
NM State	6-6	13-12
LA Tech	6-7	17-8
WKU	5-7	14-11
Sam Houston	3-10	10-16
FIU	2-11	8-18

UTEP IN THE RANKINGS

TEAM (TOP-100 NCAA TEAM RANKING)
THRU FEBRUARY 15 FOR RANKINGS

CATEGORY	VALUE	NCAA	C-USA
Fastbreak Points/Game	14.6	21	1
Scoring Defense	68.5	74	3
Steals/Game	10.8	1	1
3PT Percentage	37.4	38	3
3PT Percentage Defense	31.8	91	6
Turnover Margin	4.8	9	1
Turnovers Forced/Game	17.0	2	1
Winning Percentage	68.0	66	3

INDIVIDUAL (TOP-100 NCAA RANKING)

NAME	CATEGORY	VALUE	NCAA	C-USA
C. Camper Jr...	Steals/Game	2.36	13	1
O. Frazier III...	Steals/Game	2.28	18	2

UTEP'S RECORD WHEN ...

Overall	17-8
Against DI	14-8
Playing in OT	0-0
Playing at home	11-3
Playing on the road	4-4
Playing on a neutral court	2-1
Playing during the day	2-1
Playing at night	15-7
Playing CUSA foes	7-5
Playing CUSA home games	4-3
Playing CUSA road games	3-2
Playing CUSA neutral games	0-0
Playing nonconference foes	10-3
Playing nonconference home games	7-0
Playing nonconference road games	1-2
Playing nonconference neutral games	2-1
Playing on Mondays	2-1
Playing on Tuesdays	2-0
Playing on Wednesdays	2-1
Playing on Thursdays	3-2
Playing on Fridays	0-0
Playing on Saturdays	8-4
Playing on Sundays	0-0
Playing in November	5-2
Playing in December	5-1
Playing in January	5-3
Playing in February	2-2
Playing in March	0-0
Playing in the Central time zone	0-2
Playing in the Eastern time zone	2-1
Playing in the Mountain time zone	12-4
Playing in the Pacific time zone	3-1
Shooting 50% or better	7-1
Shooting 40% or better	11-5
Shooting less than 40%	2-3
Opponent shoots 50% or better	3-4
Opponent shoots 40% or better	9-5
Opponent shoots less than 40%	7-1
Shooting better than opponent	12-1
Shooting equal or worse than opponent	5-7
Scoring first	11-4
Opponent scores first	6-4
Outrebounding opponents	6-0
Tied or outrebounded	11-7
Ahead at halftime	14-3
Behind at halftime	1-5
Tied at halftime	2-0
Ahead with 5:00 to play	17-0
Behind with 5:00 to play	0-7
Tied with 5:00 to play	0-1
Committing same or less turnovers	15-6
Committing more turnovers	2-2
Having 10 or more steals	10-2
Shooting better than 70% from the line	5-7
Scoring less than 70 points	3-6
Scoring between 70-79 points	10-2
Scoring between 80-89 points	3-0
Scoring between 90-99 points	0-0
Scoring 100 points or more	1-0
Allowing less than 70 points	10-0
Allowing between 70-79 points	7-6
Allowing between 80-89 points	0-2
Allowing between 90-99 points	0-0
Games decided by five points or less	6-3
Games decided by 6-10 points	5-3
Games decided by 11-19 points	3-0
Games decided by 20+ points	3-2
Bench outscores opponent's bench	11-3
Bench is tied or outscored by opponent's	6-5



vated Terrell Jr.'s seasonal average to 3.8 apg (sixth CUSA). He rates second in CUSA for league-only contests in both assists per game (5.5) and assist-to-turnover ratio (+2.6).

TERRELL JR.'S SCORING TAKING OFF TOO

David Terrell Jr. has registered double figures in scoring in four of the past five contests, knocking down 23-40 (57.5 percent) in the stretch. Overall, he boasts nine double-digit scoring efforts this year, with six of those coming in league play. That nearly doubles the amount of such contests (five) during his 2024 CUSA Freshman of the Year campaign.

TWO TURNOVERS THE LAST 73 MINUTES

David Terrell Jr. has played 73 minutes out of a possible 80 the past two games. He's run the point extremely well, amassing 14 assists (seven vs. both FIU and Liberty). More impressive, though, is the fact he's committed only two turnovers in the sequence. That works out to an unheard of 7-1 assist-to-turnover ratio in the stretch.

FOURTH TIME'S THE CHARM?

For the fourth time this year, **David Terrell Jr.** enters a contest having tallied 10+ points in back-to-back outings. He is 10-17 from the floor in those contests. If he's able to score 10 or more at Kennesaw State on Thursday, it would serve as his longest double-digit streak (three) of both the season and career.

ON A STREAK WITH STEALS TOO

David Terrell Jr. has also registered multiple steals in consecutive contests for third time this season. The 2024 CUSA Freshman of the Year will be aiming for three such straight efforts for the second time of his career (Jan. 7-Jan. 18, 2024)

SHARPEST SHOOTING SINCE RETURN

After missing two and a half contests due to an injury sustained early in the second half vs. Jax State on Jan. 23, **Corey Camper Jr.** proceeded to shoot a combined 7-23 (30.4 percent) in his first three games contests back. He was much sharper last time out, knocking down 5-9 (55.6 percent) vs. Liberty on Feb. 15.

DON'T TAKE THIS CONSISTENCY FOR GRANTED

Otis Frazier III has been the epitome of consistency for UTEP as its leading scorer during his senior season. He has registered 16 straight double-digit scoring efforts and put up 10+ points in 22 of 25 games played this year. Only once (four points vs. UNC Greensboro on Nov. 27) has he failed to tally at least seven points in a contest. It is the longest in-season double-digit scoring streak by a Miner since **Omega Harris** (16 straight) in 2016-17.

PRETTY CONSISTENT WITH STEALS TOO

Otis Frazier III has recorded at least one steal in 24 of 25 contests this season, including 15 with two or more thefts.

FACED ADVERSITY AT THE LINE HEAD ON

After enduring a three-game stretch where he was a combined 3-11 (27.2 percent) at the free-throw line, **Otis Frazier III** dug deep and responded. He is 11-12 his past two tilts while making 13 of his last 14 tries overall. That included nailing two clutch tosses late in the contest at NM State to help seal the Miners' first win in Las Cruces in 14 years with a 66-63 vanquishing of the Aggies on Feb. 8.

HARDLY HAPPENS

For just the fourth time this season, **Devon Barnes** was not credited with a steal vs. Liberty. He is, however, still accounting for 1.6 steals per game (tied third CUSA), aided by 12 games with at least two or more thefts this season.

BETTER REBOUNDING EFFORT FROM KALU

After UTEP's leading rebounder **Kevin Kalu** (5.5 rpg-15th CUSA) equaled his second-lowest total for boards of the year with two vs. FIU, he was a bit more active last time out against Liberty. Kalu pulled down five boards, including four defensive.

HEBB SHOOTING IT WELL

Baylor Hebb has made 4-9 from distance in the past five contests, including knocking down a 3-pointer to ignite a game-sealing 10-0 run vs. FIU on Feb. 13. He had been 2-6 on triples over his first 14 appearances. He added a season-high tying two assists against the Panthers.



FIRST TIME FOR EVERYTHING

The Miners' loss to Liberty marked the first time this season they sustained a setback in a contest they enjoyed a double-digit cushion. UTEP had been 15-0 in the situation before Liberty erased an 11-point deficit (29-18, 6:12, 1H) to best the Miners, 76-69.

DOESN'T OCCUR OFTEN

UTEP slipped to 14-3 on the campaign when leading at the half. The Miners had a 35-32 edge at the break before Liberty outscored them, 44-34, over the final 20 minutes of action.

HARD TO WIN WITH THAT MANY 3-POINTERS ALLOWED

Liberty nailed an opponent season-high 14 treys to derail the Miners, 76-69, last time out on Feb. 15. In fact, the Flames both attempted and connected on more 3-pointers (14-29) than they did two-point tosses (13-28). It marked the most 3-pointers by a UTEP foe since Middle Tennessee knocked down 14 last year (14-24, Feb. 17, 2024). That game, however, required double over-time.

BARNES FINDING HIS RANGE AGAIN

Devon Barnes is 4-10 from 3-point range the past two tilts, which included an effort of 3-7 from distance in the victory against FIU on Feb. 13. He had been mirrored in a 7-33 skid on triples the prior eight contests.

HAMILTON MAKING HIS MARK FROM THE BENCH

Derick Hamilton continued his recent surge of quality play by connecting on 3-5 shots for six points in only nine minutes of action against Liberty on Feb. 15. He is now 14-21 (66.7 percent) for 7.7 ppg in the past four tilts. He is doing so in 11.3 mpg in the stretch.

TIES GALORE LATELY

Four of UTEP's past seven games have featured at least 10 ties, including a season-high 12 deadlocks against FIU on Feb. 13. Prior to the recent uptick, only the narrow 77-74 setback at Louisville on Dec. 11 had 10 or more ties in the contest.

BACK-AND-FORTH GAMES

Five different UTEP games this season have had nine or more lead changes, with four of those happening in league play. There were 11 lead swaps in the victory vs. FIU. The only nonconference game to go back-and-forth like that was at Louisville (L, 77-74, Dec. 11). There was a season-most 13 lead changes in that tilt.

WE CAN WIN CLOSE CONTESTS

UTEP improved to 5-2 on the season in one-possession contests with the 66-63 vanquishing of NM State on Feb. 8. They also marched to 8-4 in two-possession tilts (decided by six points or less)

STREAKING AT THE CHARITY STRIPE

A couple different Miners are riding streaks at the free-throw line. **Baylor Hebb** has drained 15 straight (last miss vs. UTPB, Nov. 12), **Ahamad Bynum** has hit in 12 in a row (last miss vs. Jackson State, Dec. 20).

BARNES'S OFFENSE GOING AGAIN

After being held to three points against Jax State, **Devon Barnes** has reached double figures in points in four of the past six contests. He now boasts 14 double-digit scoring efforts this season, which trails only **Otis Frazier III's** team-leading 22 such outings.

SHARP SHOOTING CONTINUES FOR JONES

Elijah Jones has nailed 17-26 (65.4 percent) from the floor over the past nine games. In the prior seven contests, he connected on just 2-11 (18.2 percent).

QUIETLY PUTTING UP POINTS

Kevin Kalu is averaging 9.7 ppg while shooting 67.6 percent (25-37) over the past six games. He started the surge with a career-high 14 points in the win vs. Kennesaw State on Jan. 25. Kalu matched that effort vs. FIU on Feb. 13, doing so on 6-7 shooting, which was aided by four dunks (three alley-oops).

AN INCREDIBLE OFFENSIVE JUMP

Kevin Kalu was averaging 3.2 ppg while shooting 57.0 percent from the floor for his career heading into his senior season. He has certainly saved the best for last, contributing 7.3 ppg on 63.9 percent shooting. One factor has been his effort at the line, which has jumped to 64.2 percent (34-53). That's a huge improvement from making 46.6 percent (27-58) last year. Overall, he has produced eight double-digit scoring games to quadruple his total such contests (two) over 91 appearances in his first three years with the Miners.

GOOD THINGS HAPPEN WHEN BIG KEV GETS HIS OFFENSE GOING

Kevin Kalu has 12 games this year with at least eight points, and the Miners are 10-2 in those contests.

KALU CLEANING UP THE BOARDS

Kevin Kalu, who tops UTEP in rebounding at 5.5 boards per game (15th CUSA), has pulled down at least eight rebounds in six different games this season. He has a pair of double-digit efforts, including snagging a team-best 10 at NM State on Feb. 11. The only other Miners on the campaign to have recorded at least eight rebounds in a contest are **Otis Frazier III** (career-high 12 vs. FIU, Feb. 13, nine at NM State, Feb. 8 and 11 vs. LA Tech, Jan. 2) and **David Terrell Jr.** (career-high 11 at Middle Tennessee, Feb. 1, nine at Liberty, Jan. 16).

PRETTY GOOD WITH BALANCED SCORING

UTEP is 11-2 on the season when four or more players reach double figures in scoring. The Miners most recently accomplished that feat vs. FIU on Feb. 13, with **Kevin Kalu** (14 points), **Devon Barnes** (13 points), **Otis Frazier III** and **David Terrell Jr.** (12 points) each doing so. The lone losses in the situation this year came at Middle Tennessee (L, 71-68, Feb. 1) and at WKU (L, 78-74, on Jan. 30).

VALUING THE BASKETBALL

UTEP enters the matchup at Kennesaw State with the eighth-best turnover margin in the country (4.8). The closest to the Miners in terms CUSA foes is at 2.7. The Orange and Blue rate second in the nation turnovers forced per game (17.0), which helps the cause greatly. UTEP has also registered 12 or fewer giveaways in four straight and six of the past seven contests. That includes three in single digits. UTEP had its second-lowest total this year when it made six vs. Liberty last time out.

TALKING BENCH PRODUCTION

UTEP's bench has produced 20+ points in six of the past nine contests, including receiving 26 from the reserves last time out. The Miners did not hit that figure in any of the first three league matchups. UTEP now received 20 or more points from reserves in 15 of 24 tilts. Overall, the Miners are getting 23.1 ppg from the backups to rate fourth in CUSA.

LOTS OF STEALS

Otis Frazier III has registered at least two steals in 12 of the past 15 games. Included in that was tying the school standard with eight steals vs Kennesaw State on Jan. 25. He has one each in the past two tilts, which halted a seven-game surge with multiple thefts. The longest streak by a Miner this year for the department is **Corey Camper Jr.** at nine.

WHAT A DUO FOR DEFENSE

Corey Camper Jr. (2.35 spg-first CUSA/13th NCAA) and **Otis Frazier III** (2.28-second/18th) provide a lethal one-two punch for steals for the Miners. There are still six games to play in the regular season plus at least one contest in the CUSA tournament, but UTEP has never had two players record at least 2.0 spg in the same season. In fact, there have been just six times total where it happened for a Miner. Naismith Memorial Basketball Hall of Fame member **Tim Hardaway** accounted for three of those efforts, doing so in his sophomore (2.19-1986-87), junior (2.41-1987-88) and senior (2.82, 1988-89) seasons. Frazier III accomplished the feat last year (2.21), with former Miners **Randy Culpepper** (2.03, 2010-11) and **Calvin Solomon** (2.00, 2022-23) rounding out the list.

IN RARE AIR

Otis Frazier III is the lone player in program history to have multiple games of eight steals, doing so vs. Kennesaw State (Jan. 25, 2025) and vs. Middle Tennessee (Jan. 18, 2024). Furthermore, he joins Naismith Memorial Basketball Hall of Famer **Tim Hardaway** as the only players in program history with at least seven steals in four games. Frazier III has two with eight and two with seven while Hardaway had four with seven.

DON'T BLINK, YOU MIGHT MISS A SCORE

UTEP is quick to get into its offense, especially off turnovers. The Miners lead CUSA and are 21st nationally at 14.6 fastbreak points per game.



FRAZIER III FLYING UP THE UTEP CAREER STEALS CHARTS

Otis Frazier III has registered a team-leading 57 steals on the season, with 42 of those coming in the past 15 games. The surge has elevated his career total as a Miner to 159, which has propelled him to take sole possession of fifth place on the career school charts. The late, great **Jeep Jackson** (165, 1983-87) is fourth at the school. There is a significant gap after that, with career school record holder and Naismith Memorial Basketball Hall of Famer **Tim Hardaway** (262, 1985-89) followed by **Randy Culpepper** (251, 2007-11) and **Julyan Stone** (209, 2007-11).

1,000 CAREER POINTS AND COUNTING FOR OTIS

Otis Frazier III, who has been streaking with 16 double-digit scoring games, surpassed 1,000 for his collegiate career with his first basket against FIU on Feb. 13. He enters the matchup at Kennesaw State at 1,027 (including time with George Mason), with the majority of those (940) coming as a Miner.

A LOOK AT THE LEAGUE STANDINGS

Jax State (10-3) holds a one-game lead over Liberty (9-4) for first place in the league, with Middle Tennessee 1.5 in back at 8-4. UTEP (7-5) is alone in fourth place, making the matchup at Kennesaw State (7-6) more vital. NM State (6-7), LA Tech (6-7) and WKU (5-7) follow. Sam Houston (3-10) and FIU (2-11) round out the standings, but the Bearcats were 2-0 last week. That included knocking off both Jax State and Kennesaw State.

TERRELL JR. MAKING LEAPS AND BOUNDS

Since the start of Conference USA play, **David Terrell Jr.** has dished out 65 assists (5.4 apg-second CUSA only) compared to just 25 turnovers (2.1 tpg) for an assist-to-turnover ratio of 2.6 (second CUSA only). He's dropped at least five dimes in nine of 12 league tilts, and he is the first Miner to have strung together six straight contests with six or more assists in 20 years (**Fili Rivera** eight straight in 2004-05). In his 12 nonconference appearances (missed one game) Terrell Jr. registered 27 assists while also turning it over 27 times. His scoring is also starting to take off. He is putting up 9.8 ppg in CUSA play, a solid leap from his 6.8 ppg in nonconference action this year. Overall, he's tallying 8.3 ppg on the season, up from the effort of 5.4 ppg as a freshman.

FRAZIER III'S OFFENSIVE TEAR

Otis Frazier III has been piling up the points lately, stringing together 16 straight games of double-digit scoring efforts to more than triple his prior long such stretch (five to begin the season). The senior, who is averaging 15.3 points per game during the surge, has elevated his seasonal average from 12.9 ppg to 14.4 ppg (ninth CUSA) as result. He has knocked down multiple 3-pointers nine times during the 16-contest sequence (56.3 percent of the tilts) after doing so on three occasions over the first nine tilts (33.3 percent of the games) of the season.

BOMBS AWAY FROM 3-POINT RANGE

Ahamad Bynum enters Thursday's matchup at Kennesaw State knocking down 47.0 percent (55-117) from 3-point range. That would put him among the upper echelon in the nation, but he is shy (2.39 per game-tied sixth CUSA) of the NCAA's required standard of 2.50 triples per tilt. There are still six games remaining in the regular season, but Bynum is on track to just edge out the UTEP single-season record for 3-point percentage. That mark is currently held by **Roy Smallwood** (1999-00), who was 28-61 (45.9 percent) as a freshman. It should be noted that Bynum has made nearly twice as many treys.

A TRIO TO WATCH

Ahamad Bynum (2.4 per game-tied sixth CUSA), **Devon Barnes** (1.5 per game-tied 17th CUSA) and **Otis Frazier III** (1.4 per game-tied 20th CUSA) have been UTEP's primary threats from on 3-pointers.

SHOOTING IT WELL & GUARDING IT TOO FROM DISTANCE

UTEP has been crisp from beyond-the-arc, connecting on 37.4 percent (192-514) on triples (third CUSA/38th NCAA). The Miners have also guarded the 3-point ball decently, with foes at 31.8 percent (171-538), which is top-100 nationally at 91st.

MAKING TRIPLES LEADS TO WINS

UTEP has connected on at least seven 3-pointers in 16 games this year, holding an 11-5 mark in those contests.

THE NEED FOR THAT LEAD WITH FIVE MINUTES LEFT

UTEP is 17-0 on the year when leading with five minutes to play, but the Miners are winless when either trailing (0-7) or tied (0-1) at that juncture.

CONVERTING TURNOVERS INTO POINTS

UTEP is accounting for 19.5 points per game off turnovers while foes have managed just 12.7 ppg in the category. UTEP is 15-4 when winning the category this year and 2-4 when failing to do so. Two of those losses came when **Corey Camper Jr.** was sidelined with an injury.

FLIPPING THE SCRIPT IN HOSTILE TERRITORY

The Miners are 4-4 on the road (3-2 CUSA), aided by winning at NM State for the first time in 14 years in their most-recent road game on Feb. 8. It is a stark contrast from the past two seasons. UTEP was 2-9 on the road last year and 3-10 in 2022-23. The last time the Orange and Blue had a winning road mark was head coach **Joe Golding's** first season on the sidelines with the Miners when he directed the squad to a 7-6 record.

THAT'S CONSISTENT SUCCESS

With the victory against Kennesaw State on Jan. 25, the Miners secured at least five wins in each of the first three months of the season. That hadn't happened since the 2010-11 campaign.

TALKING 20-POINT EFFORTS FOR OTIS

Otis Frazier III put together four 20+ scoring efforts over his first 98 collegiate contests (including one at George Mason), with three of those coming as a Miner. After his season-high 22-point outburst at FIU on Jan. 18, he has now posted a trio of 20+ tilts this year alone.

WHAT PRESSURE?

For the second straight season and third time under head coach **Joe Golding**, the Miners won a game in which they took the lead on their final possession of the game. **Ahamad Bynum** drilled a pull-up jumper with 2.9 seconds to provide the difference in the 72-70 triumph at Liberty on Jan. 16. In 2023-24, **Tae Hardy** buried a 3-pointer as the horn sounded to lift UTEP past then Pac-12 member Cal, 75-72, in the SoCal Challenge on Nov. 20, 2024. The only other time it has occurred in the Golding era was his first season when **Alfred Hollins** tipped in a missed shot to beat the buzzer in a 70-68 home victory against FAU on Jan 27, 2022. Making Bynum's play, unique, is that it came in front of a hostile crowd of more than 3,500 fans.

START FAST AND NORMALLY WIN

UTEP is 11-4 on the season when getting on the board first

THAT MAKES SENSE

UTEP has been nearly unbeatable (12-1) this year when shooting it better than the opposition, but it's been a challenge (5-7) when foes outshoot the Miners.

DOESN'T HAPPEN OFTEN, BUT WE WIN WHEN IT DOES

UTEP has only won the rebounding battle six times this year, and not surprisingly with how many other things they do well, the Miners are undefeated (6-0) in those contests. Things have changed a bit of late, with back-to-back winning efforts on the boards.

GOING STREAKING UNDER GOLDING

For the fourth time in as many years under head coach **Joe Golding**, the Miners enjoyed a winning streak of at least five games (Dec. 16 through Jan. 4) That is something that hadn't happened since UTEP also produced four consecutive campaigns with winning streaks of five or more in a row from 2013-14 through 2016-17 during the **Tim Floyd** era. Furthermore, the only other occasion that has occurred in the Sun City in the past 30 years was a four-season sequence from 1997-98 through 2000-01.

ATTACKING THE RIM

UTEP is third in CUSA in both free throws made per game (14.6) and free throws attempted per contest (20.2). That aggressive drive to the rim has helped compensate for rating ninth in CUSA and 306th in the country by committing 18.4 fouls per game.

BUILDING BIG LEADS AND HOLDING ON

UTEP has been up by double digits in 16 different games this year, winning all but one of those contests (lost vs. Liberty). The Miners have enjoyed advantages of at least 20 points in eight different contests.



OPONENTS HAVEN'T DONE THAT

UTEP has only trailed by double figures in three contests (at Utah Valley, Nov. 9, vs. San Jose State, Nov. 25 in Las Vegas, Nev., and against NM State, Jan. 11) with two of those coming within the first six games of the season. Furthermore, the Miners have never been behind in six tilts while facing a deficit of no more than three points in five other games.

SCORING LOTS OF POINTS

The Miners are averaging 72.9 points per game. There are still six games left in the regular season, but that would be the highest scoring output since the 2015-16 campaign (77.4 ppg). That year's team, however, allowed 74.9 ppg while the 2024-25 edition of the Miners are currently yielding 68.5 ppg (third CUSA/74th NCAA). UTEP is also on track to put up at least 70.0 ppg in back-to-back seasons for the first time since a five-year run from 2006-07 through 2010-11.

GETTING AFTER IT ON DEFENSE TOO

Foes have been held to 68.4 points per game (third CUSA/74th NCAA), in part due to the Orange and Blue pacing the country in steals per game (10.8) while rating second in turnovers forced per contest (17.0).

CONSTANTLY COMING AFTER YOU

UTEP is averaging a nation-leading 10.8 steals per game, a feat it achieved last year at 11.4 spg. Dating to the beginning of last season, the Miners have registered at least seven steals in 55 of the past 58 contests.

CONSISTENT AS THEY COME

Otis Frazier III has registered double figures in scoring in 22 of the 25 games this season (88.0 percent), including riding a current 16-contest streak. That more than triples his prior best surge (first five tilts this season). He has scored in every game this year and the past 73 overall. Last year he had 20 double-digit scoring efforts in 34 appearances (58.8 percent).

STEALS IN BUNCHES FOR CAMPER JR.

Corey Camper Jr. is first in CUSA and 13th nationally at 2.33 steals per game. He has multiple steals in 18 of his 23 appearances (missed two full contests with an injury), including a career-high five vs. UTPB on Nov. 12.

KALU MOVES PAST 450 CAREER REBOUNDS

UTEP leading rebounder **Kevin Kalu** (5.5 rpg-15th CUSA) grabbed five rebounds to move past 450 (454) in his UTEP career. **Otis Frazier III** has the lead for total DI collegiate rebounds (469, including time at George Mason), but Kalu has the edge in terms of rebounds as a Miner (454-408).

SURPASSING 80 MEANS GOOD THINGS

UTEP tallied 81 points at FIU on Jan. 18, tying its second-highest total (also 81 vs. Sam Houston) vs. a DI opponent this season. The effort trailed only the 88 points put up in the triumph against Seattle U on Dec. 7. The Miners are now 4-0 on the year and 20-4 under head coach **Joe Golding** when putting up at least 80 points.

BOMBS AWAY FROM BARNES

Devon Barnes has been nice addition to the roster for the Miners after transferring in from Tarleton State, where he helped the program compile a school-record 25 DI wins and make a run to the semifinals of the 2024 CIT. He has buried multiple 3-pointers in 10 different contests, with his 1.5 triples per tilt rating tied for 17th in CUSA. He has hit a career-high tying four treys twice.

FRAZIER III GETTING AFTER IT ON THE GLASS

Otis Frazier III, who is second on the team in overall rebounding (5.2 rpg-tied 20th CUSA), is on track to lead the Miners in offensive boards for the second straight season. He is pulling down 2.0 orpg (tied ninth CUSA), which is an increase from his effort of 1.7 (tied 13th CUSA) last year. Frazier III is also among the top 25 in the league for defensive rebounds per game at 3.2 (23rd CUSA).

PILED UP 10 WINS OUT OF CONFERENCE

UTEP (now 17-8 overall, 7-5 CUSA) entered Conference USA action at 10-3. It marked the first time that the Miners hit double figures in victories prior to CUSA play since going 10-5 in 2013-14.

BACK-TO-BACK TITLES

UTEP defeated Jackson State (67-61, Dec. 20 and Yale, 75-74, Dec. 21) to claim the WestStar Don Haskins Sun Bowl Invitational for the second straight season, something that hasn't happened since a three-year run (2012-14) under then head coach **Tim Floyd**.

TALKING DOUBLE-DOUBLES

Otis Frazier III (12 points, career-high 12 rebounds vs. FIU, Feb. 13 and 19 points, 11 rebounds vs. LA Tech, Jan. 2, 2025), **Kevin Kalu** (12 points, 12 rebounds vs. Jackson State, Dec. 20, 2024) and **David Terrell Jr.** (15 points, career-high 11 rebounds at Middle Tennessee, Feb. 1) all have double-doubles on the campaign. Frazier III now boasts three career double-doubles, having also previously done so last year (11 points, 10 rebounds, vs. Western New Mexico, Dec. 4, 2023). No other Miners (DI only) has a double-double (including prior schools).

TERRELL JR. HAS MADE SLOW START AT LINE A THING OF THE PAST

Sophomore **David Terrell Jr.** began the season at 5-16 (31.3 percent) on free throws over his first nine games, but he has been much better since. He is 42-55 (76.4 percent) since the slow start to elevate his season readout to 66.2 (47-71).

SHUTTING THEM DOWN

UTEP is 10-0 on the year when allowing 65 points or less in a game, including doing so in two of the past three tilts. The Miners' scoring defense is at 68.3 ppga (third CUSA/74th NCAA) going into the game at Kennesaw State.

STRIKE FIRST, STRIKE HARD, NO MERCY

The Miners scored the first five points and NM State never tied it or took the lead for UTEP's fifth wire-to-wire win this season on Feb. 8. It previously did so vs. Tarleton State (W, 67-62, Dec. 16), UNC Greensboro (W, 64-58, Nov. 27), UTPB (W, 78-58, Nov. 12) and Sul Ross State (W, 102-55, Nov. 4). The Miners also never trailed (tied once) at UCSB (W 79-76, Nov. 20).

PICK YOUR POISON

UTEP's balance has been an issue for the opposition, with six different individuals having led the team in scoring. **Otis Frazier III** (10) has set the tone. That is followed by **Corey Camper Jr.** and **David Terrell Jr.** and **Devon Barnes** at four, **Ahamad Bynum** (two) and **Kevin Kalu** (one).

SCORING STREAKS

Otis Frazier III (73) and **Devon Barnes** (55) both have long streaks for consecutive games scored. **Corey Camper Jr.** (28) and **David Terrell Jr.** (27) each have put up points in at least 20 straight contests. No one else on the roster has a stretch close to that (DI only).

FOUR-HEADED MONSTER ON OFFENSE

UTEP's top-four scorers (**Otis Frazier III**, 14.4 ppg-ninth CUSA, **Corey Camper Jr.**, 10.9 ppg-22nd CUSA, **Ahamad Bynum**-10.2 ppg and **Devon Barnes**-10.0 ppg) have made it difficult for the opposition to key on just any one player. The Miners haven't had four players average double figures in scoring in a season since 2018-19, but that is a possibility this year.

UNSELFISH PLAY

Part of the reason for the balanced offensive attack has been UTEP making the extra pass. The Miners have recorded an assist on 55.5 percent (351-633) of their field goals. **David Terrell Jr.** (3.8 apg-sixth CUSA) leads the way, aided by a 5.4 apg in CUSA contests (second league-only games). **Otis Frazier III** (2.7-avg-14th CUSA), **Corey Camper Jr.** and **Devon Barnes** (2.2 apg-tied 16th CUSA) have also shown the ability to find open teammates.

IN A CLASS OF HIS OWN

Preseason All-CUSA honoree **Otis Frazier III** has been stuffing the stat sheet across the board while setting the tone for the Miners in 2024-25. He is the only player in CUSA to rate in the top 15 of the league for scoring (14.4 ppg-ninth), assists (2.7 apg-tied 14th), steals (2.28 spg-second CUSA/18th NCAA), blocks (0.8-14th) and free-throw percentage (75.0-11th). The senior tops the Miners in scoring and blocks while rating second for assists and steals. He also leads the team in free throws made (84) and attempted (112) and double-digit scoring efforts (22).

CAN'T CONTAIN COREY

Corey Camper Jr. has been one of the top players on the team this season. He is second on the squad for scoring (10.9-tied 22nd CUSA) while topping it in steals (2.33-first CUSA/13th NCAA). Camper Jr. is also tied for third in the team in assists (2.2 apg-tied 16th CUSA). He has reached double figures in scoring 13 times (missed two contests with an injury). Camper Jr. also tops the team in minutes played (31.4-10th CUSA).



DT SETTLED IN AT THE POINT

David Terrell Jr., the 2024 Conference USA Freshman of the Year, has settled into a starting role as a sophomore, especially while running the offense. A big difference has been his ability to stay out of foul trouble. He had three or more fouls in nine of his first 11 games of the year (missed one), including three foul outs, but hasn't fouled out since. He is dishing out 3.8 assists per game (sixth CUSA) to pace the squad, aided by an average of 5.4 apg in league contests (second CUSA only). His scoring has elevated to 8.3 ppg (5.4 as a freshman), aided by double-digit efforts in four of the past five efforts. He is putting up 9.8 ppg in CUSA play to rate second on the squad. Terrell Jr., who often draws the toughest defensive assignment, comes up with 1.5 spg (tied eighth CUSA).

A FAMILY TRADITION

David Terrell Jr's mom (**Kiana Taylor**) was a standout on the women's basketball team (1993-96, 97-98), finishing her career as the then school record holder for double-doubles (20) and the then second-leading scorer (1,134) and rebounder (676) in program history. His father, David, was an all-WAC performer for the football team from 1994-96.

BARNES BACK HOME

Tarleton State transfer **Devon Barnes** chose UTEP in part because he lived in the Sun City from kindergarten through fifth grade while his dad was stationed at Ft. Bliss. He has settled in nicely, tallying 10.0 ppg (third on team) to go along with 1.6 steals per game (tied third CUSA). He is second on the team for 3-pointers made (38) and third in 3-pointers attempted (108). That results in 1.5 treys made per contest (tied 17th CUSA). Barnes is also good at getting to the line, rating second on UTEP in free throws made (66) and attempted (92). He has been a consistent scorer with 14 double-digit efforts.

BYNUM'S A BALLER

Ahamad Bynum has been a key cog for UTEP all year, whether starting (four times) or coming off the bench (19 times). He contributes 10.2 ppg, doing lots of damage from distance. He has made 55-117 (47.0 percent) of his triples, which would be among the national leaders, but he is shy (2.39) of the required 2.5 makes per game. He has sank multiple 3-pointers in 18 of his 23 appearances. He has shot 50 percent or better from distance 14 times. Bynum has compiled 10 double-digit efforts off the bench and 11 times total.

KALU'S GETTING IT DONE

Kevin Kalu averaged 3.2 points per game through his first three seasons, but he is more than doubling that (7.2 ppg) that output as a senior. Kalu has eight double-digit scoring efforts on the season, including twice pouring in a career-high 14 (vs. Kennesaw State & vs. FIU on Feb. 13) after doing so twice in 91 contests played through his junior campaign. The Maryland native is filling up 63.9 percent (69-108) from the floor while still playing his patented outstanding defense, particularly on ball screens. He tops the team in rebounding (5.5 rpg-15th CUSA) and is second for blocked shots (0.6-tied 17th CUSA).

TALKING DOUBLE-DIGIT STEALS UNDER GOLDING

UTEP has produced 52 games with at least 10 steals under head coach **Joe Golding**, including doing so 12 times this year. To put the 52 tilts with 10+ thefts into perspective, consider that it is three more than the Miners amassed (48) in the previous 14 seasons combined prior to Golding's arrival.

COMING AT YOU FROM EVERY ANGLE

There's not just one player that teams have be aware of when it comes to the Miners' pressure defense that leads the country in steals per game (10.8) while rating second in turnovers forced per game (17.0). UTEP sports the top-three players in Conference USA for steals, with **Corey Camper Jr.** (2.35, first/13th), **Otis Frazier III** (2.28, second CUSA/18th NCAA) and **Devon Barnes** (1.6-tied third CUSA) leading the way. **David Terrell Jr.** (1.5-tied eighth CUSA) is also among the CUSA leaders.

FRENETIC DEFENSE SETTING TONE

UTEP's pressure defense is paying dividends once again in 2024-25, with the Orange and Blue leading the nation in steals per game (10.8) while rating second in turnovers forced per contest (17.0). UTEP topped the nation in both categories last season.

PICKING OUR SPOTS FROM DISTANCE

UTEP is ninth in CUSA and 270th in the country by attempting 20.6 triples per game, but the Miners have been locked in when doing so. UTEP is third in the league and 38th in the nation with a readout of 37.4 percent (192-514) from beyond-the-arc.

TRIPLES FAVORING THE MINERS

UTEP has made equal to or more 3-pointers than the opposition in 16 of 25 contests this year. The result has been the Miners connecting on 192-514 (37.4 percent-third CUSA/38th NCAA) compared to an effort of 171-538 (31.8 percent-91st NCAA) by the opposition. It's a major improvement from last year when UTEP (194-609, 31.9 percent) and its opponents (194-608, 31.9 percent) were practically even in the department. Compared to how UTEP stood two years ago, it is night and day. In 2022-23, Miner foes finished 214-643 (33.3 percent) while UTEP made just 158-337 (29.4 percent).

CAN'T HANDLE THE PRESSURE

UTEP's pressure is causing fits for opponents. The Miners head into the tilt at Kennesaw State leading the country in steals per game (10.8 spg) while rating second in turnovers forced per game (17.0). That success in those departments isn't surprising with what happened last year. The Miners led the country in turnovers forced per game (18.7 tpg) while also setting a program record for total turnovers forced (636) in 2023-24. They also established a school standard for total steals (389) last year, which were the second most ever by a CUSA program since the league's inception, while producing a nation-best 11.4 spg.

SPREADING THE PLAYING TIME

Head coach **Joe Golding** has done a fine job of spreading the wealth with playing time, with eight different Miners (min. 15 games played) averaging at least 10.0 minutes per game. **Corey Camper Jr.** (31.4 mpg, 10th CUSA), **Otis Frazier III** (30.0 mpg-tied 14th CUSA), **David Terrell Jr.** (30.0 mpg-tied 14th CUSA) and **Devon Barnes** (25.5) are all above 25.0 mpg. **Kevin Kalu** (21.7 mpg), **Ahamad Bynum** (19.9 mpg), **Baylor Hebb** (11.1) and **Trey Horton III** (10.9 mpg) round out the list.

AN OFFSEASON TO REMEMBER

UTEP had a special offseason to help prepare for the year, which included a foreign tour in The Bahamas, an intra-squad scrimmage in Juárez, an 111-62 exhibition win vs. Universidad Autónoma de Chihuahua (UACH) on Oct. 19 and a charity exhibition 74-70 setback at New Mexico on Oct. 28. The game in Chihuahua was the first preseason scrimmage in Mexico in program history.

EVERY ELIGIBLE GUY CAME BACK

UTEP brought back three starters (**Corey Camper Jr.**, **Otis Frazier III** and **Kevin Kalu**) and all eight eligible scholarship players (Camper Jr., Frazier III, **Derick Hamilton**, **Baylor Hebb**, **Trey Horton III**, **Elijah Jones**, **Kalu**, **David Terrell Jr.**) from last year's team that piled up 18 wins and advanced to the program's first Conference USA Tournament Championship contest since 2011. The Miners also have redshirts **Antwonne Holmes** and **Babacar Mbengue**.

AWARD CENTRAL

UTEP brought back the 2024 Conference USA Freshman of the Year **David Terrell Jr.**, along with fellow 2024 CUSA All-Freshman team members **Trey Horton III** and **Elijah Jones**. **Otis Frazier III**, who was a member of the 2024 CUSA All-Defensive team and a CUSA Honorable-Mention honoree, was tabbed to the 2024-25 CUSA Preseason Team.

NEWCOMERS IN THE HOUSE

JUCO All-American **Ahamad Bynum**, Tarleton State transfer **Devon Barnes**, three-star HS recruit **KJ Thomas** and JUCO Region XIV regular-season champion **DaCannon Wickware** joined the Miners in the offseason. El Paso native and JUCO transfer **Jordan Thomas** and freshman **Raijon Dispensa** are also new to UTEP, with each set to redshirt this season.

THE BEST FANS IN CONFERENCE USA

UTEP has led Conference USA in attendance for either total number of fans or average attendance for three straight years. Last year, the Miners had a league-best 85,566 fans pass through the turnstiles while averaging 4,754 fans (second in the conference). UTEP is leading the league in both overall attendance (73,778) and average attendance (5,270).

HOME COOKING

UTEP has posted 10+ wins in six straight years, including standing at 11-3 in El Paso this season. There are two home games left on the docket for the regular season. A highlight of nonconference play was the Miners winning the WestStar Don Haskins Sun Bowl Invitational, marking the second straight campaign that they've taken home the title.

PRESEASON PREMONITIONS

UTEP was predicted to finish tied for fifth in the Conference USA preseason poll (currently tied fourth heading to game vs. at Kennesaw State), as voted upon the league's 10 head coaches. It was a relatively close poll, with only 25 points separating the first six teams. LA Tech (87) was tabbed the favorite, followed by WKU (85), Sam Houston (83), Middle Tennessee (69), Liberty (62) and UTEP (62). NM State (39-seventh), Jax State (29-eighth), FIU (17-tied ninth) and Kennesaw State (17-tied ninth). LA Tech (three), Sam Houston (three), WKU (two), Middle Tennessee (one) and Liberty (one) all received at least one first-place vote.



A YEAR IN REVIEW

- Finished the year at 18-16 for the second winning seasons in three years under head coach **Joe Golding**.
- Made the program's first appearance in the conference tournament championship contest since 2011.
- Beat the No. 1 seed Sam Houston in the semifinals, the Miners' first win against a top seed at the league tournament since the 1993 WAC Championships.
- Became the first team in school history to come back from double-digit deficits to win consecutive contests in a league tournament. UTEP overcame a 12-point deficit vs. Liberty while roaring back from 14 against Sam Houston.
- Won multiple games at the CUSA tournament for the first time since 2011.
- Became the lowest seed in school history to advance to the championship contest of the league tournament.
- Won a game at the league tournament by two points or less for the first time since 1992 after ousting top seed Sam Houston
- Led the nation in both steals per game and turnovers forced per game.
- Set school record for total steals and total turnovers forced. UTEP's 389 total steals are the second most ever by a CUSA program since the league's inception.
- **Tae Hardy** earned All-District and All-CUSA honors.
- UTEP had three of the five players on the CUSA All-Freshman Team, including Freshman of the Year **David Terrell Jr.** Terrell Jr. was joined on the All-Freshman squad by **Trey Horton III** and **Elijah Jones**
- **Otis Frazier III** was All-CUSA Honorable-Mention and voted to the CUSA All-Defensive Team, the first selection to the squad for UTEP since 2015.
- Won the 2023 Don Haskins Sun Bowl Invitational for the first time under head coach **Joe Golding**.

THE BASIC FACTS ON UTEP'S PROGRAM

- This is the 104th season of UTEP men's basketball. The Miners made history by starting five African-Americans to defeat Kentucky, 72-65, and win the 1966 NCAA Championship on the way to inspiring the Disney hit movie Glory Road.
- UTEP has 17 NCAA Tournament appearances (last in 2010), 11 NIT bids (last in 2015), 12 conference championships (last in 2010) and 26 seasons with at least 20+ victories (last in 2015). The Miners have won five league tournaments (last in 2005).
- The Miners have a strong presence in the Naismith Memorial Basketball Hall of Fame with **Don Haskins**, **Nate Archibald**, **Nolan Richardson**, the **1966 team** and **Tim Hardaway** all representing UTEP.

GET TO KNOW COACH GOLDING

Joe Golding is in his fourth year at UTEP, and he is the 20th head coach in program history. He is the eighth head coach for the Miners since legendary Hall of Fame Coach **Don Haskins** retired following the 1998-99 season. Golding is 227-200 in his 14th season as a collegiate head coach, including 69-56 at UTEP. He has enjoyed two winning campaigns in three years and is looking good to secure another in 2024-25. Golding recently moved past **Marshall Pennington** (63-83, 1937-43) to take over fifth place on the school's career charts. He needs nine more to surpass **George McCarty** (77-58, 1954-59). In 2021-22 he became the fourth head coach (20 total) in program history to have a winning season in their first year on the sideline. **Don Haskins** was the first when he directed the Miners to a mark of 18-6 in 1961-62. **Doc Sadler** (27-8, 2004-05) and **Tim Floyd** (25-10, 2010-11) also achieved the feat. Overall, the prior 19 head coaches combined to forge an average record of 9-13 in their first year with UTEP. Previously Golding spent 10 years at Abilene Christian (158-144), helping it transition from a Division II to a Division I program. Golding led the Wildcats to the 2019 and 2021 NCAA Tournaments, including a stunning upset as a 14-seed of third-seeded Texas in the first round of the 2021 Big Dance.

UP NEXT

UTEP will wrap up the week on the road by battling league-leading Jax State at 3 p.m. MT/4 p.m. CT on Saturday. **Jon Teicher** (44th year) will be on the call on "The Home of UTEP Basketball" 600 ESPN El Paso, with audio available on the UTEP Miners App as well. It will also be streamed on ESPN+ (subscription required)

2024-25 ROSTERS

NUMERICAL

NO.	NAME	POS	HT	WT	CL	EXP	HOMETOWN (PREVIOUS SCHOOL)
0	DaCannon Wickware	F	6-7	210	SO	TR	Dallas, Texas (Lee College)
1	KJ Thomas	G	6-1	170	FR	HS	Amarillo, Texas (Canyon Randall HS)
2	Jordan Hernandez	G	5-11	170	JR	TR	El Paso, Texas (Cochise College)
3	Baylor Hebb	G	6-2	180	SR	1L	Colleyville, Texas (Colorado State)
4	Corey Camper Jr.	G	6-5	180	SR	1L	Little Rock, Ark. (Tyler JC)
5	David Terrell Jr.	G	6-4	185	SO	1L	Dallas, Texas (Mansfield Summit HS)
11	Trey Horton III	G	6-5	205	SO	1L	Charlotte, N.C. (Providence Day School)
12	Ahamad Bynum	G	6-3	180	JR	TR	Chicago, Ill. (Trinity Valley Community College)
13	Devon Barnes	G	6-1	175	JR	TR	El Paso, Texas (Tarleton State)
15	Antwonnie Holmes	G	6-3	170	R-SO	1L	El Paso, Texas (Chapin HS)
20	Raijon Dispensa	F	6-9	210	FR	HS	Mullica Hiills, N.J. (South Kent HS)
23	Otis Frazier III	G/F	6-6	210	SR	2L	Buckeye, Ariz. (George Mason)
25	Babacar Mbengue	F	7-0	250	R-FR	RS	Dakar, Senegal (DePaul)
32	Derick Hamilton	F	6-10	275	SR	2L	Baton Rouge, La. (Bossier Parish CC)
33	Elijah Jones	F	6-8	210	SO	1L	Pleasantville, N.J. (East Carolina)
34	Kevin Kalu	F	6-9	235	SR	3L	Baltimore, Md. (Our Lady of Mount Carmel School)

ALPHABETICAL

NO.	NAME	POS	HT	WT	CL	EXP	HOMETOWN (HS/PREVIOUS SCHOOL)
13	Devon Barnes	G	6-1	175	JR	TR	El Paso, Texas (Tarleton State)
12	Ahamad Bynum	G	6-3	180	JR	TR	Chicago, Ill. (Trinity Valley Community College)
4	Corey Camper Jr.	G	6-5	180	SR	1L	Little Rock, Ark. (Tyler JC)
20	Raijon Dispensa	F	6-9	210	FR	HS	Mullica Hiills, N.J. (South Kent HS)
23	Otis Frazier III	G/F	6-6	210	SR	2L	Buckeye, Ariz. (George Mason)
32	Derick Hamilton	F	6-10	275	SR	2L	Baton Rouge, La. (Bossier Parish CC)
3	Baylor Hebb	G	6-2	180	SR	1L	Colleyville, Texas (Colorado State)
2	Jordan Hernandez	G	5-11	170	JR	TR	El Paso, Texas (Cochise College)
15	Antwonnie Holmes	G	6-3	170	R-SO	1L	El Paso, Texas (Chapin HS)
11	Trey Horton III	G	6-5	205	SO	1L	Charlotte, N.C. (Providence Day School)
33	Elijah Jones	F	6-8	210	SO	1L	Pleasantville, N.J. (East Carolina)
34	Kevin Kalu	F	6-9	235	SR	3L	Baltimore, Md. (Our Lady of Mount Carmel School)
25	Babacar Mbengue	F	7-0	250	R-FR	RS	Dakar, Senegal (DePaul)
5	David Terrell Jr.	G	6-4	185	SO	1L	Dallas, Texas (Mansfield Summit HS)
1	KJ Thomas	G	6-1	170	FR	HS	Amarillo, Texas (Canyon Randall HS)
0	DaCannon Wickware	F	6-7	210	SO	TR	Dallas, Texas (Lee College)

HEAD COACH: Joe Golding (Abilene Christian '99)

ASSISTANT COACHES: Mike Roberts (Indiana '01), Earl Boykins (Eastern Michigan '98), Bryen Spriggs (Slippery Rock University '10)

CHIEF OF STAFF: Austin Cox (Southern Miss '16) **ASSISTANT COACH** Kevin Kaerwer (Central College '14)

ASSISTANT COACH: Reggie Miller (Abilene Christian '22)

STARTERS RETURNING (3)

#	NAME	POS.	CL.
4	Corey Camper Jr.	G	Sr.
23	Otis Frazier III	G/F	Sr.
34	Kevin Kalu	F	Sr.

STARTERS LOST (2)

#	NAME	POS.	CL.
2	Tae Hardy	G	Sr.
0	Zid Powell	G	Sr.

LETTER WINNERS RETURNING (9)

#	NAME	POS.	CL.
4	Corey Camper Jr.	G	Sr.
23	Otis Frazier III	G/F	Sr.
32	Derick Hamilton	F	Sr.
3	Baylor Hebb	G	Sr.

15	Antwonnie Holmes	G	R-So.
11	Trey Horton III	G	So.
33	Elijah Jones	F	So.
34	Kevin Kalu	F	Sr.
5	David Terrell Jr.	G	So.

LETTER WINNERS LOST (6)

#	NAME	POS.	CL.
21	Sebastian Cole	G	Jr.
1	Jon Dos Anjos	F	Sr.
2	Tae Hardy	G	Sr.
20	Garrett Levesque	G	Jr.
13	Calvin Solomon	F	Sr.
0	Zid Powell	G	Sr.

REDSHIRTS RETURNING (1)

#	NAME	POS.	CL.
25	Babacar Mbengue	F	R-Fr.

NEWCOMERS (6)

#	NAME	POS.	CL.
13	Devon Barnes	G	Jr.
12	Ahamad Bynum	G	Jr.
20	Raijon Dispensa	F	Fr.
2	Jordan Hernandez	G	Jr.
1	KJ Thomas	G	Fr.
0	DaCannon Wickware	F	So.

RETURNING STAT LEADERS

POINTS: Otis Frazier III (10.6 ppg)
REBOUNDS: Otis Frazier III (4.7 rpg)
ASSISTS: David Terrell Jr. (1.8 apg)
BLOCKS: Kevin Kalu* (0.6 bpg)
FG%: Derick Hamilton* (68.6%)
3FG%: Corey Camper Jr. (31.1%)
FT%: Otis Frazier III (65.5%)

*Led 2023-24 team

3-point% based on made/game
 Minimum 2.0 FT made/game





UTEP Head Coach Joe **GOLDING**

Abilene Christian '99

Fourth Season at UTEP
26th Season as a Coach

Joe Golding, who led Abilene Christian to the NCAA Tournament in two of his final three seasons with the program and an upset win over third-seed Texas in the 2021 "Big Dance" was appointed the 20th head coach in UTEP men's basketball history on April 13, 2021.

He sports a career record of 227-200 (14th year), including a mark of 69-56 in his fourth year at UTEP. He has enjoyed two winning seasons in three years at the helm of the Miners, including guiding UTEP to 18 victories and runner-up honors at the 2024 CUSA Championships. It marked the Orange and Blue's first appearance in the championship contest of the league tournament since 2011. The run to the finals was unprecedented for the program for multiple reasons. UTEP's No. 5 seed was the lowest in the 13 appearances that it has now made in a conference tournament championship game. The Miners took out the No. 1 seed, Sam Houston, 65-63, in the semifinals, their first win against a top seed at the league tournament since the 1993 WAC Championships. Furthermore, they became the first squad in school history to come back from double-digit deficits to win consecutive contests at the league tournament.

Some other notables for 2023-24 included helping UTEP lead the country in both steals per game (11.4) and turnovers forced per game (18.7). The Miners shattered the prior standard (280, 2002-023 and 2022-23) with their 389 total thefts, which also rates second all time in CUSA History. That trailed only the 395 by UAB in 2002-03. UTEP also broke the program record for turnovers forced in a season with 636. The Miners showed grit, winning a game at the league tournament by two points or less for the first time since 1992 after they ousted top seed Sam Houston.

The Orange and Blue posted the biggest margin of victory (74-49, 25 points) against I-10 rival NM State in 20 years. UTEP claimed the 2023 WestStar Don Haskins Sun Bowl Invitational for the first time since 2019 (no event in 2020 due to Covid-19), in addition to knocking off a power conference program (Cal, 75-72, Nov. 20) at a neutral site for the initial occasion since 2014.

Senior guard Tae Hardy earned second-team All-District and All-CUSA Honors. The Miners accounted for three of the five players on the CUSA All-Freshman Team, including Freshman of the Year David Terrell Jr. Otis Frazier III was All-CUSA Honorable-Mention and voted to the CUSA All-Defensive Team, the first selection to the squad for UTEP since 2015.

In 2022-23 he had to overhaul the roster after the Miners returned just one starter and three letterwinners total from a 20-win team a year prior. UTEP managed a 14-18 record, including a 67-64 victory against NM State on Nov. 12 for its first win against the Aggies in three years. That was the start of a five-game winning streak, which was aided by back-to-back OT triumphs. UTEP's five straight victories in November were the longest in the month in four years, which was aided by a mark of 3-0 in the inaugural Jim Forbes Classic Presented by Speaking Rock.

The Miners came within a point of winning the WestStar Don Haskins Sun Bowl Invitational, falling 47-46 to eventual NCAA Tournament participant Kent State on Dec. 22. UTEP experienced a tough 1-4 stretch early in league play, with those four setbacks by a combined 14 points. The Miners remained resilient on the way to forging seven league triumphs, capped by a 77-65 "Senior Day" triumph against Middle Tennessee on March 4.

Shamar Givance was named to the five-member Conference USA men's basketball All-Academic team, becoming the first Miner to secure a spot since Dominic Artis (second team) in 2015-16. Givance also garnered 2022-23 College Sports Communicators' Academic All-District accolades.

Golding experienced immediate success in his first year on the sidelines with the Orange and Blue, directing the Miners to their first 20-win season (20-14) since going 22-11 in 2014-15. UTEP earned a spot in The Basketball Classic for its first postseason appearance since 2015. The Miners defeated Western Illinois, 80-54, on March 19 for their first postseason win since 2009.

UTEP was 11-7 in league play, securing the first winning record in conference action since forging a mark of 12-6 in 2016-17. That was aided by winning 10 of 14 down the stretch, including halting back-to-back C-USA West Division Champion North Texas' 15-game winning streak, 70-68, on "Senior Day" on March 5. The Miners then went on to defeat Old Dominion, 74-64, on March 9 for their first victory at the C-USA Championships in five years.

Golding's charges achieved notable success on the road, compiling their most road wins (seven) since going 8-2 in 2013-14. UTEP (5-4) had its first winning record on the road in league play since 2016-17, and the five league road wins surpassed its total (four) of such games from the prior three seasons combined.

The Miners registered their first road win at LA Tech since 2004, at New Mexico since 2009, at ODU since 2015 and at UTSA since 2015. They also secured the first road sweep of the LA Tech and Southern Miss trip in six years.

UTEP enjoyed a six-game winning streak in conference play (Jan. 15 to Feb. 5), which was the longest since also posting six straight C-USA victories in 2016.

With the Miners finishing at 20-14, Golding joined Don Haskins (18-6, 1961-62), Doc Sadler (27-8, 2004-05) and Tim Floyd (25-10, 2010-11) as the only coaches in program history to have a winning season in their first year on the sidelines. Overall, the prior 19 head coaches combined to forge an average record of 9-13 in their first year with UTEP.

Individually, Souley Boum (second team) and Jamal Bieniemy (third team) both earned All-Conference USA accolades. Boum was also a NABC All-District honoree.

Golding performed a remarkable turnaround at ACU after shepherding the Wildcats' transition from Division II to Division I. He guided the Wildcats to a record of 158-144 in 10 seasons at the helm of the program (2011-2021), including a 71-23 mark over the last three years. ACU chalked up three consecutive 20-win seasons, finishing with a 27-7 mark in 2018-19, the most wins in program history. ACU finished 20-11 overall and 15-5 in league play during the 2019-20 season before the postseason was canceled due to the emergence of the COVID-19 pandemic. It marked just the second time in program history that the team put together back-to-back 20-win seasons including the postseason; the first came during coach Golding's playing days.

Golding directed ACU to a 24-5 overall record and a 13-2 Southland Conference mark during the 2020-21 campaign. The Wildcats claimed the Southland Conference tournament title, and the first NCAA Tournament win in program history when #14 seed ACU shocked the heavily favored Longhorns, 53-52, in the first round on March 20. Golding was named the NABC District 22 co-Coach of the Year, while Kolton Kohl was selected to the All-District 22 first team. Kohl was also named to the 2020-21 All-Southland Conference first team, while Joe Pleasant earned second team All-League honors and Coryon Mason garnered third team recognition. Damien Daniels, Reggie Miller and Mason were also tabbed to the league All-Defensive team.

Golding, who played point guard at ACU from 1994-98, took over as the head coach at his alma mater in 2011. In his first season, the Wildcats were 12-16 overall and 4-14 in the Lone Star Conference. ACU began competing at the Division I level during the 2013-14 season. Four years later, they reached the postseason (College Insider Tournament) and, the year after that, they were in the Big Dance.

Golding's teams have also excelled in the classroom with a perfect 1,000 Academic Progress Rate (APR) in each of the last four years, and a 3.2 grade point average this season. Every one of his players who exhausted their eligibility graduated from ACU.

Golding's first coaching job was as a varsity assistant at South Garland High School, where he helped the team to back-to-back Class 5A playoff appearances. He spent the 2001-02 season as an assistant coach at Seminole Junior College before taking the head coaching job at Sachse High School. During the program's first years at the 5A level, Golding led the team to a 15-14 record in 2002-03 and an 18-10 mark in 2003-04. Golding spent the 2004-05 season as an assistant coach at Collin County Community College, and the next three seasons (2005-08) as the top assistant to head coach Jason Copeland at ACU before joining head coach Steve Shields' staff at Arkansas Little Rock. His three years at UALR (2008-11) produced a Sun Belt Conference title and an appearance in the NCAA Tournament.

Golding was a four-year letterwinner at ACU from 1994-98, playing in all 108 games, and was given the Teague Point Guard Award as a senior. He shot 46 percent from the floor over his four-year career, and averaged 4.2 assists per game. He graduated from ACU with a bachelor's degree in exercise and sport science in May of 1999.

Golding and his wife, Amanda, have two sons, Cason and Chase.

Golding File

Personal

Hometown: Wichita Falls, Texas

Education

College: Abilene Christian

Playing Experience

1994-98: Abilene Christian

Coaching Experience

2021-Present: UTEP

Head Coach

2011-21: Abilene Christian

Head Coach

2008-11: Arkansas-Little Rock

Assistant Coach

2005-08: Abilene Christian

Assistant Coach

2004-05: Collin County CC

Assistant Coach

2002-04: Sachse HS

Head Coach

2001-02: Seminole JC

Assistant Coach

1999-01: South Garland HS

Assistant Coach

Career Record:

Overall: 227-200 (14th year)

At UTEP: 69-56 (Fourth year)

Florida A&M	2-0
Florida Atlantic	1-2
FIU	6-1
Florida Tech	1-0
Grand Canyon	0-1
Hardin-Simmons	1-0
Houston Baptist	9-3
Hillsdale Baptist	3-0
Houston	0-1
Howard Payne	6-0
Incarnate Word	10-10
Iowa	0-1
Jackson State	1-0
Jarvis Christian	1-0
Jax State	2-2
Kansas	0-1
Kennesaw State	1-0
Kent State	0-1
Kentucky	0-1
Lamar	10-3
Lipscomb	0-2
Loyola Chicago	0-1
LA Tech	3-4
Liberty	3-2
LMU (Calif.)	0-1
Long Beach State	1-0
Louisville	0-1
Marshall	0-1
Maryland	0-1
McMurry	3-0
McNeese State	4-3
Middle Tennessee	2-5
Midwestern State	0-4
Nebraska	0-1
New Hampshire	1-1
New Mexico	1-1
NM State	3-5
New Orleans	5-4
Nicholls	4-4
NC A&T	1-0
NC Central	1-0
Norfolk State	1-0
Northern New Mexico	6-0
Northwestern State	5-2
North Texas	1-3
Oakland	0-1
Oklahoma	0-1
Old Dominion	2-0
Omaha	1-0
Open Bible College	2-0
Oral Roberts	0-1
Oregon	0-1
Pacific	2-0
Paul Quinn College	1-0
Pepperdine	0-2
Portland	0-1
Randall	2-0
Rice	2-2
Rollins (Fla.)	0-1
Sacramento State	1-1
Sam Houston	7-11
San Francisco	0-1
San Jose State	0-1
Schreiner	4-0
Seattle U	1-1
SE Louisiana	6-9
SE Missouri State	2-0
SFA	4-8
SMU	0-1
South Carolina State	1-0
Southwest Adventist	3-0
Southern Miss	2-0
Southern Utah	0-1
St. Bonaventure	0-1
Sul Ross State	3-0
Tarleton State	2-4
TCU	0-2
Texas	1-1
Texas A&M CC	7-10
Texas A&M Commerce	2-2
Texas A&M International	0-1
Texas A&M Kingsville	1-3
Texas State	1-1
Texas Tech	0-3
Towson	0-1
Truman State	1-0
Tulsa	0-1
UAB	0-4
UCLA	0-1
UC Riverside	1-3
UC Santa Barbara	2-0
University of the Southwest	1-0
UNC Greensboro	1-0
UNLV	0-1
USAO	1-0
Utah Valley	1-1
UTSA	6-3
USC Upstate	0-1
UTPB	3-0
West Alabama	0-1
West Texas A&M	1-3
Western Illinois	1-0
WKU	1-6
Western New Mexico	3-0
Wichita State	0-1
Wyoming	1-0
Xavier	0-1
Yale	1-0
York (Nebraska)	1-0

2024-25 opponents are in **BOLD**



CAREER HIGHS

#13 DEVON BARNES

PTS: _____ 33*, Cal Baptist (2/24/24)
 REB: _____ 5*, 3X, last, vs. Seattle U (3/9/24)
 AST: _____ 6, 2X, last, FIU (2/13/25)
 STL: _____ 6*, at Utah Tech (2/29/24)
 BLK: _____ 2, 2X, last, vs. San Jose State (11/25/24)
 FGM: _____ 11*, Cal Baptist (2/24/24)
 FGA: _____ 18*, Cal Baptist (2/24/24)
 3PM: _____ 4, 6X, last, Sam Houston (1/4/25)
 3PA: _____ 8*, at Utah Tech (2/29/24)
 FTM: _____ 12*, Grand Canyon (2/22/24)
 FTA: _____ 14, at UC Santa Barbara (11/20/24)
 MIN: _____ 40*, UT Arlington (1/4/24)

*With Tarleton State (2023-24)

#12 AHAMAD BYNUM

PTS: _____ 20, Sul Ross State (11/4/24)
 REB: _____ 4, 3X, last, at Liberty (1/16/25)
 AST: _____ 4, at FIU (1/18/25)
 STL: _____ 4, LA Tech (1/2/25)
 BLK: _____ 1, 4X, last, Jackson State (12/20/24)
 FGM: _____ 7, 2X, last, Seattle U (12/7/24)
 FGA: _____ 13, Liberty (2/15/25)
 3PM: _____ 6, Sul Ross State (11/4/24)
 3PA: _____ 11, Liberty (2/15/25)
 FTM: _____ 6*, Texas A&M (11/25/22)
 FTA: _____ 8*, Texas A&M (11/25/22)
 MIN: _____ 29, Kennesaw State (1/25/25)

*With DePaul (2022-23)

#4 COREY CAMPER JR.

PTS: _____ 21, 2X, last, vs. San Jose State (11/25/24)
 REB: _____ 7, Liberty (2/3/24)
 AST: _____ 7, at Liberty (1/16/25)
 STL: _____ 5, UTPB (11/12/24)
 BLK: _____ 2, 2X, last, at Utah Valley (11/9/24)
 FGM: _____ 9, at Liberty (3/2/24)
 FGA: _____ 16, vs. San Jose State (11/25/24)
 3PM: _____ 3, 3X, last, at Middle Tennessee (2/1/25)
 3PA: _____ 7, 2X, last, at WKU (2/15/25)
 FTM: _____ 6, 3X, last, vs. San Jose State (11/25/24)
 FTA: _____ 8, Jax State (2/1/24)
 MIN: _____ 39, 3X, last, LA Tech (1/2/25)

#20 RAIJON DISPENSA

PTS: _____ None
 REB: _____ None
 AST: _____ None
 STL: _____ None
 BLK: _____ None
 FGM: _____ None
 FGA: _____ None
 3PM: _____ None
 3PA: _____ None
 FTM: _____ None
 FTA: _____ None
 MIN: _____ None

#23 OTIS FRAZIER III

PTS: _____ 24, at Jax State (2/29/24)
 REB: _____ 12, FIU (2/13/25)
 AST: _____ 7, 2X, last, NNMCM (12/28/24)
 STL: _____ 8+, 2X, last, Kennesaw State (1/25/25)
 BLK: _____ 4, 2X, last, NM State (1/11/25)
 FGM: _____ 9, 3X, last, LA Tech (1/2/25)
 FGA: _____ 18, 2X, last, LA Tech (1/2/25)
 3PM: _____ 3, 6X, last, at FIU (1/18/25)
 3PA: _____ 9, LA Tech (1/2/25)
 FTM: _____ 10, Tarleton State (12/16/24)
 FTA: _____ 14, Texas A&M-CC (11/29/23)
 MIN: _____ 44, at UAB (12/29/22)

+ Tied school record

#32 DERICK HAMILTON

PTS: _____ 16, LA Tech (2/22/24)
 REB: _____ 7, vs. Sam Houston (3/15/24)
 AST: _____ 2, 2X, last, vs. Long Beach State (11/26/24)
 STL: _____ 2, 2X, last, Sam Houston (1/4/25)
 BLK: _____ 3, Kennesaw State (1/25/25)
 FGM: _____ 8, LA Tech (2/22/24)
 FGA: _____ 10, LA Tech (2/22/24)
 3PM: _____ None
 3PA: _____ 1, WNMU (12/4/23)
 FTM: _____ 5, 2X, last, NNMCM (12/28/24)
 FTA: _____ 7, NNMCM (12/28/24)
 MIN: _____ 19, LA Tech (2/22/24)

#3 BAYLOR HEBB

PTS: _____ 17*, ST. Francis (12/22/20)
 REB: _____ 5+, 2X, last at Air Force (2/7/23)
 AST: _____ 6+, Weber State (11/14/22)
 STL: _____ 3+, at St. Mary's (12/18/22)
 BLK: _____ 1*+, 3X, last, Weber State (11/14/22)
 FGM: _____ 6*, ST. Francis (12/22/20)
 FGA: _____ 9*, ST. Francis (12/22/20)
 3PM: _____ 2, 2X, last, at WKU (1/30/25)
 3PA: _____ 3, 5X, last, at WKU (1/30/25)
 FTM: _____ 5, at NM State (2/8/25)
 FTA: _____ 8, at NM State (2/8/25)
 MIN: _____ 32+, at Air Force (2/7/23)

*With Loyola-Chicago (2020-21)

+With Colorado State (2021-23)

#2 JORDAN HERNANDEZ

PTS: _____ None
 REB: _____ None
 AST: _____ None
 STL: _____ None
 BLK: _____ None
 FGM: _____ None
 FGA: _____ None
 3PM: _____ None
 3PA: _____ None
 FTM: _____ None
 FTA: _____ None
 MIN: _____ None

#15 ANTWONNE HOLMES

PTS: _____ 3, NNMCM (12/28/24)
 REB: _____ 1, 4X, last, Long Beach State (11/25/24)
 AST: _____ 1, NNMCM (12/28/24)
 STL: _____ 1, at Utah Valley (11/9/24)
 BLK: _____ None
 FGM: _____ 1, NNMCM (12/28/24)
 FGA: _____ 3, NNMCM (12/3/22)
 3PM: _____ 1, NNMCM (12/28/24)
 3PA: _____ 2, Sul Ross State (11/15/22)
 FTM: _____ 1, 2X, last, at (RV) FAU (2/25/23)
 FTA: _____ 4, Sul Ross State (11/15/22)
 MIN: _____ 13, NNMCM (12/3/22)

#11 TREY HORTON III

PTS: _____ 17, Sul Ross State (11/4/24)
 REB: _____ 6, UTPB (11/12/24)
 AST: _____ 4, USAO (11/9/23)
 STL: _____ 2, 4X, last, vs. San Jose State (11/25/24)
 BLK: _____ 1, 3X, last, NNMCM (12/28/24)
 FGM: _____ 5, 2X, last, Sul Ross State (11/4/24)
 FGA: _____ 8, UTPB (11/12/24)
 3PM: _____ 5, Sul Ross State (11/4/24)
 3PA: _____ 7, Sul Ross State (11/4/24)
 FTM: _____ 3, 2X, last, WNMU (12/4/23)
 FTA: _____ 4, last, WNMU (12/4/23)
 MIN: _____ 25, UTPB (11/12/24)

#33 ELIJAH JONES

PTS: _____ 19, 2X, last, USAO (11/9/23)
 REB: _____ 6, UC Santa Barbara (11/13/23)
 AST: _____ 2, Yale (12/21/24)
 STL: _____ 3, USAO (11/9/23)
 BLK: _____ 3, McMurry (11/6/23)
 FGM: _____ 8, 2X, last, USAO (11/9/23)
 FGA: _____ 9, USAO (11/9/23)
 3PM: _____ 3, McMurry (11/6/23)
 3PA: _____ 3, 3X, last, LA Tech (1/2/25)
 FTM: _____ 3, 3X, last, at WKU (1/30/25)
 FTA: _____ 4, 2X, last, at WKU (1/30/25)
 MIN: _____ 21, UC Santa Barbara (11/13/23)

#34 KEVIN KALU

PTS: _____ 14, 2X, last, FIU (2/13/25)
 REB: _____ 13, USAO (11/9/23)
 AST: _____ 2, 3X, last, UTPB (11/12/24)
 STL: _____ 3, NM State (2/10/24)
 BLK: _____ 2, 10X, last, Yale (12/21/24)
 FGM: _____ 6, 4X, last, FIU (2/13/25)
 FGA: _____ 8, UTPB (11/12/24)
 3PM: _____ None
 3PA: _____ 1, NNMCM (12/28/24)
 FTM: _____ 6, Tarleton State (12/16/24)
 FTA: _____ 10, Tarleton State (12/16/24)
 MIN: _____ 34, at UAB (12/29/22)

#25 BABACAR MBENGUE

PTS: _____ 2, 3X, last, NM State (1/11/25)
 REB: _____ 2, NNMCM (12/28/24)
 AST: _____ 1, Jackson State (12/20/24)
 STL: _____ 1, 2X, last, Jackson State (12/20/24)
 BLK: _____ None
 FGM: _____ 1, 3X, last, NM State (1/11/25)
 FGA: _____ 2, NNMCM (12/28/24)
 3PM: _____ None
 3PA: _____ None
 FTM: _____ None
 FTA: _____ None
 MIN: _____ 3, 3X, last, NNMCM (12/28/24)

#5 DAVID TERRELL JR.

PTS: _____ 17, NM State (1/11/25)
 REB: _____ 11, at Middle Tennessee (2/1/25)
 AST: _____ 8, at WKU (1/30/25)
 STL: _____ 5, Sul Ross State (11/4/24)
 BLK: _____ 3, NNMCM (12/28/24)
 FGM: _____ 7, 2X, last, NM State (1/11/25)
 FGA: _____ 12, NM State (2/10/24)
 3PM: _____ 1, 12X, last, at NM State (2/8/25)
 3PA: _____ 4, at NM State (2/8/25)
 FTM: _____ 6, Jax State (2/1/24)
 FTA: _____ 8, Jax State (1/23/25)
 MIN: _____ 40, at Middle Tennessee (2/1/25)

#1 KJ THOMAS

PTS: _____ 8, at Utah Valley (11/9/24)
 REB: _____ 2, 2X, last, at NM State (2/8/25)
 AST: _____ 3, Yale (12/21/24)
 STL: _____ 2, 2X, last, Jackson State (12/20/24)
 BLK: _____ None
 FGM: _____ 2, at Utah Valley (11/9/24)
 FGA: _____ 4, 2X, last, at Louisville (12/11/24)
 3PM: _____ 1, 2X, last, Seattle U (12/7/24)
 3PA: _____ 2, at Louisville (12/11/24)
 FTM: _____ 4, Seattle U (12/7/24)
 FTA: _____ 5, at Utah Valley (11/9/24)
 MIN: _____ 18, Yale (12/21/24)

#0 DACANNON WICKWARE

PTS: _____ None
 REB: _____ 2, Sul Ross State (11/4/24)
 AST: _____ None
 STL: _____ None
 BLK: _____ None
 FGM: _____ None
 FGA: _____ 1, NNMCM (12/28/24)
 3PM: _____ None
 3PA: _____ 1, NNMCM (12/28/24)
 FTM: _____ None
 FTA: _____ None
 MIN: _____ 4, FIU (2/13/25)



2024-25 RESULTS & GAME LEADERS

OPPONENT	DATE	SCORE	ATT	POINTS	REBOUNDS	ASSISTS	STEALS	BLOCKED SHOTS
(November 5-2)								
Sul Ross State	11/4/24	W, 105-55	4,055	Bynum (20)	Hamilton (5)	Camper Jr. (4)	Barnes/Terrell Jr. (5)	Barnes/Camper Jr. (2)
@ Utah Valley	11/9/24	L, 60-89	1,653	Barnes (13)	Kalu (8)	Frazier III/Hebb (2)	Frazier III (3)	Camper Jr. (2)
UTPB	11/12/24	W, 78-58	3,989	Frazier III (17)	Kalu (7)	Frazier III (7)	Camper Jr. (5)	Frazier III/Hamilton (1)
at UC Santa Barbara	11/20/24	W, 79-76	2,573	Barnes (23)	Frazier III (5)	Frazier III (5)	Camper Jr. (4)	Frazier III (4)
vs. San Jose State \$	11/25/24	L, 65-71	104	Camper Jr. (21)	Camper Jr./Frazier III (4)	Camper Jr. (5)	Three players (2)	Barnes (2)
vs. Long Beach State \$	11/26/24	W, 70-44	NA	Terrell Jr. (16)	Frazier III (7)	Camper Jr. (3)	Camper Jr. (4)	Bynum/Jones (1)
vs. UNCG \$	11/27/24	W, 64-58	NA	Camper Jr. (19)	Kalu (7)	Three players (3)	Camper Jr. (2)	Five players (1)
(December 5-1)								
Seattle U	12/7/24	W, 88-72	4,522	Bynum (19)	Hamilton (5)	Frazier III (5)	Barnes (4)	Kalu (2)
at Louisville	12/11/24	L, 73-77	11,668	Camper Jr. (19)	Kalu (9)	Camper Jr. (3)	Barnes (3)	Kalu (1)
Tarleton State	12/16/24	W, 67-62	4,442	Frazier III (18)	Terrell Jr. (6)	Terrell Jr. (4)	Camper Jr. (3)	Kalu (2)
Jackson State^	12/20/24	W, 67-61	4,916	Frazier III (16)	Kalu (12)	Barnes (3)	Four players (2)	Bynum (1)
Yale ^	12/21/24	W, 75-74	5,316	Frazier III (15)	Kalu (8)	Terrell Jr. (4)	Camper Jr. (3)	Frazier III/Kalu (2)
Northern New Mexico	12/28/24	W, 79-60	4,573	Camper Jr. (15)	Frazier III (6)	Frazier III (7)	Frazier III (7)	Terrell Jr. (3)
(January 5-2)								
LA Tech *	1/2/25	W, 70-60	4,692	Frazier III (19)	Frazier III (11)	Terrell Jr. (5)	Bynum/Camper Jr. (4)	Zero
Sam Houston *	1/4/25	W, 81-72	5,774	Barnes (17)	Kalu (7)	Terrell Jr. (6)	Three players (2)	Camper Jr./Hamilton (1)
NM State *	1/11/25	L, 57-85	12,000	Terrell Jr. (17)	Frazier III (5)	Terrell Jr. (5)	Camper Jr. (2)	Frazier III (4)
at Liberty *	1/16/25	W, 72-70	3,598	Frazier III (14)	Terrell Jr. (9)	Camper Jr. (7)	Camper Jr. (3)	Jones (2)
at FIU *	1/18/25	W, 81-73	649	Frazier III (22)	Camper Jr. (6)	Barnes/Bynum (4)	Bynum/Frazier III (3)	Frazier III/Jones (1)
Jax State *	1/23/25	L, 66-73	4,372	Frazier III (17)	Kalu (8)	Terrell Jr. (3)	Frazier III (3)	Zero
Kennesaw State *	1/25/25	W, 73-71	5,351	Frazier III (17)	Terrell Jr. (6)	Terrell Jr. (6)	Frazier III (8)	Hamilton (3)
at WKU *	1/30/25	L, 74-78	2,947	Terrell Jr. (15)	Frazier III (7)	Terrell Jr. (8)	Frazier III/Terrell Jr. (4)	
(February 2-2)								
at Middle Tennessee *	2/1/25	L, 68-71	4,012	Terrell Jr. (15)	Terrell Jr. (11)	Terrell Jr. (6)	Three players (2)	Kalu (1)
at NM State *	2/8/25	W, 66-63	8,941	Barnes (18)	Kalu (10)	Terrell Jr. (6)	Camper Jr./Frazier III (2)	Jones (1)
FIU *	2/13/25	W, 77-63	4,089	Kalu (14)	Frazier III (12)	Terrell Jr. (7)	Barnes/Camper Jr. (3)	Kalu (1)
Liberty *	2/15/25	L, 69-76	5,687	Frazier III (16)	Terrell Jr. (6)	Terrell Jr. (7)	Terrell Jr. (3)	Frazier III (3)
(March 0-0)								

\$- Ball Dawgs Classic (Las Vegas, Nev.)
 ^- 63rd-Annual WestStar Don Haskins Sun Bowl Invitational (El Paso, Texas)
 *- Conference USA game

2024-25 GAME-BY-GAME STARTERS

OPPONENT	W/L	G	G	G	G/F	F
Sul Ross State	W, 102-55	Barnes	Terrell Jr.	Camper Jr.	Frazier III	Kalu
at Utah Valley	L, 60-89	Barnes	Terrell Jr.	Camper Jr.	Frazier III	Kalu
UTPB	W, 78-58	Barnes	Hebb	Camper Jr.	Frazier III	Kalu
at UC Santa Barbara	W, 79-76	Barnes	Terrell Jr.	Camper Jr.	Frazier III	Kalu
vs. San Jose State	L, 65-71	Barnes	Terrell Jr.	Camper Jr.	Frazier III	Kalu
vs. Long Beach State	W, 70-44	Bynum	Terrell Jr.	Camper Jr.	Horton III	Kalu
vs. UNC Greensboro	W, 64-58	Barnes	Terrell Jr.	Camper Jr.	Frazier III	Kalu
Seattle U	W, 88-72	Barnes	Terrell Jr.	Camper Jr.	Frazier III	Kalu
at Louisville	L, 73-77	Barnes	Terrell Jr.	Camper Jr.	Frazier III	Kalu
Tarleton State	W, 67-62	Barnes	Terrell Jr.	Camper Jr.	Frazier III	Kalu
Jackson State	W, 67-61	Barnes	Terrell Jr.	Camper Jr.	Frazier III	Kalu
Yale	W, 75-74	Barnes	Terrell Jr.	Camper Jr.	Frazier III	Kalu
Northern New Mexico	W, 79-60	Barnes	Terrell Jr.	Camper Jr.	Frazier III	Kalu
LA Tech	W, 70-60	Barnes	Terrell Jr.	Camper Jr.	Frazier III	Kalu
Sam Houston	W, 70-60	Barnes	Terrell Jr.	Camper Jr.	Frazier III	Kalu
NM State	L, 57-85	Barnes	Terrell Jr.	Camper Jr.	Frazier III	Kalu
at Liberty	W, 72-70	Barnes	Terrell Jr.	Camper Jr.	Frazier III	Hamilton
at FIU	W, 81-73	Barnes	Terrell Jr.	Camper Jr.	Frazier III	Hamilton
Jax State	L, 66-73	Barnes	Terrell Jr.	Camper Jr.	Frazier III	Kalu
Kennesaw State	W, 73-71	Barnes	Terrell Jr.	Bynum	Frazier III	Kalu
at WKU	L, 74-78	Barnes	Terrell Jr.	Bynum	Frazier III	Kalu
at Middle Tennessee	L, 68-71	Barnes	Terrell Jr.	Bynum	Frazier III	Kalu
at NM State	W, 66-63	Barnes	Terrell Jr.	Camper Jr.	Frazier III	Kalu
FIU	W, 77-63	Barnes	Terrell Jr.	Camper Jr.	Frazier III	Kalu
Liberty	L, 69-76	Barnes	Terrell Jr.	Camper Jr.	Frazier III	Kalu

Record by Starting Line-up

- 13-6: Devon Barnes, David Terrell Jr., Corey Camper Jr., Otis Frazier III, Kevin Kalu
- 2-0: Devon Barnes, David Terrell Jr., Corey Camper Jr., Otis Frazier III, Derick Hamilton
- 1-0: Devon Barnes, Baylor Hebb., Corey Camper Jr., Otis Frazier III, Kevin Kalu
- 1-0: Ahamad Bynum, David Terrell Jr., Corey Camper Jr., Trey Horton III, Kevin Kalu
- 0-2: Devon Barnes, David Terrell Jr., Ahamad Bynum, Otis Frazier III, Kevin Kalu



2024-25 GAME-BY-GAME STATISTICS

OPPONENT	W/L	PTS	1ST/2ND/OT	BENCH	FG-FGA	FG%	3FG	3FG%	FT-FTA	FT%	OR	DR	TOT	PF	A	TO	STL	BLK
@UTEP	W	102	49/53	53	35-62	56.5	14-27	51.9	18-26	69.2	8	25	33	19	23	8	19	6
Sul Ross State		55	26/29	17	18-46	39.1	4-16	25.0	15-21	71.4	7	23	30	17	10	26	5	5
UTEP	L	60	28/32	21	15-57	26.3	5-15	26.3	25-29	86.2	8	20	28	31	8	14	10	3
@Utah Valley		89	43/46	33	25-48	52.1	10-19	52.6	29-41	70.7	9	35	44	28	23	19	6	7
@UTEP	W	78	46/32	50	30-51	58.8	5-15	33.3	13-19	68.4	7	23	30	17	18	18	13	2
UTPB		58	19/39	5	22-60	36.7	3-17	17.6	11-15	73.3	16	17	33	17	13	20	11	0
UTEP	W	79	37/42	20	28-57	49.1	11-22	50.0	12-18	66.7	5	17	22	24	14	8	9	5
at UCSB		76	32/44	6	25-50	50.0	7-22	31.8	19-24	79.2	11	28	39	15	14	16	4	3
UTEP	L	65	27/38	18	21-51	41.2	5-18	27.8	18-24	75.0	7	14	21	22	13	14	9	6
vs. San Jose State \$		71	36/35	9	22-43	51.2	7-15	46.7	20-25	80.0	11	24	35	18	14	24	5	4
UTEP	W	70	37/33	25	26-56	46.4	7-21	33.3	11-17	64.7	13	21	34	14	13	17	16	2
vs. Long Beach State \$		44	23/21	7	15-37	40.5	4-14	28.6	10-14	71.4	4	21	25	17	10	27	8	1
UTEP	W	64	33/31	17	21-54	38.9	8-21	38.1	14-21	66.7	11	23	34	20	10	8	7	5
VS. UNCG \$		58	25/33	16	17-54	31.5	8-25	32.0	16-18	88.9	15	26	4	20	14	13	2	5
@UTEP	W	88	48/40	44	32-57	56.1	7-17	41.2	17-19	89.5	10	21	31	20	18	14	14	3
Seattle U		72	23/49	33	22-49	44.9	10-23	43.5	18-25	72.0	10	17	27	14	15	17	10	2
UTEP	L	73	36/38	22	29-57	50.9	9-20	45.0	7-11	63.6	7	22	29	27	9	15	7	1
@ Louisville		77	32/45	26	23-58	39.7	6-34	17.6	25-34	73.5	16	24	40	13	13	11	9	2
@UTEP	W	67	32/35	12	19-45	42.2	6-16	37.5	23-33	69.7	10	15	25	18	10	15	8	5
Tarleton State		62	23/39	21	20-40	50.0	4-12	33.3	18-23	78.3	6	20	26	21	9	18	9	3
@UTEP	W	67	31/36	23	24-46	52.2	6-14	42.9	13-24	54.2	7	26	33	22	10	17	11	1
Jackson State ^		61	22/39	13	20-59	33.9	3-24	12.5	18-26	69.2	17	23	40	23	8	15	7	0
@UTEP	W	75	45/40	22	25-52	48.1	11-17	64.7	14-21	66.7	5	23	28	17	16	13	9	4
Yale ^		74	33/41	45	27-62	43.5	10-22	45.5	10-17	58.8	16	27	43	18	16	16	8	3
@UTEP	W	79	47/32	34	27-61	44.3	8-26	30.8	17-26	65.4	12	25	37	15	19	20	18	6
NNMC		60	22/38	14	21-59	35.6	4-15	26.7	14-18	77.8	14	27	41	18	10	27	13	3
@UTEP	W	70	36/34	6	25-66	37.9	6-29	20.7	14-17	82.4	11	23	34	16	12	3	15	0
LA Tech *		60	27/33	12	20-50	40.0	9-31	29.0	11-13	84.6	9	32	41	17	13	20	0	3
@UTEP	W	81	39/42	18	28-51	54.9	8-22	36.4	17-23	73.9	6	22	28	19	17	11	9	2
Sam Houston *		72	29/43	28	25-56	44.6	6-20	30.0	16-18	88.9	11	19	30	19	11	15	5	0
@UTEP	L	57	25/32	14	18-50	36.0	7-21	33.3	14-19	73.7	8	13	21	13	11	13	5	4
NM State *		85	38/47	28	34-60	56.7	6-19	31.6	11-13	84.6	13	27	40	16	17	10	8	1
UTEP	W	72	31/41	21	26-60	43.3	8-20	40.0	12-15	80.0	6	27	33	17	13	8	9	4
@Liberty *		70	31/39	26	24-52	46.2	11-28	39.3	11-17	64.7	4	28	32	13	19	12	3	3
UTEP	W	81	44/37	34	28-52	53.8	10-23	43.5	15-19	78.9	7	22	29	20	15	13	10	2
@ FIU *		73	36/37	19	27-58	46.6	4-17	23.5	15-20	75.0	13	19	32	15	11	14	9	5
@UTEP	L	66	31/35	31	22-58	37.9	8-22	36.4	14-20	70.0	6	19	25	14	11	8	8	0
Jax State *		73	30/43	27	26-54	48.1	6-19	31.6	15-18	83.3	11	31	42	13	12	17	4	1
@UTEP	W	73	37/36	16	26-61	42.6	5-17	29.4	16-23	69.6	9	20	29	15	15	9	14	6
Kennesaw State		71	41/30	9	26-57	45.6	7-24	29.2	12-18	66.7	13	30	43	18	13	22	5	4
UTEP	L	74	32/42	22	23-56	41.1	9-26	34.6	19-24	79.2	8	23	31	13	16	17	14	3
@ WKU *		78	34/44	26	30-54	55.6	7-22	31.8	11-16	68.8	4	29	33	16	14	18	8	3
UTEP	L	68	33/35	24	28-64	43.8	7-18	38.9	5-6	83.3	11	25	36	16	12	10	9	1
@ Middle Tennessee *		71	36/35	7	26-55	47.3	8-20	40.0	11-24	45.8	13	24	37	10	20	12	7	6
UTEP	W	66	28/38	15	21-52	40.4	5-21	23.8	19-29	65.5	9	27	36	22	12	12	8	1
@ NM State *		63	24/39	23	17-56	30.4	7-30	23.3	22-31	71.0	11	24	35	20	7	9	7	4
@UTEP	W	77	37/40	19	30-60	50.0	8-20	40.0	9-14	64.3	9	29	38	16	22	12	11	1
FIU *		63	37/26	32	24-56	42.9	6-21	28.6	9-17	52.9	9	25	34	13	11	15	9	6
UTEP	L	69	35/34	26	26-61	42.6	9-26	34.6	8-9	88.9	5	26	31	14	14	6	8	4
Liberty *		76	32/44	34	27-57	47.4	14-29	48.3	8-15	53.3	8	31	39	9	21	11	2	1

\$- Ball Dawgs Classic (Las Vegas, Nev.)

^ - 63rd-Annual WestStar Don Haskins Sun Bowl Invitational (El Paso, Texas)

* - Conference USA game



LARGEST LEAD & LARGEST DEFICIT

DATE	OPPONENT	RESULT	LARGEST LEAD	LARGEST DEFICIT	TIMES TIED	LEAD CHANGES
11/4/24	Sul Ross State	W, 102-55	53 (2H, 4:11)	None	0	0
11/9/24	at Utah Valley	L, 60-89	None	29 (2H, 00:42)	0	0
11/12/24	UTPB	W, 78-58	30 (1H, 1:30)	None	0	0
11/20/24	at UC Santa Barbara	W, 79-76	15 (1H, 3:54)	None	1	0
11/25/24	vs. San Jose State \$	L, 65-71	None	18 (2H, 9:10)	1	0
11/26/24	vs. Long Beach State \$	W, 70-44	27 (2H, 9:16)	7 (1H, 13:42)	1	3
11/27/24	vs. UNC Greensboro \$	W, 64-58	16 (2H, 8:06)	None	0	0
12/7/24	Seattle U	W, 88-72	28 (2H, 7:14)	3 (1H, 19:27)	0	1
12/11/24	at Louisville	L, 74-77	7 (2H, 17:26)	8 (2H, 7:38)	10	13
12/16/24	Tarleton State	W, 67-62	13 (1H, 13:13)	None	0	0
12/20/24	Jackson State ^	W, 67-61	22 (2H, 5:15)	1 (1H, 11:42)	0	4
12/21/24	Yale^	W, 75-74	14 (1H, 5:17)	2 (1H, 19:23)	1	3
12/28/24	Northern New Mexico	W, 79-60	29 (2H, 3:55)	3 (1H, 19:08)	0	1
1/2/25	LA Tech *	W, 70-60	14 (2H, 5:56)	8 (1H, 11:20)	4	6
1/4/25	Sam Houston *	W, 81-72	22 (2H, 7:20)	3 (1H, 12:09)	3	2
1/11/25	NM State *	L, 57-85	2 (1H, 15:00)	30 (2H, 2:45)	2	4
1/16/25	at Liberty *	W, 72-70	7 (1H, 13:39)	6 (1H, 7:17)	9	12
1/18/25	at FIU *	W, 81-73	16 (2H, 14:43)	5 (1H, 17:31)	2	3
1/23/25	Jax State *	L, 66-73	8 (2H, 16:23)	7 (1H, 12:12)	10	10
1/25/25	Kennesaw State *	W, 73-71	9 (1H, 6:52)	9 (2H, 16:32)	6	3
1/30/25	at WKU *	L, 74-78	5 (1H, 17:23)	9 (2H, 18:32)	10	9
2/1/25	at Middle Tennessee *	L, 68-71	8 (1H, 16:48)	6 (1H, 2:54)	11	7
2/8/25	at NM State *	W, 66-63	11 (1H, 12:18)	None	0	0
2/13/25	FIU *	W, 77-63	15 (2H, 5:10)	6 (1H, 9:34)	12	11
2/15/25	Liberty *	L, 69-76	11 (1H, 6:12)	9 (2H, 3:46)	2	5

\$ - Ball Dawgs Classic (Las Vegas, Nev.)

^ - 63rd-Annual WestStar Don Haskins Invitational (El Paso, Texas)

* - Conference USA game

POINTS, REBOUNDS, ASSISTS

Opponent	Wickware	Thomas	Hebb	Camper Jr.	Terrell Jr.	Horton III	Bynum	Barnes	Holmes	Frazier III	Mbengue	Hamilton	Jones	Kalu
Sul Ross State	0-2-0	0-0-1	3-0-1	11-4-4	7-0-3	17-4-1	20-3-3	8-1-2	0-1-0	17-4-3	0-0-0	6-5-2	7-4-1	6-2-2
at Utah Valley	DNP	8-1-0	0-0-2	7-2-1	5-1-0	0-2-1	9-1-1	13-0-1	0-0-0	11-3-2	DNP	2-2-0	2-3-0	3-8-0
UTPB	DNP	0-0-0	6-1-2	12-2-3	DNP	10-6-1	DNP	11-1-2	0-0-0	17-4-7	DNP	6-2-0	4-3-1	12-7-2
at UCSB	DNP	DNP	0-0-0	13-2-2	2-1-2	0-0-0	15-1-0	23-3-4	DNP	21-5-5	DNP	2-1-0	3-2-0	0-4-1
vs. SJSU	DNP	3-1-0	0-1-0	21-4-5	6-2-1	4-1-2	3-3-0	6-1-1	DNP	14-4-4	DNP	8-2-0	0-0-0	0-2-0
vs. LBSU	DNP	3-1-0	2-1-1	12-5-3	16-3-2	4-3-1	11-4-2	9-1-0	0-1-0	7-7-2	0-0-0	4-4-2	2-1-0	0-0-0
vs. UNCG	DNP	2-0-0	DNP	19-4-3	7-4-3	6-2-0	8-2-0	10-3-3	DNP	4-3-0	DNP	1-2-0	0-1-0	7-7-1
Seattle U	DNP	7-2-2	0-2-0	8-3-4	2-3-2	2-1-0	19-0-0	3-4-4	0-0-0	18-4-5	0-0-0	12-5-0	4-3-1	13-4-0
at Louisville	DNP	2-0-1	DNP	19-3-3	4-1-1	0-0-0	14-2-1	16-2-2	DNP	7-6-1	DNP	3-2-0	3-2-0	6-9-0
Tarleton St.	DNP	0-1-0	DNP	11-3-2	7-6-4	2-0-0	10-1-1	11-2-0	DNP	18-4-2	DNP	0-0-0	0-0-1	8-5-0
Jackson St.	0-0-0	2-0-2	0-1-0	2-4-0	10-4-1	5-1-2	12-1-0	4-1-3	DNP	16-4-1	2-1-1	2-3-0	0-0-0	12-12-0
Yale	DNP	4-1-3	DNP	5-4-1	11-4-4	3-2-1	11-1-1	12-1-2	DNP	15-5-1	0-0-0	4-0-0	0-1-2	10-8-1
NNMC	0-0-0	1-1-0	5-2-1	15-3-3	4-3-4	1-2-0	9-3-2	9-2-0	3-0-1	12-6-7	2-2-0	11-5-0	2-3-0	5-3-1
LA Tech	DNP	3-0-1	DNP	17-6-1	6-1-5	0-1-0	0-2-0	11-2-2	DNP	21-11-3	DNP	0-1-0	3-5-0	9-5-0
Sam Houston	DNP	0-0-0	DNP	16-4-2	11-4-6	0-0-0	9-0-0	17-4-3	DNP	10-3-5	DNP	9-3-1	0-1-0	9-7-0
NM State	DNP	0-1-1	4-0-2	4-3-0	17-2-5	5-1-1	3-0-1	9-4-1	DNP	13-5-0	2-1-0	0-0-0	0-1-0	0-2-0
at Liberty	DNP	DNP	0-0-0	12-6-7	7-9-4	0-1-0	13-4-0	10-1-1	DNP	14-6-0	DNP	8-2-1	8-4-0	DNP
at FIU	DNP	DNP	0-0-0	9-6-2	6-3-2	3-0-1	18-3-4	8-3-4	DNP	22-4-2	0-1-0	2-1-0	2-1-0	11-4-0
Jax State	DNP	0-1-1	3-2-1	7-1-1	5-3-3	3-0-1	16-0-1	3-1-0	DNP	17-6-2	DNP	5-2-0	4-1-1	3-8-0
Kennesaw State	DNP	0-1-2	4-0-0	DNP	8-6-6	0-0-0	8-1-2	10-1-1	DNP	17-5-3	DNP	0-5-1	12-2-0	14-4-0
at WKU	DNP	0-1-0	8-0-0	DNP	15-4-8	0-0-0	8-0-1	11-4-6	DNP	11-7-0	DNP	4-2-0	10-3-1	7-6-0
at MT	DNP	DNP	0-0-0	10-3-0	15-11-6	0-0-0	3-2-0	2-1-2	DNP	14-1-4	DNP	14-5-0	0-0-0	10-7-0
at NM State	DNP	1-2-1	8-2-0	5-2-6	3-5-1	0-0-0	DNP	18-4-2	DNP	16-9-2	DNP	2-0-0	4-2-0	9-10-0
FIU	0-0-0	0-0-0	3-1-2	7-4-0	12-6-7	0-0-0	6-0-1	13-2-6	DNP	12-12-5	DNP	8-3-0	2-2-1	14-2-0
Liberty	DNP	DNP	2-0-1	10-3-2	10-6-7	9-3-0	9-2-1	3-3-2	DNP	16-3-1	DNP	6-2-0	0-2-0	4-5-0

Bold denotes double figures



HIGHS & LOWS

- 2024-25 UTEP HIGHS -

1st Half Points	49, Sul Ross State (11/4/24)
2nd Half Points	53, Sul Ross State (11/4/24)
Total Points	102, Sul Ross State (11/4/24)
Field Goals	35, Sul Ross State (11/4/24)
Field Goals Att.	66, LA Tech (1/2/25)
Field Goal Pct.	58.8, UTPB (11/12/24)
3pt Field Goals	14, Sul Ross State (11/4/24)
3pt Field Goals Att.	29, LA Tech (1/2/25)
3pt Field Goal Pct.	64.7, Yale (12/21/24)
Free Throws Made	25, at Utah Valley (11/9/24)
Free Throws Att.	33, Tarleton State (12/16/24)
FT Pct. (min. 10)	89.5, Seattle U (12/7/24)
Off. Rebounds	13, vs. Long Beach State (11/26/24)
Def. Rebounds	29, FIU (2/13/25)
Total Rebounds	38, FIU (2/13/25)
Assists	23, Sul Ross State (11/4/24)
Steals	19, Sul Ross State (11/4/24)
Blocked Shots	6, 4X, last, Kennesaw State (1/25/25)
Turnovers	20, NNMC (12/28/24)
Fouls	31, at Utah Valley (11/9/24)

- 2024-25 UTEP LOWS -

1st Half Points	25, NM State (1/11/25)
2nd Half Points	30, Yale (12/21/24)
Total Points	57, NM State (1/11/25)
Field Goals	15, at Utah Valley (11/9/24)
Field Goals Att.	45, Tarleton State (12/16/24)
Field Goal Pct.	26.3 at Utah Valley (11/9/24)
3pt Field Goals	5, 5X, last, at NM State (2/8/25)
3pt Field Goals Att.	14, Jackson State (12/20/24)
3pt Field Goal Pct.	20.7, LA Tech (1/2/25)
Free Throws Made	5, at MT (2/1/25)
Free Throws Att.	6, at MT (2/1/25)
FT Pct. (min. 10)	54.2, Jackson State (12/20/24)
Off. Rebounds	5, Yale (12/21/24)
Def. Rebounds	14, vs. San Jose State (11/25/24)
Total Rebounds	21, 2X, last, NM State (1/11/25)
Assists	8, at Utah Valley (11/9/24)
Steals	5, NM State (1/11/25)
Blocked Shots	0, 2X, last, Jax State (1/23/25)
Turnovers	3, LA Tech (1/2/25)
Fouls	13, 2X, last, at WKU (1/30/25)

- 2024-25 OPPONENT HIGHS -

1st Half Points	43, at Utah Valley (11/9/24)
2nd Half Points	47, NM State (1/11/25)
Total Points	89, at Utah Valley (11/9/24)
Field Goals	34, NM State (1/11/25)
Field Goals Att.	62, Yale (12/21/24)
Field Goal Pct.	56.7, NM State (1/11/25)
3pt Field Goals	14, Liberty (2/15/25)
3pt Field Goals Att.	34, at Louisville (12/11/24)
3pt Field Goal Pct.	52.6, at Utah Valley (11/9/24)
Free Throws Made	29, at Utah Valley (11/9/24)
Free Throws Att.	41, at Utah Valley (11/9/24)
FT Pct. (min. 10)	88.9, 2X, last, Sam Houston (1/4/25)
Off. Rebounds	17, Jackson State (12/20/24)
Def. Rebounds	35, at Utah Valley (11/9/24)
Total Rebounds	44, at Utah Valley (11/9/24)
Assists	23, at Utah Valley (11/9/24)
Steals	13, NNMC (12/28/24)
Blocked Shots	7, at Utah Valley (11/9/24)
Turnovers	27, 2X, last, NNMC (12/28/24)
Fouls	28, at Utah Valley (11/9/24)

- 2024-25 OPPONENT LOWS -

1st Half Points	19, UTPB (11/12/24)
2nd Half Points	21, vs. Long Beach State (11/26/24)
Total Points	44, vs. Long Beach State (11/26/24)
Field Goals	15, vs. Long Beach State (11/26/24)
Field Goals Att.	37, vs. Long Beach State (11/26/24)
Field Goal Pct.	30.4 (at NM State, 2/8/25)
3pt Field Goals	3, 2X, last Jackson State (12/20/24)
3pt Field Goals Att.	12, Tarleton State (12/16/24)
3pt Field Goal Pct.	12.5, Jackson State (12/20/24)
Free Throws Made	8, Liberty (2/15/25)
Free Throws Att.	13, 2X, last, NM State (1/11/25)
FT Pct. (min. 10)	45.8, at MT (2/1/25)
Off. Rebounds	4, 3X, last, at WKU (1/30/25)
Def. Rebounds	21, vs. Long Beach State (11/26/24)
Total Rebounds	25, vs. Long Beach State (11/26/24)
Assists	7 (at NM State, 2/8/25)
Steals	0, LA Tech (1/2/25)
Blocked Shots	0, 3X, last, Sam Houston (1/4/25)
Turnovers	9, (at NM State, 2/8/25)
Fouls	9, Liberty (2/15/25)

2024-25 MARGIN OF VICTORY/DEFEAT

MARGIN	WON BY	LOST BY	RECORD
1	1	0	1-0
2	2	0	2-0
3	2	2	2-2
4	0	1	0-1
5	1	0	1-0
6	2	1	2-1
7	0	2	0-2
8	1	0	1-0
9	1	0	1-0
10	1	0	1-0
11	-	-	-
12	-	-	-
13	-	-	-
14	1	0	1-0
15	-	-	-
16	1	0	1-0
17	-	-	-
18	-	-	-
19	1	0	1-0
20	1	0	1-0
26	1	0	1-0
28	0	1	0-1
29	0	1	0-1
47	1	0	1-0
TOTAL	17	8	17-8

Largest Home Win	47, (102-55, Sul Ross, 11/4/24)
Smallest Home Win	1, (75-74, Yale, 12/21/24)
Largest Home Loss	28 (L, 85-57, NM State, 1/11/25)
Smallest Home Loss	7, 2X (L, 73-66, Jax State, 1/23/25 & L, 76-69, 2/15/25)
Largest Road Win	8, (W, 81-73, at FIU, 1/18/25)
Smallest Road Win	2, (W, 72-70, at Liberty, 1/16/25)
Largest Road Loss	29, (L, 89-60, at Utah Valley, 11/9/24)
Smallest Road Loss	3, 2X (L, 77-74, at Louisville, 12/11/24) L (68-78, at Middle Tennessee, 2/1/25)
Largest Neutral Win	26 (W, 70-44, vs. Long Beach State, 11/26/24)
Smallest Neutral Win	6 (W, 64-58, vs. UNCG, 11/27/24)
Largest Neutral Loss	5 (L, 71-65, vs. San Jose State, 11/25/24)
Smallest Neutral Loss	Same

UTEP SCORING

	1ST HALF	2ND HALF	OT	2OT	TOTAL
UTEP	904	918	-	-	1822
Opponents	754	958	-	-	1712



THE LAST TIME IT HAPPENED ...

TEAM

65 PERCENT SHOOTING BY A TEAM

UTEP: at FIU (.673, 35-52), 2-25-17
Opponent: at UCF (.702, 40-57), 1-23-08

60 PERCENT SHOOTING BY A TEAM

UTEP: McMurry (.633, 50-79), 11-6-23
Opponent: WKU (.619, 39-63), 1-20-24

LESS THAN 30 PERCENT SHOOTING BY A TEAM

UTEP: at LA Tech (.295, 18-61), 1-25-24
Opponent: LA Tech (.296, 16-54), 12-17-22

60 PERCENT THREE-POINT SHOOTING BY A TEAM (minimum 10 attempts)

UTEP: Yale (.647, 11-17), 12-21-24
Opponent: at New Mexico (.611, 11-18), 11-24-18

100 PERCENT FREE THROW SHOOTING BY A TEAM (minimum 10 attempts)

UTEP: Sul Ross State (13-13), 12-5-20
Opponent: Southern Illinois (9-9), 11-27-15

45 MADE FIELD GOALS IN A GAME

UTEP: McMurry (50), 11-6-23

60 REBOUNDS IN A GAME

UTEP: Houston Baptist (61), 11-30-91
Opponent: Colorado State (73), 11-28-15

25 ASSISTS IN A GAME

UTEP: USAO (26), 11-9-23
Opponent: at UCF (25), 1-23-08

10 BLOCKED SHOTS IN A GAME

UTEP: at UTSA (11), 1/12/23
Opponent: Houston (11), 12-19-19

15 STEALS IN A GAME

UTEP: LA Tech, (15), 1-2-25
Opponent: at FIU (15), 1-13-24

25 TURNOVERS IN A GAME

UTEP: at FIU (25), 1-13-24
Opponent: NNMC, (27), 12-28-24

+20 REBOUND MARGIN

UTEP: WNMU (51-29), 12-4-23
Opponent: North Dakota State (50-30), 12-22-17

SCORED 100 POINTS

UTEP: Sul Ross State (102), 11-4-24
Opponent: Wake Forest (101), 11-17-16

EIGHT PLAYERS IN DOUBLE FIGURES

UTEP: McMurry, 11-6-23

SEVEN PLAYERS IN DOUBLE FIGURES

UTEP: USAO, 11-9-23

SIX PLAYERS IN DOUBLE FIGURES

UTEP: UTPB, 11-25-20
Opponent: UAB, 1-25-18

FIVE STARTERS IN DOUBLE FIGURES

UTEP: at New Mexico, 11-24-18
Opponent: Rice, 12-31-22

70 PERCENT SHOOTING IN A HALF

UTEP: vs. Rice (.714, 20-28), second half, 12-30-17
Opponent: WKU (.710, 22-33), second half, 1-20-24

65 PERCENT SHOOTING IN A HALF

UTEP: McMurry (.658, 25-38, 1H), 11-6-23
Opponent: WKU (.710, 22-33, 2H), 1-20-24

70 POINTS IN A HALF

UTEP: USAO (71), 11-9-23
2nd half, 12-30-00

60 POINTS IN A HALF

UTEP: McMurry (61, 2H), 11-6-23
Opponent: Wake Forest (63), first half, 11-17-16

INDIVIDUAL

40-POINT SCORER

UTEP: Randy Culpepper vs. E. Carolina (45), 2-13-10
Opponent: Jestin Porter, at Middle Tennessee (41), 2-17-24

30-POINT SCORER

UTEP: Zid Powell, Wyoming (32), 12-21-23
Opponent: Carl Pierre, Rice, 3/3/22

THREE PLAYERS WITH 20 POINTS IN A GAME

UTEP: vs. Rice (Bryson Williams 29, Jamal Bieniemy 24, Keonte Kennedy 22), 1-8-21
Opponent: Marshall (James Kelly 26, Jon Elmore 21, Ryan Taylor 20), 1-4-16

A PLAYER MADE 15 FIELD GOALS

UTEP: Bryson Williams vs. East Central (15), 11-27-19
Opponent: Trey Johnson, Jackson State (15), 12-22-06

A PLAYER MADE FIVE THREE-POINT FIELD GOALS

UTEP: Ahamad Bynum, Sul Ross State, (6), 11/4/24
Trey Horton III, Sul Ross State, (5), 11/4/24
Opponent: Taelon Peter, Liberty, (5), 2/15/25

A PLAYER MADE 15 FREE THROWS

UTEP: Souley Boum vs. FIU (15), 2-13-21
Opponent: Jontae Sherrard, E. Carolina (15), 2-23-11

A PLAYER HAD 20 REBOUNDS

UTEP: Efe Odigie at Marshall (20), 1-31-19
Opponent: Austin Trice- ODU (20), 1/15/22

A PLAYER HAD 15 REBOUNDS

UTEP: Keonte Kennedy vs. WIU, (15), 3/19/22
Opponent: Cameron Sheffield- Rice (16), 12/31/22
Max Fieldler- Rice (15), 12/31/22

TWO PLAYERS HAD DOUBLE-DOUBLES IN A GAME

UTEP: Calvin Solomon at UAB (16 points-11 rebounds), 12-29-22
Shamar Givance at UAB (17 points-10 assists), 12-29-22
Opponent: Owen Aquino- Liberty 13 points-10 rebounds), 2-15-25
Taelon Peter- Liberty 23 points-10 rebounds), 2-15-25

A PLAYER HAD A DOUBLE-DOUBLE (POINTS-REBOUNDS)

UTEP: Otis Frazier III, FIU (12 points-12 rebounds), 2-13-25
Opponent: Owen Aquino- Liberty 13 points-10 rebounds), 2-15-25
Taelon Peter- Liberty 23 points-10 rebounds), 2-15-25

A PLAYER HAD A DOUBLE-DOUBLE (POINTS-ASSISTS)

UTEP: Tae Hardy, McMurry (14 points-10 assists), 11-6-23
Opponent: Cameron Payne, Murray State (14 points-10 assists), 3-17-15

A PLAYER HAD A TRIPLE-DOUBLE (POINTS-REBOUNDS-ASSISTS)

UTEP: Souley Boum vs. Western Illinois (20 points-12 rebounds-10 assists), 3-19-22

A PLAYER HAD 10 ASSISTS IN A GAME

UTEP: Tae Hardy, McMurry (10), 11-6-23
Opponent: Camryn Weston, at Middle Tennessee (14), 2-1-25

A PLAYER LED THE TEAM IN SCORING, REBOUNDING & ASSISTS IN THE SAME GAME

UTEP: David Terrell Jr., at Middle Tennessee (15 points-11 rebounds, 6 assists), 2-1-25
Opponent: Demarcus Sharp, Austin Peay (14 points- 6 rebounds- 7 assists), 11-17-23

A PLAYER HAD FIVE STEALS IN A GAME

UTEP: Otis Frazier III, Kennesaw State (8+), 1-25-25
Opponent: Arturo Dean, at FIU (5), 1-13-24

A PLAYER HAD FIVE BLOCKED SHOTS IN A GAME

UTEP: Jamari Sibley (5), at UTSA, 1-23-22
Opponent: Daniel Bacho, LA Tech (5), 2-22-24

+Denotes Tied School Record

2024-25 UTEP ATTENDANCE

SITE	GAMES	TOTAL	AVG./GAME
Home	14	73,778	5,270
Away	8	36,041	4,505
Neutral	3	NA	NA

UTEP BY THE NUMBERS

All-Time Record	1,491-1,150
Season Number of men's basketball	104th
Conference championships	12 (last in 2010)
NCAA Tournament appearances	17 (last in 2010)
NIT appearances	11 (last in 2015)
20-win seasons	27 (last in 2022)
Overtime games	120 (69-51)
UTEP 100-point games	36 (34-2)



CHARTING THE MINERS

CONSECUTIVE GAMES SCORED

Otis Frazier III	73
Devon Barnes	55
Corey Camper Jr.	28
David Terrell Jr.	27
Ahamad Bynum	10
Kevin Kalu	8
Derick Hamilton	5
Baylor Hebb	3
Antwonnie Holmes	1
Trey Horton III	1

CONSECUTIVE GAMES SCORING IN DOUBLE FIGURES

Otis Frazier III	16
David Terrell Jr.	2
Corey Camper Jr.	1

DOUBLE DOUBLES

PLAYER	SEASON	CAREER
Otis Frazier III	2	3
Kevin Kalu	1	Same
David Terrell Jr.	1	Same

DOUBLE FIGURE REBOUNDING GAMES

PLAYER	SEASON	CAREER
Kevin Kalu	2	4
Otis Frazier III	2	3
David Terrell Jr.	1	Same

DOUBLE FIGURE SCORING GAMES

PLAYER	SEASON	CAREER
Otis Frazier III	22	51
Devon Barnes	14	39
Corey Camper Jr.	14	27
Ahamad Bynum	11	13
David Terrell Jr.	9	15
Kevin Kalu	8	10
Derick Hamilton	3	10
Trey Horton III	2	5
Elijah Jones	2	4
Baylor Hebb	0	2

TIMES LED UTEP IN SCORING

PLAYER	SEASON	CAREER
Otis Frazier III	10	20
Corey Camper Jr.	4	6
David Terrell Jr.	4	5
Devon Barnes	4	Same
Elijah Jones	0	2
Ahamad Bynum	2	Same
Derick Hamilton	0	1
Kevin Kalu	1	Same

TIMES LED UTEP IN REBOUNDING

PLAYER	SEASON	CAREER
Kevin Kalu	9	22
Otis Frazier III	8	22
David Terrell Jr.	5	Same
Corey Camper Jr.	2	3
Derick Hamilton	2	3

TIMES LED UTEP IN ASSISTS

PLAYER	SEASON	CAREER
David Terrell Jr.	13	18
Otis Frazier III	5	11
Corey Camper Jr.	6	9
Devon Barnes	3	Same
Ahamad Bynum	1	Same
Baylor Hebb	1	Same

20+ POINT GAMES

PLAYER	SEASON	CAREER
Devon Barnes	1	8
Otis Frazier III	3	7
Corey Camper Jr.	1	2
Ahamad Bynum	1	Same

3-POINT PLAYS

Otis Frazier III	6
Devon Barnes	4
David Terrell Jr.	4
Kevin Kalu	4
Corey Camper Jr.	2
KJ Thomas	2
Derick Hamilton	2
Ahamad Bynum	1
Baylor Hebb	1

4-POINT PLAYS

Devon Barnes	2
Otis Frazier III	1

BENCH POINTS

OPPONENT	UTEP	OPP.	MARGIN
Sul Ross State	53	17	+36
at Utah Valley	21	33	-12
UTPB	20	5	+15
at UC Santa Barbara	20	6	+14
vs. San Jose State	18	9	+9
vs. Long Beach State	27	7	+20
vs. UNCG	17	16	+1
Seattle U	44	33	+11
at Louisville	22	26	-4
Tarleton State	12	21	-9
Jackson State	23	13	+10
Yale	22	45	-23
NNMC	34	14	+20
LA Tech	6	12	-6
Sam Houston	18	28	-10
NM State	14	28	-14
at Liberty	21	26	-5
at FIU	34	19	+15
Jax State	31	27	+4
Kennesaw State	16	9	+7
at WKU	22	26	-4
at Middle Tennessee	24	7	+17
at NM State	15	23	-8
FIU	19	32	-13
Liberty	26	31	-5

TOTALS	579	513	+66
---------------	------------	------------	------------

FAST BREAK POINTS

OPPONENT	UTEP	OPP.	MARGIN
Sul Ross State	24	10	+14
at Utah Valley	15	13	+2
UTPB	24	20	+4
at UC Santa Barbara	14	6	+8
vs. San Jose State	9	11	-2
vs. Long Beach State	12	6	+6
vs. UNCG	7	0	+7
Seattle U	20	14	+6
at Louisville	10	4	+6
Tarleton State	18	7	+11
Jackson State	16	9	+7
Yale	10	8	+2
NNMC	28	4	+24
LA Tech	24	7	+17
Sam Houston	16	7	+9
NM State	7	9	-2
at Liberty	11	13	-2
at FIU	8	8	+/- 0
Jax State	10	6	+4
Kennesaw State	16	16	+/- 0
at WKU	10	6	+4
at Middle Tennessee	2	12	-10
at NM State	8	11	-3
FIU	25	10	+15
Liberty	20	4	+16

TOTALS	364	221	+143
---------------	------------	------------	-------------

POINTS IN THE PAINT

OPPONENT	UTEP	OPP.	MARGIN
Sul Ross State	42	26	+16
at Utah Valley	20	28	-8
UTPB	46	38	+8
at UC Santa Barbara	28	34	-6
vs. San Jose State	32	24	+8
vs. Long Beach State	36	14	+22
vs. UNCG	20	16	+4
Seattle U	50	24	+26
at Louisville	38	34	+4
Tarleton State	18	28	-10
Jackson State	23	13	+10
Yale	24	32	-8
NNMC	34	26	+8
LA Tech	36	20	+16
Sam Houston	36	36	+/- 0
NM State	22	46	-24
at Liberty	21	26	-5
at FIU	30	44	-14
Jax State	28	34	-6
Kennesaw State	36	38	-2
at WKU	26	42	-16
at Middle Tennessee	40	34	+6
at NM State	30	18	+12
FIU	44	32	+12
Liberty	26	34	-8

TOTALS	786	741	+45
---------------	------------	------------	------------

SECOND CHANCE POINTS

OPPONENT	UTEP	OPP.	MARGIN
Sul Ross State	16	5	+11
at Utah Valley	10	7	+3
UTPB	5	17	-12
at UC Santa Barbara	9	12	-3
vs. San Jose State	9	12	-3
vs. Long Beach State	10	3	+7
vs. UNCG	8	12	-4
Seattle U	12	8	+4
at Louisville	7	16	-9
Tarleton State	10	8	-2
Jackson State	6	16	-10
Yale	5	18	-13
NNMC	8	11	-3
LA Tech	11	7	+4
Sam Houston	10	7	+3
NM State	8	12	-4
at Liberty	4	3	+1
at FIU	11	14	-3
Jax State	7	8	-1
Kennesaw State	5	18	-13
at WKU	6	6	+0
at Middle Tennessee	11	10	+1
at NM State	9	14	-5
FIU	8	10	-2
Liberty	8	9	-1

TOTALS	213	263	-50
---------------	------------	------------	------------

POINTS OFF TURNOVERS

OPPONENT	UTEP	OPP.	MARGIN
Sul Ross State	39	10	+29
at Utah Valley	15	16	-1
UTPB	26	21	+5
at UC Santa Barbara	20	9	+11
vs. San Jose State	32	14	+18
vs. Long Beach State	26	8	+18
vs. UNCG	17	12	+5
Seattle U	27	20	+7
at Louisville	14	17	-3
Tarleton State	24	11	+13
Jackson State	13	16	-3
Yale	23	14	+9
NNMC	28	19	+9
LA Tech	24	3	+21
Sam Houston	12	9	+3
NM State	6	12	-6
at Liberty	16	10	+6
at FIU	20	15	+5
Jax State	11	6	+5
Kennesaw State	26	10	+16
at WKU	20	14	+6
at Middle Tennessee	9	18	-9
at NM State	6	9	-3
FIU	18	16	+2
Liberty	16	8	+8

TOTALS	488	317	+171
---------------	------------	------------	-------------



TEAM SINGLE-GAME RECORDS

MOST POINTS

	OPPONENT	DATE	PTS
1.	USAO	11/9/23	123
2.	New Mexico Highlands	12/30/00	121
3.	McMurry	11/6/23	120
4.	Cardinal Stritch	12/20/94	113
5.	Marshall	2/4/16	112
6.	Arkansas-Pine Bluff	11/29/00	110
7.	Tahoe Paradise	1/2/69	109
	Fort Lewis College	11/26/88	109
	UT-Permian Basin	11/22/03	109
10.	Arizona State	1/17/70	108
	Texas State	12/19/06	108

MOST FIRST HALF POINTS

	OPPONENT	DATE	PTS
1.	East Carolina	2/13/10	63
2.	UTPB	11/25/20	61
3.	Rice	2/5/04	60
4.	Roosevelt	12/11/82	59
	UT-Permian Basin	11/22/03	59
	McMurry	11/6/23	59
7.	West Texas A&M	2/27/61	57
	Jackson State	12/27/00	57
9.	UT-Pan American	12/6/99	56
	Norfolk State	12/28/09	56

MOST SECOND HALF POINTS

	OPPONENT	DATE	PTS
1.	New Mexico Highlands	12/30/00	78
2.	USAO	11/9/23	71
3.	Marshall	2/4/16	65
4.	Texas State	12/19/06	64
5.	Pasadena	2/1/61	62
	Fort Lewis	11/26/88	62
7.	Arkansas-Pine Bluff	11/29/00	61
	McMurry	11/6/23	61
9.	Arizona State	1/17/70	60
	Cardinal Stritch	12/20/94	60

FEWEST POINTS (SINCE 1950)

	OPPONENT	DATE	PTS
1.	at Wyoming	2/17/79	27
2.	at Kansas State	12/3/57	31
3.	at Old Dominion	2/17/18	33
	at North Texas	1/15/21	33
5.	Stephen F. Austin	11/26/11	35
6.	at New Mexico State	1951-52*	36
7.	at Oklahoma State	12/4/58	37
8.	New Mexico	3/10/84	38
9.	New Mexico State	12/30/74	39
	at Southern Miss	2/20/13	39
11.	at Oklahoma State	12/5/55	40
	at Arizona	12/23/64	40

FEWEST POINTS ALLOWED

	OPPONENT	DATE	PTS
1.	at Wyoming	2/17/79	28
2.	vs. Northwestern	12/2/72	29
	Wayland Baptist	12/3/74	29
4.	Texas A&M-Commerce	12/6/66	30
	at Colorado State	2/11/82	30
6.	vs. Sul Ross State	11/29/74	32
7.	Quincy College	12/1/73	34
8.	Hayward State	12/21/64	35
	Air Force	1/9/82	35
	Texas A&M-Kingsville	11/27/81	35

MOST POINTS ALLOWED

	OPPONENT	DATE	PTS
1.	at Arizona State	1/9/61	119
2.	at Texas Tech	2/27/56	117
3.	at UCF	1/23/08	109
4.	at Fresno State	2/17/01	108
	Marshall	2/4/16	108
6.	at New Mexico State	2/11/61	107
7.	at Hawaii	2/17/94	104
	at SMU	1/20/00	104
9.	Wake Forest	11/17/16	103
10.	Arizona	2/27/60	100
	at San Diego State	2/19/94	100
	Jackson State	12/22/06	100
	UAB	1/8/11	100

BIGGEST WINS

	OPPONENT	SCORE	DATE	MARGIN
1.	Fort Lewis College	109-47	11/26/88	62
2.	Alcorn State	101-41	12/19/09	60
3.	New Mexico State	107-51	2/24/65	56
4.	Colorado State	91-38	12/18/61	53
5.	Sul Ross State	84-32	11/29/74	52
	Cardinal Stritch	113-61	12/20/94	52
7.	Eastern New Mexico	89-38	12/4/65	51
	USAO	123-72	11/9/23	51
9.	New Mexico Highlands	89-39	2/10/62	50
	Arkansas-Pine Bluff	110-60	11/29/00	50
	Louisiana College	100-50	11/10/17	50
12.	St. Michael's	88-39	12/2/54	49
	McMurry	120-71	11/6/23	49
14.	Roosevelt	105-57	12/11/82	48
	Texas State	108-60	12/19/06	48

BIGGEST HOME WINS

	OPPONENT	SCORE	DATE	MARGIN
1.	Fort Lewis College	109-47	11/26/88	62
2.	Alcorn State	101-41	12/19/09	60
3.	New Mexico State	107-51	2/24/65	56
4.	Colorado State	91-38	12/18/61	53
5.	Sul Ross State	84-32	11/29/74	52
	Cardinal Stritch	113-61	12/20/94	52
7.	Eastern New Mexico	89-38	12/4/65	51
	vs. USAO	123-72	11/9/23	51
9.	New Mexico Highlands	89-39	2/10/62	50
	Arkansas-Pine Bluff	110-60	11/29/00	50
	Louisiana College	100-50	11/10/17	50

BIGGEST ROAD WINS

	OPPONENT	SCORE	DATE	MARGIN
1.	Texas Southern	104-61	12/29/07	43
2.	UCF	96-59	1/23/10	37
3.	West Texas A&M	92-59	1/28/63	33
4.	Sul Ross State	89-57	1/29/51	32
5.	New Mexico	72-42	1/13/48	30
	Wyoming	68-38	1/26/74	30
7.	Colorado State	75-46	1/10/81	29
8.	Abilene Christian	76-48	12/29/47	28
9.	Hardin-Simmons	55-31	1/15/48	24
10.	Northern Arizona	92-69	12/18/50	23
	San Diego State	77-54	1/23/92	23
	Marshall	91-68	1/28/17	23

BIGGEST LOSSES

	OPPONENT	SCORE	DATE	MARGIN
1.	at Fresno State	108-56	1/25/01	52
2.	Walz	59-10	1915-16*	49
	at Old Dominion	82-33	2/17/18	49
4.	New Mexico State	71-23	1935-36*	48
5.	Cactus Club	59-12	1915-16*	47
	New Mexico State	55-8	1917-18*	47
	New Mexico	70-23	1935-36*	47
9.	Kansas State	76-31	12/3/57	45
10.	New Mexico State	67-23	1/7/38	44
11.	Arizona State	67-24	1933-34*	43
	New Mexico State	65-22	1935-36*	43
	Arizona	93-50	2/25/48	43
14.	YMCA	54-12	1914-15*	42
	YMCA	57-15	1914-15*	42
	Texas	53-11	1923-24*	42
	Breese	45-3	1931-32*	42
	Johnson Floormen	66-24	1932-33*	42

* No date available

MOST FIELD GOALS

	OPPONENT	DATE	FGM
1.	vs. McMurry	11/6/23	50
2.	vs. New Mexico State	2/1/66	46
	vs. Illinois Tech	12/22/79	46
4.	at Assumption (n)	12/6/80	45
5.	vs. Roosevelt	12/11/82	44
6.	vs. Rice	2/5/04	43
7.	vs. St. Michael's College	12/12/61	42
	vs. Missouri State	1/28/64	42
	vs. New Mexico State	2/24/65	42
	vs. Arkansas-Pine Bluff	11/29/00	42

MOST FIELD GOAL ATTEMPTS

	OPPONENT	DATE	FGA
1.	vs. Pasadena	2/1/61	112
2.	vs. St. Michael's College	12/12/61	103
3.	vs. West Texas A&M	2/27/61	99
4.	vs. New Mexico State	2/1/66	94
5.	at New Mexico State	2/11/61	91
	vs. Western New Mexico	1/2/62	91
7.	vs. Sul Ross State	1/3/59	90
	vs. New Mexico	12/10/60	90
	vs. Western New Mexico	1/4/64	90
10.	vs. West Texas A&M	2/24/58	88
	vs. Illinois Tech	12/22/79	88

BEST FIELD GOAL PERCENTAGE

	OPPONENT	DATE	FG-FGA	PCT
1.	vs. New Mexico	1956-57*	25-35	.800
2.	vs. Hardin-Simmons	1/5/57	36-49	.735
3.	vs. Midwestern State	12/1/86	30-43	.698
4.	vs. Wabash	12/11/73	36-52	.692
5.	at FIU	2/25/17	35-52	.673
6.	vs. Utah	1/5/89	32-48	.667
7.	vs. Regis	12/20/82	35-53	.660
	vs. Colorado State	1/24/89	31-47	.660
9.	at Oregon State	2/4/86	26-40	.650
10.	at Utah	1/4/82	24-37	.649

BEST FIELD GOAL PERCENTAGE 1ST HALF

	OPPONENT	DATE	FG-FGA	PCT
1.	at Charlotte	2/27/16	21-28	.750
2.	vs. Utah	1/5/89	20-27	.741
3.	vs. Hawaii	1/8/96	21-29	.724
4.	vs. Colorado State	1/24/89	18-25	.720
	vs. Boise State	1/25/03	18-25	.720
6.	vs. Midwestern State	11/29/75	23-32	.719
7.	vs. Arkansas-Pine Bluff	12/29/11	20-28	.714
	vs. East Carolina	1/18/12	15-21	.714
9.	vs. Rice	2/5/04	24-34	.706



TEAM SINGLE-GAME RECORDS

10.	at Colorado	12/13/75	18-26	.692
	at Wyoming	3/8/86	18-26	.692
	vs. Boston College	12/28/87	18-26	.692
	vs. Sam Houston State	12/23/89	18-26	.692
	vs. Delaware State	11/21/04	18-26	.692

BEST FIELD GOAL PERCENTAGE 2ND HALF

OPPONENT	DATE	FG-FGA	PCT	
1.	at San Diego State	1/27/79	11-13	.846
2.	vs. New Mexico	1/22/83		.842
3.	at Utah	1/4/82		.824
4.	at Oregon State	2/4/86	14-17	.823
5.	vs. Florida Tech	12/15/78		.797
6.	at New Mexico State	11/27/95	18-23	.783
7.	vs. Arkansas-Pine Bluff	12/22/12	17-22	.773
8.	vs. Marshall	3/2/11	16-21	.762
9.	vs. Tulsa	1/8/05	19-25	.760
10.	vs. Colorado State	1/15/83		.750
	vs. New Mexico State	1/6/00	15-20	.750

LOWEST FG PERCENTAGE ALLOWED (SINCE 1950)

OPPONENT	DATE	FG-FGA	PCT	
1.	Eastern New Mexico	12/4/65	10-48	.208
2.	vs. Hayward State	12/21/64	11-52	.212
	William & Mary	12/29/64	14-66	.212
	Sul Ross State	11/29/74	11-52	.212
5.	vs. Abilene Christian	12/3/66	17-79	.215
6.	Texas A&M-Commerce	12/6/66	9-41	.220
7.	Colorado State	12/18/61	17-74	.230
	Jacksonville State	12/18/95	14-61	.230
9.	South Dakota	12/21/65	15-65	.231
10.	Quincy	12/1/73	11-47	.234

HIGHEST FG PERCENTAGE ALLOWED

OPPONENT	DATE	FG-FGA	PCT	
1.	vs. North Carolina St. (n)	3/17/85	30-41	.731
2.	at Hawaii	1/21/89	34-48	.708
3.	at UCF	1/23/08	40-57	.702
4.	at Arizona	2/4/57	39-56	.696
5.	Utah	2/9/79	30-45	.667
	at Wyoming	1/17/87	30-45	.667
	at Arizona	12/16/95	32-48	.667
8.	New Mexico	1/26/85	27-42	.643
	Wyoming (n)	3/12/88	27-42	.643
	Utah	1/30/97	27-42	.643

MOST 3-POINT FIELD GOALS

OPPONENT	DATE	3FG	
1.	vs. UT-Permian Basin	11/22/03	15
	vs. East Carolina	2/13/10	15
	at New Mexico	12/7/16	15
	Southern Miss	1/8/22	15
6.	Sul Ross State	11/4/24	14
	vs. New Mexico State	12/6/93	14
	at BYU	1/26/95	14
	vs. Arkansas-Pine Bluff	11/29/00	14
	vs. Lipscomb	3/14/06	14
	vs. Texas State	12/19/06	14
	at Texas Southern	12/29/07	14
	vs. James Madison (n)	12/29/08	14
	at Southern Miss	2/19/22	14

MOST 3-POINT FIELD ATTEMPTS

OPPONENT	DATE	3FA	
1.	at Southern Miss	1/31/07	37
2.	at Colorado State	2/18/95	34
	vs. Samford	12/14/98	34
4.	vs. James Madison (n)	12/29/08	33
	vs. UTSA	1/15/20	33
6.	vs. New Mexico	1/2/08	32
	at UTSA	1/18/20	32
	vs. Southern Miss	3/1/20	32
	vs. Benedictine Mesa	12/20/20	32
10.	vs. Arkansas-Pine Bluff	11/29/00	31
	vs. Northern Arizona	12/17/16	31
12.	vs. New Mexico State	12/7/92	30
	at New Mexico State	11/30/96	30
	at Syracuse	11/12/06	30

BEST 3-POINT FIELD GOAL PERCENTAGE (MINIMUM 10 ATTEMPTS)

OPPONENT	DATE	3FG-FGA	PCT	
1.	vs. Middle Tennessee	1/31/15	12-16	.750
2.	vs. Auburn (n)	12/25/12	9-13	.692
3.	at FIU	2/23/23	8-12	.667
	at Utah	1/13/90	8-12	.667
	vs. FIU (n)	3/12/15	8-12	.667
6.	Yale	12/21/24	11-17	.647
	at New Mexico	2/19/98	11-17	.647
	vs. UTSA	3/5/16	11-17	.647
9.	vs. Arkansas-Pine Bluff	12/22/12	9-14	.643
	at Rice	2/18/17	9-14	.643

MOST FREE THROWS

OPPONENT	DATE	FTM	
1.	vs. Sul Ross State	11/24/03	41
2.	vs. Arizona State	1/17/70	40
3.	vs. Tulsa (n)	3/15/85	39
4.	vs. Missouri	12/23/69	38

6.	vs. New Mexico State	2/20/02	38
	vs. North Texas	12/29/56	37
	vs. New Mexico State	12/18/04	37
8.	vs. Kentucky (n)	3/19/66	36
	at BYU	3/1/97	36
	vs. Jackson State	11/24/98	36

MOST FREE THROW ATTEMPTS

OPPONENT	DATE	FTA	
1.	vs. Tulsa (n)	3/15/85	55
	vs. Sul Ross State	11/24/03	55
3.	at UNLV	12/8/80	52
4.	vs. McMurry	12/9/54	50
	vs. Belhaven	11/27/94	50
	vs. East Carolina	2/23/08	50
7.	vs. New Mexico State	2/20/02	49
8.	vs. Arizona State	1/17/70	48
	at Southern Miss	2/11/06	48
10.	vs. Loyola (New Orleans)	11/14/15	47

BEST FREE THROW PERCENTAGE (MINIMUM 10 ATTEMPTS)

OPPONENT	DATE	FT-FTA	PCT	
1.	at Hardin-Simmons	3/2/59	15-15	1.000
	vs. Oklahoma Christian	12/3/69	15-15	1.000
	vs. Sul Ross State	12/5/20	13-13	1.000
	vs. Arizona State	1/13/77	11-11	1.000
	at Boise State	1/1/05	10-10	1.000
6.	vs. Fresno State	2/10/05	26-27	.963
7.	vs. Washington State	12/9/18	21-22	.955
8.	vs. New Mexico State	1/23/71	20-21	.952
9.	vs. Missouri	12/23/69	38-40	.950
10.	vs. Fresno State	2/24/94	15-16	.938
	vs. Southern	12/17/11	15-16	.938
12.	vs. Southern Cal College	11/25/95	14-15	.933
	vs. New Mexico	2/20/97	28-30	.933
	at NM State	12/3/19	14-15	.933

MOST REBOUNDS

OPPONENT	DATE	REB	
1.	vs. Western New Mexico	1/4/64	79
2.	vs. Hardin-Simmons	2/25/61	77
	vs. West Texas A&M	2/18/63	77
4.	vs. Wayland Baptist	12/3/62	76
5.	vs. Eastern New Mexico	2/15/61	74
6.	vs. St. Michael's College	12/12/61	72
	vs. Missouri State	1/28/64	72
8.	vs. West Texas A&M	2/27/61	69
	vs. Colorado State	12/18/61	69
	vs. New Mexico State	2/24/64	69

MOST ASSISTS

OPPONENT	DATE	AST	
1.	vs. McMurry	11/6/23	33
2.	vs. BYU	1/4/74	29
	vs. UT-Permian Basin	11/21/05	29
	vs. East Carolina	2/13/10	29
	vs. Louisiana College	11/12/16	29
6.	vs. Rider	12/21/87	28
	vs. Arkansas-Pine Bluff	11/29/00	28
	vs. Arkansas-Monticello	11/16/01	28
9.	vs. Roosevelt	12/11/82	27
	vs. Rice	2/5/04	27
	vs. Lipscomb	3/14/06	27

MOST BLOCKS

OPPONENT	DATE	BLK	
1.	vs. Fort Lewis	11/26/88	16
2.	vs. Cleveland State	12/29/88	15
3.	vs. Memphis (n)	12/16/77	13
	vs. Sam Houston State	12/23/89	13
5.	vs. Utah	2/15/90	12
	vs. Abilene Christian	12/18/93	12
	at Middle Tennessee	1/16/14	12
	at UTSA	1/23/22	11
9.	vs. New Mexico State	11/27/89	11
	at Wyoming	2/28/91	11
	vs. Houston Baptist	11/30/91	11
	vs. New Mexico State	12/7/91	11
	vs. Rice	2/7/02	11
	vs. Texas Southern	11/14/08	11

MOST STEALS

OPPONENT	DATE	TO	
1.	Sul Ross State	11/15/22	24
2.	Cardinal Stritch	12/20/94	21
3.	Sul Ross State	11/4/24	19
	McMurry	11/6/23	19
	UT-Permian Basin	11/21/05	19
6.	Norfolk State	12/28/09	18
	Fort Hays State	1/7/82	18
	Louisiana College	12/23/80	18
	USAO	11/9/23	18
	Northern New Mexico College	12/28/24	18

Bold denotes Joe Golding era



INDIVIDUAL GAME RECORDS

POINTS

NAME	OPPONENT	DATE	PTS
1. Jim Barnes (Sr.)	vs. Western New Mexico	1/4/1964	51
2. Antoine Gillespie (Jr.)	at Hawaii	2/17/1994	45
Randy Culpepper (Jr.)	vs. East Carolina	2/13/2010	45
4. Stefon Jackson (Sr.)	at Santa Clara	12/30/2008	44
5. Jim Barnes (Sr.)	vs. Long Beach State	12/13/1963	42
Jim Barnes (Sr.)	vs. Texas A&M (n)	3/4/1964	42
7. Jim Barnes (Sr.)	vs. Missouri State	1/28/1964	41
Stefon Jackson (Jr.)	vs. East Carolina	2/23/2008	41
9. Jim Barnes (Sr.)	vs. West Texas State	1/8/1964	40
10. Randy Culpepper (Jr.)	at UCF	1/23/2010	39

FIELD GOALS MADE

NAME	OPPONENT	DATE	FGM
1. Jim Barnes (Sr.)	vs. Western New Mexico	1/4/1964	19
2. Jim Barnes (Sr.)	vs. Long Beach State	12/13/1963	17
3. Nolan Richardson (So.)	at New Mexico State	2/11/1961	16
Jim Barnes (Sr.)	vs. San Jose State	12/14/1963	16
Jim Barnes (Sr.)	vs. Missouri State	1/28/1964	16
Jim Barnes (Sr.)	vs. Texas A&M (n)	3/4/1964	16
Nate Archibald (Jr.)	vs. Montana State (n)	12/28/1968	16
8. Al Tolen (Sr.)	at Arizona State	1/9/1961	15
Antoine Gillespie (Sr.)	at Hawaii	2/17/1994	15
Bryson Williams (Jr.)	vs. East Central	11/27/2019	15
11. Nolan Richardson (So.)	vs. West Texas State	2/27/1961	14
Jim Barnes (Sr.)	vs. Tennessee Tech	12/19/1963	14
Jim Barnes (Sr.)	at New Mexico State	2/17/1964	14
Willie Worsley (Jr.)	at West Texas State	1/10/1967	14
Antoine Gillespie (Jr.)	vs. Hawaii	1/13/1994	14
Brandon Wolfram (Jr.)	vs. TCU	2/17/2000	14
Brandon Wolfram (Sr.)	vs. Alcorn State	12/9/2000	14
Randy Culpepper (Jr.)	vs. East Carolina	2/13/2010	14

FIELD GOALS ATTEMPTED

NAME	OPPONENT	DATE	FGA
1. Nolan Richardson (So.)	vs. Pasadena College	2/1/1961	31
2. Jim Barnes (Sr.)	vs. Western New Mexico	1/4/1964	30
Randy Culpepper (Sr.)	at UAB	1/8/2011	30
4. Al Tolen (Jr.)	vs. Arizona	2/27/1960	29
Nolan Richardson (So.)	at New Mexico State	2/11/1961	29
Jim Barnes (Sr.)	vs. Long Beach State	12/13/1963	29
7. Nolan Richardson (So.)	vs. West Texas State	2/27/1961	27
8. Gerald Rogers (Jr.)	vs. North Texas State	12/29/1951	26
Al Tolen (Jr.)	at West Texas State	2/13/1960	26
Al Tolen (Sr.)	at Arizona State	1/9/1961	26
Al Tolen (Sr.)	vs. Pasadena College	2/1/1961	26
Antoine Gillespie (Sr.)	at Colorado State	2/18/1995	26
Stefon Jackson (Sr.)	vs. Houston (n)	3/12/2009	26
Bryson Williams	at Hawai'i	12/22/2019	26

FIELD GOAL PERCENTAGE (MIN. 6 MADE)

NAME	OPPONENT	DATE	PCT
1. Marlon Maxey (So.)	vs. BYU	2/17/1990	1,000 (9-9)
George Banks (Sr.)	vs. UT-Pan American	12/28/1994	1,000 (9-9)
Cedrick Lang (Fr.)	vs. Arkansas-Pine Bluff	12/29/2011	1,000 (9-9)
4. Al Tolen (Sr.)	at Oklahoma	12/1/1960	1,000 (8-8)
Bob Dibler (Sr.)	vs. Air Force	1/16/1965	1,000 (8-8)
Frank Keton (So.)	vs. Indiana	12/29/1972	1,000 (8-8)
Elijah Jones (R-Fr.)	vs. McMurry	11/6/2023	1,000 (8-8)
8. Bobby Joe Hill (So.)	vs. West Texas A&M	2/26/1962	1,000 (7-7)
Orsten Artis (Sr.)	at West Texas A&M	2/24/1966	1,000 (7-7)
Kenny John (So.)	vs. Seattle	2/18/1967	1,000 (7-7)
Mike Richmond (Jr.)	vs. Stephen F. Austin	12/3/1986	1,000 (7-7)
John Bohannon (So.)	vs. SMU	1/14/2012	1,000 (7-7)
Cedrick Lang (Jr.)	vs. Northwestern State	12/19/2013	1,000 (7-7)
Terry Winn (Fr.)	vs. LA Tech	2/20/2016	1,000 (7-7)
15. Luster Goodwin (Fr.)	vs. Texas A&M-Kingsville	11/27/1981	1,000 (6-6)
Wayne Campbell (Sr.)	at Ark.-Little Rock	12/10/1987	1,000 (6-6)
Antonio Davis (So.)	vs. Lamar	12/17/1987	1,000 (6-6)
Ralph Davis (Jr.)	at Texas Tech	12/9/1992	1,000 (6-6)
Jeremy Primozich (So.)	vs. St. Francis	12/9/1995	1,000 (6-6)
Brandon Wolfram (Fr.)	vs. Penn State	12/27/1997	1,000 (6-6)
Claude Britten (Jr.)	vs. Tulane	1/27/2010	1,000 (6-6)
John Bohannon (Fr.)	vs. Memphis	2/26/2011	1,000 (6-6)
Gabriel McCulley (Sr.)	vs. Rice	2/29/2012	1,000 (6-6)
John Bohannon (Sr.)	vs. East Carolina	3/12/2013	1,000 (6-6)
Cedrick Lang (Sr.)	vs. Alcorn State	12/21/2014	1,000 (6-6)

3-POINT FIELD GOALS MADE

NAME	OPPONENT	DATE	3FGM
1. Randy Culpepper (Jr.)	at UCF	1/23/2010	9
Randy Culpepper (Jr.)	vs. East Carolina	2/13/2010	9
3. Randy Culpepper (So.)	vs. James Madison (n)	12/29/2008	8
Daryl Edwards (Gr.)	vs. Rice	2/22/2020	8
5. Antoine Gillespie (Jr.)	vs. New Mexico State	12/6/1993	7
Mark Ingles (Sr.)	at Utah	2/1/1996	7
Mark Ingles (Sr.)	at San Diego State	2/24/1996	7
Jarvis Mullahon (Jr.)	at New Mexico State	11/28/1998	7
Jarvis Mullahon (Sr.)	vs. Fresno State	2/12/2000	7
Omar Duran (Jr.)	vs. Fresno State	2/6/2003	7
Omar Duran (Jr.)	vs. San Jose State (n)	3/11/2003	7
Miguel Ayala (Sr.)	vs. SMU	1/28/2006	7
Randy Culpepper (Fr.)	vs. SMU (n)	3/12/2008	7
Randy Culpepper (Jr.)	at Marshall	3/2/2010	7
Dominic Artis (Jr.)	UTRGV	12/29/2015	7
Deon Barrett (Fr.)	at New Mexico	12/7/2016	7
Jamal Bieniemy (R-Jr.)	at Rice	2/3/2022	7

3-POINT FIELD GOALS ATTEMPTED

NAME	OPPONENT	DATE	3FGA
1. Randy Culpepper (So.)	at New Mexico State	12/14/2008	19
2. Randy Culpepper (Jr.)	at UCF	1/23/2010	15
3. Mark Ingles (Sr.)	at San Diego State	2/24/1996	14
Randy Culpepper (So.)	vs. James Madison (n)	12/29/2008	14
Randy Culpepper (So.)	at Tulane	2/28/2009	14
6. Antoine Gillespie (Sr.)	at Colorado State	2/18/1995	13
Randy Culpepper (Fr.)	vs. SMU (n)	3/12/2008	13
Keith Frazier (Sr.)	vs. North Dakota State	12/22/2017	13
Isiah Osborne (So.)	at UTSA	1/20/2018	13
8. Antoine Gillespie (Jr.)	vs. New Mexico State	12/6/1993	12
Mark Ingles (Jr.)	vs. Colorado State	2/18/1995	12
Carl Davis (Sr.)	at Arizona	12/16/1996	12
Mark Ingles (Sr.)	at Hawaii	2/22/1996	12
Kimani Jones-Young (Sr.)	at New Mexico State	11/30/1996	12
Jarvis Mullahon (Sr.)	vs. Fresno State	2/12/2000	12
Omar Duran (Jr.)	vs. Columbia	12/27/2002	12
Omar Duran (Jr.)	vs. Fresno State	2/6/2003	12
Omar Duran (Jr.)	vs. San Jose State (n)	3/11/2003	12
Miguel Ayala (Sr.)	vs. SMU	1/28/2006	12
Kevin Henderson (Sr.)	at Southern Miss	1/31/2007	12
Randy Culpepper (Fr.)	vs. Wyoming	12/22/2007	12
Randy Culpepper (Fr.)	vs. New Mexico	1/2/2008	12
Randy Culpepper (So.)	at Oregon State	3/30/2009	12
Randy Culpepper (Jr.)	vs. Mississippi (n)	12/16/2009	12
Randy Culpepper (Jr.)	vs. East Carolina	2/13/2010	12
Daryl Edwards (Gr.)	vs. Rice	2/22/2020	12

3-POINT FG PERCENTAGE (MIN. 5 MADE)

NAME	OPPONENT	DATE	PCT
1. Jeff Spillar (Jr.)	vs. Fresno State	2/29/1996	1.000 (5-5)
Jarvis Mullahon (Sr.)	at Florida International	1/2/2000	1.000 (5-5)
Jacques Streeter (Sr.)	vs. SMU	1/19/2013	1.000 (5-5)

FREE THROWS MADE

NAME	OPPONENT	DATE	FTM
1. Jim Babers (Sr.)	at Arizona State	2/11/1956	21
Stefon Jackson (Jr.)	vs. East Carolina	2/23/2008	21
3. Stefon Jackson (Sr.)	vs. Marshall	2/14/2009	20
4. Charlie Brown (So.)	at West Texas State	2/15/1957	17
Nate Archibald (Sr.)	at Colorado State	1/8/1970	17
Stefon Jackson (Jr.)	vs. Wyoming	12/22/2007	17
Stefon Jackson (Sr.)	vs. Southern Miss	1/31/2009	17
8. Jim Barnes (Sr.)	vs. West Texas A&M	1/8/1964	16
Fred Reynolds (Sr.)	at Hawaii	2/11/1984	16
John Tofi (Sr.)	at Southern Miss	2/11/2006	16
Stefon Jackson (So.)	vs. Jackson State	12/22/2006	16
12. Ed Haller (Jr.)	vs. Abilene Christian	12/6/1954	15
Jim Babers (Sr.)	vs. Arizona	1/7/1956	15
John Saffle (So.)	vs. Utah	1/5/1974	15
Kevin Hamilton (Fr.)	vs. McNeese State	12/18/1982	15
Eddie Rivera (Sr.)	vs. Utah (n)	3/12/1993	15
Brandon Wolfram (Sr.)	at New Mexico State	12/2/2000	15
Souley Boum (Jr.)	vs. FIU	2/13/2021	15

FREE THROWS ATTEMPTED

NAME	OPPONENT	DATE	FTA
1. Stefon Jackson (Jr.)	vs. East Carolina	2/23/2008	27
2. Jim Babers (Sr.)	vs. Arizona State	2/11/1956	23
3. Jim Barnes (Sr.)	vs. Western New Mexico	1/4/1964	22
4. Charlie Brown (So.)	at West Texas A&M	2/15/1957	21
Tim Hardaway (Sr.)	vs. Texas Southern	11/28/1988	21
Stefon Jackson (Jr.)	vs. Wyoming	12/22/2007	21
7. Nate Archibald (Sr.)	at Colorado State	1/8/1970	20
Dave Feitl (Jr.)	vs. San Diego State	3/9/1985	20
Antonio Davis (Jr.)	vs. Texas Southern	11/28/1988	20
Stefon Jackson (Sr.)	vs. Marshall	2/14/2009	20
11. Jim Babers (Sr.)	vs. Arizona	1/7/1956	19
Antoine Gillespie (Jr.)	vs. New Mexico State	12/6/1993	19
John Tofi (Sr.)	at Southern Miss	2/11/2006	19
Stefon Jackson (Jr.)	vs. USC Upstate	12/21/2007	19

FREE THROW PERCENTAGE (MIN. 11 MADE)

NAME	OPPONENT	DATE	PCT
1. Stefon Jackson (Sr.)	vs. Marshall	2/14/2009	1,000 (20-20)
2. Omar Thomas (Sr.)	vs. Rice (n)	3/11/2005	1,000 (14-14)
Omar Thomas (Sr.)	at Rice	2/5/2005	1,000 (14-14)
Souley Boum (So.)	vs. Southern Miss	1/9/2020	1,000 (14-14)
5. Omar Thomas (Sr.)	vs. New Mexico State	12/18/2004	1,000 (13-13)
Omar Thomas (Jr.)	vs. Boise State	1/3/2004	1,000 (13-13)
Souley Boum (Jr.)	vs. Sul Ross State	12/5/2020	1,000 (13-13)
8. Nate Archibald (Jr.)	vs. So. Colorado	12/7/1968	1,000 (12-12)
Chris Blocker (Sr.)	vs. UAB	12/29/1987	1,000 (12-12)
Antoine Gillespie (Jr.)	at San Diego State	2/19/1994	1,000 (12-12)
Omar Thomas (Sr.)	vs. Louisiana Tech	2/22/2005	1,000 (12-12)
Stefon Jackson (Sr.)	at New Mexico	1/6/2009	1,000 (12-12)
Randy Culpepper (Sr.)	vs. Tulsa	1/5/2011	1,000 (12-12)
Randy Culpepper (Sr.)	vs. Houston	2/19/2011	1,000 (12-12)
Lee Moore (Jr.)	vs. FIU (n)	3/9/2016	1,000 (12-12)
16. David Lattin (Jr.)	vs. New Mexico	12/16/1966	1,000 (11-11)
Dick Gibbs (Sr.)	vs. Western New Mex.	12/4/1970	1,000 (11-11)
Brandon Wolfram (Sr.)	vs. Houston	12/28/2000	1,000 (11-11)
Giovanni St. Amant (Fr.)	vs. San Jose State	3/11/2003	1,000 (11-11)
John Tofi (Sr.)	at SMU	1/11/2006	1,000 (11-11)
Stefon Jackson (Sr.)	vs. Arizona State (n)	11/30/2008	1,000 (11-11)



INDIVIDUAL GAME RECORDS

REBOUNDS

NAME	OPPONENT	DATE	REB
1. Jim Barnes (Sr.)	vs. Western New Mexico	1/4/1964	36
2. Jim Barnes (Sr.)	vs. Missouri State	1/28/1964	28
3. Jim Barnes (Sr.)	vs. Hardin-Simmons	2/16/1963	27
Jim Barnes (Sr.)	vs. Centenary	12/16/1963	27
5. Jim Barnes (Sr.)	vs. Tennessee Tech	12/19/1963	26
Jim Barnes (Sr.)	vs. West Texas A&M	1/8/1964	26
7. Jim Barnes (Sr.)	vs. Long Beach State	12/13/1963	25
8. Al Tolen (Sr.)	vs. Arizona State	2/20/1961	24
Al Tolen (Sr.)	vs. West Texas A&M	2/27/1961	24
Jim Barnes (Sr.)	at Wisconsin	12/8/1962	24
Jim Barnes (Sr.)	vs. Los Angeles State	12/22/1962	24
Jim Barnes (Sr.)	vs. Tarleton State	12/9/1963	24
14. Terry White (Sr.)	vs. Texas Southern	12/12/1981	24
Jim Barnes (Sr.)	vs. Arizona State	1/5/1963	23
Al Tolen (Sr.)	at Arizona	1/7/1961	23
Al Tolen (Sr.)	vs. Hardin-Simmons	2/25/1961	23
17. Jim Barnes (Sr.)	vs. Tennessee Tech	12/19/1963	22
Jim Barnes (Sr.)	vs. Clemson	12/28/1963	22
Jojo Garcia (Sr.)	vs. BYU	2/1/1997	22
20. Jim Barnes (Sr.)	vs. North Texas State	11/30/1963	21
Tom Pauling (Sr.)	at West Texas A&M	12/9/1976	21
22. Ted Sterrett (So.)	vs. Wayland	12/12/1960	20
Nolan Richardson (So.)	vs. Eastern New Mexico	2/15/1961	20
Bobby Joe Hill (Sr.)	vs. Arizona	1/13/1962	20
Jim Barnes (Sr.)	vs. UT-Pan American	2/22/1964	20
Jim Barnes (Sr.)	at Hardin-Simmons	1/26/1963	20
Jim Barnes (Sr.)	vs. West Texas A&M	2/18/1963	20
Jim Barnes (Sr.)	vs. New Mexico State	2/23/1963	20
Terry White (So.)	vs. Texas A&M-Kingsville	12/1/1979	20
Terry White (Sr.)	vs. Texas A&M-Kingsville	11/27/1981	20
Efe Odigie (Fr.)	at Marshall	1/31/2019	20

ASSISTS

NAME	OPPONENT	DATE	AST
1. Filiberto Rivera (Sr.)	vs. Louisiana Tech	2/25/200	18
2. Joe Griffin (Sr.)	vs. Sam Houston State	12/23/1989	14
3. Eddie Rivera (Sr.)	vs. Mississippi College	2/3/1993	13
Dominic Artis (Sr.)	vs. Louisiana College	11/12/2016	13
5. Tim Hardaway (Sr.)	at San Diego State	1/19/1989	12
Joe Griffin (Sr.)	vs. Austin Peay State	12/29/1989	12
Filiberto Rivera (Sr.)	vs. Alabama State	12/27/2004	12
Filiberto Rivera (Sr.)	vs. Fresno State	2/10/2005	12
Julyan Stone (So.)	vs. New Mexico State	12/20/2009	12
Jacques Streeter (Sr.)	vs. Houston	3/14/2013	12
Dominic Artis (Sr.)	at New Mexico	12/7/2016	12
Dominic Artis (Sr.)	vs. Northern Arizona	12/17/2016	12
13. Eddie Rivera (Sr.)	vs. Air Force	1/7/1993	11
Eddie McRae (Sr.)	vs. UT-San Antonio	12/1/1998	11
Filiberto Rivera (Sr.)	vs. Rice (n)	3/11/2005	11
Malik Alvin (Fr.)	vs. Texas State	12/19/2006	11
Marvin Kilgore (Sr.)	vs. Southeastern Louisiana	12/19/2007	11
Marvin Kilgore (Sr.)	vs. Houston	3/8/200	11
Julyan Stone (So.)	vs. Georgia Southern	11/18/2008	11
Julyan Stone (So.)	vs. Texas Tech	12/17/2008	11
Julyan Stone (So.)	at SMU	1/10/2009	11
Julyan Stone (So.)	at Houston	1/28/2009	11
Julyan Stone (Sr.)	vs. East Carolina	2/13/2010	11
Souley Boum (Sr.)	vs. Sul Ross State	12/5/2020	11

STEALS

NAME	OPPONENT	DATE	STL
1. Otis Frazier III (Sr.)	Kennesaw State	1/25/2025	8
Otis Frazier III (Sr.)	Middle Tennessee	1/18/2024	8
Edgar Moreno (Sr.)	vs. UT-Permian Basin	11/21/2005	8
4. Otis Frazier III (Sr.)	NNMC	12/28/2024	7
Otis Frazier III (Sr.)	at Jax State	2/29/2024	7
Shamar Givance (Sr.)	at UAB	12/29/2022	7
Souley Boum (R-Jr.)	vs. MT	3/10/2022	7
Tim Hardaway (So.)	vs. Colorado State	1/23/1987	7
Tim Hardaway (Sr.)	at New Mexico State	12/12/1987	7
Tim Hardaway (Sr.)	vs. Fort Lewis	11/26/1988	7
Tim Hardaway (Sr.)	vs. South Carolina State	12/27/1988	7
Gym Bice (So.)	vs. Hawaii	1/24/1991	7
Sharif Fajardo (Sr.)	at Hawaii	2/4/1999	7
Filiberto Rivera (Sr.)	at San Jose State	2/16/2005	7
Kevin Henderson (Sr.)	vs. Pacific	12/20/2005	7
16. Shamar Givance (Sr.)	UAB	2/16/2023	6
Byron Walker (Sr.)	at New Mexico	2/19/1983	6
Tim Hardaway (Sr.)	vs. St. Mary's (n)	11/28/1987	6
Tim Hardaway (Sr.)	vs. Alcorn State	12/2/1988	6
George Banks (Sr.)	vs. San Diego State	1/15/1994	6
Eugene Costello (Sr.)	vs. Alcorn State	12/9/2000	6
Filiberto Rivera (Sr.)	vs. SMU	1/29/2004	6
Omar Thomas (Sr.)	vs. Boise State	3/5/2005	6
Randy Culpepper (Fr.)	vs. USC Upstate	12/21/2007	6
Randy Culpepper (Fr.)	vs. UAB	2/27/2008	6
Randy Culpepper (So.)	vs. Marshall	2/14/2009	6
McKenzie Moore (So.)	at Tulsa	1/16/2013	6
Earvin Morris (Sr.)	at North Texas	1/2/2015	6
Nigel Hawkins (So.)	vs. East Central	11/27/2020	6
Jordan Lathon (So.)	vs. Southern Miss	3/1/2020	6

BLOCKS

NAME	OPPONENT	DATE	BLK
1. Wayne Campbell (Sr.)	vs. Northern Illinois	12/4/1987	8
David Van Dyke (Sr.)	vs. San Diego State	1/18/1992	8
Brian Stewart (Sr.)	vs. Florida A&M	12/18/2000	8
4. David Van Dyke (Fr.)	vs. Fort Lewis	11/26/1988	7
David Van Dyke (Fr.)	vs. Alcorn State	12/2/1988	7
David Van Dyke (Sr.)	vs. Southern Utah	2/24/1992	7
David Van Dyke (Sr.)	at Colorado State	3/12/1992	7
John Bohannon (Sr.)	at Middle Tennessee	1/16/2014	7
9. David Van Dyke (Fr.)	vs. Cleveland State	12/29/1988	6
David Van Dyke (So.)	vs. South Carolina	12/28/1989	6
David Van Dyke (Sr.)	at New Mexico State	11/29/1990	6
David Van Dyke (Sr.)	vs. Colorado State	1/5/1991	6
David Van Dyke (Sr.)	vs. Houston Baptist	11/30/1991	6
David Van Dyke (Sr.)	vs. Texas Wesleyan	12/18/1991	6
David Van Dyke (Sr.)	vs. Utah	1/11/1992	6
George Banks (Sr.)	vs. Wyoming	1/12/1995	6
George Banks (Sr.)	vs. Colorado State	1/14/1995	6
George Banks (Sr.)	vs. BYU	2/2/1995	6
George Banks (Sr.)	vs. Utah	2/4/1995	6
Brian Stewart (Sr.)	vs. New Mexico State	2/20/2002	6
Hooper Vint (Sr.)	at UAB	1/9/2016	6

BOLD denotes active Miners



BOX SCORES



Official Basketball Box Score - Final
Sul Ross St. at UTEP
 11/04/24 Don Haskins Center, El Paso, Texas
 2024-25 Men's Basketball

Game Time: 7:00 PM
 Game Duration: 1:52
 Attendance: 4,055

Officials: Brent Dugas, Jeffrey Johnson, Danny Chance

Sul Ross St. - 55		Record: 0-0												
NO.	Name	Min	FG	3P	FT	Rebounds	Fouls	TP	AS	TO	ST	Blocks	+/-	
			M/A	M/A	M/A	OR DR TOT	PF	FD				BS	BA	
15	Bryce Harris	F 13:12	4-4	0-0	1-1	1 3 4	0	2	9	0	0	1	0	-15
2	Ethan Yancy	G 23:33	1-2	0-0	3-4	0 7 7	3	3	5	2	5	0	0	-28
3	Clay Baldwin	G 20:15	0-4	0-1	0-0	0 1 1	0	0	1	1	5	1	0	-17
4	Cam Clardy	G 22:55	6-12	2-6	5-6	1 2 3	2	7	19	1	5	1	0	-41
20	Louie Yebra	G 22:11	1-3	1-2	2-2	0 1 1	2	1	5	1	0	2	1	-24
11	Dean Brown	16:31	1-3	1-2	1-2	0 2 2	0	1	4	1	3	0	0	-19
3	Myles Amason	18:31	2-5	0-1	1-2	0 1 1	3	1	5	0	2	0	1	-30
0	Christian Narez	13:46	0-2	0-0	0-0	2 2 2	2	0	0	1	1	0	0	-20
45	Manny Flores	26:22	0-4	0-3	0-0	0 2 2	1	0	0	1	3	1	0	-32
21	Cailean Ables	10:23	2-3	0-0	0-0	1 1 2	1	1	4	2	2	0	0	-7
22	Kameron Hedge	08:17	0-3	0-1	2-4	2 1 3	1	2	2	0	0	2	1	0
23	Zyrin Brantley	03:07	1-1	0-0	0-0	0 0 0	0	0	2	0	0	0	0	-1
12	Jace Canaba	00:57	0-0	0-0	0-0	0 0 0	0	0	1	0	0	0	0	-1
Team			2		1 3		0	0	0	0	0	0	0	
Totals			18-46	4-16	15-21	7 23 30	17	19	55	10	25	5	6	-47

Shooting By Period		
1st FG%	10-25	40.0%
3PT%	3-8	37.5%
FT%	3-3	100%
2nd FG%	8-21	38.1%
3PT%	1-8	12.5%
FT%	12-18	66.7%
GM FG%	18-46	39.1%
3PT%	4-16	25.0%
FT%	15-21	71.4%

Dead Ball Rebounds: 2, 0

UTEP - 102		Record: 1-0												
NO.	Name	Min	FG	3P	FT	Rebounds	Fouls	TP	AS	TO	ST	Blocks	+/-	
			M/A	M/A	M/A	OR DR TOT	PF	FD				BS	BA	
23	Otis Frazier III	F 24:06	7-10	0-3	3-4	1 3 4	2	3	17	3	0	2	1	0
34	Kevin Kalu	F 15:04	3-3	0-0	0-0	2 2 4	0	6	2	1	2	1	0	
4	Corey Camper Jr.	G 23:05	3-8	1-3	4-4	1 3 4	1	3	11	4	0	1	2	
5	David Terrell Jr.	G 22:35	3-6	0-0	1-4	0 0 0	2	3	7	3	2	5	0	
13	Devon Barnes	G 20:36	2-6	1-4	3-4	0 1 1	2	2	8	2	0	5	2	
11	Trey Horton	19:01	5-7	5-7	2-2	1 3 4	3	1	17	1	1	2	0	
12	Ahamed Bynum	20:43	7-9	6-8	0-0	1 2 3	0	0	20	3	3	0	0	
32	Derrick Hamilton	10:48	3-4	0-0	0-2	2 3 5	4	2	6	2	0	0	0	
1	KJ Thomas	10:19	0-2	0-0	0-0	0 0 0	0	0	0	1	0	1	0	
3	Baylor Hebb	15:36	0-2	0-0	3-4	0 0 0	2	2	3	1	0	0	0	
3	Elijah Jones	10:46	2-5	1-2	2-2	0 4 4	0	1	7	1	0	1	0	
0	DaCannon Wickware	02:08	0-0	0-0	0-2	0 2 0	0	0	0	0	0	0	-3	
15	Antwon Holmes	03:59	0-0	0-0	0-0	1 1 1	0	0	0	0	0	0	0	
25	Babacar Mbengue	01:14	0-0	0-0	0-0	0 0 0	0	0	0	0	0	0	-6	
Team			2		1 3		0	0	0	0	0	0	0	
Totals			35-62	14-27	18-26	8 25 33	19	17	102	23	8	19	6	-47

Shooting By Period		
1st FG%	17-34	50.0%
3PT%	8-18	44.4%
FT%	7-9	77.8%
2nd FG%	18-28	64.3%
3PT%	6-9	66.7%
FT%	11-17	64.7%
GM FG%	35-62	56.5%
3PT%	14-27	51.9%
FT%	18-26	69.2%

Dead Ball Rebounds: 4, 0

SRSU		TEP		Points from		Period by Period Scoring			
Biggest lead	0 (1 st 20:00)	53 (2 nd 4:11)	Turnovers	10	39	1st	2nd	TOT	
Best Scoring Run	10 (1 st 3:53)	12 (1 st 8:04)	Paint	26	42	26	29	55	
Lead Changes	0		Second Chance	5	16	SRSU	26	29	55
Times Tied	0		Fast Breaks	10	24	TEP	49	53	102
Time with Lead	00:00	39:38	Bench	17	53				

UTEP		UVU	
Biggest lead	0 (1 st 20:00)	29 (2 nd 0:42)	
Best Scoring Run	8 (1 st 0:38)	15 (1 st 14:53)	
Lead Changes	0		
Times Tied	0		
Time with Lead	00:00	38:46	



Official Basketball Box Score - Final
Tex. Permian Basin at UTEP
 11/11/24 Don Haskins Center, El Paso
 2024-25 Men's Basketball

Game Time: 7:00 PM
 Game Duration: 1:52
 Attendance: 3,989

Officials: KB Burdett, Bharat Rammanan, Shaun Seales

Tex. Permian Basin - 58		Record: 1-1												
NO.	Name	Min	FG	3P	FT	Rebounds	Fouls	TP	AS	TO	ST	Blocks	+/-	
			M/A	M/A	M/A	OR DR TOT	PF	FD				BS	BA	
0	Maison Adelaide	F 30:51	4-10	0-3	2-2	2 2 4	1	1	10	1	3	0	0	
1	Alex Matthews	F 31:27	2-7	0-2	1-2	1 0 1	2	3	6	0	6	1	0	
3	DJ Armstrong	F 36:01	2-12	2-9	0-0	2 2 2	1	3	6	3	1	1	0	
22	Dario Domingos	C 29:09	8-13	0-0	2-4	10 2 12	2	4	18	0	4	2	0	
5	Freddie Word	G 35:01	6-12	1-1	0-1	1 6 7	2	2	13	6	5	1	0	
23	Byrson Burns	18:03	0-4	0-2	2-2	0 1 1	4	1	2	1	0	1	0	
4	Caeson Cole	01:37	0-0	0-0	0-0	0 0 0	0	0	0	0	0	0	-5	
24	Chuks Ejirofor	10:51	0-1	0-0	1-2	1 1 2	2	2	1	0	0	1	0	
15	Drake Kelly	03:38	0-1	0-0	0-0	0 1 1	0	0	0	0	0	0	-2	
10	Tristan Lewis	03:22	0-0	0-0	2-2	0 0 0	1	2	1	0	1	0	0	
Team			1		2 3		0	0	1	0	0	0	0	
Totals			22-60	3-17	11-15	16 17 33	17	17	58	13	20	11	0	

Shooting By Period		
1st FG%	9-23	21.4%
3PT%	7-10	70%
2nd FG%	16-32	50.0%
3PT%	3-9	33.3%
FT%	4-5	80%
GM FG%	22-60	36.7%
3PT%	3-17	17.6%
FT%	11-15	73.3%

Dead Ball Rebounds: 3, 0

UTEP - 78		Record: 2-1												
NO.	Name	Min	FG	3P	FT	Rebounds	Fouls	TP	AS	TO	ST	Blocks	+/-	
			M/A	M/A	M/A	OR DR TOT	PF	FD				BS	BA	
23	Otis Frazier III	F 31:19	4-7	1-3	8-10	1 3 4	1	5	17	7	5	4	1	
34	Kevin Kalu	F 17:18	6-8	0-0	0-0	2 5 7	2	0	12	2	1	2	0	
3	Baylor Hebb	G 28:40	2-5	0-1	2-3	1 0 1	2	3	6	2	1	1	0	
4	Corey Camper Jr.	G 33:06	5-10	0-1	2-2	1 1 2	1	2	12	3	3	5	0	
13	Devon Barnes	G 28:10	4-6	2-4	1-1	0 1 1	3	2	11	2	2	0	0	
32	Derrick Hamilton	09:16	3-3	0-0	0-2	2 2 2	1	6	0	1	0	1	0	
1	KJ Thomas	11:36	0-0	0-0	0-0	0 0 0	1	0	0	2	0	0	0	
11	Trey Horton	24:26	4-8	2-5	0-0	0 6 6	2	0	10	1	1	0	0	
3	Elijah Jones	13:26	2-3	0-0	0-1	1 2 3	3	1	4	1	1	0	0	
15	Antwon Holmes	02:43	0-1	0-0	0-0	0 0 0	1	1	0	0	0	0	-8	
Team			1		3 4		0	0	0	0	0	0	0	
Totals			30-51	5-15	13-19	7 23 30	17	17	78	18	18	13	2	

Shooting By Period		
1st FG%	18-28	64.3%
3PT%	4-8	50.0%
2nd FG%	12-23	52.2%
3PT%	1-7	14.3%
FT%	7-7	100%
GM FG%	30-51	58.8%
3PT%	5-15	33.3%
FT%	13-19	68.4%

Dead Ball Rebounds: 3, 0

UTPB		UTEP		Points from		Period by Period Scoring			
Biggest lead	0 (1 st 20:00)	30 (1 st 1:30)	Turnovers	21	26	1st	2nd	TOT	
Best Scoring Run	9 (2 nd 12:26)	12 (1 st 13:05)	Paint	38	46	UTPB	19	39	58
Lead Changes	0		Second Chance	17	5	UTEP <td>46</td> <td>32</td> <td>78</td>	46	32	78
Times Tied	0		Fast Breaks	20	24				
Time with Lead	00:00	39:32	Bench	5	20				



#Risellup915



Official Basketball Box Score - Final
UTEP at Utah Valley
 11/09/24 UCCU Center, Orem, Utah
 2024-25 Men's Basketball

Game Time: 2:00 PM
 Game Duration: 2:28
 Attendance: 1,653

Officials: Robert Lehigh, Rick Batsell, Grant Jeffries

UTEP - 60		Record: 1-1												
NO.	Name	Min	FG	3P	FT	Rebounds	Fouls	TP	AS	TO	ST	Blocks	+/-	
			M/A	M/A	M/A	OR DR TOT	PF	FD				BS	BA	
23	Otis Frazier III	F 27:31	1-8	0-2	9-9	1 2 3	3	6	11	2	0	3	0	
34	Kevin Kalu	F 21:12	1-2	0-0	1-1									

BOX SCORES



Official Basketball Box Score - Final
UTEP at San Jose St.
 11/25/24 Lee's Family Forum, Henderson
 2024-25 Men's Basketball

Game Time: 5:30 PM
 Game Duration: 2:01
 Attendance: 104

Officials: Randal Anders, James Duke, Steve Horvath

UTEP - 65

Record: 3-2

NO.	Name	Min	FG		3P		FT		Rebounds		Fouls		TP	AS	TO	ST	Blocks		+/-	
			M/A	M/A	M/A	M/A	OR	DR	PF	FD	BS	BA								
23	Otis Frazier III	F	32:23	5-9	3-7	1-2	0	4	4	3	1	14	4	3	1	1	0	2		
34	Kevin Kalu	F	07:54	0-2	0-0	0-0	1	2	0	1	0	0	2	1	0	0	1	0	-2	
4	Corey Camper Jr.	G	35:11	7-16	1-3	6-6	1	3	4	1	31	21	5	0	2	0	3	0	-3	
5	David Terrell Jr.	G	24:34	2-4	0-0	2-4	1	1	2	5	3	6	1	4	0	1	0	0	-10	
13	Devon Barnes	G	17:49	1-2	0-0	4-5	0	1	1	4	2	6	1	0	0	2	0	0	-8	
12	Ahamad Bynum	G	26:09	1-4	1-3	0-0	3	2	3	2	3	0	1	2	0	0	0	0	-5	
32	Derick Hamilton	G	11:15	2-4	0-0	4-4	2	0	2	2	3	6	0	3	1	1	0	0	-6	
3	Baylor Hebb	G	04:00	0-0	0-0	0-0	1	1	0	0	0	0	0	0	0	0	0	0	-1	
11	Trey Horton	G	24:14	2-7	0-5	0-0	1	1	1	0	4	2	0	2	0	0	0	0	-1	
33	Elijah Jones	G	03:20	0-1	0-0	0-0	0	0	0	2	0	0	0	0	0	0	0	0	-5	
1	KJ Thomas	G	11:11	1-2	0-0	1-3	1	0	1	2	2	3	0	1	0	0	0	0	9	
Team				0		0		0		0		0		0		0				
Totals				21-51	5-18	18-24	7	14	21	22	18	65	13	14	9	6	4	6		

Shooting By Period

1st FG% 10-25 40.0%
 3PT% 1-9 11.1%
 FT% 6-9 66.7%

2nd FG% 11-26 42.3%
 3PT% 4-9 44.4%
 FT% 12-15 80%

GM FG% 21-51 41.2%
 3PT% 5-18 27.8%
 FT% 18-24 75.0%

Dead Ball Rebounds: 5, 0



Official Basketball Box Score - Final
Long Beach St. at UTEP
 11/25/24 Lee's Family Forum, Henderson
 2024-25 Men's Basketball

Game Time: 5:30 PM
 Game Duration: 1:51

Officials: Randal Anders, John St. Clair, Chris Hudson

Long Beach St. - 44

Record: 1-7

NO.	Name	Min	FG		3P		FT		Rebounds		Fouls		TP	AS	TO	ST	Blocks		+/-
			M/A	M/A	M/A	M/A	OR	DR	PF	FD	BS	BA							
0	Austin Johnson	F	20:53	1-2	0-0	0-0	0	6	4	3	2	1	6	0	1	0	0	0	17
1	Derick Michael Xzavierro	F	18:14	0-2	0-0	0-0	1	0	1	0	1	0	1	0	0	0	0	0	-10
9	Devin Askew	G	33:23	7-13	3-6	4-4	0	4	1	2	21	2	4	3	0	0	0	24	
10	TJ Walwright	G	28:50	5-9	1-3	3-3	1	0	1	1	14	0	4	3	0	0	0	20	
22	Ramel Lloyd Jr.	G	08:33	0-0	0-0	0-0	1	1	1	0	0	1	1	0	0	0	0	-2	
2	Kam Martin	G	16:38	0-3	0-1	0-1	0	1	1	4	1	0	1	3	1	0	0	-12	
13	Cam Denson	G	18:48	1-2	0-0	0-2	0	5	5	3	3	2	1	3	0	0	0	-9	
14	Andrew Nagy	G	18:41	0-2	0-1	1-2	1	1	2	1	2	1	1	1	0	0	0	-21	
15	Christian Richardson	G	01:25	0-0	0-0	0-0	0	0	0	0	0	0	0	0	0	0	0	0	-2
11	Varick Lewis	G	15:30	1-3	0-2	2-2	0	0	0	1	1	4	1	4	1	0	0	-10	
55	Cory Curtis Jr.	G	05:52	0-1	0-1	0-0	0	0	0	1	1	0	0	0	0	0	0	0	-3
8	Ei Djordjevic	G	03:07	0-0	0-0	0-0	1	1	0	0	0	0	0	0	0	0	0	0	2
6	Grant Martin	G	01:05	0-0	0-0	0-0	0	0	0	0	0	0	0	0	0	0	0	0	-2
Team				0		0		0		0		0		0		0			
Totals				15-37	4-14	10-14	4	21	25	17	14	44	10	27	8	1	2	26	

Shooting By Period

1st FG% 8-19 42.1%
 3PT% 4-9 44.4%
 FT% 3-5 60%

2nd FG% 7-18 38.9%
 3PT% 0-5 0%
 FT% 7-9 77.8%

GM FG% 15-37 40.5%
 3PT% 4-14 28.6%
 FT% 10-14 71.4%

Dead Ball Rebounds: 1, 0

San Jose St. - 71

Record: 2-5

NO.	Name	Min	FG		3P		FT		Rebounds		Fouls		TP	AS	TO	ST	Blocks		+/-
			M/A	M/A	M/A	M/A	OR	DR	PF	FD	BS	BA							
22	Robert Vahola	C	24:49	2-2	0-0	3-4	2	4	6	3	7	0	4	0	1	0	0	0	-1
0	Donavan Yap Jr.	G	34:07	0-1	0-1	8-8	0	4	4	3	5	8	7	3	2	0	0	0	13
1	Will McClelland	G	37:05	7-11	5-8	3-5	0	2	2	0	22	3	1	1	0	0	1	0	5
6	Sadaidene Hall	G	19:57	1-2	0-0	0-0	1	2	0	0	2	2	3	0	0	0	0	0	3
9	Josh Udju	G	35:03	9-18	1-4	4-5	1	3	4	3	4	23	1	4	1	1	0	3	8
5	Latrell Davis	G	25:00	0-3	0-0	2-3	1	8	9	3	4	2	1	2	1	0	2	-1	
13	Jermaine Washington	G	06:44	0-1	0-1	0-0	0	1	1	4	0	0	0	0	0	0	0	0	-4
24	Sadrage NgNgwa	G	15:11	3-5	1-1	0-0	2	0	0	2	0	7	0	2	0	0	0	0	7
7	Pasha Goodarzi	G	02:04	0-0	0-0	0-0	0	0	0	0	0	0	0	0	0	0	0	0	-2
Team				4		5		0		2		0		2		0			
Totals				22-43	7-15	20-25	11	24	35	18	21	71	14	24	5	4	6	6	

Shooting By Period

1st FG% 12-25 52.0%
 3PT% 4-8 50.0%
 FT% 6-7 85.7%

2nd FG% 9-18 50.0%
 3PT% 3-7 42.9%
 FT% 14-18 77.8%

GM FG% 22-43 51.2%
 3PT% 7-15 46.7%
 FT% 20-25 80.0%

Dead Ball Rebounds: 1, 0

Technical Fouls: NONE

Biggest lead	UTP		SJS		Points from Turnovers	UTP		SJS		Period by Period Scoring			
	0 (1st 20:00)	18 (2nd 9:10)	0 (1st 20:00)	18 (2nd 9:10)		32	14	1st	2nd		TOT		
Best Scoring Run	11 (2nd 5:43)		9 (1st 15:54)		Paint	32		24		UTP	27	38	65
Lead Changes	0		0		Second Chance	9		12		SJS	36	35	71
Times Tied	1		0		Fast Breaks	9		11					
Time with Lead	00:00		38:00		Bench	18		9					

UTEP - 70

Record: 4-2

NO.	Name	Min	FG		3P		FT		Rebounds		Fouls		TP	AS	TO	ST	Blocks		+/-
			M/A	M/A	M/A	M/A	OR	DR	PF	FD	BS	BA							
24	Kevin Kalu	F	12:50	0-0	0-0	0-0	0	0	0	1	0	0	1	0	0	1	0	0	5
4	Corey Camper Jr.	G	27:13	5-10	0-2	2-2	2	3	5	1	2	12	3	1	4	0	1	19	
5	David Terrell Jr.	G	33:07	7-9	1-1	1-4	1	1	2	3	4	16	2	2	2	0	0	20	
11	Trey Horton	G	20:58	1-6	1-5	1-2	0	3	3	0	4	1	1	1	0	0	0	5	
12	Ahamad Bynum	G	23:14	4-8	3-6	0-1	0	4	4	1	3	11	2	1	0	1	0	20	
23	Otis Frazier III	F	15:46	3-5	1-3	0-0	2	5	7	1	1	7	2	2	1	0	0	18	
13	Devon Barnes	G	13:43	1-6	1-4	6-7	0	1	1	3	4	9	0	0	1	0	0	9	
32	Derick Hamilton	G	16:33	2-5	0-0	0-0	4	0	4	3	0	4	2	2	2	0	0	11	
1	KJ Thomas	G	13:46	1-3	0-0	1-1	0	1	1	1	1	3	0	2	0	0	0	7	
33	Elijah Jones	G	11:45	1-1	0-0	0-0	1	1	0	1	1	0	1	2	0	0	0	12	
3	Baylor Hebb	G	07:52	1-2	0-0	0-0	1	0	1	0	0	0	2	1	0	0	0	1	
25	Babacar Mbengue	G	02:08	0-0	0-0	0-0	0	0	0	0	0	0	0	0	0	0	0	0	
15	Antwon Holmes	G	01:05	0-1	0-0	0-0	0	1	1	0	0	0	0	1	0	0	0	2	
Team				3		3		0		1		0		1		0			
Totals				26-56	7-21	11-17	13	21	34	14	17	70	13	17	16	2	1	26	

Shooting By Period

1st FG% 14-29 48.3%
 3PT% 5-12 41.7%
 FT% 4-6 66.7%

2nd FG% 12-27 44.4%
 3PT% 2-9 22.2%
 FT% 7-11 63.6%

GM FG% 26-56 46.4%
 3PT% 7-21 33.3%
 FT% 11-17 64.7%

Dead Ball Rebounds: 2, 0

Technical Fouls: Barnes 2nd 7:52

Biggest lead	LBST		UTEP		Points from Turnovers	LBST		UTEP		Period by Period Scoring			
	7 (1st 13:42)	27 (2nd 9:16)	6 (1st 13:42)	11 (1st 1:18)		14	36	1st	2nd		TOT		
Best Scoring Run	6 (1st 13:42)		11 (1st 1:18)		Paint	14 <td colspan="2">36</td> <td>LBST</td> <td>23</td> <td>21</td> <td>44</td>		36		LBST	23	21	44
Lead Changes	3		0		Second Chance	3		10		UTEP	37	33	70
Times Tied	1		0		Fast Breaks	6		12					

BOX SCORES



Official Basketball Box Score - Final
UTEP at Louisville
 12/19/24 Olin Hall Center, Louisville
 2024-25 Men's Basketball

Game Time: 7:01 PM
 Game Duration: 2:06
 Attendance: 11,668

Officials: Bill Covington Jr., Tony Padilla, Clarence Armstrong

Record: 6-3

NO. Name	Min	FG			3P	FT	Rebounds		Fouls	TP	AS	TO	ST	Blocks		+/-
		M/A	M/A	M/A			OR	DR						BS	BA	
23 Otis Frazier III	F 25:02	3-6	1-3	0-1	2	4	6	3	2	7	1	2	1	0	0	-8
34 Kevin Kalu	F 29:49	3-6	0-0	0-0	2	7	9	2	1	6	0	0	0	1	1	3
4 Corey Camper Jr.	G 38:31	7-13	2-3	3-3	0	3	3	4	3	19	3	0	2	0	0	-3
5 David Terrell Jr.	G 27:41	2-4	0-1	0-0	0	1	1	4	1	4	1	1	0	0	0	1
13 Devon Barnes	G 29:19	6-10	1-4	3-5	0	2	2	5	4	16	2	5	3	0	0	-19
12 Ahmad Bynum	15:32	5-10	4-5	0-0	0	2	2	0	0	14	1	2	0	0	1	18
32 Derick Hamilton	10:11	1-2	0-0	1-2	1	2	2	2	3	0	3	1	0	0	0	-6
33 Elijah Jones	09:03	1-1	1-1	0-0	0	2	2	0	3	0	2	0	0	0	0	3
11 Trey Horton	04:45	0-1	0-1	0-0	0	0	0	1	0	0	0	0	0	0	0	-2
1 KJ Thomas	10:07	1-4	0-2	0-0	0	0	0	2	2	1	0	0	0	0	0	-4
Team																
Totals		29-57	9-20	7-11	7	22	29	27	13	74	9	15	7	1	2	-3

Shooting By Period

1st FG%	15-32	46.9%
3PT%	5-12	41.7%
FT%	1-2	50%
2nd FG%	14-25	56.0%
3PT%	4-8	50.0%
FT%	6-9	66.7%
GM FG%	29-57	50.9%
3PT%	9-20	45.0%
FT%	7-11	63.6%

Dead Ball Rebounds: 1, 1

Technical Fouls: Bynum 1, 4, 23

Record: 6-4

NO. Name	Min	FG			3P	FT	Rebounds		Fouls	TP	AS	TO	ST	Blocks		+/-
		M/A	M/A	M/A			OR	DR						BS	BA	
0 James Scott	F 29:10	4-5	0-1	3-4	5	6	11	3	3	11	1	1	1	0	0	8
93 Noah Waterman	F 19:53	2-9	1-7	2-5	1	2	3	2	5	7	0	1	1	1	0	-7
1 J'Vonae Hadley	G 34:42	5-10	0-3	3-5	6	6	12	2	3	13	3	2	0	1	0	3
6 Rayne Smith	G 33:38	2-8	2-8	2-2	0	3	3	2	2	8	0	2	2	0	0	12
24 Chucky Hepburn	G 35:17	2-7	1-4	7-8	1	4	5	2	6	12	7	2	3	0	1	15
5 Terrence Edwards Jr.	30:12	6-13	2-8	8-10	1	2	3	1	6	22	1	0	2	0	0	0
9 Khani Rooths	12:29	2-6	0-3	0-0	2	2	2	1	1	4	0	3	0	0	0	-10
13 Frank Anselme-Ibe	04:40	0-0	0-0	0-0	0	0	0	0	0	1	0	0	0	0	0	-6
Team																
Totals		23-58	6-34	25-34	16	24	40	13	26	77	13	11	9	2	1	3

Shooting By Period

1st FG%	10-27	37.0%
3PT%	3-16	18.8%
FT%	9-14	64.3%
2nd FG%	13-31	41.9%
3PT%	3-18	16.7%
FT%	15-20	80%
GM FG%	25-58	39.7%
3PT%	6-34	17.6%
FT%	25-34	73.5%

Dead Ball Rebounds: 5, 0

Technical Fouls: NONE

	UTP	LOU
Biggest lead	7 (2 nd 17:26)	8 (2 nd 7:38)
Best Scoring Run	5 (1 st 13:05)	9 (2 nd 7:38)
Lead Changes	13	10
Times Tied	4	4
Time with Lead	10:58	21:06

Points from		UTP	LOU
Turnovers		14	17
Paint		38	34
Second Chance		7	16
Fast Breaks		10	4
Bench		22	26

Period by Period Scoring		UTP	LOU
1st	2nd	TOT	TOT
36	38	74	77

Period by Period Scoring		LOU	UTP
1st	2nd	TOT	TOT
32	45	77	74



Official Basketball Box Score - Final
Tarleton St. at UTEP
 12/19/24 Olin Hall Center, El Paso
 2024-25 Men's Basketball

Game Time: 7:00 PM
 Game Duration: 2:11
 Attendance: 4,442

Officials: Kirk Burdett Jr., Mark Schuur, Matthew Rukasin

Record: 3-9

NO. Name	Min	FG			3P	FT	Rebounds		Fouls	TP	AS	TO	ST	Blocks		+/-
		M/A	M/A	M/A			OR	DR						BS	BA	
10 Kaitern Bristolow	F 34:35	6-9	1-4	0-0	0	6	6	4	2	13	2	5	1	1	0	-5
23 Chris Mpaka	F 31:18	2-7	0-1	4-5	1	8	9	4	4	8	1	3	1	2	1	1
0 Izzy Miles	G 18:56	1-2	0-0	0-0	0	0	0	0	4	0	2	0	0	0	0	-9
6 Marty Silvera	G 09:32	0-2	0-1	0-0	0	2	2	1	0	0	0	1	4	1	0	-10
11 Bubu Benjamin	G 40:00	6-12	1-4	5-8	1	2	4	6	18	0	3	3	0	1	0	-5
4 Jordan Mizell	35:19	3-6	0-0	8-8	3	1	4	2	5	14	3	3	1	0	2	4
21 Nick Krass	09:10	0-0	0-0	0-0	0	1	1	1	0	0	2	0	1	0	0	-2
12 Dantwan Grimes	21:05	2-2	2-2	1-2	0	1	1	1	7	0	0	0	0	0	0	1
8 Joseph Martinez	00:05	0-0	0-0	0-0	0	0	0	0	0	0	0	0	0	0	0	0
Team																
Totals		20-40	4-12	18-23	6	20	26	21	18	62	9	18	9	3	5	-5

Shooting By Period

1st FG%	8-19	42.1%
3PT%	2-9	22.2%
FT%	5-6	83.3%
2nd FG%	12-21	57.1%
3PT%	2-3	66.7%
FT%	13-17	76.5%
GM FG%	20-40	50.0%
3PT%	4-12	33.3%
FT%	18-23	78.3%

Dead Ball Rebounds: 4, 0

Technical Fouls: NONE

Record: 7-3

NO. Name	Min	FG			3P	FT	Rebounds		Fouls	TP	AS	TO	ST	Blocks		+/-
		M/A	M/A	M/A			OR	DR						BS	BA	
23 Otis Frazier III	F 30:54	4-9	0-2	10-10	3	1	4	2	6	18	2	4	1	1	0	9
34 Kevin Kalu	F 27:07	1-2	0-0	6-10	3	2	5	3	5	8	0	0	1	2	1	2
4 Corey Camper Jr.	G 32:02	4-11	2-5	1-2	1	2	3	2	1	11	2	3	3	0	0	8
5 David Terrell Jr.	G 35:00	3-10	1-2	0-2	2	4	6	2	4	7	4	5	1	1	2	6
13 Devon Barnes	G 28:43	2-4	1-2	6-9	0	2	2	4	5	11	0	1	0	0	0	-4
12 Ahmad Bynum	25:38	4-7	2-4	0-0	0	1	1	0	10	1	0	0	1	0	0	-1
32 Derick Hamilton	06:48	0-0	0-0	0-0	0	0	0	0	1	0	0	2	1	0	0	-2
11 Trey Horton	07:38	1-2	0-1	0-0	0	0	0	0	0	2	0	1	0	0	0	0
33 Elijah Jones	06:05	0-0	0-0	0-0	0	0	0	0	1	0	1	0	0	0	0	1
1 KJ Thomas	02:05	0-0	0-0	0-0	0	1	1	2	0	0	0	0	0	0	0	-2
Team																
Totals		19-45	6-16	23-33	10	15	25	18	21	67	10	15	8	5	3	5

Shooting By Period

1st FG%	11-25	44.0%
3PT%	5-12	41.7%
FT%	5-7	71.4%
2nd FG%	8-20	40.0%
3PT%	1-4	25.0%
FT%	19-25	80%
GM FG%	19-45	42.2%
3PT%	6-16	37.5%
FT%	23-33	69.7%

Dead Ball Rebounds: 6, 0

Technical Fouls: NONE

		TSU	UTEP
Biggest lead		0 (1 st 20:00)	13 (1 st 13:13)
Best Scoring Run		8 (1 st 10:24)	7 (1 st 14:50)
Lead Changes		8	10
Times Tied		0	7
Time with Lead		00:00	39:13

Points from		TSU	UTEP
Turnovers		11	24
Paint		28	18
Second Chance		8	10
Fast Breaks		7	18
Bench		21	12

Period by Period Scoring		TSU	UTEP
1st	2nd	TOT	TOT
32	35	67	67



Official Basketball Box Score - Final
Jackson St. at UTEP
 12/20/24 Olin Hall Center, El Paso
 2024-25 Men's Basketball

Game Time: 7:00 PM
 Game Duration: 2:08
 Attendance: 4,916

Officials: Cassy McClellan, Courtney Holmes, Glen Mayberry

Record: 0-11

NO. Name	Min	FG			3P	FT	Rebounds		Fouls	TP	AS	TO	ST	Blocks		+/-
		M/A	M/A	M/A			OR	DR						BS	BA	
3 Jayme Mitchell Jr.	F 27:39	3-10	1-5	6-8	1	6	7	4	5	13	0	2	1	0	0	-1
7 Shannon Grant	F 03:23	0-0	0-0	0-0	2	1	3	3	0	0	0	0	0	0	0	-2
13 Romelle Mansel	F 34:15	5-11	0-3	7-9	2	4	6	2	5	17	3	2	3	0	0	-6
5 Kaveon Hunt	G 21:22	3-9	0-4	3-4	1	1	2									

GAME 26: UTEP at Kennesaw State

BOX SCORES



Official Basketball Box Score - Final
Northern N.M. at UTEP
 12/29/24 Don Hoarles Center, El Paso
 2024-25 Men's Basketball

Game Time: 7:00 PM
 Game Duration: 1:52
 Attendance: 4,579

Officials: Job Harbress, Robert Foster, Tucson Grigg

Northern N.M. - 60

Record: 4-17

NO.	Name	Min	FG		3P		FT		Rebounds		Fouls		TP	AS	TO	ST	Blocks		+/-	
			M/A	A/A	M/A	A/A	OR	DR	OR	DR	OR	DR					OR	DR		BS
1	Roberto Mendoza	G	12:57	0-0	0-0	0-0	0-0	0-0	2	2	0	0	0	2	2	0	0	0	0	-10
5	Malek Maluk	G	21:33	2-4	0-0	2-2	3	5	1	1	6	0	4	1	0	0	0	0	0	-13
14	Nigel Quaynor	G	29:29	7-11	0-0	0-0	4	6	10	4	2	14	1	1	3	0	0	0	-10	
22	Tajhi-Malik Campbell	G	33:09	4-11	1-2	4-4	1	5	6	2	2	13	2	0	0	1	0	0	-20	
30	Eloy Medina	G	25:14	4-14	3-11	2-2	1	2	1	3	13	0	1	3	1	2	1	0	-14	
3	Jayondre Leak	G	08:59	0-2	0-0	0-0	1	0	1	1	1	0	1	2	0	0	0	0	-5	
13	Jesus Mendoza	G	09:02	0-2	0-2	2-2	0	1	1	1	2	0	1	2	0	0	0	0	6	
24	Nico Majace	G	14:21	1-1	0-0	0-0	0	4	4	1	0	2	0	4	1	0	0	0	-4	
40	Angel Reyes-Muniz	G	10:26	0-3	0-0	0-2	0	1	1	4	2	0	2	1	1	0	1	0	-2	
12	Gabriel Gutierrez	G	09:03	0-3	0-0	0-0	0	0	0	2	0	0	0	1	1	0	0	0	-15	
23	Leo Gerardo	G	07:13	0-2	0-0	2-2	0	2	2	0	1	2	1	1	1	0	0	0	-3	
33	Mabeny Naam	G	13:58	3-5	0-0	2-4	1	2	3	1	2	8	0	1	0	0	0	0	-3	
21	Jordan Duda	G	03:15	0-0	0-0	0-0	0	0	0	0	0	0	0	2	0	0	0	0	-2	
0	Adam Montoya	G	01:21	0-1	0-0	0-0	0	1	1	0	0	0	0	1	0	0	1	0	-4	
Team																				
Totals			21:59	4-15	14-18	14	27	41	18	15	60	10	27	13	3	6	0	0	0	-19

Technical Fouls: NONE

UTEP - 79

Record: 10-3

NO.	Name	Min	FG		3P		FT		Rebounds		Fouls		TP	AS	TO	ST	Blocks		+/-
			M/A	A/A	M/A	A/A	OR	DR	OR	DR	OR	DR					OR	DR	
23	Otis Frazier III	F	22:29	4-7	1-4	3-5	2	4	6	0	4	12	7	2	7	1	0	0	26
34	Kevin Kalu	F	20:55	0-4	0-1	5-6	1	2	3	2	4	5	1	2	0	1	1	0	12
4	Corey Camper Jr.	G	22:33	7-12	1-3	0-1	1	2	3	0	1	15	3	1	0	0	0	0	28
5	David Terrell Jr.	G	23:13	2-4	0-1	0-1	1	2	3	0	1	4	4	3	2	3	1	0	18
13	Devon Barnes	G	20:35	3-6	3-5	0-0	0	2	2	0	0	9	0	2	2	0	0	0	15
12	Ahmad Byrum	G	23:33	3-8	1-4	2-2	0	3	3	3	1	9	2	2	3	0	1	0	-1
1	KJ Thomas	G	17:27	0-2	0-1	1-2	0	1	1	2	1	0	0	1	0	0	0	0	-9
11	Trey Horton	G	14:55	0-3	0-3	1-2	1	1	2	3	1	1	0	0	1	1	0	0	-1
33	Elijah Jones	G	08:45	1-4	0-0	0-0	2	1	3	1	0	2	0	1	0	0	0	0	-3
32	Derick Hamilton	G	07:45	3-3	0-0	5-7	1	4	5	3	4	11	0	0	1	0	0	0	16
3	Baylor Hebb	G	10:29	2-4	1-2	0-0	1	1	2	1	0	5	1	2	0	0	0	0	8
0	DaCaNon Wickware	G	02:36	0-1	0-1	0-0	0	0	0	1	0	0	0	0	0	0	0	0	-6
25	Babacar Mbengue	G	02:35	1-2	0-0	0-0	1	1	2	0	0	2	0	2	0	0	0	0	-6
15	Antwonnie Holmes	G	02:10	1-1	1-1	0-0	0	0	0	0	0	0	1	0	0	0	0	0	-4
Team																			
Totals			27:61	8-26	17-28	12	25	37	15	18	79	19	20	18	6	3	19		

Technical Fouls: NONE

Biggest lead	NMMC		UTEP		Points from Turnovers	NMMC		UTEP		Period by Period Scoring																
	3 (1 st 19:08)	29 (2 nd 3:55)	29 (2 nd 3:55)	29 (2 nd 3:55)		19	28	22	38		60															
Best Scoring Run	8 (2 nd 1:37)		11 (1 st 3:36)		Paint	26		34		<table border="1"> <thead> <tr> <th colspan="2">NMMC</th> <th colspan="2">UTEP</th> </tr> <tr> <th>1st</th> <th>2nd</th> <th>TOT</th> <th>TOT</th> </tr> </thead> <tbody> <tr> <td>22</td> <td>38</td> <td>60</td> <td></td> </tr> <tr> <td>47</td> <td>32</td> <td>79</td> <td></td> </tr> </tbody> </table>	NMMC		UTEP		1st	2nd	TOT	TOT	22	38	60		47	32	79	
NMMC		UTEP																								
1st	2nd	TOT	TOT																							
22	38	60																								
47	32	79																								
Lead Changes	1				Second Chance	11		8																		
Times Tied	0				Fast Breaks	4		28																		
Time with Lead	01:16		37:52		Bench	14		34																		



Official Basketball Box Score - Final
Sam Houston at UTEP
 01/04/25 Hoarles Center, El Paso
 2024-25 Men's Basketball

Game Time: 7:00 PM
 Game Duration: 2:04
 Attendance: 5,774

Officials: Kevin Mathis, Robert Foster, Barry Mathis

Sam Houston - 72

Record: 7-8 (0-2)

NO.	Name	Min	FG		3P		FT		Rebounds		Fouls		TP	AS	TO	ST	Blocks		+/-
			M/A	A/A	M/A	A/A	OR	DR	OR	DR	OR	DR					OR	DR	
25	Cameron Huefner	F	34:21	4-10	1-4	5-5	2	6	8	3	7	14	2	3	1	0	0	0	3
34	Kallia Sakho	F	35:11	5-6	0-0	0-0	2	6	8	2	2	10	1	2	0	0	0	0	-13
0	Brennan Burns	G	11:40	0-3	0-0	0-0	0	0	0	2	0	0	1	2	0	0	0	0	-21
2	Dorian Finister	G	18:26	2-7	0-0	0-0	1	0	1	2	0	4	2	1	1	0	0	0	0
3	Lamar Wilkerson	G	37:54	4-12	1-7	7-8	3	4	4	5	16	3	3	1	0	1	0	0	-10
5	Marcus Boykin	G	28:20	6-10	2-4	0-0	0	2	2	1	5	18	2	3	2	0	0	0	12
57	Joshiah Hammons	G	22:54	4-6	2-4	0-0	0	1	1	4	0	10	0	0	0	0	0	0	-1
12	Erik Taylor	G	04:01	0-2	0-1	0-0	0	0	0	0	0	0	0	0	0	0	0	0	-3
6	Jaxson Ford	G	07:13	0-0	0-0	0-0	0	1	0	1	0	0	0	0	0	0	0	0	-12
Team																			
Totals			25:56	6-20	16-18	11	19	30	19	19	72	11	15	5	0	2	9		

Technical Fouls: NONE

UTEP - 81

Record: 12-3 (2-0)

NO.	Name	Min	FG		3P		FT		Rebounds		Fouls		TP	AS	TO	ST	Blocks		+/-
			M/A	A/A	M/A	A/A	OR	DR	OR	DR	OR	DR					OR	DR	
23	Otis Frazier III	F	33:24	3-9	0-3	4-6	1	2	3	2	5	10	5	3	2	0	0	0	7
34	Kevin Kalu	F	26:44	4-6	0-0	1-2	1	6	7	5	1	9	0	1	1	0	0	0	-1
4	Corey Camper Jr.	G	37:28	5-11	1-4	5-7	0	4	4	2	7	16	2	2	1	1	0	0	6
5	David Terrell Jr.	G	34:56	3-5	0-2	5-5	1	3	4	3	9	11	6	0	1	0	0	0	8
13	Devon Barnes	G	33:01	6-10	4-7	1-2	1	3	4	0	2	17	3	1	2	0	0	0	19
12	Ahmad Byrum	G	13:24	3-5	3-5	0-0	0	0	0	0	3	9	0	1	0	0	0	0	-1
1	KJ Thomas	G	01:25	0-0	0-0	0-0	0	0	0	0	0	0	0	0	0	0	0	0	-1
33	Elijah Jones	G	05:42	0-1	0-1	0-0	0	1	1	1	0	0	0	1	0	0	0	0	2
11	Trey Horton	G	01:57	0-0	0-0	0-0	0	0	0	0	0	0	0	0	0	0	0	0	-2
32	Derick Hamilton	G	11:60	4-4	0-0	1-1	2	1	3	1	1	9	1	0	2	1	0	0	14
Team																			
Totals			28:51	8-22	17-23	8	22	28	19	19	81	17	11	9	2	0	9		

Technical Fouls: NONE

Biggest lead	SHSU		UTEP		Points from Turnovers	SHSU		UTEP		Period by Period Scoring																
	3 (1 st 12:09)	22 (2 nd 7:20)	22 (2 nd 7:20)	13 (4 th 13:34)		9 <th>12</th> <th>29 <th>43 <th>72</th> </th></th>	12	29 <th>43 <th>72</th> </th>	43 <th>72</th>		72															
Best Scoring Run	11 (2 nd 18:36)		15 (2 nd 13:34)		Paint	36		36		<table border="1"> <thead> <tr> <th colspan="2">SHSU</th> <th colspan="2">UTEP</th> </tr> <tr> <th>1st</th> <th>2nd</th> <th>TOT</th> <th>TOT</th> </tr> </thead> <tbody> <tr> <td>29</td> <td>43</td> <td>72</td> <td></td> </tr> <tr> <td>39</td> <td>42</td> <td>81</td> <td></td> </tr> </tbody> </table>	SHSU		UTEP		1st	2nd	TOT	TOT	29	43	72		39	42	81	
SHSU		UTEP																								
1st	2nd	TOT	TOT																							
29	43	72																								
39	42	81																								
Lead Changes	2				Second Chance	7		10																		
Times Tied	3				Fast Breaks	7		16																		
Time with Lead	01:46		34:12		Bench	28		18																		

BOX SCORES



Official Basketball Box Score - Final
UTEP at Liberty
01/16/25 Liberty Arena, Lynchburg, Va.
2024-25 Men's Basketball

Game Time: 9:00 PM
Game Duration: 1:54
Attendance: 3,598

Officials: Bari Lenox, Roger Ayers, Kellen Miner

UTEP - 72

Record: 13-4 (3-1)

Table with columns: NO. Name, Min, FG, 3P, FT, Rebounds, Fouls, TP, AS, TO, ST, Blocks, +/-

Shooting By Period table with columns: 1st FG%, 3PT%, 2nd FG%, 3PT%, GM FG%, 3PT%, FT%

Technical Fouls: NONE

Liberty - 70

Record: 14-4 (2-3)

Table with columns: NO. Name, Min, FG, 3P, FT, Rebounds, Fouls, TP, AS, TO, ST, Blocks, +/-

Shooting By Period table with columns: 1st FG%, 3PT%, 2nd FG%, 3PT%, GM FG%, 3PT%, FT%

Technical Fouls: NONE

Summary table with columns: Biggest lead, Best Scoring Run, Lead Changes, Times Tied, Time with Lead



Official Basketball Box Score - Final
UTEP at FIU
01/18/25 Ocean Bank Convocation Center, Miami
2024-25 Men's Basketball

Game Time: 2:00 PM
Game Duration: 1:58
Attendance: 649

Officials: Shane Land, Shaun Seales, Michael Swoboda

UTEP - 81

Record: 14-4 (4-1)

Table with columns: NO. Name, Min, FG, 3P, FT, Rebounds, Fouls, TP, AS, TO, ST, Blocks, +/-

Shooting By Period table with columns: 1st FG%, 3PT%, 2nd FG%, 3PT%, GM FG%, 3PT%, FT%

Technical Fouls: NONE

FIU - 73

Record: 7-12 (1-5)

Table with columns: NO. Name, Min, FG, 3P, FT, Rebounds, Fouls, TP, AS, TO, ST, Blocks, +/-

Shooting By Period table with columns: 1st FG%, 3PT%, 2nd FG%, 3PT%, GM FG%, 3PT%, FT%

Technical Fouls: NONE

Summary table with columns: Biggest lead, Best Scoring Run, Lead Changes, Times Tied, Time with Lead



Official Basketball Box Score - Final
Jacksonville St. at UTEP
01/20/25 DeVos Arena, Center, FL
2024-25 Men's Basketball

Game Time: 7:00 PM
Game Duration: 1:48
Attendance: 4,372

Officials: Clarence Armstrong, Tommy Morrissey, Rob Roke

Jacksonville St. - 73

Record: 12-7 (4-2)

Table with columns: NO. Name, Min, FG, 3P, FT, Rebounds, Fouls, TP, AS, TO, ST, Blocks, +/-

Shooting By Period table with columns: 1st FG%, 3PT%, 2nd FG%, 3PT%, GM FG%, 3PT%, FT%

Technical Fouls: NONE

UTEP - 66

Record: 14-5 (4-2)

Table with columns: NO. Name, Min, FG, 3P, FT, Rebounds, Fouls, TP, AS, TO, ST, Blocks, +/-

Shooting By Period table with columns: 1st FG%, 3PT%, 2nd FG%, 3PT%, GM FG%, 3PT%, FT%

Technical Fouls: NONE

Summary table with columns: Biggest lead, Best Scoring Run, Lead Changes, Times Tied, Time with Lead



Official Basketball Box Score - Final
Kennesaw St. at UTEP
01/20/25 DeVos Arena, Center, FL
2024-25 Men's Basketball

Game Time: 7:00 PM
Game Duration: 1:58
Attendance: 6,351

Officials: Brent Douglas, James Gibson, Ryan McCarty

Kennesaw St. - 71

Record: 12-8 (4-3)

Table with columns: NO. Name, Min, FG, 3P, FT, Rebounds, Fouls, TP, AS, TO, ST, Blocks, +/-

Shooting By Period table with columns: 1st FG%, 3PT%, 2nd FG%, 3PT%, GM FG%, 3PT%, FT%

Technical Fouls: NONE

UTEP - 73

Record: 15-5 (5-2)

Table with columns: NO. Name, Min, FG, 3P, FT, Rebounds, Fouls, TP, AS, TO, ST, Blocks, +/-

Shooting By Period table with columns: 1st FG%, 3PT%, 2nd FG%, 3PT%, GM FG%, 3PT%, FT%

Technical Fouls: NONE

Summary table with columns: Biggest lead, Best Scoring Run, Lead Changes, Times Tied, Time with Lead



BOX SCORES



Official Basketball Box Score - Final
UTEP at Western Kentucky
 01/30/25 EA Diddle Arena, Bowling Green
 2024-25 Men's Basketball

Game Time: 7:00 PM
 Game Duration: 2:05
 Attendance: 2,947

Officials: Don Daly, Bart Lenox, Doug Simons

UTEP - 74

Record: 15-6 (5-3)

NO. Name	Min	FG		3P	FT	Rebounds		Fouls		TP	AS	TO	ST	Blocks		+/-
		M/A	M/A	M/A		OR	DR	OR	DR					PF	FF	
23 Otis Frazier III	F 34:15	4-12	2-7	1-4	2-5	7	1	4	11	0	3	4	1	0	0	-10
34 Kevin Kalu	F 21:32	2-4	0-0	3-4	2-4	6	1	3	7	0	0	1	0	1	-13	
5 David Terrell Jr.	G 38:20	5-7	0-0	5-5	0	4	4	3	15	8	4	4	0	1	-3	
12 Ahmad Bynum	G 20:38	3-7	2-6	0-0	0	0	0	0	8	1	4	0	0	0	-8	
13 Devon Barnes	G 33:36	3-12	2-7	3-3	1	3	0	2	11	6	0	3	0	0	-1	
3 Baylor Hebb	17:21	2-4	2-3	2-2	0	0	0	5	1	8	0	1	0	0	-1	
32 Derick Hamilton	12:00	1-3	0-0	2-2	1	2	2	1	4	0	1	0	0	1	7	
1 KJ Thomas	05:00	0-1	0-1	0-0	0	1	1	0	0	0	1	0	0	0	1	
33 Elijah Jones	12:33	3-5	1-2	3-4	0	3	0	2	10	1	0	0	2	0	6	
11 Trey Horton	04:45	0-1	0-0	0-0	0	0	0	0	0	0	0	0	0	0	0	
Team						2	2	4			0	5				
Totals		23-56	9-26	19-24	8	23	31	13	16	74	16	17	14	3	-4	

Shooting By Period

1st FG% 10-28 35.7%
 3PT% 3-12 25.0%
 FT% 9-28 75%
 2nd FG% 13-28 46.4%
 3PT% 6-14 42.9%
 FT% 10-12 83.3%
 GM FG% 23-56 41.1%
 3PT% 9-26 34.6%
 FT% 19-24 79.2%

Dead Ball Rebounds: 1-0



Official Basketball Box Score - Final
UTEP at Middle Tenn.
 02/01/25 Murphy Center, Murfreesboro
 2024-25 Men's Basketball

Game Time: 2:00 PM
 Game Duration: 1:59
 Attendance: 4,012

Officials: Blake Harris, James Hicks, Jason Deering

UTEP - 68

Record: 15-7 (5-4)

NO. Name	Min	FG		3P	FT	Rebounds		Fouls		TP	AS	TO	ST	Blocks		+/-
		M/A	M/A	M/A		OR	DR	OR	DR					PF	FF	
23 Otis Frazier III	F 39:05	6-16	2-8	0-0	0	1	1	2	14	4	3	2	0	0	1	
34 Kevin Kalu	F 23:58	5-7	0-0	0-0	1	6	7	1	10	0	1	2	1	2	-1	
5 David Terrell Jr.	G 40:00	6-10	1-1	2-2	0	11	11	3	3	15	6	3	2	0	-3	
12 Ahmad Bynum	G 17:02	1-8	1-4	0-0	0	2	2	4	3	0	0	1	0	0	-4	
13 Devon Barnes	G 19:08	1-4	0-1	0-0	0	1	1	2	2	2	2	1	0	0	9	
4 Corey Camper Jr.	35:40	3-8	3-4	1-2	3	3	0	3	10	0	1	1	0	1	-5	
3 Baylor Hebb	04:57	0-1	0-0	0-0	0	0	0	0	0	0	0	0	0	1	-4	
32 Derick Hamilton	14:08	6-9	0-0	2-2	4	1	5	0	3	14	0	0	0	0	-2	
33 Elijah Jones	02:49	0-1	0-0	0-0	0	0	1	0	0	0	0	0	0	0	-4	
11 Trey Horton	03:13	0-0	0-0	0-0	0	0	0	0	0	0	0	0	0	0	-2	
Team						3	3	6			0	0				
Totals		28-64	7-18	5-6	11	25	36	16	10	68	12	10	9	1	6	

Shooting By Period

1st FG% 14-32 43.8%
 3PT% 4-13 30.8%
 FT% 1-2 50%
 2nd FG% 14-32 43.8%
 3PT% 3-5 60.0%
 FT% 4-4 100%
 GM FG% 28-64 43.8%
 3PT% 7-18 38.9%
 FT% 5-6 83.3%

Dead Ball Rebounds: 1-0

Western Kentucky - 78

Record: 13-8 (4-4)

NO. Name	Min	FG		3P	FT	Rebounds		Fouls		TP	AS	TO	ST	Blocks		+/-
		M/A	M/A	M/A		OR	DR	OR	DR					PF	FF	
1 Blaise Keita	F 15:10	0-1	0-0	0-0	3	6	2	1	0	2	1	0	0	0	0	0
24 Ylron Marshall	F 23:54	4-6	0-2	0-1	0	8	8	4	1	8	2	4	4	0	-1	
3 Jalen Jackson	G 16:07	3-5	0-1	0-0	2	2	2	0	6	1	3	1	0	0	-1	
4 Christian Lander	G 32:28	11-15	4-6	2-2	0	2	2	0	4	28	3	0	1	0	1	
23 Enoch Kalamabay	G 29:10	4-8	1-4	1-2	1	5	6	1	1	10	1	2	1	0	10	
2 Don McHenry	29:27	5-11	2-6	8-11	0	3	3	1	5	20	0	3	0	1	7	
21 Leeroy Odiah	22:54	1-1	0-0	0-0	3	3	2	1	2	0	1	0	3	0	3	
0 Braxton Bayless	14:43	2-5	0-1	0-0	2	2	2	0	4	2	1	0	0	0	2	
15 Jack Edelen	16:07	0-2	0-2	0-0	0	1	1	2	0	3	2	1	0	0	-6	
Team						0	0	0	0	1						
Totals		30-54	7-22	11-16	4	29	33	16	13	78	14	18	8	3	3	

Shooting By Period

1st FG% 13-26 50.0%
 3PT% 4-12 33.3%
 FT% 4-6 66.7%
 2nd FG% 17-28 60.7%
 3PT% 3-10 30.0%
 FT% 7-10 70%
 GM FG% 30-54 55.6%
 3PT% 7-22 31.8%
 FT% 11-16 68.8%

Dead Ball Rebounds: 2-0

Middle Tenn. - 71

Record: 15-7 (6-3)

NO. Name	Min	FG		3P	FT	Rebounds		Fouls		TP	AS	TO	ST	Blocks		+/-
		M/A	M/A	M/A		OR	DR	OR	DR					PF	FF	
10 Torey Alston	F 33:27	5-7	0-0	1-3	3	4	7	0	3	11	0	2	1	1	1	
44 Essam Mostafa	F 30:49	6-10	0-0	5-12	6	5	11	3	7	17	1	4	2	3	0	
2 Jlynn Coulter	G 33:11	8-19	5-11	0-0	0	3	3	2	1	21	3	1	0	1	0	
3 Justin Porter	G 37:27	4-11	2-4	5-7	0	2	2	0	3	15	1	2	1	0	-1	
4 Justin Buford	G 04:52	0-1	0-1	0-0	0	0	0	0	0	0	0	0	0	0	-10	
13 Chris Looft	09:11	0-0	0-0	0-0	0	0	0	0	1	0	1	0	1	0	3	
24 Camryn Weston	33:08	0-3	0-2	0-2	6	6	3	1	0	14	2	2	0	0	16	
15 Jacob Johnson	08:05	1-1	0-0	1-0	1	1	1	1	2	0	0	1	0	0	3	
11 Tre Green	09:51	2-3	1-2	0-0	0	1	1	0	0	5	0	0	0	0	3	
Team						3	3	6			0	0				
Totals		26-55	8-20	11-24	13	24	37	10	16	71	20	12	7	6	1	

Shooting By Period

1st FG% 13-27 48.1%
 3PT% 7-14 50.0%
 FT% 3-6 50%
 2nd FG% 13-28 46.4%
 3PT% 4-8 50%
 FT% 8-18 44.4%
 GM FG% 26-55 47.3%
 3PT% 8-20 40.0%
 FT% 11-24 45.8%

Dead Ball Rebounds: 4-1

Technical Fouls: NONE

Biggest lead	UTE		WKU		Points from Turnovers	UTE	WKU	Period by Period Scoring
	1st	2nd	1st	2nd				
Best Scoring Run	10 (2 nd 9:17)	9 (2 nd 18:32)	8 (1 st 15:43)		Paint	26	42	74
Lead Changes	9				Second Chance	6	6	
Times Tied	10				Fast Breaks	10	6	
Time with Lead	10:32	24:02			Bench	22	26	

Technical Fouls: NONE

Biggest lead	UTE		MTS		Points from Turnovers	UTE	MTS	Period by Period Scoring
	1st	2nd	1st	2nd				
Best Scoring Run	8 (1 st 16:48)	6 (1 st 2:54)	9 (1 st 14:22)		Paint	40	34	
Lead Changes	7				Second Chance	11	10	
Times Tied	11				Fast Breaks	2	12	
Time with Lead	21:41	12:44			Bench	24	7	



Official Basketball Box Score - Final
UTEP at New Mexico St.
 02/02/25 Pan American Center, Las Cruces
 2024-25 Men's Basketball

Game Time: 7:00 PM
 Game Duration: 2:15
 Attendance: 8,941

Officials: Brent Dugans, Shane Land, Rodrick Nixon

UTEP - 66

Record: 16-7 (6-4)

NO. Name	Min	FG		3P	FT	Rebounds		Fouls		TP	AS	TO	ST	Blocks		+/-
		M/A	M/A	M/A		OR	DR	OR	DR					PF	FF	
23 Otis Frazier III	F 35:09	6-11	2-6	2-7	2	9	2	7	16	2	3	2	0	1	1	
34 Kevin Kalu	F 24:30	4-7	0-0	1-2	2	8	10	4	1	9	0	0	1	0	2	
4 Corey Camper Jr.	G 26:28	1-6	0-3	1-2	0	5	5	3	1	3	1	2	2	0	-2	
5 David Terrell Jr.	G 29:39	2-6	1-4	0-0	2	2	4	1	5	6	4	1	0	0	5	
13 Devon Barnes	G 32:52	4-14	1-6	9-11	0	4	4	1	6	18	2	1	1	0	-4	
33 Elijah Jones	08:54	2-3	0-1	0-0	2	2	0	4	4	0	0	1	1	0	10	
3 Baylor Hebb	20:40	1-4	1-1	5-5	0	2	2	4	3	8	0	0	0	1	-2	
32 Derick Hamilton	06:36	1-1	0-0	0-0	0	0	0	3	0	2	0	0	0	0	-2	
1 KJ Thomas	10:21	0-0	0-0	1-2	0	2	2	0	1	1	1	0	0	0	0	
11 Trey Horton	04:51	0-0	0-0	0-0	0	0	0	1	0	0	0	0	0	0	2	
Team						0	0	0	0	1						
Totals		21-52	5-21	19-29	9	27	36	22	20	66	12	12	8	1	4	

Shooting By Period

1st FG% 10-26 38.5%
 3PT% 3-10 30.0%
 FT% 5-10 50

BOX SCORES



Official Basketball Box Score - Final
Liberty at UTEP
 02/19/25 Don Hawkins Center, El Paso, Texas
 2024-25 Men's Basketball

Game Time: 7:00 PM
 Game Duration: 1:48
 Attendance: 5,687

Officials: Kevin Mathis, Michael Wallace, Allen Sutton

Liberty - 76

Record: 21-5 (9-4)

NO. Name	Min	FG		3P		FT		Rebounds		Fouls		TP	AS	TO	ST	Blocks		+/-
		M.A.	M.A.	M.A.	M.A.	OR	DR	PF	FD	OR	DR					BS	BA	
8 Owen Aquino	F 26:49	5-7	1-1	2-3	4-6	10	1	3	13	2	5	0	1	0	14			
25 Zach Cleveland	F 31:01	3-8	0-0	0-1	1-3	4	1	1	6	7	1	0	0	0	6			
32 Jayvon Maughmer	F 18:55	2-6	1-4	1-2	1-2	3	0	1	6	0	1	0	0	1	-2			
0 Colin Porter	G 35:44	2-6	2-6	1-4	0-2	2	3	5	7	6	2	0	0	0	4			
3 Kaden Metheny	G 36:58	4-9	3-5	2-2	0-3	3	0	1	13	5	1	1	1	0	2	11		
2 Taelon Peter	32:08	9-17	5-9	0-0	0-10	10	1	0	23	0	1	0	0	0	4			
11 Zander Yates	10:50	2-3	2-3	2-3	0-3	3	1	3	8	1	0	0	0	1	1			
21 Gabriel McKay	07:32	0-1	0-1	0-0	0-0	0	2	0	0	0	0	1	0	0	-3			
4 Brett Decker Jr.	00:03	0-0	0-0	0-0	0-0	0	0	0	0	0	0	0	0	0	0			
Team						2	2	4			0							
Totals		27-57	14-29	8-15	8-31	39	9	14	76	21	11	2	1	4	7			

Shooting By Period		
1 st	FG%	11-27 40.7%
	3PT%	8-20 40.0%
	FT%	2-4 50%
2 nd	FG%	16-30 53.3%
	3PT%	6-9 66.7%
	FT%	6-11 54.5%
GM	FG%	27-57 47.4%
	3PT%	14-29 48.3%
	FT%	8-15 53.3%

Dead Ball Rebounds: 3, 0

Technical Fouls: NONE

UTEP - 69

Record: 17-8 (7-5)

NO. Name	Min	FG		3P		FT		Rebounds		Fouls		TP	AS	TO	ST	Blocks		+/-
		M.A.	M.A.	M.A.	M.A.	OR	DR	PF	FD	OR	DR					BS	BA	
23 Otis Frazier III	F 28:39	4-9	2-5	6-6	0-3	3	4	3	16	1	1	1	2	0	-12			
34 Kevin Kalu	F 24:35	2-5	0-0	0-0	1-4	5	2	0	4	0	0	0	1	0	-7			
4 Corey Camper Jr.	G 33:04	5-9	0-1	0-0	2-1	3	2	1	10	2	0	2	1	1	-17			
5 David Terrell Jr.	G 36:47	5-9	0-1	0-1	0-6	6	3	3	10	7	1	3	0	0	+6			
13 Devon Barnes	G 21:04	1-6	1-3	0-0	0-3	3	1	0	3	2	0	0	0	0	-7			
3 Baylor Hebb	09:06	0-1	0-1	2-2	0-0	0	0	1	2	1	0	1	0	0	5			
12 Ahamad Bynum	20:29	3-13	3-11	0-0	0-2	2	0	0	9	1	1	1	1	0	0	4		
32 Derick Hamilton	09:05	3-5	0-0	0-0	1-1	2	1	1	6	0	1	0	0	0	-7			
33 Elijah Jones	03:13	0-0	0-0	0-0	0-2	2	0	0	0	0	1	0	0	0	3			
11 Trey Horton	13:58	3-4	3-4	0-0	0-3	3	1	0	9	0	0	0	0	0	9			
Team						1	2		0		1							
Totals		26-61	9-26	9-9	5-26	31	14	9	69	14	6	8	4	1	-7			

Shooting By Period		
1 st	FG%	14-32 43.8%
	3PT%	5-13 38.5%
	FT%	2-2 100%
2 nd	FG%	12-29 41.4%
	3PT%	4-13 30.8%
	FT%	5-7 85.7%
GM	FG%	26-61 42.6%
	3PT%	9-26 34.6%
	FT%	8-9 88.9%

Dead Ball Rebounds: 0, 0

Technical Fouls: NONE

	LU	UTEP	Points from	LU	UTEP
Biggest lead	9 (2 nd 3:46)	11 (1 st 6:12)	Turnovers	8	16
Best Scoring Run	10 (2 nd 4:54)	6 (1 st 6:12)	Paint	26	34
Lead Changes	5		Second Chance	9	8
Times Tied	2		Fast Breaks	4	20
Time with Lead	07:44	28:30	Bench	31	26

Period by Period Scoring			
	1st	2nd	TOT
LU	32	44	76
UTEP	35	34	69



2024-25 RADIO-TV UTEP ROSTER



#0
DACANNON WICKWARE

F | 6-7 | 210 | SO-TR
DALLAS, TEXAS
(LEE COLLEGE)



#1
KJ THOMAS

G | 6-1 | 170 | FR-HS
AMARILLO, TEXAS
(CANYON RANDALL HS)



#2
JORDAN HERNANDEZ

G | 5-11 | 170 | JR-TR
EL PASO, TEXAS
(COCHISE COLLEGE)



#3
BAYLOR HEBB

G | 6-2 | 180 | SR-1L
COLLEYVILLE, TEXAS
(COLORADO STATE)



#4
COREY CAMPER JR.

G | 6-5 | 180 | SR-1L
LITTLE ROCK, ARK.
(TYLER JC)



#5
DAVID TERRELL JR.

G | 6-4 | 185 | SO-1L
DALLAS, TEXAS
(MANSFIELD SUMMIT HS)



#11
TREY HORTON III

G | 6-5 | 205 | SO-1L
CHARLOTTE, N.C.
(PROVIDENCE DAY SCHOOL)



#12
AHAMAD BYNUM

G | 6-3 | 180 | JR-TR
CHICAGO, ILL.
(TRINITY VALLEY CC)



#13
DEVIN BARNES

G | 6-1 | 175 | JR-TR
EL PASO, TEXAS
(TARLETON STATE)



#15
ANTWONNE HOLMES

G | 6-3 | 170 | R-SO-1L
EL PASO, TEXAS
(CHAPIN HS)



#20
RAJON DISPENSA

F | 6-9 | 210 | FR-HS
MULLIGA HILL, N.J.
(SOUTH KENT HS)



#23
OTIS FRAZIER III

F | 6-6 | 210 | SR-2L
BUCKEYE, ARIZ.
(GEORGE MASON)



#25
BABACAR MBENGUE

F | 7-0 | 250 | FR-RS
DAKAR, SENEGAL
(DEPAUL)



#32
DERICK HAMILTON

F | 6-10 | 275 | SR-2L
BATON ROUGE, LA.
(BOSSIER PARISH CC)



#33
EUJAH JONES

F | 6-8 | 210 | SO-1L
PLEASANTVILLE, N.J.
(EAST CAROLINA)



#34
KEVIN KALU

F | 6-9 | 235 | SR-3L
BALTIMORE, MD.
(OUR LADY OF MOUNT CARMEL SCHOOL)




HEAD COACH
JOE GOLDING

ABILENE CHRISTIAN '99



ASSISTANT COACH
EARL BOYKINS

EASTERN MICHIGAN '98



ASSISTANT COACH
MIKE ROBERTS

INDIANA '05



ASSISTANT COACH
BRYEN SPRIGGS

SLIPPERY ROCK UNIVERSITY '10



2024-25 CUSA STATISTICS



2024-25 UTEP Men's Basketball Combined Team Statistics In Conference games

Page 1/1
as of Feb 16, 2025

Game Records

Record	Overall	Home	Away	Neutral
ALL GAMES	7-5	4-3	3-2	0-0
CONFERENCE	7-5	4-3	3-2	0-0
NON-CONFERENCE	0-0	0-0	0-0	0-0

Score by Periods

Team	1st	2nd	OT	TOT
UTEP	408	446	0	854
Opponents	395	460	0	855

Team Box Score

No.	Player	Total				3-Point		F-Throw		Rebounds				PF DQ A TO BLK STL PTS AVG								
		GP-GS	MIN	AVG	FG-FGA	FG%	3FG-3FGA	3FG%	FT-FTA	FT%	OFF	DEF	TOT	AVG	PF	DQ	A	TO	BLK	STL	PTS	AVG
23	FRAZIER III, Otis	12-12	393:37	32.8	64-140	.457	21-65	.323	34-49	.694	28	44	72	6.0	24	0	27	27	8	31	183	15.3
5	TERRELL JR., David	12-12	404:52	33.7	40-83	.482	5-13	.385	32-41	.780	4	53	57	4.8	37	0	65	25	1	20	117	9.8
13	BARNES, Devon	12-12	330:00	27.5	35-103	.340	17-56	.304	28-37	.757	3	27	30	2.5	18	0	30	10	0	17	115	9.6
4	CAMPER JR., Corey	10-9	323:21	32.3	36-95	.379	9-28	.321	14-21	.667	10	31	41	4.1	13	0	16	16	2	22	95	9.5
12	BYNUM, Ahamad	11-3	219:55	20.0	31-96	.323	24-66	.364	7-7	1.000	1	13	14	1.3	14	0	11	11	0	11	93	8.5
34	KALU, Kevin	11-10	250:37	22.8	37-58	.638	0-0	.000	16-26	.615	17	43	60	5.5	25	1	0	4	4	6	90	8.2
32	HAMILTON, Derick	12-2	113:08	9.4	25-41	.610	0-0	.000	8-11	.727	14	12	26	2.2	20	0	3	5	5	2	58	4.8
33	JONES, Elijah	12-0	114:12	9.5	18-32	.563	3-11	.273	6-8	.750	5	19	24	2.0	12	0	3	2	8	2	45	3.8
3	HEBB, Baylor	10-0	121:00	12.1	7-24	.292	5-12	.417	13-13	1.000	1	4	5	0.5	19	2	6	4	0	6	32	3.2
11	HORTON, Trey	12-0	76:05	6.3	6-15	.400	6-13	.462	2-2	1.000	1	5	6	0.5	9	0	3	0	0	2	20	1.7
25	MBENGUE, Babacar	2-0	05:11	2.6	1-1	1.000	0-0	.000	0-0	.000	0	2	2	1.0	1	0	0	0	0	0	2	1.0
1	THOMAS, KJ	8-0	44:14	5.5	1-3	.333	0-1	.000	2-3	.667	1	5	6	0.8	2	0	6	4	0	1	4	0.5
0	WICKWARE, DaCannon	1-0	03:46	3.8	0-0	.000	0-0	.000	0-0	.000	0	0	0	0.0	1	0	0	0	0	0	0	0.0
Team											10	18	28					14				
Total		12	2400		301-691	.436	90-265	.340	162-218	.743	95	276	371	30.9	195	3	170	122	28	120	854	71.2
Opponents		12	2400		306-665	.460	91-280	.325	152-220	.691	119	319	438	36.5	179	4	169	175	37	67	855	71.3

Team Statistics

	UTEP	OPP
Scoring	854	855
Points per game	71.2	71.3
Scoring margin	-0.1	-
Field goals-att	301-691	306-665
Field goal pct	.436	.460
3 point fg-att	90-265	91-280
3-point FG pct	.340	.325
3-pt FG made per game	7.5	7.6
Free throws-att	162-218	152-220
Free throw pct	.743	.691
F-Throws made per game	13.5	12.7
Rebounds	371	438
Rebounds per game	30.9	36.5
Rebounding margin	-5.6	-
Assists	170	169
Assists per game	14.2	14.1
Turnovers	122	175
Turnovers per game	10.2	14.6
Turnover margin	+4.4	-
Assist/turnover ratio	1.4	1.0
Steals	120	67
Steals per game	10.0	5.6
Blocks	28	37
Blocks per game	2.3	3.1
Winning streak	0	-
Home win streak	0	-
Attendance	41965	20147
Home games-Avg/Game	7-5995	5-4029
Neutral site-Avg/Game	-	0-0

Team Results

Date	Opponent		Score	Att.
01/02/2025	Louisiana Tech	W	70-60	4692
01/04/2025	Sam Houston	W	81-72	5774
01/11/2025	New Mexico St.	L	57-85	12000
01/16/2025	at Liberty	W	72-70	3598
01/18/2025	at FIU	W	81-73	649
01/23/2025	Jacksonville St.	L	66-73	4372
01/25/2025	Kennesaw St.	W	73-71	5351
01/30/2025	at Western Ky.	L	74-78	2947
02/01/2025	at Middle Tenn.	L	68-71	4012
02/08/2025	at New Mexico St.	W	66-63	8941
02/13/2025	FIU	W	77-63	4089
02/15/2025	Liberty	L	69-76	5687



2024-25 OVERALL STATISTICS



2024-25 UTEP Men's Basketball Combined Team Statistics All games

Page 1/1
as of Feb 16, 2025

Game Records

Record	Overall	Home	Away	Neutral
ALL GAMES	17-8	11-3	4-4	2-1
CONFERENCE	7-5	4-3	3-2	0-0
NON-CONFERENCE	10-3	7-0	1-2	2-1

Score by Periods

Team	1st	2nd	OT	TOT
UTEP	904	918	0	1822
Opponents	754	958	0	1712

Team Box Score

No.	Player	Total			3-Point		F-Throw		Rebounds				Other Stats									
		GP-GS	MIN	AVG	FG-FGA	FG%	3FG-3FGA	3FG%	FT-FTA	FT%	OFF	DEF	TOT	AVG	PF	DQ	A	TO	BLK	STL	PTS	AVG
23	FRAZIER III, Otis	25-24	750:08	30.0	120-256	.469	36-112	.321	84-112	.750	50	81	131	5.2	50	0	67	55	20	57	360	14.4
4	CAMPER JR., Corey	23-22	723:40	31.5	94-234	.402	21-61	.344	41-53	.774	21	63	84	3.7	33	0	50	36	7	54	250	10.9
12	BYNUM, Ahamad	23-4	458:31	19.9	79-185	.427	55-117	.470	21-27	.778	3	33	36	1.6	29	0	22	23	4	20	234	10.2
13	BARNES, Devon	25-24	637:36	25.5	73-193	.378	38-108	.352	66-92	.717	3	49	52	2.1	49	1	54	27	4	40	250	10.0
5	TERRELL JR., David	24-24	719:18	30.0	71-145	.490	9-21	.429	47-71	.662	10	79	89	3.7	76	2	92	52	6	36	198	8.3
34	KALU, Kevin	24-23	521:59	21.7	69-108	.639	0-1	.000	34-53	.642	36	95	131	5.5	51	1	8	14	14	17	172	7.2
32	HAMILTON, Derick	25-2	240:22	9.6	49-80	.613	0-0	.000	21-34	.618	30	29	59	2.4	54	1	7	25	8	10	119	4.8
11	HORTON, Trey	25-1	273:11	10.9	25-70	.357	18-55	.327	6-8	.750	4	26	30	1.2	33	0	12	5	2	12	74	3.0
33	JONES, Elijah	25-0	236:45	9.5	28-55	.509	6-15	.400	10-13	.769	10	37	47	1.9	30	0	9	11	12	6	72	2.9
3	HEBB, Baylor	19-1	210:56	11.1	12-39	.308	6-15	.400	18-20	.900	5	8	13	0.7	27	2	13	8	0	7	48	2.5
1	THOMAS, KJ	20-0	186:07	9.3	9-24	.375	2-6	.333	16-23	.696	3	11	14	0.7	22	0	15	21	0	8	36	1.8
25	MBENGUE, Babacar	8-0	17:11	2.1	3-4	.750	0-0	.000	0-0	.000	1	4	5	0.6	2	0	1	2	0	2	6	0.8
15	HOLMES, Antwonne	6-0	13:34	2.3	1-3	.333	1-2	.500	0-0	.000	0	2	2	0.3	2	0	1	4	0	1	3	0.5
0	WICKWARE, DaCannon	4-0	10:42	2.7	0-1	.000	0-1	.000	0-0	.000	0	2	2	0.5	3	0	0	0	0	0	0	0.0
Team											29	32	61					20				
Total		25	5000		633-1397	.453	192-514	.374	364-506	.719	205	551	756	30.2	461	7	351	303	77	270	1822	72.9
Opponents		25	5000		583-1330	.438	171-538	.318	375-521	.720	271	631	902	36.1	417	5	338	424	75	164	1712	68.5

Team Statistics

	UTEP	OPP
Scoring	1822	1712
Points per game	72.9	68.5
Scoring margin	+4.4	-
Field goals-att	633-1397	583-1330
Field goal pct	.453	.438
3 point fg-att	192-514	171-538
3-point FG pct	.374	.318
3-pt FG made per game	7.7	6.8
Free throws-att	364-506	375-521
Free throw pct	.719	.720
F-Throws made per game	14.6	15.0
Rebounds	756	902
Rebounds per game	30.2	36.1
Rebounding margin	-5.8	-
Assists	351	338
Assists per game	14.0	13.5
Turnovers	303	424
Turnovers per game	12.1	17.0
Turnover margin	+4.8	-
Assist/turnover ratio	1.2	0.8
Steals	270	164
Steals per game	10.8	6.6
Blocks	77	75
Blocks per game	3.1	3.0
Winning streak	0	-
Home win streak	0	-
Attendance	73778	36041
Home games-Avg/Game	14-5270	8-4505
Neutral site-Avg/Game	-	3-35

Team Results

Date	Opponent	Score	Att.
11/04/2024	Sul Ross St.	W 102-55	4055
11/09/2024	at Utah Valley	L 60-89	1653
11/12/2024	Tex. Permian Basin	W 78-58	3989
11/20/2024	at UC Santa Barbara	W 79-76	2573
11/25/2024	vs San Jose St.	L 65-71	104
11/26/2024	vs Long Beach St.	W 70-44	0
11/27/2024	vs UNC Greensboro	W 64-58	0
12/07/2024	Seattle U	W 88-72	4522
12/11/2024	at Louisville	L 74-77	11668
12/16/2024	Tarleton St.	W 67-62	4442
12/20/2024	Jackson St.	W 67-61	4916
12/21/2024	Yale	W 75-74	5316
12/28/2024	Northern N.M.	W 79-60	4573
01/02/2025	Louisiana Tech	W 70-60	4692
01/04/2025	Sam Houston	W 81-72	5774
01/11/2025	New Mexico St.	L 57-85	12000
01/16/2025	at Liberty	W 72-70	3598
01/18/2025	at FIU	W 81-73	649
01/23/2025	Jacksonville St.	L 66-73	4372
01/25/2025	Kennesaw St.	W 73-71	5351
01/30/2025	at Western Ky.	L 74-78	2947
02/01/2025	at Middle Tenn.	L 68-71	4012
02/08/2025	at New Mexico St.	W 66-63	8941
02/13/2025	FIU	W 77-63	4089
02/15/2025	Liberty	L 69-76	5687

