

UTEP MINERS FOOTBALL '25

FEARLESS. FAST. PHYSICAL

UTEP vs. Jax State | 1 p.m. MT | Saturday, Nov. 8 | Sun Bowl Stadium (45,971) | El Paso, Texas



TUNE IN

STREAM: ESPN+



Andy Morgan (PxP)
Ed Stansbury (Analyst)

RADIO: 600 ESPN



Jon Teicher (PxP)
Aaron Price (Analyst)
Mando Medina (Sideline)

COACHING STAFF

Scotty Walden, Head Coach
Mark Cala, Offensive Coordinator*
Bobby Daly, Defensive Coordinator
Joe Papalardo, Wefense Coord./Miner Backs
Ryan Stanchek, Co-Off. Coord./OL
Kelvin Sigler, Co-Defensive Coord./Safeties*
Joshua Eargle, TE/Off. Run Game Coord.*
Aaron Foster, CBs/Def. Pass Game Coord.
Chris Jones, DL/Def. Run Game Coord.
Seth McDonald, Bandits/Co-Wefense Coord.
Jourdan McNeill, RBs/Off. Recruiting Coord.
Desmond Lindsey, Outside WR
Kyle Beyer, Spurs*
Brandon Butcher, Linebackers*
John Cotton, K/P/LS/Lead Off. Analyst
** Indicates in the booth*

TABLE OF CONTENTS

Media Information	2
Rosters	3-4
Depth Chart	5
Game Notes	6-10
Head Coach Scotty Walden	11-12
2025 Statistics	13-16
2025 Start Chart	17
Game-by-Game Stats	18
Single-Game Career Highs	22
Game Recaps	24
The Last Time...	28

THE VENUE

Stadium: Sun Bowl Stadium
Capacity: 45,971
Surface: FieldTurf FTHD-57 With Coolplay

ATHLETIC COMMUNICATIONS

Drew Bonney (Primary)
 Assistant AD/Communications
 O: 915.747.7447
 C: 915.309.4478
 Email: arbonney@utep.edu

Mark Brunner (Secondary)
 Associate Director/Communications
 Email: mbrunner@utep.edu

GAME 9 vs. JAX STATE



UTEP Miners (2-6, 1-3 Conference USA)

Head Coach: Scotty Walden (Sul Ross State, 2012)

Career Record: 39-35 (8th season)

Record at UTEP: 5-15 (2nd season)

Home: 1-3 | **Road:** 1-3 | **Neutral:** 0-0 | **Streak:** L1



Jax State Gamecocks (5-3, 4-0 Conference USA)

Head Coach: Charles Kelly (Auburn, 1990)

Career Record: 5-3 (1st season)

Record at JSU: 5-3 (1st Season)

Home: 3-0 | **Road:** 2-3 | **Neutral:** 0-0 | **Streak:** W3

MINERS AT A GLANCE

UTEP RETURNS TO THE 915, HOSTS JAX STATE AND THE NATION'S LEADING RUSHER IN THE HALL OF FAME GAME SATURDAY AT 1 P.M.

Football is back on Saturdays, and UTEP will play in the Sun City for the first time in nearly a month, as the Miners will host co-league leading Jax State on Nov. 8. The Miners and Gamecocks are set for a 1 p.m. kickoff in Sun Bowl Stadium. Proud partner L&F Distributors/Bud Light is the contest sponsor of the UTEP Athletics Hall of Fame Game. The nostalgia will fill the air, as the 2005 UTEP football team will also be recognized.

» ELITE 3RD-DOWN D

UTEP's third-down defense ranks third in FBS and first in CUSA; Miners have yielded 29-of-118 (24.6 percent).

» ORANGE SWARM ATTACK

UTEP ranks first in Conference USA with 20 sacks and 63 tackles for loss; 2.5 sacks per game rank t-30th in FBS.

» CUSA'S LEADING TACKLER

LB **Micah Davey** leads CUSA, ranks t-5th in FBS with 92 tackles; has tallied 55 tackles the last four games (13.8 p/g).

» TACKLE MACHINE

Micah Davey racked up a season-high 17 tackles at Kennesaw State.

» RACKING 'EM UP

Micah Davey hit 405 tackles in his collegiate career (313 at McNeese State).

» ODOM LEADING CUSA

WR **Kenny Odom** leads CUSA in receptions per game (6.0) after posting six at Kennesaw State; has 16 last two games.

» EMERGING PASS CATCHER

TE **Josh Schuchts** scored his second TD, added a career-high 41 yards on two receptions at Kennesaw State.

» LEADING THE WAY

DT **KD Johnson** now has a career-best 42 tackles in 2025; leads all CUSA DT/NTs in total tackles.

SERIES BREAKDOWN

SERIES INFORMATION

Overall: JSU leads 1-0
in El Paso: n/a
in Jacksonville: JSU leads 1-0
Neutral: -
Postseason: -
Most UTEP Points: 14 (JSU, 17-14, 2023)
Most JSU Points: 17 (JSU, 17-14, 2023)
Most Combined PTS: 31 (JSU, 17-14, 2023)
Biggest UTEP Win: n/a
Biggest JSU Win: 3 (17-14, 2023)
First Meeting: JSU won 17-14 in Jacksonville (8/26/2023)
Last Meeting: JSU won 17-14 in Jacksonville (8/26/2023)
Streak: JSU, W1

CUSA STANDINGS

TEAM	C-USA	OVERALL	PF	PA
Kennesaw State	4-0	6-2	210	169
Jax State	4-0	5-3	239	207
WKU	5-1	7-2	271	205
Missouri State	3-1	5-3	182	216
Liberty	3-1	4-4	193	181
LA Tech	3-2	5-3	229	145
Delaware	2-3	4-4	234	257
FIU	1-3	3-5	178	239
UTEP	1-3	2-6	167	202
NM State	1-4	3-5	171	203
Middle Tennessee	0-4	1-7	151	232
Sam Houston	0-5	0-8	133	327

2025 SCHEDULE & RESULTS



@Utah State
Aug. 30
Logan, Utah
CBSN
L, 28-16



UT Martin
Sept. 6
El Paso, Texas
ESPN+
W, 42-17



@#7 Texas
Sept. 13
Austin, Texas
SEC Network
L, 27-10



@ULM
Sept. 20
El Paso, Texas
ESPN+
L, 31-25



LA Tech*
Oct. 27
El Paso, Texas
ESPN+
L, 30-11



Liberty*
Oct. 8
El Paso, Texas
CBSN
L, 19-8



@Sam Houston*
Oct. 15
Houston, Texas
CBSN
W, 35-17



@Kennesaw State*
Oct. 28
Kennesaw, Ga.
ESPNU
L, 33-20



Jax State*
Nov. 8
El Paso, Texas
ESPN+
1:00 PM MT



@Missouri State*
Nov. 15
Springfield, Mo.
ESPN Platforms
1:00 PM MT



NM State*
Nov. 22
El Paso, Texas
ESPN Platforms
1:00 PM MT



@Delaware*
Nov. 29
Newark, Del.
ESPN Platforms
11:00 AM MT

UTEP FOOTBALL WEEKLY SCHEDULE

3 MON	4 TUE	5 WED	6 THU	7 FRI	8 SAT	9 SUN
Practice (Sun Bowl) 9 a.m.	Practice (Glory Field) 9 a.m.	Walk-Through (Glory Field) 9 a.m.	No Availability	No Availability	GAME DAY UTEP vs. Jax State 1 PM MST Sun Bowl Stadium	Off Day No Availability
No Availability	Coach Walden Press Conference 12:15 p.m. MT LKD Downstairs				POSTGAME Coach Walden and student-athletes will be available following the conclusion of the game.	

MONDAY PRESS CONFERENCES

Head coach Scotty Walden will meet with the media at 12:15 p.m. MT every Tuesday prior to a game in the Hall of Champions at the Larry K. Durham Center.

PRACTICE COVERAGE

In addition to Monday's press conference, UTEP student-athletes and coaches are available for interviews following practice on Tuesday, Wednesday and Thursday of game week. All interview requests must be directed to the UTEP Athletic Communications Office at least 24 hours in advance. **Please send all requests via email to arbonney@utep.edu.**

COACH/PLAYER AVAILABILITY

Members of the UTEP coaching staff are available during the designated days and times throughout the year. Select players are also available during the designated days and times.

SOCIAL MEDIA

UTEP fans can access the most in-depth information regarding all the University's programs through social media opportunities available online.

X – Members of the UTEP Athletic Communications department will be posting throughout the year with the latest news and in-game score updates. To follow them, simply find them on Twitter.

@UTEPFB – Direct reports from football practices, games and more.

MEDIA INFORMATION

COLLEGEPRESSBOX.COM

Collegepressbox is the official media website for Division I football. Access and download game notes, quotes, statistics, media guides, headshots, logos and more for all FBS schools, conferences, postseason games, awards and the College Football Playoff. For access, please register for an account at collegepressbox.com/register.

DAILY MEDIA AVAILABILITY

The following is a general weekly schedule of media availability for the UTEP football team. Members of the media are expected to adhere to these policies at all times. All interview requests should be made to UTEP Assistant Athletic Director/Communications Drew Bonney at least 24 hours in advance. All media availability times are subject to change. Please contact Drew Bonney for any changes in the schedule.

Monday: UTEP's weekly press conference starts with statements from head coach Scotty Walden beginning at approximately 1:00 p.m. MT on Mondays.

Tuesday: Practice will be held from 9-11:00 a.m. Players are available following the conclusion of practice. UTEP's weekly press conference starts with statements from head coach Scotty Walden beginning at approximately 12:15 p.m. MT on Tuesdays.

Wednesday: Practice will be held from 9-11:00 a.m. Coaches and players are available following the conclusion of practice.

Thursday-Friday: No availability.

Saturday: Postgame availability only. Head coach Scotty Walden and select student-athletes will be available for interviews following the conclusion of the game. The UTEP locker room, home or away, is **CLOSED** to the media at all times.

For games in El Paso, all UTEP postgame press conferences will be held after each game following a 10-minute cooling off period. No in-person interviews will be allowed on the field with players and/or coaches immediately following games. Coach Walden and select players will be available in the press conference following games.

INTERVIEW REQUESTS

All interview requests must be made at least 24 hours in advance and must be submitted to Drew Bonney at arbonney@utep.edu.



ALPHABETICAL ROSTER

NO.	NAME	POS	HT	WT	CL/EXP	HOMETOWN/PREVIOUS SCHOOL	NO.	NAME	POS	HT	WT	CL/EXP	HOMETOWN/PREVIOUS SCHOOL
86	Andrus, Jordan	TE	6-4	235	Fr./HS	Houston, Texas / Jack Yates HS	45	Lee, Justin	LB	6-1	225	Fr./HS	Round Rock, Texas / Round Rock HS
91	Arreola, Carlos	K	5-10	200	Jr./TR	El Paso, Texas / Clint HS/Sul Ross State	94	Leon, Jimmy	DL	6-4	240	Fr./HS	Tucson, Ariz. / Mica Mountain HS
32	Baldwin, Elijah	DL	6-7	230	R-Fr./RS	San Antonio, Texas / John Jay HS	9	Locklear, Skyler	QB	5-11	195	R-Jr./1L	Clayton, N.C. / Austin Peay
5	Barnes, Solo	S	6-3	205	Sr./TR	New Orleans, La. / Fayetteville State	15	Lowe, Kode	S	6-1	225	R-Jr./TR	Coleman, Fla. / West Florida
20	Bell, Josh	RB	5-9	180	Fr./HS	Dallas, Texas / Eules Trinity HS	81	Matamoros, Luka	TE	6-5	275	R-Fr./RS	Pflugerville, Texas / Hendrickson HS
14	Biddle, Chace	S	6-0	205	Jr./TR	Garland, Texas / Trinity Valley CC	55	McCarter, Allan	DL	6-4	270	R-Fr./RS	Manvel, Texas / Manvel HS
9	Blocker, Marcell	CB	6-3	190	Sr./TR	Miami, Fla. / Florida Memorial	11	McConnell, Cade	QB	6-1	195	R-Sr./2L	Long Beach, Calif. / Cerritos College
42	Botsford, Noah	K/P	6-3	200	Jr./TR	Fort Lauderdale, Fla. / Valdosta State	22	McCoy, Elijah	RB	5-9	190	Fr./HS	Midland, Texas / Midland HS
36	Bowen, Kane	LB	6-2	215	Fr./HS	Sherman, Texas / Sherman HS	72	McDuffie III, Tyrone D.	OL	6-4	315	R-So./0L	El Paso, Texas / Parkland HS
97	Bowman, Joe	K	6-0	185	R-Sr./1L	Carlsbad, Calif. / SEMO	23	Meadows, Trace	LB	6-0	210	R-Fr./RS	College Station, Texas / A&M Consolidated
3	Bowser, Shakaun	DL	6-5	255	Jr./TR	Mesa, Ariz. / Garden City CC	7	Nelson, Malachi	QB	6-3	193	R-So./TR	Los Alamitos, Calif. / Boise State
83	Bradford, Ryland	MB	5-11	180	Fr./HS	Abilene, Texas / Abilene HS	0	Nickelberry, Ashton	WR	5-10	181	R-Sr./1L	Brandon, Miss. / Brandon HS / Austin Peay
17	Brown, Jaylan	WR	6-1	185	R-Fr./TR	Nacogdoches, Texas / Michigan State	6	Odom, Kenny	WR	5-10	170	R-Jr./1L	Savannah, Ga. / Austin Peay
29	Brown-Turner, Dylan	LB	6-1	210	R-So./RS	Dallas, Texas / Florida State	50	Parrish, Leander	DL	6-3	240	Fr./HS	Mesquite, Texas / Rockwall HS
41	Brunswick II, Vashon	LB	6-1	215	Fr./HS	Garland, Texas / Sachse HS	71	Perkins, Preston	OL	6-6	270	Fr./HS	Austin, Texas / Austin HS
11	Burns, Derek	DL	6-5	254	R-Jr./TR	Dallas, Texas / NM State	84	Rhone, Aramoni	WR	6-5	195	R-Jr./TR	Orlando, Fla. / UABP
75	Camacho Jr., Juan	OL	6-6	285	R-Sr./1L	El Paso, Texas / Bowie HS	62	Riggs, Jake	OL	6-3	295	R-Fr./RS	Murfreesboro, Tenn. / Oakland HS
4	Campbell, Neil	CB	5-11	205	Gr./TR	Chicago, Ill. / Indiana Wesleyan	73	Roberts, Tyler	OL	6-8	314	Fr./HS	Argyle, Texas / Argyle HS
18	Campbell, Rafeald	WR	5-11	175	R-Fr./RS	Arlington, Texas / Arlington Bowie HS	52	Robinson, Machi	DL	6-2	290	Jr./TR	Hayward, Calif. / San Jose City College
4	Cheeks, Cash	TE	6-7	225	Jr./TR	Colorado Springs, Colo. / Northern Colorado	66	Robinson, Mark	OL	6-5	320	So./TR	Altamonte Springs, Fla. / Southeastern
87	Cleaver, Jackson	K/P	6-1	205	R-So./TR	Tigard, Ore. / Eastern Washington	1	Rudolph, Joshua	LB	5-11	230	Sr./TR	Montgomery, Ala. / Indiana
90	Coker, Ashton	DT	6-2	290	So./1L	Katy, Texas / Katy Taylor HS	22	Russell, Lantz	S	6-3	210	R-Sr./2L	Riverside, Calif. / Mt. SAC
18	Content, Justin	CB	6-1	185	So./1L	Hoschton, Ga. / Mill Creek HS	89	Schuchts, Josh	WR	6-3	210	R-Fr./RS	Tallahassee, Fla. / North Florida Christian HS
33	Cragun, Tanner	K	6-2	195	R-So./TR	Frisco, Texas / Wakeland HS / Utah State	92	Scott, Tyler	DL	6-1	315	Sr./TR	Jackson, Ga. / Kennesaw State
48	Davey, Micah	LB	6-2	235	R-Sr./TR	Baton Rouge, La. / McNeese State	8	Shufflet, Stratton	LB	6-2	230	So./1L	Rio Rancho, N.M. / Cleveland HS
23	Davis Jr., Wondame	WR	6-1	180	R-Fr./RS	Ennis, Texas / Ennis HS	24	Simon, CJ	WR	6-0	165	Fr./HS	Tuttle, Okla. / Tuttle HS
76	De La Cruz, Diego	OL	6-4	300	Fr./HS	Monterrey, Mex. / St. Joseph's Brownsville HS	78	Slaton, Ryder	OL	6-7	280	Fr./HS	Melissa, Texas / Melissa HS
1	Emory, Ashton	RB	5-11	203	R-Fr./RS	Dallas, Texas / Rockwall HS	3	Smith, Jaden	WR	5-10	195	R-Sr./1L	Atlanta, Ga. / Eastern Kentucky
53	Escobar, Ivan	OL	6-2	305	R-Sr./2L	El Paso, Texas / Montwood HS / NM State	40	Smith, Jaxon	TE	6-7	225	Fr./HS	Prague, Okla. / Prague HS
0	Ezeani, Udoka	Bandit	6-1	216	R-Sr./TR	Richmond, Texas / Boise State	8	Smith, Shay	QB	6-2	215	R-Fr./RS	El Paso, Texas / Franklin HS
82	Ezinwa, Judah	TE	6-3	235	R-Jr./1L	Fontana, Calif. / Mt. SAC	2	Smith, Xavier	S	6-0	195	R-Jr./1L	Atlanta, Ga. / Austin Peay
26	Fanfro, Darien	CB	6-2	175	Fr./HS	Killeen, Texas / North Side HS	20	Stewart, Grant	S	5-10	188	Fr./HS	Houston, Texas / Manvel HS
96	Farmer, Kelton	DL	6-4	290	Jr./TR	Evansville, Ind. / Kentucky Wesleyan	47	Szczesniak, Alex	TE	6-2	220	R-So./RS	Orland Park, Ill. / Iowa Western
16	Ferguson, Mason	WR	6-0	185	R-Fr./TR	Fort Worth, Texas / North Texas	15	Tate, Trevon	WR	6-0	180	R-Sr./TR	Erie, Pa. / Clarion
44	Fisher, Oryend	DL	6-6	225	R-So./TR	Georgetown, Ky. / West Virginia	6	Taylor, Ekow	Bandit	6-5	220	So./1L	Bronx, N.Y. / Fossil Ridge HS
37	Frilot, Jamal	Bandit	6-3	230	Fr./HS	Houston, Texas / Dekaney HS	21	Taylor, Marquez	RB	5-11	171	R-So./RS	McKenzie, Tenn. / Austin Peay
30	Gant, Allen	S	6-0	190	Fr./HS	Lubbock, Texas / Lubbock Coronado HS	35	Taylor-Barrocks, Kofi	Bandit	6-3	230	R-So./RS	London, England / Colorado
88	Goins Jr., Toric	WR	6-2	180	R-Fr./TR	Freeport, Texas / Trinity Valley CC	5	Thomas, Kam	MB	5-9	184	R-Sr./1L	Birmingham, Ala. / Austin Peay
16	Green, Yessman	CB	6-2	180	R-Sr./RS	Mobile, Ala. / Jacksonville HS / Jax State	12	Thompson, Donte	Spur	5-11	175	R-Sr./TR	Pensacola, Fla. / Texas State
98	Guerra, Nico	DL	6-5	245	Jr./TR	Rancho Cucamonga, Calif. / Chaffey College	13	Tillman, TJ	CB	6-0	165	Fr./HS	Amarillo, Texas / Tascosa HS
24	Guerrero, Jaime	S	6-1	185	R-Jr./1L	El Paso, Texas / Eastlake HS	58	Toney, Jaquan	OL	6-4	285	R-Sr./2L	Huntsville, Ala. / NE Mississippi CC
99	Gustafson, Cole	DL	6-4	279	Sr./TR	Rocklin, Calif. / FIU	2	Torres, Marcus	WR	5-10	175	R-Fr./RS	El Paso, Texas / Pebble Hills
19	Hall, Ashaad	DL	6-4	235	Sr./TR	St. Petersburg, Fla. / South Carolina State	79	Utley, Jake	OL	6-6	315	R-So./1L	College Station, Texas / College Station HS
39	Hancock, Josh	LS	5-9	185	R-Sr./2L	Corpus Christi, Texas / Coastal Christian Homeschool	27	Walker, Caleb	S	5-10	175	Gr./TR	Tampa, Fla. / St. Thomas University
34	Harrelson, Cam	S	6-0	165	R-Fr./RS	El Paso, Texas / Montwood HS	10	Warner, Chad	QB	6-2	195	Fr./HS	Cibolo, Texas / Cibolo Steele HS
26	Harris, Caden	WR	5-10	170	R-So./1L	Round Rock, Texas / Stony Point HS	42	Weber, Will	DL	6-4	255	R-Jr./TR	San Jose, Calif. / San Jose City College
43	Hawkins, Garrett	LB	6-3	227	Jr./TR	Sevierville, Tenn. / Austin Peay	28	Wilkins, Erion	CB	6-2	170	Fr./HS	Houston, Texas / Atascocita HS
45	Hay, Rio	LS	6-1	232	R-Fr./TR	Dripping Springs, Texas / Arkansas-Pine Bluff	17	Williams, Darnell	S	5-11	180	Fr./HS	Texarkana, Texas / Texas HS
13	Henry, Nik	WR	5-10	155	Fr./HS	Seguin, Texas / Seguin HS	69	Williams, James	OL	6-3	325	So./TR	Moore, Okla. / Northeastern Oklahoma A&M
25	Hill, Zo	WR	5-11	165	Fr./HS	Denton, Texas / Denton Ryan HS	19	Willis III, Eric	WR	5-8	160	Sr./TR	Collingdale, Pa. / California (PA)
70	Huber, Maddox	OL	6-7	300	Fr./HS	Hamshire, Texas / Hamshire-Fannett HS	31	Wilson, David	DB	6-2	177	R-Fr./TR	Frisco, Texas / Reedly College
60	Immediato, Joseph	OL	6-4	318	R-Sr./3L	El Paso, Texas / Eastwood HS	14	Wilson, Hahsaun	RB	5-11	190	R-Sr./TR	Florence, S.C. / Charlotte
7	Johnson, KD	DT	6-1	275	5th/2L	Houston, Texas / Kilgore College	10	Wilson, Jayden	LB	6-1	218	Jr./TR	El Paso, Texas / Austin HS / New Mexico
33	Jones, Josiah	S	6-2	185	Fr./HS	Chicago, Ill. / Crosby HS	25	Wilson, Royce	Bandit	6-3	220	Fr./HS	Houston, Texas / Fort Bend Willowridge HS
21	Jones, Tyler	S	6-0	200	R-Sr./TR	Orlando, Fla. / Tennessee State	46	Windfont, Copelin	LB	6-0	220	Fr./HS	Barrett Station, Texas / Crosby HS
65	Lafferty, Dennis	OL	6-7	320	R-Fr./TR	Norman, Okla. / NE Oklahoma A&M	57	Wydra, Craig	OL	6-4	305	R-Fr./RS	El Paso, Texas / Andress HS

COACHING STAFF

Scotty Walden – Head Coach (Second Season)

Mark Cala – Offensive Coordinator

Bobby Daly – Defensive Coordinator

Ryan Stanchek – Co-Offensive Coordinator/OL

Joe Pappalardo – Wefense Coor./Miner Backs/Inside WR/Pass Game Coor.

Kelvin Sigler – Co-Defensive Coor./Safeties

Aaron Foster – Cornerbacks/Defensive Pass Game Coordinator

Chris Jones – Defensive Line/Defensive Run Game Coordinator

Seth McDonald – Bandits/Co-Wefense Coor./Def. Recruiting Coor.

Jourdan McNeill – Running Backs/Offensive Recruiting Coordinator

Joshua Eargle – Tight Ends/Offensive Run Game Coordinator

Kyle Beyer – Spurs

John Cotton – Kickers/Punters/Snappers/Lead Offensive Analyst

Brandon Butcher – Linebackers

Desmond Lindsey – Outside Wide Receivers

Miguel Avina – Quarterbacks

Kade Glenn – Assistant Defensive Backs

PRONUNCIATIONS

Jordan ANDRUS	An-Drus	Luka MATAMOROS	MAH-tah-MORE-os
Carlos ARREOLA	Are-E-ola	MALACHI Nelson	Mal-ah-Kai
CHASE Biddle	Chase	ARAMONI Rhone	Are-Money
VASHON Brunswick	Vuh-Shawn	Josh SCHUCHTS	Shoots
RAFEALD Campbell	RAH-fay-eld	XAVIER Smith	EX-zay-veer
Justin CONTENT	CON-tent	Alex SZCZESNIAK	Says-Knee-Ak
WONDAME Davis Jr.	WHAN-duh-ME	EKOW Taylor	ECHO
UDOKA EZEANI	U-Doe-kuh E-Zani	KOFI Taylor-Barrocks	KO-FEE
ORYEND Fisher	Or-ion	Craig WYDRA	WHY-druh
Diego FRAUSTO	Frah-oo-stow		
Jamal FRILOT	Free-low		
YESSMAN Green	YEZZ-men		
Nico GUERRA	GUE-ruh		
Cole GUSTAFSON	Gus-Tuff-son		
Maddox HUBER	Hue-ber		
Joseph IMMEDIATO	E-me-d-auto		
KODE Lowe	Ko-dee		



NUMERICAL ROSTER

NO.	NAME	POS	HT	WT	CL/EXP	HOMETOWN/PREVIOUS SCHOOL	NO.	NAME	POS	HT	WT	CL/EXP	HOMETOWN/PREVIOUS SCHOOL
0	Ezeani, Udoka	Bandit	6-1	216	R-Sr./TR	Richmond, Texas / Boise State	30	Gant, Allen	S	6-0	190	Fr./HS	Lubbock, Texas / Lubbock Coronado HS
0	Nickelberry, Ashton	WR	5-10	181	R-Sr./1L	Brandon, Miss. / Brandon HS / Austin Peay	31	Wilson, David	DB	6-2	177	R-Fr./TR	Frisco, Texas / Reedy College
1	Emory, Ashten	RB	5-11	203	R-Fr./RS	Dallas, Texas / Rockwall HS	32	Baldwin, Elijah	DL	6-7	230	R-Fr./RS	San Antonio, Texas / John Jay HS
1	Rudolph, Joshua	LB	5-11	230	Sr./TR	Montgomery, Ala. / Indiana	33	Cragun, Tanner	K	6-2	195	R-So./TR	Frisco, Texas / Wakeland HS / Utah State
2	Smith, Xavier	S	6-0	195	R-Jr./1L	Atlanta, Ga. / Austin Peay	33	Jones, Josiah	S	6-2	185	Fr./HS	Chicago, Ill. / Crosby HS
2	Torres, Marcus	WR	5-10	175	R-Fr./RS	El Paso, Texas / Pebble Hills	34	Harrelson, Cam	S	6-0	165	R-Fr./RS	El Paso, Texas / Montwood HS
3	Bowser, Shakaun	DL	6-5	255	Jr./TR	Mesa, Ariz. / Garden City CC	35	Taylor-Barrocks, Kofi	Bandit	6-3	230	R-So./RS	London, England / Colorado
3	Smith, Jaden	WR	5-10	195	R-Sr./1L	Atlanta, Ga. / Eastern Kentucky	36	Bowen, Kane	LB	6-2	215	Fr./HS	Sherman, Texas / Sherman HS
4	Campbell, Neil	CB	5-11	205	Gr./TR	Chicago, Ill. / Indiana Wesleyan	37	Friol, Jamal	Bandit	6-3	230	Fr./HS	Houston, Texas / Dekaney HS
4	Cheeks, Cash	TE	6-7	225	Jr./TR	Colorado Springs, Colo. / Northern Colorado	39	Hancock, Josh	LS	5-9	185	R-Sr./2L	Corpus Christi, Texas / Coastal Christian Homeschool
5	Barnes, Solo	S	6-3	205	Sr./TR	New Orleans, La. / Fayetteville State	40	Smith, Jaxon	TE	6-7	225	Fr./HS	Prague, Okla. / Prague HS
5	Thomas, Kam	MB	5-9	184	R-Sr./1L	Birmingham, Ala. / Austin Peay	41	Brunswick II, Vashon	LB	6-1	215	Fr./HS	Garland, Texas / Sachse HS
6	Odom, Kenny	WR	5-10	170	R-Jr./1L	Savannah, Ga. / Austin Peay	42	Botsford, Noah	K/P	6-3	200	Jr./TR	Fort Lauderdale, Fla. / Valdosta State
6	Taylor, Ekow	Bandit	6-5	220	So./1L	Bronx, N.Y. / Fossil Ridge HS	42	Weber, Will	DL	6-4	255	R-Jr./TR	San Jose, Calif. / San Jose City College
7	Johnson, KD	DT	6-1	275	5th/2L	Houston, Texas / Kilgore College	43	Hawkins, Garrett	LB	6-3	227	Jr./TR	Sevierville, Tenn. / Austin Peay
7	Nelson, Malachi	QB	6-3	193	R-So./TR	Los Alamitos, Calif. / Boise State	44	Fisher, Oryend	DL	6-6	225	R-So./TR	Georgetown, Ky. / West Virginia
8	Shufelt, Stratton	LB	6-2	230	So./1L	Rio Rancho, N.M. / Cleveland HS	45	Hay, Rio	LS	6-1	232	R-Fr./TR	Dripping Springs, Texas / Arkansas-Pine Bluff
8	Smith, Shay	QB	6-2	215	R-Fr./RS	El Paso, Texas / Franklin HS	46	Lee, Justin	LB	6-1	225	Fr./HS	Round Rock, Texas / Round Rock HS
9	Blocker, Marcell	CB	6-3	190	Sr./TR	Miami, Fla. / Florida Memorial	46	Windfont, Copelin	LB	6-0	220	Fr./HS	Barrett Station, Texas / Crosby HS
9	Locklear, Skyler	QB	5-11	195	R-Jr./1L	Clayton, N.C. / Austin Peay	47	Szczesniak, Alex	TE	6-2	220	R-So./RS	Orland Park, Ill. / Iowa Western
10	Warner, Chad	QB	6-2	195	Fr./HS	Cibola, Texas / Cibola Steele HS	48	Davey, Micah	LB	6-2	235	R-So./TR	Baton Rouge, La. / McNeese State
10	Wilson, Jayden	LB	6-1	218	Jr./TR	El Paso, Texas / Austin HS / New Mexico	50	Parrish, Leander	DL	6-3	240	Fr./HS	Mesquite, Texas / Rockwall HS
11	Burns, Derek	DL	6-5	254	R-Jr./TR	Dallas, Texas / NM State	52	Robinson, Machi	DL	6-2	290	Jr./TR	Hayward, Calif. / San Jose City College
11	McConnell, Cade	QB	6-1	195	R-Sr./2L	Long Beach, Calif. / Cerritos College	53	Escobar, Ivan	OL	6-2	305	R-Sr./2L	El Paso, Texas / Montwood HS / NM State
12	Thompson, Donte	Spur	5-11	175	R-Sr./TR	Pensacola, Fla. / Texas State	55	McCarter, Allan	DL	6-4	270	R-Fr./RS	Manvel, Texas / Manvel HS
13	Henry, Nik	WR	5-10	155	Fr./HS	Seguin, Texas / Seguin HS	57	Wydra, Craig	OL	6-4	305	R-Fr./RS	El Paso, Texas / Address HS
13	Tillman, TJ	CB	6-0	165	Fr./HS	Amarillo, Texas / Tascosa HS	58	Toney, Jaquan	OL	6-4	285	R-Sr./2L	Huntsville, Ala. / NE Mississippi CC
14	Biddle, Chace	S	6-0	205	Jr./TR	Garland, Texas / Trinity Valley CC	60	Immediato, Joseph	OL	6-4	318	R-Sr./3L	El Paso, Texas / Eastwood HS
14	Wilson, Hahsaun	RB	5-11	190	R-Sr./TR	Florence, S.C. / Charlotte	62	Riggs, Jake	OL	6-3	295	R-Fr./RS	Murfreesboro, Tenn. / Oakland HS
15	Lowe, Kode	S	6-1	225	R-Jr./TR	Coleman, Fla. / West Florida	65	Lafferty, Dennis	OL	6-7	320	R-Fr./TR	Norman, Okla. / NE Oklahoma A&M
15	Tate, Trevon	WR	6-0	180	R-Sr./TR	Erie, Pa. / Clarion	66	Robinson, Mark	OL	6-5	320	So./TR	Altamonte Springs, Fla. / Southeastern
16	Ferguson, Mason	WR	6-0	185	R-Fr./TR	Fort Worth, Texas / North Texas	69	Williams, James	OL	6-3	325	So./TR	Moore, Okla. / Northeastern Oklahoma A&M
16	Green, Yessman	CB	6-2	180	R-Sr./RS	Mobile, Ala. / Jacksonville HS / Jax State	70	Huber, Maddox	OL	6-7	300	Fr./HS	Hamshire, Texas / Hamshire-Fannett HS
17	Brown, Jaylan	WR	6-1	185	R-Fr./TR	Nacogdoches, Texas / Michigan State	71	Perkins, Preston	OL	6-6	270	Fr./HS	Austin, Texas / Austin HS
17	Williams, Darnell	S	5-11	180	Fr./HS	Texarkana, Texas / Texas HS	72	McDuffie III, Tyrone D.	OL	6-4	315	R-So./OL	El Paso, Texas / Parkland HS
18	Campbell, Rafeald	WR	5-11	175	R-Fr./RS	Arlington, Texas / Arlington Bowie HS	73	Roberts, Tyler	OL	6-8	314	Fr./HS	Argyle, Texas / Argyle HS
18	Content, Justin	CB	6-1	185	So./1L	Hoschton, Ga. / Mill Creek HS	75	Camacho Jr., Juan	OL	6-6	285	R-Sr./1L	El Paso, Texas / Bowie HS
19	Hall, Ashaad	DL	6-4	235	Sr./TR	St. Petersburg, Fla. / South Carolina State	76	De La Cruz, Diego	OL	6-4	300	Fr./HS	Monterrey, Mex. / St. Joseph's Brownsville HS
19	Willis III, Eric	WR	5-8	160	Sr./TR	Collingdale, Pa. / California (PA)	78	Slaton, Ryder	OL	6-7	280	Fr./HS	Melissa, Texas / Melissa HS
20	Bell, Josh	RB	5-9	180	Fr./HS	Dallas, Texas / Eules Trinity HS	79	Utley, Jake	OL	6-6	315	R-So./1L	College Station, Texas / College Station HS
20	Stewart, Grant	S	5-10	188	Fr./HS	Houston, Texas / Manvel HS	81	Matamoros, Luka	TE	6-5	275	R-Fr./RS	Pflugerville, Texas / Hendrickson HS
21	Jones, Tyler	S	6-0	200	R-Sr./TR	Orlando, Fla. / Tennessee State	82	Ezinwa, Judah	TE	6-3	235	R-Jr./1L	Fontana, Calif. / Mt. SAC
21	Taylor, Marquez	RB	5-11	171	R-So./RS	McKenzie, Tenn. / Austin Peay	83	Bradford, Ryland	MB	5-11	180	Fr./HS	Abilene, Texas / Abilene HS
22	McCoy, Elijah	RB	5-9	190	Fr./HS	Midland, Texas / Midland HS	84	Rhone, Aramoni	WR	6-5	195	R-Jr./TR	Orlando, Fla. / UAPB
22	Russell, Lantz	S	6-3	210	R-Sr./2L	Riverside, Calif. / Mt. SAC	86	Andrus, Jordan	TE	6-4	235	Fr./HS	Houston, Texas / Jack Yates HS
23	Davis Jr., Wondame	WR	6-1	180	R-Fr./RS	Ennis, Texas / Ennis HS	87	Cleaver, Jackson	K/P	6-1	205	R-Sr./TR	Tigard, Ore. / Eastern Washington
23	Meadows, Trace	LB	6-0	210	R-Fr./RS	College Station, Texas / A&M Consolidated	88	Goins Jr., Toric	WR	6-2	180	R-Fr./TR	Freeport, Texas / Trinity Valley CC
24	Guerrero, Jaime	S	6-1	185	R-Jr./1L	El Paso, Texas / Eastlake HS	89	Schuchts, Josh	WR	6-3	210	R-Fr./RS	Tallahassee, Fla. / North Florida Christian HS
24	Simon, CJ	WR	6-0	165	Fr./HS	Tuttle, Okla. / Tuttle HS	90	Coker, Ashton	DT	6-2	290	So./1L	Katy, Texas / Katy Taylor HS
25	Hill, Zo	WR	5-11	165	Fr./HS	Denton, Texas / Denton Ryan HS	91	Arreola, Carlos	K	5-10	200	Jr./TR	El Paso, Texas / Clint HS / Sul Ross State
25	Wilson, Royce	Bandit	6-3	220	Fr./HS	Houston, Texas / Fort Bend Willowridge HS	92	Scott, Tyler	DL	6-1	315	Sr./TR	Jackson, Ga. / Kennesaw State
26	Fantroy, Darien	CB	6-2	175	Fr./HS	Killeen, Texas / North Side HS	94	Leon, Jimmy	DL	6-4	240	Fr./HS	Tucson, Ariz. / Mica Mountain HS
26	Harris, Caden	WR	5-10	170	R-So./1L	Round Rock, Texas / Stony Point HS	96	Farmer, Kelton	DL	6-4	290	Jr./TR	Evansville, Ind. / Kentucky Wesleyan
27	Walker, Caleb	S	5-10	175	Gr./TR	Tampa, Fla. / St. Thomas University	97	Bowman, Joe	K	6-0	185	R-Sr./1L	Carlsbad, Calif. / SEMO
28	Wilkins, Erion	CB	6-2	170	Fr./HS	Houston, Texas / Atascocita HS	98	Guerra, Nico	DL	6-5	245	Jr./TR	Rancho Cucamonga, Calif. / Chaffey College
29	Brown-Turner, Dylan	LB	6-1	210	R-So./RS	Dallas, Texas / Florida State	99	Gustafson, Cole	DL	6-4	279	Sr./TR	Rocklin, Calif. / FIU

COACHING STAFF

Scotty Walden – Head Coach (Second Season)
Mark Cala – Offensive Coordinator
Bobby Daly – Defensive Coordinator
Ryan Stancheck – Co-Offensive Coordinator/OL
Joe Pappalardo – Wefense Coord./Miner Backs/Inside WR/Pass Game Coord.
Kelvin Sigler – Co-Defensive Coord./Safeties
Aaron Foster – Cornerbacks/Defensive Pass Game Coordinator
Chris Jones – Defensive Line/Defensive Run Game Coordinator
Seth McDonald – Bandits/Co-Wefense Coord./Def. Recruiting Coord.
Jourdan McNeill – Running Backs/Offensive Recruiting Coordinator
Joshua Eargle – Tight Ends/Offensive Run Game Coordinator
Kyle Beyer – Spurs
John Cotton – Kickers/Punters/Snappers/Lead Offensive Analyst
Brandon Butcher – Linebackers
Desmond Lindsey – Outside Wide Receivers
Miguel Avina – Quarterbacks
Kade Glenn – Assistant Defensive Backs

PRONUNCIATIONS

Jordan ANDRUS	An-Drus	Luka MATAMOROS	MAH-tah-MORE-os
Carlos ARREOLA	Are-E-ola	MALACHI Nelson	Mal-ah-Kai
CHACE Biddle	Chase	ARAMONI Rhone	Are-Money
VASHON Brunswick	Vuh-Shawn	Josh SCHUCHTS	Shoots
RAFEALD Campbell	RAH-fay-eld	XAVIER Smith	EX-zay-veer
Justin CONTENT	CON-tent	Alex SZCZESNIAK	Says-Knee-Ak
WONDAME Davis Jr.	WHAN-duh-ME	EKOW Taylor	ECHO
UDOKA EZEANI	U-Doe-kuh E-Zani	KOFI Taylor-Barrocks	KO-FEE
ORYEND Fisher	Or-ion	Craig WYDRA	WHY-druh
Diego FRAUSTO	Frah-oo-stow		
Jamal FRILOT	Free-low		
YESSMAN Green	YEZZ-men		
Nico GUERRA	GUE-ruh		
Cole GUSTAFSON	Gus-Tuff-son		
Maddox HUBER	Hue-ber		
Joseph IMMEDIATO	E-me-d-auto		
KODE Lowe	Ko-dee		



UTEP DEPTH CHART

GAME: 9 (vs. Jax State)

BLUE BLAZE OFFENSE

LT	66	Mark Robinson	6-5	320	So.	TR	Altamonte Springs, Fla.	(Southeastern)	8 Career Starts (8 app.)
	65	Dennis Lafferty	6-7	320	R-Fr.	TR	Norman, Okla.	(NE Oklahoma A&M)	0 Career Starts (1 app.)
LG	69	James Williams	6-3	325	So.	TR	Moore, Okla.	(NE Oklahoma A&M)	8 Career Starts (8 app.)
	58	Jaquan Toney	6-4	285	R-Jr.	RS	Huntsville, Ala.	(NE Mississippi CC)	6 Career Starts (13 app.)
C	53	Ivan Escobar	6-2	305	R-Sr.	2L	El Paso, Texas	(NM State)	19 Career Starts (30 app.)
	62	Jake Riggs	6-3	295	R-Fr.	RS	Murfreesboro, Tenn.	(Oakland HS)	0 Career Starts (2 app.)
RG	60	Joseph Immediato	6-4	318	R-Sr.	3L	El Paso, Texas	(Eastwood HS)	10 Career Starts (28 app.)
	72	Tyrone D. McDuffie III	6-4	315	R-So.	0L	El Paso, Texas	(Parkland HS)	1 Career Starts (6 app.)
RT	79	Jake Utley	6-6	315	R-So.	1L	College Station, Texas	(College Station HS)	6 Career Starts (14 app.)
	75	Juan Camacho Jr.	6-6	285	R-Sr.	1L	El Paso, Texas	(Bowie HS)	1 Career Starts (20 app.)
TE	89	Josh Schuchts	6-3	210	R-Fr.	RS	Tallahassee, Fla.	(North Florida Christian HS)	3 Career Starts (4 app.)
	86	Jordan Andrus	6-4	235	Fr.	HS	Houston, Texas	(Jack Yates HS)	0 Career Starts (0 app.)
-or-	47	Alex Szczesniak	6-2	220	R-So.	RS	Orland Park, Ill.	(Iowa Western)	0 Career Starts (8 app.)
WR^x	19	Eric Willis III	5-8	160	Sr.	TR	Collingdale, Pa.	(California [PA])	6 Career Starts (8 app.)
	17	Jaylan Brown	6-1	185	R-Fr.	TR	Nacogdoches, Texas	(Michigan State)	1 Career Starts (6 app.)
WRST	6	Kenny Odum	5-10	170	R-Jr.	1L	Savannah, Ga.	(Austin Peay)	17 Career Starts (19 app.)
	15	Trevon Tate	6-0	180	R-Sr.	TR	Erie, Pa.	(Clarion)	2 Career Starts (8 app.)
WR²	23	Wondame Davis Jr.	6-1	180	R-Fr.	RS	Ennis, Texas	(Ennis HS)	4 Career Starts (7 app.)
	88	Toric Goins Jr.	6-2	180	R-Fr.	TR	Freeport, Texas	(Trinity Valley CC)	3 Career Starts (7 app.)
RB	14	Hahsaun Wilson	5-11	190	R-Sr.	TR	Houston, S.C.	(Charlotte)	3 Career Starts (8 app.)
-or-	1	Ashten Emory	5-11	203	R-Fr.	RS	Dallas, Texas	(Rockwall HS)	4 Career Starts (11 app.)
QB	9	Skyler Locklear	5-11	195	R-Jr.	1L	Clayton, N.C.	(Austin Peay)	12 Career Starts (15 app.)
-or-	7	Malachi Nelson	6-3	193	R-So.	TR	Los Alamitos, Calif.	(Boise State)	5 Career Starts (6 app.)

ORANGE SWARM DEFENSE

DE	19	Ashaad Hall	6-4	235	Sr.	TR	St. Petersburg, Fla.	(South Carolina State)	6 Career Starts (7 app.)
	3	Shakaun Bowser	6-5	255	Jr.	TR	Mesa, Ariz.	(Garden City CC)	0 Career Starts (7 app.)
NT	90	Ashton Coker	6-2	290	So.	1L	Kay, Texas	(Katy Taylor HS)	11 Career Starts (19 app.)
	92	Tyler Scott	6-1	315	Sr.	TR	Jackson, Ga.	(Kennesaw State)	1 Career Starts (8 app.)
DT	7	KD Johnson	6-1	275	5th	2L	Houston, Texas	(Kilgore College)	20 Career Starts (32 app.)
	99	Cole Gustafson	6-4	279	Sr.	TR	Rocklin, Calif.	(FLU)	2 Career Starts (8 app.)
DE^B	0	Udoka Ezeani	6-1	216	R-Sr.	TR	Richmond, Texas	(Boise State)	8 Career Starts (8 app.)
	32	Elijah Baldwin	6-2	230	R-Fr.	RS	San Antonio, Texas	(John Jay HS)	0 Career Starts (12 app.)
MIKE	48	Micah Davey	6-2	235	R-Sr.	TR	Baton Rouge, La.	(McNeese State)	8 Career Starts (8 app.)
	8	Stratton Shufelt	6-2	230	So.	1L	Rio Rancho, N.M.	(Cleveland HS)	1 Career Starts (9 app.)
SAM	10	Jayden Wilson	6-1	218	Jr.	TR	El Paso, Texas	(New Mexico)	5 Career Starts (8 app.)
	41	Vashon Brunswick II	6-1	215	Fr.	HS	Garland, Texas	(Sachse HS)	0 Career Starts (3 app.)
SPUR	12	Donte Thompson	5-11	175	R-Sr.	TR	Pensacola, Fla.	(Texas State)	4 Career Starts (7 app.)
	15	Kode Lowe	6-1	225	R-Jr.	TR	Coleman, Fla.	(West Florida)	3 Career Starts (8 app.)
CB	4	Neil Campbell	5-11	205	GS	TR	Chicago, Ill.	(Indiana Wesleyan)	8 Career Starts (8 app.)
	28	Erion Wilkins	6-2	170	Fr.	HS	Houston, Texas	(Atascocita HS)	0 Career Starts (3 app.)
SS	5	Solo Barnes	6-3	205	Sr.	TR	New Orleans, La.	(Fayetteville State)	8 Career Starts (8 app.)
	21	Tyler Jones	6-0	200	R-Sr.	TR	Orlando, Fla.	(Tennessee State)	0 Career Starts (5 app.)
FS	2	Xavier Smith	6-0	195	R-Jr.	1L	Atlanta, Ga.	(Austin Peay)	18 Career Starts (20 app.)
	16	Yessman Green	6-2	180	R-Sr.	RS	Mobile, Ala.	(Jax State)	0 Career Starts (5 app.)
CB	9	Marcell Blocker	6-3	190	Sr.	TR	Miami, Fla.	(Florida Memorial)	1 Career Starts (6 app.)
-or-	18	Justin Content	6-1	185	So.	1L	Hoschton, Ga.	(Mill Creek HS)	11 Career Starts (17 app.)

WEFENSE UNIT

K	33	Tanner Cragun	6-2	195	R-So.	TR	Frisco, Texas	(Utah State)	3 Career Appearances
	91	Carlos Arreola	5-10	200	Jr.	TR	El Paso, Texas	(Sul Ross State)	7 Career Appearances
-or-	97	Joe Bowman	6-0	185	R-Sr.	1L	Carlsbad, Calif.	(SEMO)	7 Career Appearances
P	42	Noah Botsford	6-3	200	Jr.	TR	Fort Lauderdale, Fla.	(Valdosta State)	8 Career Appearances
	87	Jackson Cleaver	6-1	205	R-Sr.	TR	Tigard, Ore.	(Eastern Washington)	6 Career Appearances
LS	39	Josh Hancock	5-9	185	R-Sr.	2L	Corpus Christie, Texas	(Coastal Christian Home School)	23 Career Appearances
	45	Rio Hay	6-1	232	R-Fr.	TR	Dripping Springs, Texas	(UAPB)	0 Career Appearances
H	42	Noah Botsford	6-3	200	Jr.	TR	Fort Lauderdale, Fla.	(Valdosta State)	8 Career Appearances
KR	23	Wondame Davis Jr.	6-1	180	R-Fr.	RS	Ennis, Texas	(Ennis HS)	7 Career Appearances
	19	Eric Willis III	5-8	160	Sr.	TR	Collingdale, Pa.	(California [PA])	8 Career Appearances
PR	19	Eric Willis III	5-8	160	Sr.	TR	Collingdale, Pa.	(California [PA])	8 Career Appearances



MINER NOTABLES

WHERE TO WATCH & LISTEN

The Miners and Gamecocks will be streamed on ESPN+ with Andy Morgan (play-by-play) and Ed Stansbury (analyst) in the booth. The action will be on 600 ESPN El Paso with "The Voice of the UTEP Miners" **Jon Teicher**, calling play-by-play in his 45th season. Teicher, who called his 500th game on Oct. 11, 2023, at FIU, is joined by former UTEP coach **Aaron Price** in the booth, providing analysis. El Paso native and long-running member of the local media, **Mando Medina**, will be reporting from the sidelines. The contest can also be heard on the UTEP Miners app.

SERIES VS. JAX STATE

The Gamecocks lead the all-time series 1-0. UTEP and Jax State first met on Aug. 26, 2023, in the season opener in Jacksonville, Ala., with the Gamecocks coming out on top 17-14. Jax State jumped out to a 10-0 lead; however, RB **Deion Hankins's** one-yard touchdown got the Miners within three points, but Malik Jackson's seven-yard score extended the score to 17-7 at the midway point of the third quarter. QB **Gavin Hardison** found WR **Kelly Akharaiyi** for a 32-yard touchdown pass to get within three points with just over 12 minutes to play in the game, but couldn't get any more points on the board.

ABOUT JAX STATE

The Gamecocks won their third straight game after rallying to defeat Middle Tennessee 24-21 on Oct. 29 in Murfreesboro, and improved to 4-0 in CUSA play and 5-3 overall. The nation's leading rusher, Cam Cook, gained 103 yards and scored his 11th rushing touchdown against the Blue Raiders. MTSU had leads of 14-7 and 21-17 before Cook's three-yard score gave JSU the go-ahead lead with 4:29 to play. Jax State opened the campaign with a 17-10 loss at UCF on Aug. 28, but bounced back to defeat Liberty 34-24 for its first league win in 2025. Jax State had two losses in a three-game stretch, falling at Georgia Southern 41-34 on Sept. 13, and at Southern Miss 42-25 on Sept. 27. The Gamecocks have reeled off four consecutive wins, winning at Sam Houston 29-27 on Oct. 9, defeating Delaware 38-25 on Oct. 15, and getting a 'W' at MTSU. Cook leads the nation with 1,052 yards on 181 carries (5.8 avg.) and 11 touchdowns. He's the only rusher to eclipse 1,000 yards so far, while his 131.5 yards per game is first in FBS. Jax State averages 29.9 points per game to go along with 409.0 total offense per game. The defense yields 25.9 points per game and gives up 379.6 yards per game. WR Brock Rechsteiner leads the team in receptions (25), receiving yards (305) and receiving touchdowns (four). QB Caden Creel is second on the team with 469 yards on the ground and has rushed for three touchdowns. Creel has also thrown for 525 yards (52-77) and three scores.

MORE ON THE 2005 SQUAD

Highlights from the 2005 season included a sweep of I-10 rivals NM State and New Mexico, a thrilling 44-41, double overtime win over Houston in UTEP's first-ever CUSA game at the Sun Bowl, and a 41-38 conquest of Tulsa, which finished first in CUSA's Western Division. The 2005 Miners were stellar in all facets, ranking ninth in the country in passing offense (300.6 ypg), 23rd in tackles for losses (7.3 avg.) and 24th in net punting (36.1 avg.).

COMMEMORATING THOMAS HOWARD

The Miners will wear a helmet sticker memorializing Howard, who passed away at the age of 30 in 2013, on Saturday.

2005 MEMBERS' RETURN

Over 30 members of the 2005 team, including head coach Mike Price, will be in the stadium and will be recognized on-field at Saturday's game. Expected to attend Saturday's game, listed alphabetically, are **Mike Aguayo, Tony Barnes, Troy Collavo, Chris Day, Sir James Delgado, Quintin Demps, Robby Felix, Daniel Garcia, Jose Garcia, Jacob Gonzales, Dawn Hearn (head trainer), Josh House, Jamar Hunt, Aaron King, Gabe Macias, Chris Marrow, Jason McQuay, Colby Meek, James Olalekan, Jordan Palmer, Aaron Price** (quarterbacks/kickers coach), **Mike Price** (head coach), **Reagan Schneider, Jake Sears, Ty Stout, David Sutton, Marcus Thomas, Bryant Tisdale, Jordan Tubig, Justin Watson** and **Kyle Wright**.

NOTES ON THE UTEP ATHLETICS HALL OF FAME CLASS OF '25

Emmitt Berry (track and field, 1975-78): was the 1976 NCAA Indoor champion. Berry was also a four-time Western Athletic Conference champion (weight throw indoors 1978, hammer outdoors 1976, 1977 & 1978). He was a member of five NCAA championship teams and eight WAC championship teams.

Randy Culpepper (men's basketball, 2007-11): racked up 2,338 points, making him the no. 2 scorer in the school record book. He was the 2010 Conference USA Player of the Year and the 2008 Conference USA Sixth Man of the Year. He is UTEP's all-time leader for three-point field goals made (318), and ranks second in field goals made (782) and fourth in free throws made (456).

Ja'Net Esparza (soccer, 1996-99): is one of two soccer players at the school to earn all-conference accolades in all four years. Esparza was first-team All-WAC in 1996, 1997 and 1999, while landing on the second team in 1998. She was also the 1996 WAC Mountain Division Freshman of the Year.

Thomas Howard (football, 2002-05): came to UTEP as a 190-pound walk-on defensive back, but developed into a 240-pound linebacker and was chosen by the Oakland Raiders in the second round of the 2006 NFL Draft. He posted 34 tackles for losses (fifth in school history) and 13.0 sacks (tied for 10th) in a Miner uniform. A three-year starter at UTEP, he played eight years in the NFL prior to his untimely passing at age 30.

Jordan Palmer (football, 2003-06): concluded his career as UTEP's record-holder in every passing and total offense category. He currently ranks no. 1 in passing efficiency (136.26), completion percentage (.596), and 300-yard passing games (16); he is no. 2 in total offense (11,041 yards), total offense yards per game (240.0), touchdowns responsible for (95), passing yards (11,084), passing yards per game (241.0) and touchdown passes (88).

RUNNING MAN

QB **Skyler Locklear** rushed for a career-high 77 yards on a career-most 23 attempts at Kennesaw State. Locklear has rushed for 183 yards in the last three games (61.0 avg.) after gaining 48 yards at Sam Houston and 58 the week prior against Liberty. Overall, Locklear has gained 226 yards on 48 attempts (4.7 avg.), ranking second on the team. Locklear is averaging 45.2 rushing yards per game.

DUAL THREAT

Skyler Locklear has done it with his feet and arm as the redshirt junior threw two touchdowns at Kennesaw State. It was the third time in his career that Locklear threw two or more touchdowns in a single game. He's thrown four touchdown passes in the last two games after tossing two at Sam Houston the week before. Locklear threw a career-high four touchdowns against KSU last season. Overall, Locklear has thrown for 560 yards on 49-of-81 passing (60.5 percent) with five touchdowns and four picks in five games played (three starts).

TOUCHDOWNS ACCOUNTED FOR

Skyler Locklear has accounted for eight touchdowns so far (5 TD passes, 3 TD rushes).

SCHUCHTS'S EMERGENCE

TE **Josh Schuchts** registered a career-high 41 yards on two catches with a touchdown at Kennesaw State. Schuchts hauled in a career-long 41-yard touchdown reception against the Owls to get the Miners on the board. Schuchts has hauled in 10 receptions for 84 yards and two touchdowns since playing in his first collegiate game action on Sept. 27, against LA Tech. Schuchts has started in three of four games played after missing all of 2024 and the first four games in 2025.



MINER NOTABLES

KENNY IS A CATCH

WR **Kenny Odom** leads CUSA in receptions per game (6.0) and is tied for second in the league lead with 42 receptions. Odom's team-high 418 receiving yards rank tied for eighth in CUSA. Odom is tied for third in the league with four touchdown receptions. Odom ranks tied for 19th in the nation in receptions per game. Odom hauled in a career-high 10 receptions at Sam Houston recently.

BIG PLAY WONDAME

WR **Wondame Davis Jr.** leads CUSA and ranks 11th in FBS, averaging 19.4 yards per reception. Davis Jr.'s three touchdown receptions rank tied for seventh in the conference. Overall, Davis Jr. has tallied 291 yards on only 15 receptions.

GO FOR DOS

UTEP has converted four two-point conversions, tying for first with four other teams (Baylor, Charlotte, Iowa State, UAB) in FBS. QB **Shay Smith** hooked up with WR **Josh Schuchts** on a two-point conversion against Liberty. Schuchts hauled one in from QB **Skyler Locklear** last week against LA Tech. QB **Cade McConnell** also found the end zone on the two-pointer, leaping over multiple defenders on a trick play against UT Martin. QB **Malachi Nelson** converted one on a pass to RB **Hahsaun Wilson** against ULM.

BALL SECURITY

UTEP has lost only three fumbles, ranking tied for 28th in FBS and tied first in Conference USA. The Miners have only combined for five total fumbles, ranking tied for ninth nationally.

BIG PLAYS FROM THE BLUE BLAZE

In the longest plays from scrimmage in Conference USA, UTEP ranks first in 90+ yard plays (1), 70+ yards (3), 60+ yards (4), 40+ yards (11) and 30+ yards (22).

THIRD-DOWN DEFENSE

UTEP ranks first in Conference USA and is ranked third in FBS in third-down conversion percentage defense (24.6, 29-of-118). The Miners only yielded 3-of-15 at Kennesaw State. Texas A&M leads the nation at 22.2 percent (22-99).

TOTAL DEFENSE

UTEP ranks first in CUSA and 55th nationally in total defense (350.9).

FIRST-DOWN DEFENSE

UTEP ranks second in CUSA and is tied for 40th nationally in first downs defense (154).

ORANGE SWARM SACK ATTACK

UTEP leads Conference USA and ranks tied for 38th in FBS with 20 sacks. The Miners' 2.5 sacks per game lead the conference and rank tied for 30th nationally.

TACKLING BEHIND THE LINE OF SCRIMMAGE

UTEP has tallied a Conference USA-best 62 tackles for loss. The Miners rank tied for 16th in FBS in total TFL. Its 7.8 TFL per game is also first in CUSA and ranks sixth in FBS. Oklahoma leads the nation in total TFL (97) and TFL per game (10.8). UTEP's 231 yards lost on the TFL ranks 24th in FBS.

PASSING DEFENSE

UTEP ranks second in Conference USA and 34th in FBS in passing defense (195.5).

#2 LUKE LAUFENBERG #LiveLikeLuke

The UTEP football team will continue to pay tribute to the late Luke Laufenberg throughout the 2025 season. Laufenberg passed away at the age of 21 on Thursday, Aug. 22, 2019 after battling cancer for two years. A tight end from Dallas, Texas, Laufenberg joined the Miners for 2019 spring ball after playing at Mesa Community College in 2017. UTEP players have worn black "LUKE" stickers on their helmets since the start of the 2019 season. Redshirt freshman and El Paso native WR Marcus Torres will wear his #2 Laufenberg jersey throughout the season. WR Justin Garrett was the first Miner to don the #2 jersey during the 2020 season and continued the trend in 2021. QB Gavin Hardison was the second Miner to don the #2 jersey (2022-23) and WR Javoni Gardere was the third (2024). Laufenberg played his senior season at Argyle Liberty Christian High School in Argyle, Texas, where he was named 2016 Offensive Newcomer of the Year and honorable mention All-District. He initially walked on at Texas A&M before continuing his football career at Mesa Community College, where he appeared in six games prior to being diagnosed with Burkitt lymphoma.



#3 TRENCH WARRIOR

The "Trench Warrior" is a single digit that is assigned to the most deserving D-Lineman. They are a leader, and they embody UTEP's culture on and off the field. It is something head coach Scotty Walden created to signify that wearing a single digit on the DL means you're a "bad dude." On Aug. 21, Walden announced that junior defensive lineman Shakaun Bowser will don the no. 3 number in 2025.



MINER NOTABLES

MOST IN A UTEP UNIFORM

LB **Micah Davey** amassed a season-high 17 tackles at Kennesaw State. It's the most Davey has notched in the Orange and Blue. Davey's collegiate career best is 21 (Nov. 18, 2023 at Lamar) while playing at McNeese State.

400-TACKLE CLUB

Micah Davey racked up 17 tackles at Kennesaw State, giving the linebacker 405 tackles in his collegiate career. Davey tallied 313 while playing at McNeese State in 29 career games (2022-24).

CUSA LEADING TACKLER

Micah Davey leads Conference USA and is tied fifth in FBS in total tackles (94). Davey ranks third in FBS in tackles per game (11.8). Davey totaled a season-most 17 tackles at Kennesaw State. He had 14 tackles at Sam Houston and 63 in his last five games (12.6 per game). Davey's 45 solo tackles lead CUSA and is tied for seventh in FBS. For his college career, Davey has amassed 405 tackles in 36 games (11.3 per game).

WILSON'S FIRST INT

LB **Jayden Wilson** registered his first collegiate interception at Kennesaw State.

MORE ON JAYDEN

Jayden Wilson has started the last five games since filling in for LB Joshua Ruldolph, who's out for the season. Wilson ranks second on the team and tied for seventh in CUSA with 62 tackles after tallying nine at KSU. Wilson also added his second forced fumble of the season. Wilson ranks tied for second in CUSA and is tied for the team lead with two forced fumbles.

KD, A FORCE INSIDE

DT **KD Johnson** has tallied 42 tackles, ranking sixth on the defense and 29th in CUSA. Johnson leads all CUSA interior defensive linemen in tackles. Johnson surpassed his season career best of 40 tackles in 2024. In 32 career games, Johnson has tallied 104 tackles at UTEP. He came to El Paso with 86 tackles in two seasons at Kilgore College (2021, 2022).

CONTENT ISLAND

CB **Justin Content** has impressed in his second season, starting in seven of eight games. Content tallied a career-high two pass breakups at Kennesaw State. He's tied for the team lead with four breakups and ranks tied for ninth in CUSA. Content has tallied 39 tackles (18 solo) with 3.0 tackles for loss, an interception and a quarterback hurry. He amassed a career-high 13 tackles and posted his first career INT against LA Tech earlier this season.

BOOTING BOTSFORD

P **Noah Botsford** ranks third in Conference USA, averaging 45.8 yards per game. Botsford has tallied 1,968 yards on 43 boots. Botsford has a long punt of 66 yards with 11 placed inside the 20 and 11 50+ yard punts. Botsford averaged 50.0 yards on three punts (150 yards) at Sam Houston. It was the second time this season that Botsford averaged 50.0 yards (vs. UT Martin). His 66-yard boot ties his career best.

MOST RUSHING TD'S BY A UTEP QB SINCE '23

Skyler Locklear rushed for a career-high two touchdowns (two yards, 15 yards). He was the first UTEP quarterback to do so in a single game since QB **Gavin Hardison** ran for a pair against UNLV on Sept. 23, 2023. He's the first UTEP QB to do it on the road since QB **Calvin Brownholtz** took two to the house on Dec. 11, 2020 (at North Texas).

RUNNING WILD

RB **Ashten Emory** rushed for a career-high 96 yards on a career-most 15 carries (6.4 avg.) and scored a touchdown on a career-long 34-yard breakaway run in UTEP's victory at Sam Houston. Emory totaled a career-best 118 all-purpose yards, adding two catches for a career-high 22 yards. Emory's previous high was 50 yards against LA Tech.

SEASON-HIGH 13 SOLO STOPS

Micah Davey was a one-man wrecking crew at Sam Houston after racking up 13 solo tackles of his 14 total. It's the most since joining the Miners and tied his collegiate career after registering 13 solo tackles against Houston Christian on Nov. 11, 2023, while playing at McNeese State. Overall, it's Davey's seventh career double-digit solo tackle effort.

EZEANI SECOND IN CUSA

Bandit **Udoka Ezeani** ranks tied for second in Conference USA and ranks tied for 33rd in FBS with 8.5 tackles for loss.

LEADER OF THE SACK

Udoka Ezeani leads UTEP with 4.0 sacks after posting a career-high 2.0 sacks against LA Tech. He also ranks second in CUSA in sacks and sacks per game (0.57). Texas Tech's David Bailey leads the nation in sacks (10.5) and sacks per game (1.5).

CAREER NIGHT FOR MALACHI

QB **Malachi Nelson** threw for a career-high 404 yards against ULM. Nelson completed 22 passes on a career-most 46 attempts to go along with a trio of touchdown passes. His 404-yard effort is the 13th-best performance in program history.

FIRST TIME IN 16 YEARS

Malachi Nelson became the first UTEP QB to pass for at least 400 yards since **Trevor Vittaoe** did so vs. Marshall (517 yards) on Nov. 28, 2009.

400+YARD PASSING CLUB

Malachi Nelson was the seventh UTEP quarterback to throw for at least 400 yards passing after throwing for 404 against ULM. **Bill Craiggo**, **Brooks Dawson**, **Sammy Garza**, **Jordan Palmer**, **Billy Stevens** and **Trevor Vittaoe** all threw for at least 400 yards in one game.

NELSON'S FIRST 4 STARTS UNDER CENTER

Malachi Nelson put up big numbers in his first four starts as a Miner. Nelson has thrown for 1,069 yards on 82-of-142 passing with eight touchdowns and five interceptions. Other notable UTEP quarterbacks' first four starts include: **Billy Stevens** (1965), 78-of-158 for 1,425 yards, 10 TDs, eight interceptions; **Brooks Dawson** (1967), 62-of-126, 1,147 yards, 17 TD, 5 INT; **Pat Hegarty** (1987), 74-of-134 for 935 yards, 6 TD, 7 INT; **Jordan Palmer** (2003), 62-of-116, 723 yards, 4 TD, 9 INT; **Trevor Vittaoe** (2007), 43-of-90, 721 yards, 5 TD, 1 INT; **Nick Lamaison** (2011), 64-of-108, 891 yards, 7 TD, 5 INT; **Jameill Showers** (2013), 76-of-115, 856 yards, 7 TD, 1 INT; **Gavin Hardison**, (2020) 57-of-105, 850 yards, 1 TD, 1 INT.

EARL CAMPBELL TYLER ROSE AWARD HONORABLE MENTION WEEK 8

QB **Skyler Locklear** threw for 236 yards on 21-of-26 passing, two touchdown tosses, along with 48 yards on the ground and two rushing scores to lead UTEP past Sam Houston. Locklear earned a weekly honor on Oct. 21, following his effort. Locklear's four-yard touchdown pass to TE **Josh Schuchts** tied the game at 7-7. Locklear's first rushing score, a two-yard trot to the end zone, gave the Miners a 14-7 lead. Locklear's second rushing score – a 15-yard dash to the house – put UTEP up 21-10. With the score 21-17 going into the fourth quarter, Locklear completed a 26-yard pass to WR **Kenny Odom** on a third-and-15. The big play resulted in a Locklear to Odom 20-yard touchdown as the Miners took an 11-point lead with just over three minutes to play.



MINER NOTABLES

DAVIS JR. CUSA FRESHMAN OF THE WEEK - SEPT. 22

WR **Wondame Davis Jr.** produced breakout numbers against ULM in the Sun Bowl. He was named the Conference USA Freshman of the Week on Sept. 22. Davis Jr. scored his first collegiate touchdown – a 44-yard reception – during the fourth quarter. He added another – a 20-yard catch – with six minutes left in the final frame. Davis Jr. set career bests in receptions (six), receiving yards (119) and long reception (44). His efforts helped the Miners rally from a 31-10 deficit as his second TD helped UTEP get within six points with six minutes remaining. He entered the game with one career catch for seven yards (at no. 10 Tennessee in 2024).

A PAIR GOING OVER THE CENTURY MARK AGAIN

For the second time this season, the Miners had two receivers hit 100 yards. WR **Trevon Tate** hauled in seven passes for 133 yards, while WR **Wondame Davis Jr.** also had six catches for 119 yards. The first pair to do it this season were WR **Kenny Odom** (124 yards) and WR **Toric Goins Jr.** (105 yards) against UT Martin on Sept. 13.

LONGEST PLAY FROM SCRIMMAGE IN PROGRAM HISTORY

RB **Hahsaun Wilson** zoomed past Skyhawk defenders on his way to a school-record 94-yard touchdown run. The previous longest run was a 91-yard scamper by RB **Aaron Jones** at Texas Tech in 2015. The previous longest play from scrimmage was a 92-yard **Billy Stevens'** touchdown pass to **Bob Wallace** in 1965.

SECOND LONGEST PLAY FROM SCRIMMAGE IN THE NATION

Hahsaun Wilson's 94-yard touchdown run against UT Martin is the second longest rush play and second longest overall play from scrimmage in the nation. Wilson is one of five players in FBS to account for a 90+ yard play from scrimmage. Virginia's Harrison Waylee owns the longest play from scrimmage, a 97-yard rush on Sept. 13.

SUN CITY SENSATIONS

The 2025 UTEP football roster features 11 players from El Paso, Texas: K **Carlos Arreola** (Clint HS), OL **Juan Camacho Jr.** (Bowie HS), C **Ivan Escobar** (Montwood HS), S **Jaime Guerrero** (Eastlake HS), S **Cam Harrelson** (Montwood HS), OL **Joseph Immediato** (Eastwood HS), OL **Tyrone D. McDuffie III**, QB **Shay Smith** (Franklin HS), WR **Marcus Torres** (Pebble Hills), LB **Jayden Wilson** (Austin HS) and OL **Craig Wydra** (Andress HS).

UTEP FATHER-SON CONNECTION

LB **Pete Shufelt**, the father of LB **Stratton Shufelt** and RB **Paul Smith**, the father of QB **Shay Smith**, also played their college ball at UTEP. Pete was a linebacker from 1989-93, ranking 10th on the program's all-time tackles list with 385 (236 solo). Paul played from 1996-1999 and ranks eighth on the school's all-time rushing list with 2,539 yards.

NFL KIDS

LB **Micah Davey**, S **Lantz Russell**, LB **Stratton Shufelt** and QB **Shay Smith** come from pro backgrounds as their fathers all played in the NFL. QB Rohan Davey was drafted by the New England Patriots in 2002 (fourth round, 117th overall out of LSU). RB Leonard Russell played in the NFL for six seasons after being drafted by the Patriots in 1991 (first round, 14th overall out of Arizona State). He tallied 3,973 yards and 29 rushing touchdowns in 85 games. RB **Paul Smith** played in the NFL for seven seasons after being drafted in 2000 by the San Francisco 49ers (fifth round, 132nd overall). Smith rushed for 210 yards and a touchdown in 79 career games. LB **Pete Shufelt** played in five regular-season games for the New York Giants in 1994.

UP NEXT

UTEP will hit the road to play at Missouri State in the Miners' first-ever trip to the "Show Me State". The Miners and Bears will kick off at 1 p.m. MST/2 CT at Robert W. Plaster Stadium in Springfield. The contest can be heard on 95.5 KLAQ FM and will be streamed on ESPN+. This will mark the first meeting between UTEP and Missouri State.

NCAA TEAM RANKINGS

NCAA CATEGORY	UTEP	JSU
Total Offense	111	54
Rushing Offense	120	5
Passing Offense	84	127
Team Passing Efficiency	125	107
Scoring Offense	111	58
Total Defense	55	80
Rushing Defense	83	54
Passing Yards Allowed	34	95
Team Passing Efficiency Defense	44	90
Scoring Defense	76	82
Turnover Margin	125	39
3rd Down Conversion Pct.	129	50
4th Down Conversion Pct.	74	20
3rd Down Conversion Pct. Defense	3	89
4th Down Conversion Pct. Defense	18	5
Red Zone Offense	110	23
Red Zone Defense	55	100
Net Punting	66	110
Punt Returns	109	122
Kickoff Returns	130	124
First Downs Offense	129	67
First Downs Defense	40	56
Fewest Penalties Per Game	48	25
Fewest Penalty Yards Per Game	67	44
Time of Possession	133	29

TEAM LEADERS

UTEP - OFF: 20.9 PPG/325.4 YPG | DEF: 25.3 PPG/350.9 YPG

Rushing	Att.	Net	Avg.	TD	YPG
Ashten Emory	70	267	3.8	3	33.4
Skyler Locklear	48	226	4.7	3	45.2

Passing	C-A-I	Pct.	Yds.	TD	YPG
Malachi Nelson	104-190-9	54.7	1163	8	193.8
Skyler Locklear	49-81-4	60.5	560	5	112.0

Receiving	Rec.	Yds.	Avg.	TD	YPG
Kenny Odom	42	418	10.0	4	59.7
Trevon Tate	22	235	10.7	1	29.4

Defense	U-A-TT	TFL	SACK	FR (YDS)-FF
Micah Davey	45-49-94	6.0-15	1.0-4	1(0)-0
Jayden Wilson	25-37-62	7.0-19	0.5-4	1(34)-1

JAX STATE - OFF: 29.9 PPG/409.0 YPG | DEF: 25.9 PPG/379.6 YPG

Rushing	Att.	Net	Avg.	TD	YPG
Cam Cook	181	1052	5.8	11	131.5
Caden Creel	85	469	5.5	3	58.6

Passing	C-A-I	Pct.	Yds.	TD	YPG
Gavin Wimsatt	62-109-2	56.9	669	3	95.6
Caden Creel	52-77-2	67.5	525	3	65.6

Receiving	Rec.	Yds.	Avg.	TD	YPG
Brock Rechsteiner	25	305	12.2	4	38.1
Caleb Coombs	23	179	7.8	0	22.4

Defense	U-A-TT	TFL	SACK	INT
Trevor Woods	31-11-42	0.5-1	0.0-0	1
Walker O'Steen	21-20-41	5.5-22	1.0-5	1



MINER NOTABLES

2025 UTEP FOOTBALL CAPTAINS

BLUE BLAZE



Ivan
ESCOBAR
#53 / C

Kenny
ODOM
#6 / WR

Kam
THOMAS
#5 / MB

ORANGE SWARM



Neil
CAMPBELL
#4 / CB

Joshua
RUDOLPH
#1 / LB

KD
JOHNSON
#7 / DT

WEFENSE



Garrett
HAWKINS
#43 / LB

Stratton
SHUFELT
#8 / LB

2025 "UTEP FOOTBALL WITH SCOTTY WALDEN" RADIO SHOW DATES/LOCATIONS

Wednesday, Aug. 27 (6-7 pm)	Border City Ale House
Wednesday, Sept. 3 (6-7pm)	Deadbeach Brewery
Wednesday, Sept. 10 (6-7 pm)	Border City Ale House
Wednesday, Sept. 17 (5-6 pm)	Deadbeach Brewery
Wednesday, Sept. 24 (6-7 pm)	Border City Ale House
Tuesday, Oct. 7 (6-7 pm)	Deadbeach Brewery
Monday, Oct. 13 (5-6 pm)	Border City Ale House
Friday, Oct. 24 (5-6 pm)	Deadbeach Brewery
Wednesday, Nov. 5 (6-7 pm)	Border City Ale House
Wednesday, Nov. 12 (6-7 pm)	Deadbeach Brewery
Tuesday, Nov. 18 (6-7 pm)	Border City Ale House
Wednesday, Nov. 26 (6-7 pm)	Deadbeach Brewery

LOCATIONS & ADDRESS

Deadbeach Brewery: 3200 Durazno Ave.
Border City Ale House: 1506 N. Lee Trevino Dr.
 Listen Live on 600 ESPN El Paso & the UTEP Miners app

2025 UTEP FOOTBALL TRENDS

OVERALL	2-6
VS. CONFERENCE USA	1-3
NONCONFERENCE RECORD	1-3
HOME	1-3
AWAY	1-3
DAY GAMES	0-1
NIGHT GAMES	2-5
VS. TOP 25 TEAMS	0-1
NEUTRAL	0-0
NATIONAL TV	1-4
CBSSN	0-2
ESPN+	1-2
ESPNU	0-1
SEC NETWORK	0-1

OFFENSE

WHEN SCORING FIRST	1-0
WHEN THE OPPONENT SCORES FIRST	1-6
WHEN LEADING AT HALFTIME	2-0
WHEN TRAILING AT HALFTIME	0-6
WHEN TIED AT HALFTIME	0-0
WHEN LEADING AFTER THIRD QUARTER	2-0
WHEN TRAILING AFTER THIRD QUARTER	0-6
WHEN TIED AFTER THIRD QUARTER	0-0
IN OVERTIME GAMES	0-0
WHEN SCORING LESS THAN 20 POINTS	0-4
WHEN SCORING 20+ POINTS	0-2
WHEN SCORING 30+ POINTS	1-0
WHEN SCORING 40+ POINTS	1-0
WHEN RUSHING FOR < 100 YARDS	0-3
WHEN RUSHING FOR 100+ YARDS	2-3
WHEN RUSHING FOR 200+ YARDS	0-1
WHEN PASSING FOR 200+ YARDS	1-0
WHEN PASSING FOR 250+ YARDS	1-0
WHEN PASSING FOR 300+ YARDS	0-1
WHEN TOTALING < 300 YDS TOTAL OFFENSE	0-5
WHEN GAINING 300+ YDS TOTAL OFFENSE	2-1
WHEN HAVING NO TURNOVERS	0-1
WHEN HAVING LESS THAN 3 TURNOVERS	2-4
WHEN HAVING 3 OR MORE TURNOVERS	0-1
WHEN HAVING MORE THAN 30:00 TOP	0-1
WHEN HAVING LESS THAN 30:00 TOP	2-5

DEFENSE

WHEN ALLOWING LESS THAN 20 POINTS	2-1
WHEN ALLOWING 20+ POINTS	0-2
WHEN ALLOWING 30+ POINTS	0-3
WHEN ALLOWING < 100 YDS RUSHING	1-1
WHEN ALLOWING 100+ YDS RUSHING	1-3
WHEN ALLOWING 200+ YDS RUSHING	0-2
WHEN ALLOWING < 200 YARDS PASSING	0-3
WHEN ALLOWING 200+ YARDS PASSING	1-3
WHEN ALLOWING 250+ YARDS PASSING	1-0
WHEN ALLOWING 300+ YARDS PASSING	0-0
WHEN ALLOWING < 300 YDS TOTAL OFFENSE	0-1
WHEN ALLOWING 300+ YDS TOTAL OFFENSE	2-5
WHEN HAVING NO TAKEAWAYS	0-3
WHEN HAVING 3 OR LESS TAKEAWAYS	2-2
WHEN HAVING 4 OR MORE TAKEAWAYS	0-1



UTEP HEAD COACH



SCOTTY WALDEN

SUL ROSS STATE '12

SECOND SEASON AT UTEP
EIGHTH SEASON AS A HEAD COACH

Scotty Walden, native Texan and one of the most dynamic young head coaches in the country, was named UTEP Football's 27th head coach on Dec. 4, 2023.

The Miners won two of the last three games to conclude Walden's first season at the helm in 2024. Walden chalked up his first victory with the Orange and Blue on Oct. 16 when the Miners defeated FIU, 30-21, in the Sun Bowl. UTEP also defeated Kennesaw State, 43-35, in double overtime, while the Miners concluded the 2024 season with a come-from-behind victory at NM State, 42-35, in the 101st Battle of I-10 on Nov. 30.

In its three victories, UTEP's "Blue Blaze" offense averaged 38+ points per game and over 374 yards of total offense. Offensively, multiple players, who transferred from Austin Peay (Walden's previous school), were team leaders in specific statistical categories. Jevon Jackson gained a team-high 754 yards on the ground with six total touchdowns (four rush, two rec.). Jackson ranked sixth in CUSA in rushing yards. Kam Thomas, who was a 2024 All-CUSA first team special teams player, was the team leader in punt returns on wefense. He ranked second in CUSA with 200 yards on 10 returns (20.0 avg.), including a long return of 93 yards for a TD at NM State. Thomas was one of two players in CUSA to return a punt for a score. Thomas also grabbed 47 receptions - tied for the team lead with Trey Goodman. Goodman tallied 469 yards receiving. Goodman set career highs in receptions (12) and receiving yards (150) during the Miners' win against Kennesaw State. Goodman caught all 12 balls that were thrown his way. Kenny Odom, a 2024 All-CUSA second team selection, led the way with 741 yards receiving and eight touchdowns. Odom ranked second in CUSA in receiving scores (eight) and sixth in yards per reception (16.1 avg.). Odom's eight touchdown receptions were the most

by a Miner since 2016. Odom recorded a season-best 128 yards on seven receptions with a pair of touchdowns at Colorado State. Odom racked up a career-best three touchdown receptions against Kennesaw State. He tallied 108 yards on eight catches against the Owls.

Skylar Locklear also followed Walden from APU. Locklear threw for 1,583 yards on 148-of-233 passing and 10 touchdowns in 10 games. He completed 63.5 percent of his passes, ranking fourth on the program's top 10 single-season list. Locklear added 237 yards rushing and two touchdowns, while also tallying 32 yards on three catches and a score. Locklear pulled a trifecta when he became the first FBS player since 2015 to throw a touchdown, rush for a touchdown and record a receiving touchdown in a single game. The feat was achieved against SUU when Locklear threw a five-year touchdown pass early in the first quarter and followed with a five-yard rushing score at the end of the first. Locklear then hauled in a four-year touchdown pass from Jaden Smith that tied the ball game at 24 apiece with no time left on the clock. Locklear ended the game, throwing for 295 yards on 22-of-29 passing (75.9 percent). Locklear put up career numbers during UTEP's win over KSU, throwing for a career-high 327 yards on a career-best 28 completions (33 attempts) with a career-most four touchdown passes. It was the most touchdown passes by a UTEP quarterback since 2014, while Locklear's 84.8 completion percentage was the third-best in program history.

On defense, the "Orange Swarm" racked up CUSA-highs in sacks (36) and tackles for loss (87). The Miners ranked tied for 20th in FBS in total sacks and tied for 11th in sacks per game (3.0). UTEP's 7.3 TFLs per game ranked first in CUSA and 13th in FBS. The defense scored three touchdowns, ranking tied for 12th in FBS and first in CUSA. Kory Chapman returned a fumble for the score

against Sam Houston, while Bryon Thompson scored a pair of touchdowns on fumble recoveries at NM State. Another defensive highlight in 2024 was the defense intercepting four passes in the victory over FIU. It was the most since picking off four passes at Tulane in 2011, and the most INTs by the defense in the Sun Bowl since 2008 (vs. SMU). The Miners' 11 interceptions were the most since the 2014 season. Maurice Westmoreland, an All-CUSA first team player, led the team and CUSA with 8.0 sacks. Kyran Duhon, who was named All-CUSA second team and the All-Freshman team, ranked second on the team and CUSA with 7.0 sacks. Duhon's sack total was the most by a UTEP freshman since 1990. KD Johnson picked up 3.5 sacks (third most on the team) from the interior defensive line. Linebacker Dorian Hopkins paced the defense with 87 tackles. Chapman, Hopkins, Amier Boyd-Matthews and Lantz Russell each intercepted two passes.

In the classroom, the UTEP football program set a school record with its 3.2 GPA following Walden's first year at the helm. Locklear and Johnson were named to the 2024 CUSA All-Academic Team on Nov. 22.

WALDEN COACHING RECORD

SEASON	SCHOOL	OVERALL	CONFERENCE
		W-L	W-L
2016	East Texas Baptist	7-3	3-3 (4th)
2020	Southern Miss	1-3	1-1
2020-21	Austin Peay	4-2	4-2 (3rd)
2021	Austin Peay	6-5	4-2 (t-2nd)
2022	Austin Peay	7-4	3-2 (t-1st)
2023	Austin Peay	9-3	6-0 (1st)
2024	UTEP	3-9	3-5 (6th)
2025	UTEP	2-6	1-3
TOTALS		39-35	25-18



UTEP HEAD COACH

Johnson, a senior defensive tackle, posted a 3.60 GPA in nursing, while Locklear worked towards a 3.83 GPA in business. Overall, 60 football players were named to the 2024-25 CUSA Commissioner's Academic Honor Roll (3.0 GPA or higher), while 16 of them were also named 2024-25 CUSA Commissioner's Academic Medalists (3.75 GPA or higher).

Walden joined the Miners after four seasons as the head coach at Austin Peay State University in Clarksville, Tenn. In 2023, he led the Governors to a 9-3 record, a perfect 6-0 mark in the United Athletic Conference, and a no. 13 FCS national ranking. It marked the first undefeated conference season in school history. He was named a finalist for the Eddie Robinson Award, presented by FedEx Ground and Stats Perform to the FCS National Coach of the Year. Austin Peay has won four conference titles since 1977 – with two coming under Walden's watch. He is the only coach to lead Austin Peay to two conference championships.

The Cleburne, Texas, native led the Governors to a 26-14 mark with four winning seasons (4-2 in COVID-shortened 2020-21 campaign, 6-5 in 2021, 7-4 in 2022, 9-3 in 2023). The Governors hadn't enjoyed back-to-back winning campaigns since 1983-84 prior to Walden's arrival. His career head coaching record is 34-20, including 7-3 in one season heading up the program at East Texas Baptist University in 2016. Walden was also interim head coach at Southern Miss for four games in 2020.

The 2023 Austin Peay squad ranked fourth nationally in passing efficiency (162.17), ninth in scoring offense (34.1 ppg), 11th in passing completion percentage (.667), 13th in passing offense (274.1 ypg) and 15th in total offense (426.8 ypg). The

Governors set school records for scoring offense, total offense and passing offense. Austin Peay also rated seventh in the country in third down conversion defense with a stingy .303 percentage, and the Governors' three defensive touchdowns ranked 12th nationally. Austin Peay's special teams unit was equally stellar, leading the country in punt returns with a 21.3-yard average.

Austin Peay rattled off a school-record nine consecutive wins after opening the season 0-2, including a 30-13 setback at then-ninth ranked Tennessee on Sept. 9. Playing before over 100,000 hostile fans, the Governors were tied with the Vols, 6-6, shortly before halftime and trailed by 10 points (23-13) midway through the fourth quarter.

In 2022, Walden led the Governors to the third conference title in program history. Austin Peay was the top defense in the ASUN Conference, ranking fourth in the FCS in third down conversion percentage defense (.308), 12th in total defense (317.2 ypg), 19th in passing defense (188.7 ypg) and 20th in rushing defense (128.5 ypg). Offensively, Austin Peay averaged 202.3 rushing yards and 243.3 passing yards per game, marking the first time in program history that the Governors averaged 200-plus rushing and passing yards per game in the same season.

In 2021, the Governors tied a school record with seven First Team All-OVC selections and 14 total All-OVC picks.

While at Austin Peay, Walden has coached four consensus All-America honorees – Kordell Jackson (2020), DeAngelo Wilson (2020), Johnathon Edwards (2021) and Koby Perry (2021). Bucky Williams was an American Football Coaches Association Second Team All-American and a HERO Sports Sophomore All-American in 2020. Draylen Ellis and Terrell Allen received Sophomore All-America honors in 2021. Drae McCray was also tabbed a HERO Sports All-America in 2021.

Walden has also coached 28 All-Conference players and four league All-Newcomer selections during his time at Austin Peay.

His teams have also excelled academically. In five of six semesters since Walden's arrival, the Governors posted a 3.0 cumulative team grade point average, including a program record 3.28 GPA during the spring 2022 semester. The Governors also claimed the 2020-21 and 2021-22 OVC Team Academic Achievement Awards.

After joining the Southern Miss staff as wide receivers coach in 2017, he was promoted to co-offensive coordinator for the 2019 season. In 2019, the American Football Coaches Association tabbed Walden as a Top 35 coach under 35 years of age. He

coached first team All-Conference USA selection wideout Quez Watkins, who led the league with 64 catches and 1,178 receiving yards (17th in the FBS). Watkins' 107.1 receiving yards per game also ranked sixth in the FBS. He was selected in the sixth round of the 2020 NFL Draft by Philadelphia, and has appeared in 45 games for the Eagles with 23 starts since then.

Walden took over for Jay Hopson as interim head coach at Southern Miss in September of 2020, and was hired by Austin Peay as head coach shortly thereafter.

Walden was the youngest head coach in the NCAA (26 years old) at the time of his hiring at East Texas Baptist. He directed the Tigers to a national ranking in a school-record nine consecutive weeks, climbing as high as no. 15. East Texas Baptist also generated the no. 1 scoring offense (49.9 points per game) for all levels of the NCAA and the no. 2 total offense in Division III (school-record 564.3 yards per game).

Walden was offensive coordinator at East Texas Baptist for three years (2013-15) prior to being elevated to head coach. In his time as an assistant, ETBU football players broke a combined 26 individual and team records. One of his protégés was wide receiver Jamaine Sherman, a first team All-Conference honoree who became the first player in school history to sign an NFL contract with the St. Louis Rams in 2014.

He got his start in coaching at his alma mater, Sul Ross State, serving as offensive coordinator and quarterbacks coach for the 2012 season. His team broke 16 offensive school records in 2012, including most yards in a game (800) and points in a game (75). The Lobos ranked no. 1 in Division III in total offense (581.9 ypg), no. 2 in first downs (271), no. 3 in scoring offense (48.8 ppg), no. 9 in passing efficiency (164.30), no. 11 in passing offense (333 ypg) and no. 19 in rushing offense (248.9 ypg). Walden coached six All-Conference players, two D3football.com All-Americans and one Beyond Sports Network All-American.

He began his college playing days at Dordt College in Sioux Center, Iowa (2008), where he was named the starting quarterback as a freshman. His career continued at Hardin-Simmons University (2009-10), where he doubled as a quarterback and defensive back, before concluding at Sul Ross State as a quarterback and team captain in 2011.

He earned his Bachelor of History, graduating Magna Cum Laude, from Sul Ross State in 2012. He added a Master of Education, graduating Summa Cum Laude, from Sul Ross State in 2014.

Walden and his wife, Callie have two sons, Luca and Maverick.

WALDEN FILE

Personal

Hometown: Cleburne, Texas

Education

College: Sul Ross State

Playing Experience

2008: Dordt College

2009-10: Hardin Simmons

2011: Sul Ross State

Coaching Experience

2024-Present: UTEP Head Coach

2021-23: Austin Peay Head Coach

2020: Southern Miss Interim Head Coach

2019-20: Southern Miss Co-Offensive Coord.

2017-18: Southern Miss Wide Receivers

2016: East Baptist Texas Head Coach

2013-15: East Baptist Texas Offensive Coord.

2012: Sul Ross State Offensive Coord./QBs



2025 STATISTICS

	UTEP	OPP
Scoring	167	202
Points per game	20.9	25.3
Points Off Turnovers	10	43
First Downs	127	154
Rushing	45	67
Passing	67	69
Penalty	15	18
Rushing Yardage	872	1243
Yards gained rushing	1054	1485
Yards lost rushing	182	242
Rushing attempts	242	342
Average per rush	3.6	3.6
Average per game	109.0	155.4
TDs Rushing	8	11
Passing Yardage	1731	1564
Comp-Att-Int	155-279-13	136-231-3
Average per pass	6.2	6.8
Average per catch	11.2	11.5
Average per game	216.4	195.5
TDs Passing	13	8
Total offense	2603	2807
Total plays	521	573
Average per play	5.0	4.9
Average per game	325.4	350.9
Kick returns: #-Yards	20-272	21-374
Punt returns: #-Yards	18-94	23-189
Int returns: #-Yards	3-5	13-178
Kick return average	13.6	17.8
Punt return average	5.2	8.2
Int return average	1.7	13.7
Fumbles-Lost	5-3	9-5
Penalties-Yards	47-441	57-504
Average per game	55.1	63.0
Punts-Yards	45-2061	44-1988
Average per punt	45.8	45.2
Net punt average	40.7	41.8
Kickoffs-Yards	35-2106	44-2618
Average per kick	60.2	59.5
Net kick average	39.5	41.6
Time of possession / game	25:40	34:20
3rd-down conversion	34/117	29/118
3rd-down pct	29%	25%
4th-down conversion	12/22	9/24
4th-down pct	55%	38%
Sacks by-Yards	20-144	17-122
Misc Yards	0	0
Touchdowns scored	21	23
Field goals - attempts	6-10	13-15
On-Side kicks	0-1	0-0
Red-zone scores	(14-18) 78%	(25-30) 83%
Red-zone touchdowns	(11-18) 61%	(15-30) 50%
PAT-attempts	(15-16) 94%	(21-21) 100%
2-point conversion-attempts	(4-5) 80%	(1-2) 50%
Attendance	68693	134170
Games / Avg per game	4/17173	4/33543
Neutral site games	-	0/0

Score by Periods

Team	1st	2nd	3rd	4th	OT	TOT
UTEP	28	44	34	61	0	167
Opponents	66	45	47	44	0	202



2025 STATISTICS

Rushing

Player	gp	att	gain	loss	net	avg	td	lg	avg/g
Ashten Emory	8	70	278	11	267	3.8	3	34	33.4
Skyler Locklear	5	48	292	66	226	4.7	3	63	45.2
Hahsaun Wilson	8	41	225	15	210	5.1	1	94	26.3
Kenny Odom	7	9	64	1	63	7.0	0	13	9.0
Kam Thomas	1	16	48	12	36	2.3	0	17	36.0
Marquez Taylor	6	12	38	3	35	2.9	0	10	5.8
Shay Smith	8	10	23	0	23	2.3	1	8	2.9
Elijah McCoy	2	5	22	1	21	4.2	0	11	10.5
Eric Willis III	8	2	10	0	10	5.0	0	6	1.3
Josh Bell	1	1	4	0	4	4.0	0	4	4.0
Garrett Hawkins	3	1	2	0	2	2.0	0	2	0.7
Trevon Tate	8	2	0	4	-4	-2.0	0	0	-0.5
Malachi Nelson	6	23	48	61	-13	-0.6	0	10	-2.2
Team	8	2	0	8	-8	-4.0	0	0	-1.0
Total	8	242	1054	182	872	3.6	8	94	109.0
Opponents	8	342	1485	242	1243	3.6	11	72	155.4

Passing

Player	gp	effic	comp-att-int	pct	yds	td	lg	avg/g
Malachi Nelson	6	110.6	104-190-9	54.7	1163	8	74	193.8
Skyler Locklear	5	129.1	49-81-4	60.5	560	5	44	112.0
Shay Smith	8	44.5	2-6-0	33.3	8	0	5	1.0
Wondame Davis Jr.	7	0.0	0-1-0	0.0	0	0	0	0.0
Team	8	0.0	0-1-0	0.0	0	0	0	0.0
Total	8	113.7	155-279-13	55.6	1731	13	74	216.4
Opponents	8	124.6	136-231-3	58.9	1564	8	71	195.5

Receiving

Player	gp	no.	yds	avg	td	lg	avg/g
Kenny Odom	7	42	418	10.0	4	74	59.7
Trevon Tate	8	22	235	10.7	1	73	29.4
Eric Willis III	8	16	202	12.6	0	43	25.3
Wondame Davis Jr.	7	15	291	19.4	3	44	41.6
Ashten Emory	8	12	79	6.6	2	21	9.9
Toric Goins Jr.	7	11	192	17.5	1	49	27.4
Josh Schuchts	4	10	84	8.4	2	41	21.0
Hahsaun Wilson	8	6	39	6.5	0	24	4.9
Kam Thomas	1	4	26	6.5	0	13	26.0
Judah Ezinwa	5	4	76	19.0	0	33	15.2
Marcus Torres	7	4	22	5.5	0	8	3.1
Jaylan Brown	6	4	42	10.5	0	20	7.0
Marquez Taylor	6	3	12	4.0	0	7	2.0
Ashton Nickelberry	3	2	13	6.5	0	11	4.3
Total	8	155	1731	11.2	13	74	216.4
Opponents	8	136	1564	11.5	8	71	195.5

Punt Returns

Player	no.	yds	avg	td	lg
Eric Willis III	13	70	5.4	0	23
Kam Thomas	5	24	4.8	0	14
Total	18	94	5.2	0	23
Opponents	23	189	8.2	1	57

Interceptions

Player	no.	yds	avg	td	lg
Xavier Smith	1	5	5.0	0	5
Jayden Wilson	1	0	0.0	0	0
Justin Content	1	0	0.0	0	0
Total	3	5	1.7	0	5
Opponents	13	178	13.7	2	70

Kick Returns

Player	no.	yds	avg	td	lg
Nik Henry	6	53	8.8	0	17
Wondame Davis Jr.	5	61	12.2	0	20
Jet Thompson	4	64	16.0	0	25
Marquez Taylor	3	49	16.3	0	20
Eric Willis III	2	45	22.5	0	23
Total	20	272	13.6	0	25
Opponents	21	374	17.8	0	27

Fumbles Recovered

Player	no.	yds	avg	td	lg
Ekow Taylor	1	63	63.0	0	63
Jayden Wilson	1	34	34.0	0	34
Joshua Rudolph	1	0	0.0	0	0
Micah Davey	1	0	0.0	0	0
Solo Barnes	1	0	0.0	0	0
Total	5	97	19.4	0	63
Opponents	3	0	0.0	1	0



2025 STATISTICS

Scoring

Player	td	fg	PAT					dxp	saf	pts
			kick	rush	rcv	pass				
Ashten Emory	5	-	-	-	-	-	-	-	30	
Kenny Odom	4	-	-	-	-	-	-	-	24	
Carlos Arreola	-	3-6	15-16	-	-	-	-	-	24	
Skyler Locklear	3	-	-	-	-	1	-	-	18	
Wondame Davis Jr.	3	-	-	-	-	-	-	-	18	
Josh Schuchts	2	-	-	-	2	-	-	-	16	
Tanner Cragun	-	3-4	-	-	-	-	-	-	9	
Hahsaun Wilson	1	-	-	-	1	-	-	-	8	
Trevon Tate	1	-	-	-	-	-	-	-	6	
Shay Smith	1	-	-	-	-	1	-	-	6	
Toric Goins Jr.	1	-	-	-	-	-	-	-	6	
Cade McConnell	-	-	-	1	-	-	-	-	2	
Total	21	6-10	15-16	1	3	3	0	0	167	
Opponents	23	13-15	21-21	1	0	0	0	1	202	

Total Offense

Player	g	plays	rush	pass	total	avg/g
Malachi Nelson	6	213	-13	1163	1150	191.7
Skyler Locklear	5	129	226	560	786	157.2
Ashten Emory	8	70	267	0	267	33.4
Hahsaun Wilson	8	41	210	0	210	26.3
Kenny Odom	7	9	63	0	63	9.0
Kam Thomas	1	16	36	0	36	36.0
Marquez Taylor	6	12	35	0	35	5.8
Shay Smith	8	16	23	8	31	3.9
Elijah McCoy	2	5	21	0	21	10.5
Eric Willis III	8	2	10	0	10	1.3
Josh Bell	1	1	4	0	4	4.0
Garrett Hawkins	3	1	2	0	2	0.7
Trevon Tate	8	2	-4	0	-4	-0.5
Team	8	0	-8	0	-8	-1.0
Total	8	521	872	1731	2603	325.4
Opponents	8	573	1243	1564	2807	350.9

Field Goals

Player	fg	pct.	01-19	20-29	30-39	40-49	50-99	lg	blk
Carlos Arreola	3-6	50.0	0-0	1-1	1-1	1-3	0-1	42	2
Tanner Cragun	3-4	75.0	0-0	1-1	2-2	0-1	0-0	38	1
Opponents	13-15	86.7	0-0	5-6	4-4	3-4	1-1	50	1

Punting

Player	no.	yds	avg	lg	tb	fc	i20	50+	blk
Noah Botsford	43	1968	45.8	66	2	2	11	11	0
Malachi Nelson	2	93	46.5	47	2	0	0	0	0
Total	45	2061	45.8	66	4	2	11	11	0
Opponents	44	1988	45.2	68	4	13	12	13	0

FG Sequence

Team Name	UTEP	Opponents
Utah St.	(42)	(49),(28)
UT Martin	52	(21)
Texas	(39)	(31),(30)
ULM	40,(27)	(44)
Louisiana Tech	47,(38)	(37)
Liberty		(27),(29),(50),(41),43
Sam Houston	45	(26),23
Kennesaw St.	(38),(26)	(30)

Kickoffs

Player	no.	yds	avg	tb	ob	retn	net	ydln
Jackson Cleaver	24	1485	61.9	9	1			
Noah Botsford	11	621	56.5	1	1			
Total	35	2106	60.2	10	2	21	39.5	25
Opponents	44	2618	59.5	15	1	19	41.6	23

All Purpose

Player	g	rush	rcv	pr	kr	ir	total	avg/g
Kenny Odom	7	63	418	0	0	0	481	68.7
Wondame Davis Jr.	7	0	291	0	61	0	352	50.3
Ashten Emory	8	267	79	0	0	0	346	43.3
Eric Willis III	8	10	202	70	45	0	327	40.9
Hahsaun Wilson	8	210	39	0	0	0	249	31.1
Trevon Tate	8	-4	235	0	0	0	231	28.9
Skyler Locklear	5	226	0	0	0	0	226	45.2
Toric Goins Jr.	7	0	192	0	0	0	192	27.4
Marquez Taylor	6	35	12	0	49	0	96	16.0
Kam Thomas	1	36	26	24	0	0	86	86.0
Josh Schuchts	4	0	84	0	0	0	84	21.0
Judah Ezinwa	5	0	76	0	0	0	76	15.2
Jet Thompson	4	0	0	0	64	0	64	16.0
Nik Henry	5	0	0	0	53	0	53	10.6
Jaylan Brown	6	0	42	0	0	0	42	7.0
Shay Smith	8	23	0	0	0	0	23	2.9
Marcus Torres	7	0	22	0	0	0	22	3.1
Elijah McCoy	2	21	0	0	0	0	21	10.5
Ashton Nickelberry	3	0	13	0	0	0	13	4.3
Xavier Smith	8	0	0	0	0	5	5	0.6
Josh Bell	1	4	0	0	0	0	4	4.0
Garrett Hawkins	3	2	0	0	0	0	2	0.7
Malachi Nelson	6	-13	0	0	0	0	-13	-2.2
Team	8	-8	0	0	0	0	-8	-1.0
Total	8	872	1731	94	272	5	2974	371.8
Opponents	8	1243	1564	189	374	178	3548	443.5



2025 STATISTICS

##	Player	gp	Tackles				tfl/yds	Sacks	Pass defense			Fumbles		blkd	
			ua	a	tot				no-yds	int-yds	brup	qbh	fr-yds	ff	kick
48	Micah Davey	8	45	49	94	6-15	1-4	.	.	1	1-0	.	.	.	
10	Jayden Wilson	8	25	37	62	7-19	0.5-4	1-0	.	2	1-34	2	.	.	
4	Neil Campbell	8	25	27	52	6-31	2-22	.	3	1	.	1	.	.	
2	Xavier Smith	8	14	34	48	1.5-2	.	1-5	4	1	
5	Solo Barnes	8	20	26	46	2.5-9	1-8	.	3	.	1-0	1	.	.	
7	KD Johnson	8	12	30	42	6.5-17	0.5-3	.	2	4	
18	Justin Content	8	18	21	39	3-6	.	1-0	4	1	
0	Udoka Ezeani	8	17	12	29	8.5-54	4-41	.	1	4	.	2	.	.	
15	Kode Lowe	8	10	15	25	2-4	.	.	.	1	.	1	.	.	
32	Elijah Baldwin	8	9	12	21	3.5-21	2.5-19	.	2	1	.	.	1	.	
90	Ashton Coker	8	8	11	19	3-6	.	.	.	1	
12	Donte Thompson	7	8	10	18	1-1	.	.	2	1	
1	Joshua Rudolph	3	5	13	18	1-3	0.5-2	.	.	.	1-0	.	.	.	
19	Ashaad Hall	7	5	11	16	2.5-5	2-5	.	1	7	
22	Lantz Russell	8	7	8	15	1-7	1-7	.	2	
99	Cole Gustafson	8	3	9	12	2-8	1.5-7	.	2	2	
3	Shakaun Bowser	7	6	5	11	1.5-4	1-4	
8	Stratton Shufelt	8	3	8	11	.	.	.	1	
9	Marcell Blocker	6	9	2	11	.	.	.	2	
43	Garrett Hawkins	3	4	6	10	0.5-1	.	.	.	1	
92	Tyler Scott	8	2	7	9	0.5-0	
41	Vashon Brunswick II	3	6	.	6	1-6	1-6	
16	Yessman Green	5	3	2	5	0.5-3	0.5-3	
29	Dylan Brown-Turner	3	2	2	4	
39	Josh Hancock	8	3	1	4	
6	Ekow Taylor	7	4	.	4	1-9	1-9	.	.	.	1-63	.	.	.	
47	Alex Szczesniak	8	4	.	4	
82	Judah Ezinwa	5	2	.	2	
23	Wondame Davis Jr.	7	1	1	2	
30	Allen Gant	2	2	.	2	
13	Nik Henry	5	2	.	2	
88	Toric Goins Jr.	7	1	.	1	
24	Jaime Guerrero	7	1	.	1	
21	Tyler Jones	7	.	1	1	
31	David Wilson	1	.	1	1	
17	Darnell Williams	5	1	.	1	
14	Hahsaun Wilson	8	1	.	1	
53	Ivan Escobar	8	1	.	1	
6	Kenny Odom	7	1	.	1	
1	Ashten Emory	8	.	1	1	
Totals	8	290	362	652	62-231	20-144	3-5	29	28	5-97	7	1	0		
##	Player	gp	Tackles				tfl/yds	Sacks	Pass defense			Fumbles		blkd	
			ua	a	tot				no-yds	int-yds	brup	qbh	fr-yds	ff	kick
	Opponents	8	266	254	520	47-180	17-122	13-178	32	29	3-0	3	4	1	



2025 START CHART

OFFENSE

OPPONENT	LT	LG	C	RG	RT	WR	WR	WR/MB/TE	WR/TE	RB/MB	QB
at Utah State	Robinson	Williams	Escobar	Immediato	Utley	Thompson	Odom	Willis III	Ezinwa	Thomas	Nelson
UT Martin	Robinson	Williams	Escobar	Immediato	Utley	Goins Jr.	Odom	Willis III	Ezinwa	Emory	Nelson
at #7 Texas	Robinson	Williams	Escobar	Immediato	Utley	Goins Jr.	Odom	Willis III	Ezinwa	Emory	Nelson
ULM	Robinson	Williams	Escobar	Immediato	Utley	Goins Jr.	Tate	Willis III	Ezinwa	Wilson	Nelson
LA Tech*	Robinson	Williams	Escobar	Immediato	Roberts	Davis Jr.	Odom	Willis III	Schuchts	Wilson	Nelson
Liberty*	Robinson	Williams	Escobar	Immediato	Camacho Jr.	Davis Jr.	Odom	Brown	Ezinwa	Wilson	Locklear
at Sam Houston*	Robinson	Williams	Escobar	Toney	Immediato	Davis Jr.	Odom	Tate	Schuchts	Emory	Locklear
at Kennesaw State*	Robinson	Williams	Escobar	Immediato	Utley	Davis Jr.	Odom	Willis III	Schuchts	Emory	Locklear
Jax State*	-	-	-	-	-	-	-	-	-	-	-
at Missouri State*	-	-	-	-	-	-	-	-	-	-	-
NM State*	-	-	-	-	-	-	-	-	-	-	-
at Delaware*	-	-	-	-	-	-	-	-	-	-	-

DEFENSE

OPPONENT	DE/DL	NT	DT	Bandit/DE	LB (M)	LB (S)	SPUR/S	CB	S	S	CB
at Utah State	Hall	Scott	Johnson	Ezeani	Davey	Rudolph	Russell	Blocker	Barnes	Smith	Campbell
UT Martin	Hall	Coker	Johnson	Ezeani	Davey	Rudolph	Thompson	Content	Barnes	Smith	Campbell
at #7 Texas	Hall	Coker	Johnson	Ezeani	Davey	Rudolph	Thompson	Content	Barnes	Smith	Campbell
ULM	Hall	Coker	Johnson	Ezeani	Davey	Wilson	Thompson	Content	Barnes	Smith	Campbell
LA Tech*	Gustafson	Coker	Johnson	Ezeani	Davey	Wilson	Thompson	Content	Barnes	Smith	Campbell
Liberty*	Gustafson	Coker	Johnson	Ezeani	Davey	Wilson	Lowe	Content	Barnes	Smith	Campbell
at Sam Houston*	Hall	Coker	Johnson	Ezeani	Davey	Wilson	Lowe	Content	Barnes	Smith	Campbell
at Kennesaw State*	Hall	Coker	Johnson	Ezeani	Davey	Wilson	Lowe	Content	Barnes	Smith	Campbell
Jax State*	-	-	-	-	-	-	-	-	-	-	-
at Missouri State*	-	-	-	-	-	-	-	-	-	-	-
NM State*	-	-	-	-	-	-	-	-	-	-	-
at Delaware*	-	-	-	-	-	-	-	-	-	-	-



2025 GAME-BY-GAME

RUSHING GAME-BY-GAME

Player	No-Yds/TD	USU	UTM	TX	ULM	LATech	Lib	SHSU	KennSt
Ashten Emory	70-267/3	6-31/1	10-36/1	11-5/0	6-19/0	11-50/0	1-0/0	15-96/1	10-30/0
Skyler Locklear	48-226/3	DNP	3-37/0	DNP	DNP	1-6/0	8-58/1	13-48/2	23-77/0
Hahsaun Wilson	41-210/1	-	8-117/1	6-39/0	10-21/0	7-28/0	8-3/0	-	2-2/0
Malachi Nelson	23--13/0	7-2/0	2--2/0	3--3/0	5--15/0	3-19/0	3--14/0	DNP	DNP
Kam Thomas	16-36/0	16-36/0	DNP	DNP	DNP	DNP	DNP	DNP	DNP
Marquez Taylor	12-35/0	4-18/0	DNP	DNP	1-1/0	5-17/0	1--1/0	-	1-0/0
Shay Smith	10-23/1	-	-	2-5/1	4-11/0	2-6/0	-	1-0/0	1-1/0
Kenny Odom	9-63/0	2-16/0	-	-	DNP	-	-	3-25/0	4-22/0
Elijah McCoy	5-21/0	DNP	DNP	DNP	DNP	DNP	4-10/0	1-11/0	DNP
Eric Willis III	2-10/0	-	-	1-4/0	-	-	-	-	1-6/0
Trevon Tate	2--4/0	-	-	-	2--4/0	-	-	-	-
Josh Bell	1-4/0	DNP	1-4/0	DNP	DNP	DNP	DNP	DNP	DNP
Garrett Hawkins	1-2/0	-	1-2/0	-	DNP	DNP	DNP	DNP	DNP

RECEIVING GAME-BY-GAME

Player	No-Yds/TD	USU	UTM	TX	ULM	LATech	Lib	SHSU	KennSt
Kenny Odom	42-418/4	9-97/1	5-124/1	5-15/0	DNP	4-11/0	3-53/0	10-67/1	6-51/1
Trevon Tate	22-235/1	1-6/0	2-4/0	6-64/0	7-133/1	3-13/0	-	2-8/0	1-7/0
Eric Willis III	16-202/0	5-35/0	3-25/0	1-4/0	2-41/0	3-18/0	-	1-43/0	1-36/0
Wondame Davis Jr.	15-291/3	-	-	DNP	6-119/2	2-58/1	2-16/0	3-79/0	2-19/0
Ashten Emory	12-79/2	1-9/0	2-20/2	4-12/0	-	1-10/0	-	2-22/0	2-6/0
Toric Goins Jr.	11-192/1	1-2/0	3-105/1	5-63/0	2-22/0	DNP	-	-	-
Josh Schuchts	10-84/2	DNP	DNP	DNP	DNP	4-21/0	3-18/0	1-4/1	2-41/1
Hahsaun Wilson	6-39/0	1-2/0	-	-	1-24/0	2-6/0	2-7/0	-	-
Judah Ezinwa	4-76/0	-	-	1-33/0	1-31/0	DNP	2-12/0	DNP	DNP
Jaylan Brown	4-42/0	-	-	1-12/0	2-25/0	-	1-5/0	DNP	DNP
Kam Thomas	4-26/0	4-26/0	DNP	DNP	DNP	DNP	DNP	DNP	DNP
Marcus Torres	4-22/0	-	-	1-6/0	2-14/0	1-2/0	-	DNP	-
Marquez Taylor	3-12/0	1-4/0	DNP	DNP	-	2-8/0	-	-	-
Ashton Nickelberry	2-13/0	DNP	DNP	-	-	DNP	DNP	2-13/0	DNP



2025 GAME-BY-GAME

PASSING GAME-BY-GAME

#7 Malachi Nelson	Comp	Att	Int	Pct	Yards	TD	Long	Sacked	Effic.
Utah St.	22	34	1	64.7	178	1	34	2-13	112.5
UT Martin	14	26	0	53.8	278	4	74	1-6	194.4
Texas	24	36	2	66.7	209	0	43	2-6	104.3
ULM	22	46	2	47.8	404	3	73	3-22	134.4
Louisiana Tech	18	38	4	47.4	73	0	10	0-0	42.5
Liberty	4	10	0	40.0	21	0	9	2-14	57.6
Totals	104	190	9	54.7	1163	8	74	10-61	110.6

#8 Shay Smith	Comp	Att	Int	Pct	Yards	TD	Long	Sacked	Effic.
Utah St.	1	2	0	50.0	3	0	3	0-0	62.6
ULM	1	4	0	25.0	5	0	5	0-0	35.5
Totals	2	6	0	33.3	8	0	5	0-0	44.5

#9 Skyler Locklear	Comp	Att	Int	Pct	Yards	TD	Long	Sacked	Effic.
UT Martin	1	3	0	33.3	0	0	0	2-26	33.3
Louisiana Tech	4	6	1	66.7	74	1	35	0-0	191.9
Liberty	9	17	2	52.9	90	0	44	1-5	73.9
Sam Houston	21	26	1	80.8	236	2	43	1-14	174.7
Kennesaw St.	14	29	0	48.3	160	2	41	3-16	117.4
Totals	49	81	4	60.5	560	5	44	7-61	129.1

#23 Wondame Davis Jr.	Comp	Att	Int	Pct	Yards	TD	Long	Sacked	Effic.
Kennesaw St.	0	1	0	0.0	0	0	0	0-0	0.0
Totals	0	1	0	0.0	0	0	0	0-0	0.0



2025 TEAM GAME-BY-GAME

Date	Opponent	Rushing				Receiving				Passing				Kick Returns				Punt Returns				tot off
		no.	yds	td	lg	no.	yds	td	lg	cmp-att-int	yds	td	lg	no.	yds	td	lg	no.	yds	td	lg	
08/30/2025	at Utah St.	35	103	1	17	23	181	1	34	23-37-1	181	1	34	3	49	0	20	5	24	0	14	284
09/06/2025	UT Martin	25	194	2	94	15	278	4	74	15-29-0	278	4	74	3	64	0	25	2	23	0	15	472
09/13/2025	at Texas	23	50	1	30	24	209	0	43	24-36-2	209	0	43	1	0	0	0	2	5	0	4	259
09/20/2025	ULM	28	33	0	8	23	409	3	73	23-50-2	409	3	73	6	53	0	17	2	24	0	23	442
09/27/2025	Louisiana Tech	29	126	0	13	22	147	1	35	22-44-5	147	1	35	0	0	0	0	2	13	0	13	273
10/08/2025	Liberty	25	56	1	15	13	111	0	44	13-27-2	111	0	44	2	25	0	23	1	0	0	0	167
10/15/2025	at Sam Houston	34	175	3	34	21	236	2	43	21-26-1	236	2	43	1	22	0	22	3	3	0	7	411
10/28/2025	at Kennesaw St.	43	135	0	19	14	160	2	41	14-30-0	160	2	41	4	59	0	20	1	2	0	2	295
UTEP		242	872	8	94	155	1731	13	74	155-279-13	1731	13	74	20	272	0	25	18	94	0	23	2603
Opponents		342	1243	11	72	136	1564	8	71	136-231-3	1564	8	71	21	374	0	27	23	189	1	57	2807

UTEP Averages

Games	Avg/ rush	Avg/ catch	Pass effc	KR avg	PR avg	All purpose avg/game	Total offense avg/game
8	3.6	11.2	113.7	13.6	5.2	371.8	325.4

Date	Opponent	Tackles			Sacks no-yds	Fumble ff fr-yds	Pass Defense			blkd kick	PAT attempts			off pts				
		ua	a total	tfl-yds			int-yds	qbh	brup		kick	rush	rcv	saf	t/o	pts		
08/30/2025	at Utah St.	37	34	71	12.0-51	6-34	0	0-0	0-0	2	4	0	1-1	0	0	0	0	16
09/06/2025	UT Martin	41	54	95	11.0-45	4-34	1	1-0	0-0	6	3	0	4-5	1	0	0	7	42
09/13/2025	at Texas	37	64	101	5.0-13	0-0	0	0-0	1-5	4	3	0	1-1	0	0	0	0	10
09/20/2025	ULM	21	46	67	6.0-13	0-0	1	0-0	0-0	3	2	0	2-2	0	1	0	0	25
09/27/2025	Louisiana Tech	32	54	86	9.0-53	5-42	3	3-34	1-0	2	5	0	0-0	0	1	0	0	11
10/08/2025	Liberty	44	50	94	6.0-14	1-7	0	0-0	0-0	6	4	0	0-0	0	1	0	0	8
10/15/2025	at Sam Houston	44	24	68	5.0-23	3-21	1	1-63	0-0	0	2	1	5-5	0	0	0	0	35
10/28/2025	at Kennesaw St.	34	36	70	8.0-19	1-6	1	0-0	1-0	5	6	0	2-2	0	0	0	3	20
UTEP		290	362	652	62.0-231	20-144	7	5-97	3-5	28	29	1	15-16	1	3	0	10	167
Opponents		266	254	520	47.0-180	17-122	3	3-0	13-178	29	32	4	21-21	1	0	1	43	202

Date	Opponent	Punting							Field Goals			Kickoffs						
		no.	yds	avg	long	blkd	tb	fc	50+	i20	md-att	long	blkd	no.	yds	avg	tb	ob
08/30/2025	at Utah St.	9	428	47.6	64	0	2	1	2	1	1-1	42	0	4	250	62.5	1	1
09/06/2025	UT Martin	5	250	50.0	66	0	0	0	1	3	0-1	0	1	7	428	61.1	2	0
09/13/2025	at Texas	5	210	42.0	58	0	0	0	2	1	1-1	39	0	3	142	47.3	0	0
09/20/2025	ULM	3	126	42.0	53	0	0	0	1	0	1-2	27	0	5	320	64.0	4	0
09/27/2025	Louisiana Tech	5	233	46.6	58	0	1	1	1	1	1-2	38	1	2	127	63.5	1	0
10/08/2025	Liberty	8	366	45.8	57	0	0	0	2	3	0-0	0	0	2	129	64.5	1	0
10/15/2025	at Sam Houston	3	150	50.0	66	0	1	0	2	1	0-1	0	1	6	369	61.5	1	0
10/28/2025	at Kennesaw St.	7	298	42.6	47	0	0	0	0	1	2-2	38	0	6	341	56.8	0	1
UTEP		45	2061	45.8	66	0	4	2	11	11	6-10	42	3	35	2106	60.2	10	2
Opponents		44	1988	45.2	68	0	4	13	13	12	13-15	50	1	44	2618	59.5	15	1



2025 GAME-BY-GAME COMPARISON

Opponent	Score	First Downs			Pen	Rushing Number-Yards	Passing		Total Offense Plays-Yards	Return Yards	Turn- Overs
		Total	Rush	Pass			Comp-Att.-Int	Yards			
Utah St.	16-28	19 / 18	7 / 7	9 / 10	3 / 1	35-103 / 33-127	23-37-1 / 19-28-0	181 / 233	72-284 / 61-360	73 / 57	1 / 0
UT Martin	42-17	14 / 19	5 / 5	9 / 12	0 / 2	25-194 / 40-76	15-29-0 / 24-36-0	278 / 295	54-472 / 76-371	87 / 125	1 / 1
Texas	10-27	13 / 23	3 / 15	7 / 6	3 / 2	23-50 / 56-226	24-36-2 / 11-25-1	209 / 114	59-259 / 81-340	10 / 131	2 / 1
ULM	25-31	21 / 18	2 / 9	15 / 7	4 / 2	28-33 / 42-250	23-50-2 / 9-15-0	409 / 149	78-442 / 57-399	77 / 5	2 / 0
Louisiana Tech	11-30	15 / 16	6 / 8	8 / 5	1 / 3	29-126 / 42-95	22-44-5 / 18-26-1	147 / 137	73-273 / 68-232	47 / 113	5 / 4
Liberty	8-19	9 / 22	4 / 9	4 / 11	1 / 2	25-56 / 50-160	13-27-2 / 19-33-0	111 / 243	52-167 / 83-403	25 / 74	2 / 0
Sam Houston	35-17	19 / 20	11 / 4	7 / 13	1 / 3	34-175 / 40-159	21-26-1 / 22-36-0	236 / 239	60-411 / 76-398	88 / 99	2 / 1
Kennesaw St.	20-33	17 / 18	7 / 10	8 / 5	2 / 3	43-135 / 39-150	14-30-0 / 14-32-1	160 / 154	73-295 / 71-304	61 / 137	1 / 1
Totals	167-202	127 / 154	45 / 67	67 / 69	15 / 18	242-872 / 342-1243	155-279-13 / 136-231-3	1731 / 1564	521-2603 / 573-2807	468 / 741	16 / 8

Opponents	3rd Down Conversion	4th Down Conversion	Time of Possession	TOP Margin	Avg Yds/Rush	Avg Yds/Pass	Avg Yds/Play	Punting Number-Avg	Penalties Number-Yards	Sacks
UT Martin	4-10 / 4-17	0-0 / 2-6	21:12 / 38:48	-17:36	7.8 / 1.9	9.6 / 8.2	8.7 / 4.9	5-50.0 / 6-47.0	4-40.0 / 6-35.0	4 / 3
Texas	4-14 / 5-16	0-3 / 2-5	23:13 / 36:47	-13:34	2.2 / 4.0	5.8 / 4.6	4.4 / 4.2	5-42.0 / 4-47.8	6-33.0 / 7-78.0	0 / 2
ULM	8-19 / 2-10	1-4 / 0-1	28:09 / 31:51	-03:42	1.2 / 6.0	8.2 / 9.9	5.7 / 7.0	3-42.0 / 6-39.0	8-80.0 / 12-98.0	0 / 3
Louisiana Tech	6-17 / 4-14	1-3 / 0-1	27:45 / 32:15	-04:30	4.3 / 2.3	3.3 / 5.3	3.7 / 3.4	5-46.6 / 6-49.2	5-50.0 / 5-49.0	5 / 0
Liberty	3-15 / 3-18	1-2 / 4-5	20:03 / 39:57	-19:54	2.2 / 3.2	4.1 / 7.4	3.2 / 4.9	8-45.8 / 4-49.0	3-40.0 / 6-57.0	1 / 3
Sam Houston	3-11 / 6-17	2-3 / 0-4	24:35 / 35:25	-10:50	5.1 / 4.0	9.1 / 6.6	6.9 / 5.2	3-50.0 / 4-43.0	7-60.0 / 6-65.0	3 / 1
Kennesaw St.	2-16 / 3-14	5-5 / 1-2	30:57 / 29:03	01:54	3.1 / 3.8	5.3 / 4.8	4.0 / 4.3	7-42.6 / 7-40.9	7-75.0 / 4-49.0	1 / 3
Totals	34-117 / 29-118	12-22 / 9-24	205:17 / 274:43	-69:26	3.6 / 3.6	6.2 / 6.8	5.0 / 4.9	45-45.8 / 44-45.2	47-441.0 / 57-504.0	20 / 17

Note: Game totals are displayed in the format TEAM/OPPONENT for each category



UTEP INDIVIDUAL CAREER HIGHS

CARLOS ARREOLA (K)

Points scored _____ 5, 2x, last at SH (10/15/25)
 Kick PATs _____ 5, at SH (10/15/25)
 Points by kicking _____ 5, 2x, last at SH (10/15/25)
 Field goals made _____ 1, 2x, last vs. ULM (9/20/25)
 Field goals attempts _____ 2, vs. ULM (9/20/25)
 Long field goal _____ 42, at USU (8/30/25)

ELIJAH BALDWIN (DL)

Tackles _____ 6, at UT (9/13/25)
 Sacks _____ 1.5, at USU (8/30/25)
 Tackles for loss _____ 1.5, at USU (8/30/25)
 Pass breakups _____ 1, 2x, vs. LU (10/8/25)
 QB hurry _____ 1, vs. LU (10/8/25)

SOLO BARNES (S)

Tackles _____ 8, 2x, last vs. ULM (9/20/25)
 Sacks _____ 1.0, at SH (10/15/25)
 Tackles for loss _____ 1.0, at UT (9/13/25)
 Pass breakups _____ 1, 3x, last at SH (10/15/25)
 Forced fumble _____ 1, vs. ULM (9/20/25)
 Fumble recovery _____ 1, vs. LT (9/27/25)

JOSH BELL (RB)

Rush attempts _____ 1, vs. UTM (9/6/25)
 Rushing yards _____ 4, vs. UTM (9/6/25)
 Long rush _____ 4, vs. UTM (9/6/25)
 Total offense yards _____ 4, vs. UTM (9/6/25)
 All-purpose yards _____ 4, vs. UTM (9/6/25)

MARCELL BLOCKER (CB)

Tackles _____ 4, vs. LU (10/8/25)
 Pass breakups _____ 1, 2x, last at SH (10/15/25)

NOAH BOTSFORD (P)

Punts _____ 8, at USU (8/30/25)
 Punt yards _____ 381, at USU (8/30/25)
 Punt average _____ 50.0, 2x, last at SH (10/15/25)
 Long punt _____ 66, 2x, last at SH (10/15/25)

SHAKAUN BOWSER (DL)

Tackles _____ 4, at UT (9/13/25)
 Sacks _____ 1.0, vs. UTM (9/6/25)
 Tackles for loss _____ 1.5, vs. UTM (9/6/25)

JAYLAN BROWN (WR)

Receptions _____ 2, vs. ULM (9/20/25)
 Receiving Yards _____ 25, vs. ULM (9/20/25)
 Long reception _____ 20, vs. ULM (9/20/25)
 All-purpose yards _____ 25, at UT (9/13/25)

DYLAN BROWN-TURNER (LB)

Tackles _____ 2, 2x, last at SH (10/15/25)

VASHON BRUNSWICK II (LB)

Tackles _____ 5, at SH (10/15/25)
 Sacks _____ 1.0, at SH (10/15/25)
 Tackles for loss _____ 1.0, at SH (10/15/25)

NEIL CAMPBELL (CB)

Tackles _____ 14, vs. LU (10/8/25)
 Sacks _____ 1.0, 2x, last at KSU (10/28/25)
 Tackles for loss _____ 2.5, vs. UTM (9/6/25)
 Forced fumble _____ 1, vs. UTM (9/6/25)
 Pass breakup _____ 1, 2x, at UT (9/13/25)
 QB hurry _____ 1, vs. ULM (9/20/25)

ASHTON COKER (DT)

Tackles _____ 5, vs. LT (9/27/25)
 Tackles for loss _____ 2.0, vs. UTM (9/6/25)
 QB Hurries _____ 1, at KSU (10/28/25)

JUSTIN CONTENT (CB)

Tackles _____ 13, vs. LT (9/27/25)
 Tackles for loss _____ 1.0, 2x, last at KSU (10/28/25)
 Interceptions _____ 1, vs. LT (9/27/25)
 Pass Breakups _____ 2, at KSU (10/28/25)
 QB Hurries _____ 1, at KSU (10/28/25)

TANNER CRAGUN (K)

Points scored _____ 6, at KSU (10/28/25)
 Points by kicking _____ 6, at KSU (10/28/25)
 Field goals made _____ 2, at KSU (10/28/25)
 Field goals attempts _____ 2, at KSU (10/28/25)
 Long field goal _____ 38, 2x, last at KSU (10/28/25)

MICAH DAVEY (LB)

Tackles _____ 17, at KSU (10/28/25)
 Tackles for loss _____ 1.5, at KSU (10/28/25)
 Sacks _____ 1.0, at USU (8/30/25)
 QB hurries _____ 1, vs. UTM (9/6/25)
 Fumble recovery _____ 1, vs. LT (9/27/25)

WONDAME DAVIS JR. (WR)

Points Scored _____ 12, vs. ULM (9/20/25)
 Receptions _____ 6, vs. ULM (9/20/25)
 Receiving Yards _____ 119, vs. ULM (9/20/25)
 Long Reception _____ 44, vs. ULM (9/20/25)
 Receiving TDs _____ 2, vs. ULM (9/20/25)
 Kickoff Returns _____ 4, at KSU (10/28/25)
 Kickoff Yards _____ 59, at KSU (10/28/25)
 Long KOR _____ 20, at KSU (10/28/25)
 All-purpose yards _____ 121, vs. ULM (9/20/25)

ASHTEN EMORY (RB)

Points Scored _____ 18, vs. UTM (9/6/25)
 Rush attempts _____ 15, at SH (10/15/25)
 Rushing yards _____ 96, at SH (10/15/25)
 Rush TD _____ 1, 3x, last at SH (10/15/25)
 Long rush _____ 34, at SH (10/15/25)
 Receptions _____ 4, at UT (9/13/25)
 Receiving Yards _____ 22, at SH (10/15/25)
 Long reception _____ 21, at SH (10/15/25)
 Receiving TDs _____ 2, vs. UTM (9/6/25)
 Total offense attempts _____ 17, at SH (10/15/25)
 Total offense yards _____ 96, at SH (10/15/25)
 All-purpose yards _____ 118, at SH (10/15/25)

UDOKA EZEANI (BANDIT)

Tackles _____ 7, at USU (8/30/25)
 Sacks _____ 2.0, vs. LT (9/27/25)
 Tackles for loss _____ 4.0, at USU (8/30/25)
 QB hurry _____ 1, 4x, last at KSU (10/28/25)
 Forced fumble _____ 2, vs. LT (9/27/25)
 Pass breakups _____ 1, at UT (9/13/25)

JUDAH EZINWA (TE)

Receptions _____ 2, vs. LU (10/8/25)
 Receiving Yards _____ 33, at UT (9/13/25)
 Long reception _____ 33, at UT (9/13/25)
 Total offense attempts _____ 1, at UT (9/13/25)
 All-purpose yards _____ 33, at UT (9/13/25)

ALLEN GANT (S)

Tackles _____ 1, 2x, last at UT (9/13/25)

TORIC GOINS JR. (WR)

Points Scored _____ 6, vs. UTM (9/6/25)
 Receptions _____ 5, at UT (9/13/25)
 Receiving Yards _____ 105, vs. UTM (9/6/25)
 Long reception _____ 49, vs. UTM (9/6/25)
 Receiving TDs _____ 1, vs. UTM (9/6/25)
 All-purpose yards _____ 105, vs. UTM (9/6/25)

YESSMAN GREEN (CB)

Tackles _____ 2, 2x, last at SH (10/15/25)
 Sacks _____ 0.5, vs. UTM (9/6/25)
 Tackles for loss _____ 0.5, vs. UTM (9/6/25)

JAIME GUERRERO (S)

Tackles _____ 1, 3x, last vs. UTM (9/6/25)

COLE GUSTAFSON (DL)

Tackles _____ 4, vs. LT (9/27/25)
 Sacks _____ 1.0, vs. LT (9/27/25)
 Tackles for loss _____ 1.0, vs. LT (9/27/25)
 QB hurry _____ 1, 2x, last vs. LT (9/27/25)
 Pass breakup _____ 1, vs. LT (9/27/25)

ASHAAD HALL (DL)

Tackles _____ 3, at USU (8/30/25)
 Sacks _____ 2.0, at USU (8/30/25)
 Tackles for loss _____ 2.0, at USU (8/30/25)
 Pass breakup _____ 1, vs. UTM (9/6/25)
 QB hurry _____ 2, 2x, last vs. LU (10/8/25)

JOSH HANCOCK (LB)

Tackles _____ 2, at USU (8/30/25)

CADEN HARRIS (WR)

Kickoff Returns _____ 1, 2x, last at MT (11/18/23)
 Kickoff Yards _____ 28, at NU (9/9/23)
 Long KOR _____ 28, at NU (9/9/23)
 All-purpose yards _____ 28, at NU (9/9/23)

GARRETT HAWKINS (LB)

Tackles _____ 5, 2x, last at UT (9/13/25)
 Tackles for loss _____ 0.5, vs. UTM (9/6/25)
 QB hurries _____ 1, vs. UTM (9/6/25)
 Rush attempts _____ 1, vs. UTM (9/6/25)
 Rushing yards _____ 2, vs. UTM (9/6/25)
 Long rush _____ 2, vs. UTM (9/6/25)
 Total offense yards _____ 2, vs. UTM (9/6/25)
 All-purpose yards _____ 2, vs. UTM (9/6/25)

NIK HENRY (WR)

Tackles _____ 1, 2x, last vs. UTM (9/6/25)
 Kickoff Returns _____ 5, vs. ULM (9/20/25)
 Kickoff Yards _____ 51, vs. ULM (9/20/25)
 Long KOR _____ 17, vs. ULM (9/20/25)
 All-purpose yards _____ 51, vs. ULM (9/20/25)

KD JOHNSON (DT)

Tackles _____ 8, 2x, last at UT (9/13/25)
 Tackles for loss _____ 2.0, vs. SUU (9/7/24)
 Sacks _____ 2.0, vs. SUU (9/7/24)
 QB Hurries _____ 2, at UT (9/13/25)
 Pass breakups _____ 1, at UT (9/13/25)

TYLER JONES (S)

Tackles _____ 1, at USU (8/30/25)

SKYLER LOCKLEAR (QB)

Points Scored _____ 12, 2x, last at SH (10/15/25)
 Pass attempts _____ 43, at LU (9/14/24)
 Pass completions _____ 28, vs. KSU (11/9/24)
 Pass yards _____ 327, vs. KSU (11/9/24)
 Pass TDs _____ 4, vs. KSU (11/9/24)
 Long pass _____ 69, at NM State (11/30/24)
 Rush attempts _____ 23, at KSU (10/28/25)
 Rush yards _____ 77, at KSU (10/28/25)
 Long rush _____ 63, vs. UTM (9/6/25)
 Rushing TDs _____ 2, at SH (10/15/25)
 Receptions _____ 1, 3x, last at UT (11/23/24)
 Receiving Yards _____ 27, at UT (11/23/24)
 Long reception _____ 27, at UT (11/23/24)
 Receiving TDs _____ 1, vs. SUU (9/7/24)
 Total offense attempts _____ 45, vs. SUU (9/7/24)
 Total offense yards _____ 357, vs. KSU (11/9/24)
 All-purpose yards _____ 58, vs. LU (10/8/25)



UTEP INDIVIDUAL CAREER HIGHS

KODE LOWE (S)

Tackles _____ 8, vs. ULM (9/20/25)
 Tackles for loss _____ 2.0, vs. ULM (9/20/25)
 QB hurry _____ 1, vs. LU (10/8/25)
 Forced fumbles _____ 1, at SH (10/15/25)

CADE MCCONNELL (QB)

Points Scored _____ 2, vs. UTM (9/6/25)
 Pass attempts _____ 41, at MT (11/18/23)
 Pass completions _____ 24, at MT (11/18/23)
 Pass yards _____ 364, at MT (11/18/23)
 Pass TDs _____ 2, 3x, last at CSU (9/21/24)
 Long pass _____ 80, 2x, last at MT (11/18/23)
 Rush attempts _____ 6, 2x, last at MT (11/18/23)
 Rush yards _____ 15, at SH (10/25/23)
 Long rush _____ 13, at SH (10/25/23)
 Total offense att. _____ 47, at MT (11/18/23)
 Total offense yards _____ 354, at MT (11/18/23)
 All-purpose yards _____ 13, at SH (10/25/23)

ELIJAH MCCOY (RB)

Rush attempts _____ 4, vs. LU (10/8/25)
 Rushing yards _____ 10, vs. LU (10/8/25)
 Long rush _____ 6, vs. LU (10/8/25)
 Total Offense _____ 10, vs. LU (10/8/25)
 All-purpose yards _____ 10, vs. LU (10/8/25)

MALACHI NELSON (QB)

Pass attempts _____ 46, vs. ULM (9/20/25)
 Pass completions _____ 24, at UT (9/13/25)
 Pass yards _____ 404, vs. ULM (9/20/25)
 Pass TDs _____ 4, vs. UTM (9/6/25)
 Long pass _____ 74, vs. UTM (9/6/25)
 Rush attempts _____ 7, at USU (8/30/25)
 Rush yards _____ 2, at USU (8/30/25)
 Long rush _____ 5, at USU (8/30/25)
 Total offense attempts _____ 51, vs. ULM (9/20/25)
 Total offense yards _____ 389, vs. ULM (9/20/25)
 All-purpose yards _____ 2, at USU (8/30/25)
 Punts _____ 1, at USU (8/30/25)
 Punt yards _____ 47, at USU (8/30/25)
 Punt average _____ 47.0, at USU (8/30/25)
 Long punt _____ 47, at USU (8/30/25)

ASHTON NICKELBERRY (WR)

Receptions _____ 2, 2x, last at SH (10/15/25)
 Receiving Yards _____ 29, at CSU (9/21/24)
 Long reception _____ 29, at CSU (9/21/24)
 Kickoff Returns _____ 2, vs. MTSU (11/2/24)
 Kickoff Yards _____ 24, vs. MTSU (11/2/24)
 Long KOR _____ 21, vs. KSU (11/9/24)
 All-purpose yards _____ 39, vs. MTSU (11/2/24)

KENNY ODOM (WR)

Points Scored _____ 18, vs. KSU (11/9/24)
 Receptions _____ 10, at SH (10/15/25)
 Receiving Yards _____ 128, at CSU (9/21/24)
 Long reception _____ 76, at WKU (10/10/24)
 Receiving TDs _____ 3, vs. KSU (11/9/24)
 Rush attempts _____ 2, at USU (8/30/25)
 Rush yards _____ 16, at USU (8/30/25)
 Long rush _____ 10, at USU (8/30/25)
 Kickoff Returns _____ 3, vs. SH (10/3/24)
 Kickoff Yards _____ 48, vs. SH (10/3/24)
 Long KOR _____ 23, at CSU (9/21/24)
 All-purpose yards _____ 151, at CSU (9/21/24)
 Tackles _____ 2, vs. MTSU (11/2/24)

JOSHUA RUDOLPH (LB)

Tackles _____ 8, 2x, last vs. UTM (9/6/25)
 Tackles for loss _____ 1.0, at USU (8/30/25)
 Sacks _____ 0.5, at USU (8/30/25)
 Fumble recovery _____ 1, vs. UTM (9/6/25)

LANTZ RUSSELL (S)

Tackles _____ 12, vs. SH (10/3/24)
 Sacks _____ 1.0, 3x, last vs. LU (10/8/25)
 Tackles for loss _____ 2.0, at WKU (10/10/24)
 Pass Breakups _____ 1, 4x, last vs. LT (9/27/25)
 Interceptions _____ 1, 2x, last vs. FIU (10/16/24)

TYLER SCOTT (DL)

Tackles _____ 2, vs. UTM (9/6/25)

JOSH SCHUCHTS (WR)

Points Scored _____ 6, 2x, last at KSU (10/28/25)
 Receptions _____ 4, vs. LT (9/27/25)
 Receiving Yards _____ 41, at KSU (10/28/25)
 Long reception _____ 41, at KSU (10/28/25)
 Receiving TDs _____ 1, 2x, last at KSU (10/28/25)
 All-purpose yards _____ 41, at KSU (10/28/25)

STRATTON SHUFELT (LB)

Tackles _____ 7, at WKU (10/10/24)
 Pass Breakups _____ 1, 2x, last vs. UTM (9/6/25)
 QB hurries _____ 1, at WKU (10/10/24)

SHAY SMITH (QB)

Points Scored _____ 6, 2x, last at UT (9/13/25)
 Pass attempts _____ 4, vs. ULM (9/20/25)
 Pass completions _____ 2, at NEB (8/31/24)
 Pass yards _____ 14, at NEB (8/31/24)
 Long pass _____ 11, at NEB (8/31/24)
 Rush attempts _____ 4, vs. ULM (9/20/25)
 Rush yards _____ 11, vs. ULM (9/20/25)
 Long rush _____ 8, vs. ULM (9/20/25)
 Rush TDs _____ 1, 2x, last at UT (9/13/25)
 Total offense attempts _____ 8, vs. ULM (9/20/25)
 Total offense yards _____ 16, vs. ULM (9/20/25)
 All-purpose yards _____ 11, vs. ULM (9/20/25)

XAVIER SMITH (S)

Tackles _____ 10, at LU (9/14/24)
 Tackles for loss _____ 1.0, at KSU (10/28/25)
 Fumbles recovered _____ 1, at LU (9/14/24)
 Pass Breakups _____ 2, vs. KSU (11/9/24)
 QB hurries _____ 1, vs. UTM (9/6/25)
 Interceptions _____ 1, at UT (9/13/25)

ALEX SZCZESNIAK (TE)

Tackles _____ 2, vs. LU (10/8/25)

TREVON TATE (WR)

Points Scored _____ 6, vs. ULM (9/20/25)
 Receptions _____ 7, vs. ULM (9/20/25)
 Receiving Yards _____ 133, vs. ULM (9/20/25)
 Long reception _____ 73, at UT (9/13/25)
 Receiving TDs _____ 1, vs. ULM (9/20/25)
 All-purpose yards _____ 122, vs. ULM (9/20/25)

MARQUEZ TAYLOR (RB)

Rush attempts _____ 5, vs. LT (9/27/25)
 Rushing yards _____ 18, at USU (8/30/25)
 Long rush _____ 10, at USU (8/30/25)
 Receptions _____ 2, vs. LT (9/27/25)
 Receiving Yards _____ 8, vs. LT (9/27/25)
 Long reception _____ 7, vs. LT (9/27/25)
 Kickoff Returns _____ 3, at USU (8/30/25)
 Kickoff Return Yards _____ 49, at USU (8/30/25)
 Long KR _____ 20, at USU (8/30/25)
 Total offense attempts _____ 5, at USU (8/30/25)
 Total offense yards _____ 18, at USU (8/30/25)
 All-purpose yards _____ 71, at USU (8/30/25)

EKOW TAYLOR (BANDIT)

Tackles _____ 2, vs. SUU (9/7/24)
 Sacks _____ 1.0, vs. LT (9/27/25)
 Tackles for loss _____ 1.0, vs. LT (9/27/25)
 Fumble recoveries _____ 1, at SH (10/15/25)

KAM THOMAS (MB)

Points Scored _____ 6, 2x, last at NMSU (11/30/24)
 Rush attempts _____ 16, at USU (8/30/25)
 Rushing yards _____ 36, at USU (8/30/25)
 Long rush _____ 17, at USU (8/30/25)
 Receptions _____ 8, at LU (9/14/24)
 Receiving Yards _____ 99, vs. SUU (9/7/24)
 Long reception _____ 69, at NM State (11/30/24)
 Receiving TDs _____ 1, at NEB (8/31/24)
 Punt Returns _____ 5, at USU (8/30/25)
 Punt Return Yards _____ 29, at NEB (8/31/24)
 Long PR _____ 92, at NMSU (11/30/24)
 PR TD _____ 1, at NMSU (11/30/24)
 Kickoff Returns _____ 3, at LU (9/14/24)
 Kickoff Return Yards _____ 43, at LU (9/14/24)
 Long KOR _____ 23, vs. SUU (9/7/24)
 Total offense attempts _____ 11, at LU (9/14/24)
 Total offense yards _____ 26, vs. SH (8/31/24)
 All-purpose yards _____ 199, at NMSU (11/30/24)

DONTE THOMPSON (SPUR)

Tackles _____ 7, at UT (9/13/25)
 Tackles for loss _____ 1, vs. UTM (9/6/25)
 Pass breakup _____ 1, at USU (8/30/25)
 QB hurry _____ 1, at USU (8/30/25)

JET THOMPSON (WR)

Kickoff Returns _____ 3, vs. UTM (9/6/25)
 Kickoff Yards _____ 63, vs. UTM (9/6/25)
 Long KOR _____ 25, vs. UTM (9/6/25)
 All-purpose yards _____ 63, vs. UTM (9/6/25)

MARCUS TORRES (WR)

Receptions _____ 2, vs. ULM (9/20/25)
 Receiving Yards _____ 14, vs. ULM (9/20/25)
 Long reception _____ 8, vs. ULM (9/20/25)
 All-purpose yards _____ 8, vs. ULM (9/20/25)

DARNELL WILLIAMS (S)

Tackles _____ 1, at SH (10/15/25)

ERIC WILLIS III (WR)

Receptions _____ 5, at USU (8/30/25)
 Receiving Yards _____ 43, at SH (10/15/25)
 Long reception _____ 43, at SH (10/15/25)
 Rush attempts _____ 1, at UT (9/13/25)
 Rush yards _____ 4, at UT (9/13/25)
 Long rush _____ 4, at UT (9/13/25)
 Punt Returns _____ 3, at SH (10/15/25)
 Punt Return Yards _____ 24, vs. ULM (9/20/25)
 Long PR _____ 23, vs. ULM (9/20/25)
 Kickoff Returns _____ 1, vs. LU (10/8/25)
 Kickoff Return Yards _____ 23, vs. LU (10/8/25)
 Long KOR _____ 23, vs. LU (10/8/25)
 All-purpose yards _____ 68, at SH (10/15/25)

DAVID WILSON (DB)

Tackles _____ 1, vs. UTM (9/6/25)

HAHSAUN WILSON (RB)

Points Scored _____ 6, vs. UTM (9/6/25)
 Rush attempts _____ 8, vs. UTM (9/6/25)
 Rushing yards _____ 117, vs. UTM (9/6/25)
 Rush TD _____ 1, vs. UTM (9/6/25)
 Long rush _____ 94, vs. UTM (9/6/25)
 Receptions _____ 2, vs. LU (10/8/25)
 Receiving Yards _____ 24, vs. ULM (9/20/25)
 Long reception _____ 24, vs. ULM (9/20/25)
 Total Offense _____ 117, vs. UTM (9/6/25)
 All-purpose yards _____ 117, vs. UTM (9/6/25)



JAYDEN WILSON (LB)

Tackles _____ 16, vs. LU (10/8/25)
 Sacks _____ 0.5, vs. LT (9/27/25)
 Tackles for loss _____ 2.0, vs. LU (10/8/25)
 QB hurry _____ 1, 2x, last vs. LU (10/8/25)
 Interceptions _____ 1, at KSU (10/28/25)
 Forced fumble _____ 1, 2x, last at KSU (10/28/25)
 Fumble recovery _____ 1, vs. LT (9/27/25)



UTEP FOOTBALL 2025 RECAPS

Game #1

 UTEP (0-1, 0-0)	16
 Utah State (1-0, 0-0)	28

Logan, Utah • Merlin Olsen Field (16,448)
Aug. 30, 2025

UTEP took a lead late in the first quarter after Malachi Nelson's 34-yard touchdown pass to Kenny Odom, but Utah State would go on to outscore the Miners 25-9 on its way to a 28-16 final on Aug. 30 in Merlin Olsen Field at Maverik Stadium.

UTEP (0-1) struggled on offense, gaining 284 yards of total offense on 72 plays, while Utah State (1-0) tallied 360 yards on 61 plays. The Miners tallied 19 first downs to the Aggies' 18.

Nelson, who made his first collegiate start, finished the game 22-of-34 passing for 178 yards, a touchdown and an interception. Odom recorded a career-high nine receptions for 97 yards and a touchdown. Overall, Odom had 113 all-purpose yards after gaining 16 on two carries. Eric Willis III, who made his Miner debut, hauled in five receptions for 35 yards.

Defensively, multiple student-athletes make their UTEP debut. Joshua Rudolph tallied eight tackles, tied for second most on the night, and had a half sack. Ashaad Hall posted 2.0 sacks, while Udoka Ezeani tallied a sack and seven tackles. Micah Davey finished with eight tackles and a sack.

The defense racked up six sacks, while returnee Xavier Smith led the defense with nine tackles. Redshirt freshman Elijah Baldwin tallied his first career sack with 1.5.

Utah State opened the contest with an early 3-0 lead following a Tanner Rinker 49-yard field goal at the 9:48 mark. The Aggies drove 49 yards on 10 plays (5:09).

The Miners answered on their second possession when Nelson threw his first collegiate touchdown pass. He found Odom on a 34-yard toss that gave UTEP the lead. Carlos Arreola, in his UTEP debut, hit the PAT for a 7-3 advantage at the 4:30 mark of the first quarter. Nelson led the "Blue Blaze" on a 61-yard drive on four plays that took only 1:08 off the clock.

SCORE BY QUARTERS

TEAM	1ST	2ND	3RD	4TH	TOTAL
UTEP	7	3	0	6	16
USU	10	10	8	0	28

QTR TIME SCORING PLAY

1st	09:48	USU - Rinker 49-yard FG, 10-49, 05:09
	04:30	UTEP - Odom 38-yard pass from Nelson (Arreola kick), 4-61, 01:08
	00:18	USU - Davis 58-yard rush (Rinker kick), 1-58, 00:12
2nd	08:36	USU - Rinker 28-yard FG, 12-62, 04:52
	01:56	USU - Lane 52-yard pass from Barnes (Rinker kick), 5-80, 01:43
	00:02	UTEP - Arreola 42-yard FG, 11-56, 01:49
3rd	08:35	USU - Barnes 12-yard rush (Garcia rush), 6-93, 02:37
4th	13:48	UTEP - Emory 2-yard rush (Odom pass from Nelson failed), 7-69, 02:29

TEAM STATISTICS

	UTEP	USU
First Downs	19	18
Rushing Attempts-Yards	35-103	33-127
Passing Yards	181	233
Passes	23-37-1	19-28-0
Total Offense	284	360
Punt Returns-Yards	5-24	5-22
Kickoff Returns-Yards	3-49	2-35
Punts-Average	9-47.6	7-47.4
Fumbles-Lost	0-0	0-0
Penalties-Yards	7-63	11-73
Time of Possession	29:23	30:37

UTEP Leaders

Passing	C-A-I	YDS	TD	LG
Nelson	22-34-1	178	1	34

Rushing	ATT.	YDS	TD	LG
Thomas	16	36	0	17
Emory	6	31	1	11

Receiving	Rec.	YDS	TD	LG
Odom	9	97	1	34
Willis III	5	35	0	14

Tackles	U-A-T	Sack-YD	TFL-YD	INT
Smith	4-5-9	0.0-0	0.0-1	0
Rudolph	3-5-8	0.5-2	1.0-3	0

USU Leaders



Passing	C-A-I	YDS	TD	LG
Barnes	19-28-0	233	1	52

Rushing	ATT.	YDS	TD	LG
Davis	12	88	1	58
Barnes	15	29	1	18

Receiving	Rec.	YDS	TD	LG
Davis	6	61	0	30
Pegan	5	38	0	14

Tackles	U-A-T	Sack-YD	TFL-YD	QBH
Avinger	8-3-11	0.0-0	0.0-0	0
Miller	3-7-10	1.0-7	1.5-8	1

Game #2

 UT Martin (0-2, 0-0)	17
 UTEP (1-1, 0-0)	42

El Paso, Texas • Sun Bowl Stadium (31,112)
Sept. 6, 2025

Malachi Nelson threw four touchdowns, Hahsaun Wilson rushed for 117 yards, including breaking off the longest play from scrimmage in program history, Ashton Emory totaled three touchdowns, Kenny Odom (124) and Toric Goins Jr. (105) each hit the century mark in receiving yards, and Micah Davey racked up 14 tackles to lead UTEP in a dominant 42-17 victory over UT Martin in front of 31,112 rowdy fans in the Sun Bowl on Sept. 6.

The Miners (1-1) won their first home opener in two years while the "Blue Blaze" offense amassed 472 yards of total offense, the most during the Scotty Walden era. The Miners scored four touchdowns on their first six drives on the way to staking a commanding 28-7 halftime lead. UTEP extended its cushion to as many as 32 (42-10) before settling for the 25-point triumph. It marked the largest victory since 2022.

The Skyhawks, who had won 34 games in their previous four years, dropped to 0-2 on the season.

UTEP rushed for 194 yards on 25 attempts (7.8 avg.), but it was a much different story for the visitors. The "Orange Swarm" defense shut down the UTM ground attack, allowing only 76 yards on 40 rush attempts (1.9 avg.). It was the fewest rushing yards by a Miners' opponent with at least 40 attempts since 1971.

Nelson finished the night 14-of-26 with career highs in passing yards (278) and touchdown tosses (four). He was only sacked once, while he completed a career-long 74-yard touchdown strike to Odom in the third quarter.

Wilson highlighted the evening with a 94-yard scoring sprint, the longest play from scrimmage in program history.

SCORE BY QUARTERS

TEAM	1ST	2ND	3RD	4TH	TOTAL
UTM	0	7	3	7	17
UTEP	7	21	14	0	42

QTR TIME SCORING PLAY

1st	11:34	UTEP - Emory 2-yard rush (Arreola kick), 4-25, 00:50
2nd	14:48	UTM - Bailey 11-yard rush (Hechter kick), 5-33, 02:02
	12:27	UTEP - Goins Jr. 48-yard pass from Nelson (Arreola kick), 6-76, 02:07
	08:02	UTEP - Emory 8-yard pass from Nelson (McConnell rush), 6-76, 02:35
	05:00	UTEP - Wilson 94-yard rush (Arreola kick blocked), 2-96, 00:35
3rd	07:21	UTM - Hechter 21-yard FG, 13-68, 06:14
	06:25	UTEP - Odom 74-yard pass from Nelson (Arreola kick), 2-70, 00:48
	03:11	UTEP - Emory 12-yard pass from Nelson (Arreola kick), 4-34, 01:15
4th	12:07	UTM - Wilson 20-yard pass from Bauer (Hechter kick), 12-79, 05:58

TEAM STATISTICS

	UTM	UTEP
First Downs	19	14
Rushing Attempts-Yards	40-76	25-194
Passing Yards	295	278
Passes	24-36-0	15-29-0
Total Offense	371	472
Punt Returns-Yards	5-31	2-23
Kickoff Returns-Yards	5-294	3-64
Punts-Average	6-47.0	5-50.0
Fumbles-Lost	1-1	1-1
Penalties-Yards	6-35	4-40
Time of Possession	38:48	21:12

UTEP Leaders

Passing	C-A-I	YDS	TD	LG
Nelson	14-26-0	278	4	74

Rushing	ATT.	YDS	TD	LG
Wilson	8	117	1	94
Locklear	3	37	0	63

Receiving	Rec.	YDS	TD	LG
Odom	5	124	1	74
Goins Jr.	3	105	1	49

Tackles	U-A-T	Sack-YD	TFL-YD	QBH
Davey	8-6-14	0.0-0	0.0-0	1
Content	2-7-9	0.0-0	0.0-0	0

UTM Leaders

Passing	C-A-I	YDS	TD	LG
Berry	10-17-0	75	0	27

Rushing	ATT.	YDS	TD	LG
Lambson	20	183	2	46
Berry	13	53	0	21


Receiving	Rec.	YDS	TD	LG
Mitchell	3	62	1	40
Carr	2	32	0	27

Tackles	U-A-T	Sack-YD	TFL-YD	FF
Dawkins	5-4-9	1.0-6	2.5-8	1
Stevenson	6-2-8	0.0-0	0.0-0	0



UTEP FOOTBALL 2025 RECAPS

Game #3

 UTEP (1-2, 0-0)	10
#7 Texas (2-1, 0-0)	27

**Austin, Texas • DKR (102,025)
Sept. 13, 2025**

The UTEP football team battled #7 Texas on virtually even terms for the first two periods on Saturday, before the Longhorns slowly pulled away in the second half for a 27-10 victory on a hot and humid Saturday afternoon in Austin.

The loss overshadowed a tremendous performance by a UTEP defense that appeared to strengthen as the game went on. The Miners (1-2) yielded 100 yards in the first quarter, 87 in the second, 67 in the third and 86 in the fourth. El Pasoans scored all of UTEP's points, as Carlos Arreola connected on a field goal and Shay Smith rushed for a touchdown.

The 27 points were the fewest scored by Texas against UTEP since 1933 (22), and the second-fewest totaled by the Longhorns in the all-time, seven-game series with the Miners. The 17-point margin of victory was also the second-lowest by Texas versus UTEP, surpassed only by a 16-point cushion (22-6) in 1933. UTEP allowed 340 yards, the lowest against the Longhorns in the modern era.

"We played extremely physical and hard," Walden said. "I'm very proud of this football team. I'm extremely proud of the effort that I saw on defense, extremely proud of the finish by the offense. I am extremely proud of the way we finished the game with a touchdown and that says a lot about our character. The defense also played lights out and held strong. [Texas] had to earn everything they got."

Texas (2-1) fielded a defense that was equally as stout on Saturday, limiting UTEP to 259 yards and keeping the Miners out of the end zone until El Paso's own Smith rambled for a two-yard TD late in the fourth quarter.

Texas led 14-3 at the break. But the lead was only 7-3 until Arch Manning rushed for a five-yard touchdown with one second remaining in the half. That capped a seven-play, 40-yard drive that provided a little separation between the UT system programs.

SCORE BY QUARTERS

TEAM	1ST	2ND	3RD	4TH	TOTAL
UTEP	0	3	0	7	10
UT	7	7	6	7	27

QTR TIME SCORING PLAY

1st	05:26	UT - Manning 2-yard rush (Shipley kick), 9-53, 04:56
2nd	01:55	UTEP - Arreola 39-yard FG, 7-56, 02:10
	00:01	UT - Manning 5-yard rush (Shipley kick), 7-40, 00:53
3rd	07:50	UT - Shipley 31-yard FG, 9-25, 04:55
	01:41	UT - Shipley 30-yard FG, 10-37, 05:00
4th	10:52	UT - Wingo 4-yard pass from Manning (Shipley kick), 8-47, 03:40
	01:57	UTEP - Smith 2-yard rush (Arreola kick), 7-87, 02:56

TEAM STATISTICS

	UTEP	UT
First Downs	13	23
Rushing Attempts-Yards	23-50	56-226
Passing Yards	209	114
Passes	24-36-2	11-25-1
Total Offense	259	340
Punt Returns-Yards	2-5	3-72
Kickoff Returns-Yards	1-0	3-43
Punts-Average	5-42.0	4-47.8
Fumbles-Lost	0-0	1-0
Penalties-Yards	6-33	7-78
Time of Possession	21:41	36:47


UTEP Leaders

	C-A-I	YDS	TD	LG
Passing				
Nelson	24-36-2	209	0	43
Rushing	ATT.	YDS	TD	LG
Wilson	6	39	0	30
Emory	11	5	0	3
Receiving	Rec.	YDS	TD	LG
Tate	6	64	0	43
Goins Jr.	5	63	0	23
Tackles	U-A-T	Sack-YD	TFL-YD	INT
Davey	3-6-9	0.0-0	0.5-1	0
Wilson	4-4-8	0.0-0	1.5-7	0

UT Leaders

	C-A-I	YDS	TD	LG
Passing				
Manning	11-25-1	114	1	23
Rushing	ATT.	YDS	TD	LG
Simon	17	67	0	13
Gibson	18	64	0	10
Receiving	Rec.	YDS	TD	LG
Wingo	3	32	1	15
Clark	2	32	0	23
Tackles	U-A-T	Sack-YD	TFL-YD	INT
Lefau	2-5-7	0.0-0	1.0-3	0
Taaffe	4-2-6	0.0-0	0.0-0	0

Game #4

 ULM (2-1, 0-0)	31
UTEP (1-3, 0-0)	25

**El Paso, Texas • Sun Bowl Stadium (15,272)
Sept. 20, 2025**

Malachi Nelson became the first Miner quarterback to surpass 400 yards in passing in 16 years, but the UTEP football team's rally came up short in a 31-25 setback at the hands of ULM in the Sun Bowl Saturday night.

The Warhawks (2-1) took a commanding 31-7 advantage midway through the third quarter before UTEP (1-3) started to mount a comeback. Carlos Arreola started it with a 27-yard field goal to cut the deficit to 21 (31-10) heading to the fourth quarter.

Nelson then connected with Wondame Davis Jr. on a 44-yard strike to bring the Orange and Blue a bit closer. A two-point conversion toss to Hahsaun Wilson made it a 13-point game. After another stop, Nelson found Davis Jr. from 20 yards out to cut the deficit to six.

Nelson threw for a career-best 404 yards on 22-of-46 passing and three touchdowns. He became the first UTEP QB to eclipse 400 yards since Trevor Vittoe did so in 2009. Davis Jr. produced breakout numbers as the redshirt freshman, who had one catch for seven yards in his career, gained 119 yards on six catches and two scores.

The Miners gained 442 yards of total offense, while the Warhawks put up 399 yards, including a staggering 250 yards rushing on 42 attempts (6.0 avg.). The Miners only gained 33 yards on 28 carries (1.2 avg.)

On the game's first possession, the Miners drove the ball to the ULM 4 before giving up the ball on a turnover on downs.

SCORE BY QUARTERS

TEAM	1ST	2ND	3RD	4TH	TOTAL
ULM	14	10	7	0	31
UTEP	7	0	3	15	25

QTR TIME SCORING PLAY

1st	07:44	ULM - Godfrey 12-yard pass from Armenta (Stagg kick), 3-96, 01:37
	07:27	UTEP - Tate 73-yard pass from Nelson (Arreola kick), 1-73, 00:12
	02:31	ULM - McReynolds 40-yard rush (Stagg kick), 2-77, 00:49
2nd	12:42	ULM - Bibbs 35-yard pass from Armenta (Stagg rush), 6-74, 03:07
	05:40	ULM - Stagg 44-yard FG, 10-49, 05:15
3rd	07:53	ULM - Herring 1-yard rush (Stagg kick), 6-27, 03:20
	05:39	UTEP - Arreola 27-yard FG, 9-78, 02:09
4th	13:31	UTEP - Davis Jr. 44-yard pass from Nelson (Wilson pass from Nelson), 3-67, 01:21
	06:00	UTEP - Davis Jr. 20-yard pass from Nelson (Arreola kick), 8-77, 02:35

TEAM STATISTICS

	ULM	UTEP
First Downs	18	21
Rushing Attempts-Yards	42-250	28-33
Passing Yards	149	409
Passes	9-15-0	23-50-2
Total Offense	399	442
Punt Returns-Yards	0-0	2-24
Kickoff Returns-Yards	0-0	6-53
Punts-Average	6-39.0	3-42.0
Fumbles-Lost	1-0	0-0
Penalties-Yards	12-98	8-80
Time of Possession	31:51	28:09

UTEP Leaders

	C-A-I	YDS	TD	LG
Passing				
Nelson	22-46-2	404	3	73
Rushing	ATT.	YDS	TD	LG
Wilson	10	21	0	6
Emory	6	19	0	8
Receiving	Rec.	YDS	TD	LG
Tate	7	133	1	73
Davis Jr.	6	119	2	44
Tackles	U-A-T	Sack-YD	TFL-YD	QBH
Campbell	3-8-11	0.0-0	0.5-1	1
Barnes	4-4-8	0.0-0	0.0-0	0



ULM Leaders

	C-A-I	YDS	TD	LG
Passing				
Armenta	8-14-0	136	2	37
Rushing	ATT.	YDS	TD	LG
McReynolds	18	107	1	40
Lewis	5	79	0	72
Receiving	Rec.	YDS	TD	LG
Godfrey	2	49	1	37
Bibbs	2	38	1	35
Tackles	U-A-T	Sack-YD	TFL-YD	BU
Faunroy	3-4-7	0.0-0	0.5-1	1
Flemmings	2-5-7	0.0-0	1.0-1	0



UTEP FOOTBALL 2025 RECAPS

Game #5

 LA Tech (4-1, 2-0)	30
 UTEP (1-4, 0-1)	11

**El Paso, Texas • Sun Bowl Stadium (13,013)
Sept. 27, 2025**

UTEP's defense recorded five sacks, recovered three fumbles and posted its first interception of the year en route to holding LA Tech to an opponent season-low 232 yards, but the Miners' offense couldn't quite get on track in a 30-11 setback in their Conference USA opener and 93rd Homecoming Game at Sun Bowl Stadium on Saturday night.

It marks the second straight year that UTEP (1-4, 0-1 CUSA) limited the Bulldogs (4-1, 2-0 CUSA) to fewer than 300 yards of total offense. It was a competitive first half, with the Orange and Blue down just a score (7-0) heading into the locker room. UTEP remained within striking distance (10-0) through three quarters of play before LA Tech pulled away down the stretch.

The three recovered fumbles by the Miners were the most since they also came up with a trio against no. 22 Liberty on Nov. 25, 2023. UTEP added a season-high five pass breakups, to go along with the interception by Justin Content. Furthermore, the five sacks marked the third time this year the Orange and Blue posted four or more in a game.

Content (career-high 13), Micah Davey (12) and Neil Campbell (10) all reached double figures in tackles, while Jayden Wilson (season-most nine) and Xavier Smith (eight) were heavily involved as well. Udoka Ezeani forced two fumbles and had a career-high 2.0 sacks. Wilson had both a force and a recovery that he rambled for 34 yards late in the first half. Davey and Solo Barnes also had recoveries.

UTEP had some good moments offensively and finished with 273 total yards, including 135 during a big fourth quarter where it produced 11 points, but it wasn't enough to mount a comeback. Tanner Cragun connected on a 38-yard field goal, the first of his UTEP career, to get UTEP on the board. The Miners then made it a two-possession game (24-11) after a touchdown and two-point conversion with 3:34 left, but LA Tech recovered the ensuing onside kick to snuff out the rally.

SCORE BY QUARTERS

TEAM	1ST	2ND	3RD	4TH	TOTAL
LT	7	0	3	20	30
UTEP	0	0	0	11	11

QTR TIME SCORING PLAY

1st	06:14	LT - Singleton Jr. 5-yard pass from Baker (Henderson kick), 10-60, 04:24
3rd	05:47	LT - Henderson 37-yard FG, 4-7, 01:49
4th	14:55	UTEP - Cragun 38-yard FG, 14-54, 05:52
	10:22	LT - Foster 67-yard interception return (Henderson kick), 00:08
	04:58	LT - Thevenin 4-yard rush (Henderson kick), 6-42, 03:26
	03:34	UTEP - Davis Jr. 35-yard pass from Locklear (Schuchts pass from Locklear), 4-75, 01:24
	01:44	LT - Jackson Jr. 23-yard interception return (Chance rush failed), 00:09

TEAM STATISTICS

	LT	UTEP
First Downs	16	15
Rushing Attempts-Yards	42-95	29-126
Passing Yards	137	147
Passes	18-26-1	22-44-5
Total Offense	232	273
Punt Returns-Yards	2--1	2-13
Kickoff Returns-Yards	1-27	0-0
Punts-Average	6-49.2	5-38.6
Fumbles-Lost	3-3	1-0
Penalties-Yards	5-49	5-50
Time of Possession	32:15	27:45

UTEP Leaders

Passing	C-A-I	YDS	TD	LG
Nelson	18-38-4	73	0	10

Rushing	ATT.	YDS	TD	LG
Emory	11	50	0	13
Wilson	7	28	0	12

Receiving	Rec.	YDS	TD	LG
Schuchts	4	21	0	11
Willis III	4	11	0	6

Tackles	U-A-T	Sack-YD	TFL-YD	INT-YD
Content	7-6-13	0.0-0	0.0-0	1-0
Davey	3-9-12	0.0-0	1.0-3	0-0

LT Leaders



Passing	C-A-I	YDS	TD	LG
Baker	18-26-1	137	1	27

Rushing	ATT.	YDS	TD	LG
Thevenin	19	68	1	14
Wiggins	9	37	0	9

Receiving	Rec.	YDS	TD	LG
Singleton Jr.	5	33	1	9
Jackson	3	44	0	27

Tackles	U-A-T	Sack-YD	TFL-YD	INT-YD
Fields	5-3-8	0.0-0	0.5-1	0-0
Jackson Jr.	4-2-6	0.0-0	1.5-2	1-23

Game #6

 Liberty (2-4, 1-1)	19
 UTEP (1-5, 0-2)	8

**El Paso, Texas • Sun Bowl Stadium (9,286)
Oct. 8, 2025**

UTEP's Jayden Wilson (16), Neil Campbell (14) and Micah Davey (12) hit double figures in tackles, but Liberty put up over 400 yards of total offense as the Flames defeated the Miners, 19-8, on Wednesday night's "Weekday CUSA".

UTEP (1-5, 0-2 Conference USA) mustered up only 167 yards of total offense. Skyler Locklear, who got the nod to start under center, ran for a team-high 58 yards and a touchdown, while throwing for 90 (9-17) and a pair of interceptions. The Miners struggled with nine first downs and finished 3-of-15 on third-down conversions.

Liberty (2-4, 1-1 CUSA) snapped a four-game losing streak as Ethan Vasko threw for 243 yards (19-33) and rushed for 31 and a score. Vaughn Blue had a game-high 75 yards rushing on 17 carries. Jay Billingsley connected on 4-of-5 field goals, including a long make of 50 yards. The Flames ran 83 plays to the Miners' 52.

The Miners finished their home stand 0-3.

The "Orange Swarm" defense yielded the Flames to only 3-of-18 on third-down conversions. However, they allowed 4-of-5 fourth-down conversions. Wilson and Campbell each racked up career-highs in tackles. For Campbell, it's his third consecutive double-digit tackle effort. Wilson recorded a collegiate career best in tackles, while Davey posted 12 for the second straight game and has a team-best 63 on the season.

Liberty got on the board first, following a 94-yard, 12-play drive that resulted in a Vasko two-yard touchdown, followed by the PAT to go up 7-0 at the 6:21 mark. The drive took over six minutes.

SCORE BY QUARTERS

TEAM	1ST	2ND	3RD	4TH	TOTAL
LU	7	6	6	0	19
UTEP	0	0	0	8	8

QTR TIME SCORING PLAY

1st	06:21	LU - Vasko 2-yard rush (Billingsley kick), 12-94, 06:32
2nd	14:53	LU - Billingsley 27-yard FG, 11-62, 04:23
	08:25	LU - Billingsley 29-yard FG, 11-45, 05:10
3rd	11:18	LU - Billingsley 50-yard FG, 9-43, 03:42
	07:27	LU - Billingsley 41-yard FG, 6-38, 02:42
4th	11:39	UTEP - Locklear 13-yard rush (Schuchts pass from Smith), 8-65, 03:16

TEAM STATISTICS

	LU	UTEP
First Downs	22	9
Rushing Attempts-Yards	50-160	25-56
Passing Yards	243	111
Passes	19-33-0	13-27-2
Total Offense	403	167
Punt Returns-Yards	4-4	1-0
Kickoff Returns-Yards	0-0	2-25
Punts-Average	4-37.8	8-45.8
Fumbles-Lost	0-0	0-0
Penalties-Yards	6-57	3-40
Time of Possession	39:57	20:03

UTEP Leaders

Passing	C-A-I	YDS	TD	LG
Locklear	9-17-2	90	0	44

Rushing	ATT.	YDS	TD	LG
Locklear	8	58	1	15
McCoy	4	10	0	6

Receiving	Rec.	YDS	TD	LG
Odum	3	53	0	44
Schuchts	3	18	0	9

Tackles	U-A-T	Sack-YD	TFL-YD	QBH
Wilson	5-11-16	0.0-0	2.0-3	1
Campbell	8-6-14	0.0-0	0.0-0	0

LU Leaders

Passing	C-A-I	YDS	TD	LG
Vasko	19-33-0	243	0	31

Rushing	ATT.	YDS	TD	LG
Blue	17	75	0	16
Williams	12	36	0	12

Receiving	Rec.	YDS	TD	LG
Person	5	52	0	13
Gray	3	63	0	29

Tackles	U-A-T	Sack-YD	TFL-YD	QBH
Carter	2-9-11	0.0-0	1.0-1	1
Pirolli	1-4-5	0.0-0	0.0-0	0



UTEP FOOTBALL 2025 RECAPS

Game #7

	UTEP (2-5, 1-2)	35
	Sam Houston (0-7, 0-4)	17

Houston, Texas • Shell Energy Stadium (4,657)
Oct. 15, 2025

Skyler Locklear completed 21-of-26 passes for 236 yards and Ashten Emory rushed for a career-high 96 yards, leading UTEP to a 35-17 win at Sam Houston on Wednesday night.

The Miners (2-5, 1-2 CUSA) emphatically stamped out a four-game losing streak in their first road game in over a month. The Bearkats fell to 0-7, 0-4 in CUSA while playing their home games at Shell Energy Stadium in Houston.

The game was closely contested heading into the fourth quarter, but the Miners pulled away with back-to-back touchdown drives — including a 34-yard rushing score by Emory that put the game on ice following a Bearkats turnover on downs.

The Miners posted 411 yards of offense to the Bearkats' 398. But the tables really turned in the second half, when UTEP compiled 236 yards to Sam Houston's 146 while outscoring the home team 21-7.

Wondame Davis Jr. (three catches-79 yards) and Kenny Odom (10 receptions for 67 yards) also had big games for the Miner offense. Micah Davey tied a season best with 14 tackles for the defense, which tallied five tackles for losses and three sacks. Five of the Bearkats' seven drives in the second half produced eight yards or fewer.

Sam Houston scored first. Following a three-and-out from the Miners on their first offensive series, the Bearkats moved 99 yards on eight plays and took a 7-0 lead on a 20-yard pass from Hunter Watson to Malik Phillips.

UTEP knotted the score, 7-7, on Locklear's four-yard touchdown pass to Josh Schuchts with 2:52 remaining in the opening period. It was Schuchts' first collegiate TD. The key play on the three-play, 50-yard drive was Locklear's 43-yard connection with Eric Willis III on first down.

SCORE BY QUARTERS

TEAM	1ST	2ND	3RD	4TH	TOTAL
UTEP	7	7	7	14	35
SH	7	3	7	0	17

QTR TIME SCORING PLAY

1st	09:25	SH - Phillips 20-yard pass from Watson (Pavon kick), 8-99, 03:50
	02:52	UTEP - Schuchts 4-yard pass from Locklear (Arreola kick), 3-50, 01:07
2nd	12:06	UTEP - Locklear 2-yard rush (Arreola kick), 9-86, 03:38
	07:27	SH - Pavon 26-yard FG, 10-77, 04:32
3rd	06:20	UTEP - Locklear 15-yard rush (Arreola kick), 10-67, 03:41
	03:03	SH - Adkism 13-yard from Mettauer (Pavon kick), 6-90, 03:09
4th	07:05	UTEP - Odom 20-yard pass from Locklear (Arreola kick), 8-91, 03:24
	05:54	UTEP - Emory 34-yard rush (Arreola kick), 1-34, 00:08

TEAM STATISTICS

	UTEP	SH
First Downs	19	20
Rushing Attempts-Yards	34-175	40-159
Passing Yards	236	239
Passes	21-26-1	22-36-0
Total Offense	411	398
Punt Returns-Yards	3-3	0-0
Kickoff Returns-Yards	1-22	5-99
Punts-Average	3-50.0	4-43.0
Fumbles-Lost	1-1	2-1
Penalties-Yards	7-60	6-65
Time of Possession	24:35	35:25

UTEP Leaders

	C-A-I	YDS	TD	LG
Passing				
Locklear	21-26-1	236	2	43
Rushing				
Emory	15	96	1	34
Locklear	13	48	2	21
Receiving				
Odom	10	67	1	26
Davis Jr.	3	79	0	36
Tackles				
Davey	13-1-14	0.0-0	1.0-1	0
Johnson	4-4-8	0.5-3	1.0-4	0

SH Leaders

	C-A-I	YDS	TD	LG
Passing				
Watson	13-19-0	161	1	24
Rushing				
Brown	13	110	0	63
McCaskill	11	52	0	12
Receiving				
Brown	6	39	0	14
Reed	3	51	0	24
Tackles				
Fish	5-6-11	0.0-0	0.0-0	0
Bailey	6-2-8	0.0-0	0.0-0	0

Game #8

	UTEP (2-6, 1-3)	20
	Kennesaw State (6-2, 4-0)	33

Kennesaw, Ga. • Fifth Third Stadium (11,040)
Oct. 28, 2025

Chase Belcher rushed for 113 yards, including the game-clinching touchdown with 1:10 to play, and Kennesaw State withstood a dominant performance by the UTEP defense in a 33-20 victory over the Miners on Tuesday night.

The Owls became bowl eligible with a 6-2 record and remained atop the Conference USA standings with a 4-0 record. But they had to fight for this one against the Miners (2-6, 1-3 CUSA), who led 20-16 late in the third quarter but couldn't hold on and spring the upset.

It was a game of streaks, as Kennesaw spurred to a 14-0 lead before the Miners went on a 20-2 run, and the Owls scored the game's final 17 points.

The Owls jumped in front 14-0 with their offense on the sideline. Tywon Christopher stripped Skyler Locklear deep in Miner territory and Caleb Offord pounced on the football, returning the fumble 23 yards to the end zone. Then, later in the first quarter, Gabriel Benyard picked up a 57-yard punt return for a touchdown, putting the Miners in an early two-possession hole.

The Miners struggled to get their offense untracked, picking up one first down on their first five possessions. But the UTEP offense shifted into high gear to start the second quarter, moving 86 yards on seven plays and reaching pay dirt on a 41-yard touchdown pass from Locklear to Josh Schuchts to cut the deficit in half.

The Miners capitalized on their third interception of the season (by Jayden Wilson) and converted with a 38-yard field goal by Tanner Cragun to make it a 14-10 game late in the second quarter.

The Miners took the lead to start the second half with an eight-play, 78-yard TD drive.

SCORE BY QUARTERS

TEAM	1ST	2ND	3RD	4TH	TOTAL
UTEP	0	10	10	0	20
KSU	14	2	7	10	33

QTR TIME SCORING PLAY

1st	13:16	KSU - Offord 23-yard fumble return (Williams kick), 00:36
	06:43	KSU - Benyard 57-yard punt return (Williams kick), 01:04
2nd	11:16	UTEP - Schuchts 41-yard pass from Locklear (Arreola kick), 7-86, 03:38
	03:21	UTEP - Cragun 38-yard FG, 12-38, 05:55
	01:31	KSU - Safety, 00:08
3rd	10:45	UTEP - Odom 27-yard pass from Locklear (Arreola kick), 8-78, 04:11
	03:48	UTEP - Cragun 26-yard FG, 11-53, 05:20
	02:24	KSU - Odom 5-yard rush (Williams kick), 4-73, 01:16
4th	11:32	KSU - Williams 30-yard FG, 8-33, 04:10
	01:10	KSU - Belcher 1-yard rush (Williams kick), 11-70, 05:22

TEAM STATISTICS

	UTEP	KSU
First Downs	17	18
Rushing Attempts-Yards	43-135	39-150
Passing Yards	160	154
Passes	14-30-0	14-32-1
Total Offense	295	304
Punt Returns-Yards-TD	1-2-0	4-61-1
Kickoff Returns-Yards	4-59	5-76
Punts-Average	7-42.6	7-40.9
Fumbles-Lost	2-1	1-0
Penalties-Yards	7-75	4-49
Time of Possession	30:57	29:03

UTEP Leaders

	C-A-I	YDS	TD	LG
Passing				
Locklear	14-29-0	160	2	41
Rushing				
Locklear	23	77	0	19
Emory	10	30	0	6
Receiving				
Odom	6	51	1	27
Schuchts	2	41	1	41
Tackles				
Davey	8-9-17	0.0-0	1.5-5	0
Wilson	5-4-9	0.0-0	0.5-1	1

KSU Leaders

	C-A-I	YDS	TD	LG
Passing				
Odom	6-10-0	86	0	66
Rushing				
Belcher	24	113	1	14
Williams II	7	23	0	9
Receiving				
Bullock Jr.	4	29	0	11
Coppock	3	26	0	19
Tackles				
Christopher	5-7-12	0.0-0	1.0-1	1
Hopson	2-8-10	0.5-2	1.0-3	0



THE LAST TIME...

TEAM OFFENSE

RUSHING OFFENSE

Rushed for 200 yards

211, vs. FIU (10/16/24)

Rushed for 200 yards on the road

222, at Sam Houston (10/25/23)

Rushed for 300 yards

329, vs. UIW (9/2/23)

Rushed for 300 yards on the road

330, at New Mexico (8/30/14)

Rushed for 400 yards

404, vs. Wyoming (11/20/82)

Rushed 40 Times

45, vs. Kennesaw State (11/9/24)

Rushed 50 Times

50, vs. UIW (9/2/23)

Rushed 60 Times

61, at Rice (11/3/22)

Rushing 70 Times

71, vs. UNLV (9/11/93)

Rushed For 3 Touchdowns

at Sam Houston (10/15/25)

Rushed For 3 Touchdowns at home

vs. No. 22 Liberty (11/25/23)

Rushed For 4 Touchdowns

vs. North Texas (12/11/20)

Rushed For 4 Touchdowns on the road

at ULM (9/26/20)

Rushed For 5 Touchdowns

at Rice (11/3/18)

Rushed For 5 Touchdowns at home

vs. North Texas (11/15/14)

PASSING OFFENSE

Passed for 300 yards

333, vs. Kennesaw State (11/9/24)

Passed for 300 yards on the road

364, at Middle Tennessee (11/18/23)

Passed for at least 400 yards

409, vs. ULM (9/20/25)

Passed for at least 400 yards on the road

455, at UAB (11/10/06)

Passed for at least 500 yards

517, vs. Marshall (11/28/09)

Passed for 600 yards

634, vs. North Texas (9/18/65)

Passed For 4 Touchdowns

vs. UT Martin (9/6/25)

Passed For 4 Touchdowns on the road

At UTSA (10/22/16)

Passed For 5 Touchdowns

At Colorado State (9/28/13)

Passed For 5 Touchdowns at home

Vs. NM State (9/18/10)

Passed For at least 6 Touchdowns

7, Vs. Northern Michigan (8/30/86)

Had 3 Passes Intercepted

Vs. UNLV (9/23/23)

Had 4 Passes Intercepted

At New Mexico (9/17/22)

Had 5 Passes Intercepted

vs. LA Tech (9/27/25)

Had 5 Passes Intercepted on the road

at WKU (11/17/18)

Had 6 Passes Intercepted

Vs. BYU (12/1/73)

Had 7 Passes Intercepted

At Utah (9/19/70)

Passed 40 Times

44, vs. LA Tech (9/27/25)

Passed 50 Times

50, vs. ULM (9/20/25)

Passed 60 Times

60, vs. Arizona State (11/15/69)

Completed 30 Passes

31, at No. 9 Oklahoma (9/3/22)

Completed 40 Passes

40, vs. East Carolina (10/13/07)

Had 20 First Downs

22, vs. Kennesaw State (11/9/24)

Had 25 First Downs

25, vs. UIW (9/2/23)

Had 30 First Downs

30, vs. Houston (9/29/11)

Had 35 First Downs

36, vs. Houston (10/31/09)

Zero Turnovers Committed

At LA Tech (10/22/24)

SCORING

Both teams scoreless after first quarter

UTEP at No. 10 Tennessee (11/23/24)

Both teams scoreless in first half

UTEP vs. Northwestern State (9/21/91)

Both teams scoreless in second half

UTEP vs. SMU (10/6/12)



THE LAST TIME...

Both teams scoreless at end of regulation

UTEP at North Texas (9/19/64)

Trailed after first half and won

UTEP 42, at NM State 35 (11/30/24-trailed 24-14)

Trailed after first half and won at home

UTEP 24, vs. FAU 35 (10/22/22-trailed 7-6)

Trailed after three quarters and won

UTEP 30, vs. FIU 21 (10/16/24-trailed 21-20)

Trailed after three quarters and won on road

UTEP 37, at Sam Houston 34 (10/25/23-trailed 27-20)

Scored 40 points

42, vs. UT Martin (9/6/25)

Scored 40 points on the road

42, at NM State (11/30/24)

Scored 40 points in nonconference game

42, vs. UT Martin (9/6/25)

Scored at least 40 points in nonconference game on the road

50, at NM State (9/19/15)

Scored 50 points

52, vs. North Texas (11/26/16)

Scored 50 points on the road

52, at UTSA (10/22/16)

Scored 50 points in a nonconference game at home

52, vs. Texas Southern (9/22/07)

Scored 60 points

64, vs. Northern Michigan (8/30/86)

Scored 70 points

75, at New Mexico (10/27/67)

Scored 80 or more Points

92, vs. NM State (11/25/48)

Allowed at least 40 points

56, at. No. 10 Tennessee (11/23/24)

Allowed 40 points at home

41, vs. Sam Houston (10/3/24)

Allowed 40 points in nonconference game at home

45, vs. UNLV (9/23/23)

Allowed at least 50 points at home

63, vs. Arizona (9/15/17)

Allowed 50 points at home in conference game

57, vs. Tulsa (11/19/11)

Allowed 50 points on the road in conference game

52, at UTSA (11/14/20)

Allowed 70 points

77, at Tulsa (10/18/08)

Allowed 80 points

83, at No. 17 BYU (11/1/80)

Scored 14 Points in a quarter at home

UTEP vs. UT Martin (9/6/25, 3rd)

Scored 14 Points in a quarter

UTEP at Sam Houston (10/15/25, 4th)

Scored 21 Points in a quarter

UTEP vs. vs. UT Martin (9/6/25, 2nd)

Scored 21 Points in a quarter on road

UTEP at FIU (10/11/23, 1st)

Scored 24 Points in a quarter

UTEP vs. FIU (11/19/22, 2nd)

Scored 28 Points in a quarter on road

UTEP at NM State (9/19/15, 4th)

Scored 28 Points in a quarter at home

UTEP vs. SMU (11/20/04, 3rd)

Won By 1 point

UTEP 34, at Southern Miss 33 (11/17/12)

Won By 1 point at home

UTEP 48, vs. Tulsa 47 (10/6/07)

Won By 2 points

UTEP 36, vs. Houston Baptist (8/31/19)

Won By 2 points on the road

UTEP 21, at SMU (10/4/03)

Won By 3 points

UTEP 37, at Sam Houston 34 (10/25/23)

Won By 3 points at home

UTEP 24, vs. Florida Atlantic 21 (10/22/22)

Won By 10 Points

UTEP 27, at FIU 14 (10/11/23)

Won By 10 Points at home

UTEP 28, vs. Incarnate Word 14 (9/2/23)

Won By at least 20 points

UTEP 42, vs. UT Martin 17 (9/6/25)

Won By 20 points on the road

UTEP 30, at NM State 3 (8/28/21)

Won By 30 points on the road

UTEP 34, at UTSA 0 (10/25/14)

Won By 40 points

UTEP 58, vs. UCF 13 (9/27/08)

Won By at least 40 points on the road

UTEP 75 at New Mexico 12 (10/27/67)

Won By 50 points

UTEP 58, vs. San Diego State 7 (11/12/88)

Won By 60 points

UTEP 75 at New Mexico 12 (10/27/67)

Won By 80 points

UTEP 92, vs. NM State (11/25/48)



THE LAST TIME...

TOTAL OFFENSE

Gained 400 Yards

411, at Sam Houston (10/15/25)

Gained 400 Yards at home

442, vs. ULM (9/20/25)

Gained 500 Yards

525, vs. FIU (11/19/22)

Gained 500 Yards on the road

501, at LA Tech (10/8/22)

Gained 600 Yards

627, at SMU (11/14/09)

Gained 600 Yards at home

607, vs. UAB (10/31/09)

Gained 700 Yards

718, vs. NM State (11/25/49)

OFFENSIVE PLAYS

70 Plays

78, vs. ULM (9/20/25)

80 Plays

89, at LA Tech (10/8/22)

90 Plays

90, at Colorado State (9/28/13)

95 Plays

95, vs. UAB (11/19/05)

100 Plays

102, vs. Northern Michigan (8/30/86)

TEAM DEFENSE

RUSHING DEFENSE

Less Than 100 Yards

76, vs. UT Martin (9/6/25)

Less Than 100 Yards on the road

7, at LA Tech (10/22/24)

Less Than 50 Yards

7, at LA Tech (10/22/24)

Less Than 50 Yards at home

37, vs. NM State (9/20/08)

Negative Rushing Yards

-17, at NM State (9/3/05)

Negative Rushing Yards at home

-106, vs. San Jose State (10/22/66)

PASSING DEFENSE

Less Than 100 Yards

28, Vs. No. 22 Liberty (11/25/23)

Less Than 100 Yards on the road

67, at Jax State (8/26/23)

Less Than 50 Yards

28, Vs. No. 22 Liberty (11/25/23)

Less Than 50 Yards on the road

32, at UTSA (10/25/14)

Less Than 25 Yards

13, Vs. Rice (10/26/96)

Less Than 25 Yards on the road

17, at Air Force (10/24/87)

Less Than 10 Yards

0, Vs. Air Force (11/24/84)

TOTAL DEFENSE

Less Than 300 Yards

255, at LA Tech (10/22/24)

Less Than 300 Yards at home

287, vs. FIU (10/16/24)

Less Than 100 Yards

71, Vs. FIU (11/19/22)

Less Than 100 Yards on the road

70, at UTSA (10/25/14)

Less Than 50 Yards

-10, San Jose State (10/22/66)

Shutout An Opponent

UTEP 34 at UTSA 0 (10/25/14)

Shutout An Opponent at home

UTEP 45, Texas Southern 0 (11/12/05)

Shutout Opponent In First Half

Vs. WKU (11/4/23)

Shutout Opponent In Second Half

Vs. UIW (9/2/23)

Less Than Six Points

3, vs. LA Tech (10/16/21)

Less Than Six Points on the road

3, at NM State (8/28/21)

SACKS

5 or more Sacks

5, vs. LA Tech (9/27/25)

5 or more Sacks on the road

6, at Utah State (8/30/25)

INTERCEPTIONS

3 or more Interceptions on the road

3, at East Carolina (9/29/12)

3 or more Interceptions

4, Vs. FIU (10/16/24)

4 Interceptions on the road

at Tulane (10/15/11)

5 Interceptions

Vs. Houston (9/16/05)

5 Interceptions on the road

At Arizona State (10/7/67)



THE LAST TIME...

6 Interceptions

Vs. San Diego State (10/28/89)

7 Interceptions

Vs. Pacific (9/18/71)

FIRST DOWNS ALLOWED

10 First Downs Or Less

5, Vs. FIU (11/19/22)

10 First Downs Or Less on the road

6, at ULM (9/26/20)

5 First Downs Or Less

5, vs. FIU (11/19/22)

5 First Downs Or Less on the road

2, at UTSA (10/25/14)

TURNOVERS

4 Turnovers Forced

vs. LA Tech (9/27/25)

4 Turnovers Forced on the road

at NM State (9/14/13)

5 Turnovers Forced

Vs. Southern Miss (11/1/14)

5 or more Turnovers Forced on the road

7, At Rice (11/3/07)

6 Turnovers Forced

Vs. SMU (11/15/08)

8 or more Turnovers Forced

9, vs. Pacific (9/18/71)

8 or more Turnovers Forced on the road

8, at New Mexico (10/27/67)

Fumble Return For Touchdown

at NM State (11/30/24-Bryton Thompson, twice, 33 yards, 5 yards)

Fumble Recovery For Touchdown At Home

Sam Houston (10/3/24-Korey Chapman)

Interception Return For Touchdown

at Army (9/30/17-Kahani Smith, 52 yards)

Interception Return For Touchdown at home

Vs. UIW (9/26/15-Kaylon Beverly, 24 yards)

SPECIAL TEAMS

KICKOFF RETURNS

Kickoff Return for Touchdown

At WKU (10/10/24-Corey Wren, 100 yards)

Kickoff Return for Touchdown at home

Vs. Southern Miss (11/1/14-Autrey Golden, 98 yards)

PUNT RETURNS

Punt Return for Touchdown

At NM State (11/30/23-Kam Thomas, 93 yards)

Punt Return for Touchdown at home

Vs. Boise State (9/23/22-Marcus Bellon, 47 yards)

PUNTING

Blocked Punt

Vs. North Texas (11/26/16-DaShon Smith-block, Brandon Moss-recovery in endzone)

Blocked Punt on the road

At No. 25 Kansas State (9/27/14-Katrae Ford block, KSU recovered)

Blocked Punt For Touchdown

Vs. North Texas (11/26/16-DaShon Smith-block, Brandon Moss-recovery in endzone)

Blocked Punt For Touchdown on the road

At Tulane (10/15/11-Trayvaugh Nixon-block, Adrian James recovery in endzone)

Punt Blocked

Vs. Kennesaw State (11/19/24)

Had a punt blocked on the road

At LA Tech (10/22/24)

Had a punt blocked for a touchdown

Vs. Old Dominion (10/2/21)

Had a punt blocked on the road for a touchdown

At North Texas (11/9/13)

Did Not Punt In A Game

Vs. UAB (11/19/05)

FIELD GOALS

Blocked A Field Goal

at Sam Houston (10/15/25- Elijah Baldwin)

Blocked A Field Goal at home

NM State (10/18/23-Praise Amaewhule)

Blocked Field Goal Return For Touchdown

At Rice (11/19/16-Denzel Chukwukelu block, Kaylon Beverly-80 yard return)

Blocked Field Goal Return For Touchdown at home

Vs. San Jose State (11/8/03-Aaron Osborne block, Troy Collavo 76-yard return)

Had a Field Goal Blocked

vs. UT Martin (9/6/25-Carlos Arreola, 52-yard attempt)

Had a Field Goal Blocked on the road

at Sam Houston (10/15/25-Tanner Cragun-45-yard attempt)

Had A Blocked Field Goal Returned for a Touchdown

Vs. Southern Miss (11/1/14)

Had A Blocked Field Goal Returned for a Touchdown on the road

At LA Tech (10/4/14)

POINT AFTER TOUCHDOWNS

Blocked a PAT

At LA Tech (10/8/22-Kobe Hylton)

Blocked a PAT at home

Vs. NM State (9/10/22-Keenan Stewart)

Had a PAT Blocked

vs. UT Martin (9/6/25-Carlos Arreola was blocked)



THE LAST TIME...

Had a PAT Blocked on the road

At Wisconsin (9/22/12-Steven Valadez was blocked)

Defensive PAT Return For Score

At Houston (11/22/08-Josh Ferguson, INT, Case Keenum)

Defensive PAT Return For Score at Home

Has not happened since at least 1981

Had a PAT Returned for a Score Against

At Wisconsin (9/22/12-Steven Valadez was blocked)

Had a PAT Returned for a Score Against at home

Vs. ECU (10/13/17-Jose Martinez was blocked)

2 Blocked Kicks In Game

At LA Tech (10/8/22)
(Kobe Hylton-PAT, Dennis Barnes-FG)

MISCELLANEOUS

Defeated a ranked opponent

UTEP 58, No. 12 Houston 41 (10/3/09)

Defeated a ranked opponent on the road

UTEP 31, at No. 14 Arizona State 27, (11/2/74)

Defeated by a ranked opponent

At No. 7 Texas 27, UTEP 10 (9/13/25)

Defeated by a ranked opponent at home

No. 22 Liberty 42, UTEP 28 (11/25/23)

Was Shutout

At No. 10 Tennessee 56, UTEP 0 (11/23/24)

Was Shutout at home

UAB 19, UTEP 0 (10/27/18)

Scored a 2-point conversion

vs. Liberty, Josh Schuchts (10/8/25)

Scored a 2-point conversion on the road

At UAB, Rey Flores (11/27/21)

Allowed a 2-point conversion

at Utah State (8/30/25)

Allowed a 2-point conversion at home

vs. Kennesaw State (11/24/24)

Won an overtime game

UTEP 43, vs. Kennesaw State 35, 2OT (11/9/24)

Won an overtime game on the road

UTEP 52, at UTSA 49, 5OT (10/22/16)

Lost an overtime game

Southern Utah 27, UTEP 24, OT (9/7/24)

Lost an overtime game on the road

At Tulane 45, UTEP 38, OT (11/7/09)

FUMBLES

3 Fumbles Recovered

Vs. No. 22 Liberty (11/25/23)

3 Fumbles Recovered on the road

at Ole Miss (9/8/12)

4 Fumbles Recovered

Vs. UCF (9/27/08)

4 Fumbles Recovered on the road

At Rice (11/3/07)

5 Fumbles Recovered

Vs. TCU (11/15/97)

At least 5 Fumbles Recovered on the road

6, at Oklahoma State (9/24/77)

6 Fumbles Recovered

Vs. Hawaii (10/1/94)

3 Fumbles Lost

At Middle Tennessee (11/18/23)

3 Fumbles Lost at home

LA Tech (10/16/21)

At least 4 Fumbles Lost

5, at North Texas (11/28/15)

4 Fumbles Lost at home

Vs. San Jose State (10/20/01)

5 Fumbles Lost at home

Vs. BYU (11/22/75)

At least 6 Fumbles Lost

7, at Utah (10/2/76)

PENALTIES

Committed 0 penalties

At San Diego State (8/31/06)

Committed 1 penalty or less

1, Vs. Middle Tennessee (11/10/18)

Committed 2 penalties or less

2, at LA Tech (10/22/24)

Had 10 penalty yards or less

8, at LA Tech (10/22/24)

Had 5 penalty yards or less

5, vs. Houston Baptist (11/5/16)

Had 0 penalty yards

Vs. Middle Tennessee (11/10/18)

Had 10 penalty yards or less

8, at LA Tech (10/22/24)

Had 100 penalty yards or more

120, vs. Sam Houston (10/3/24)

Had 125 penalty yards or more

145, at NM State (8/28/21)

Had 150 penalty yards or more

155, at Rice (10/29/05)

Had 200 penalty yards or more

217, vs. No. 13 BYU (9/12/81)

Committed 10 or more penalties

12, vs. Sam Houston (10/3/24)



THE LAST TIME...

Committed 15 or more penalties

15, At Rice (10/29/05)

Committed 20 or more penalties

22, vs. No. 13 BYU (9/12/81)

INDIVIDUAL OFFENSE

RUSHING

Rushed for 100 yards

117, Hahsaun Wilson vs. UT Martin (9/6/25)

Rushed for 100 yards on the road

112, Jevon Jackson at LA Tech (10/22/24)

Rushed for 150 yards

174, Deion Hankins vs. UIW (9/2/23)

Rushed for 150 yards on the road

159, Ronald Awatt at Southern Miss (10/9/21)

Rushed for at least 200 yards

301, Aaron Jones vs. North Texas (11/26/16)

Rushed for 200 yards on the road

229, Aaron Jones at FAU (11/12/16)

Rushed for 300 yards

301, Aaron Jones vs. North Texas (11/26/16)

Rushed for 100 yards in a quarter

104 (4Q), Jevon Jackson vs. FIU (10/16/24)

Rushed 25 Times

26, Jevon Jackson vs. Kennesaw State (11/9/24)

Rushed 30 Times

31, Aaron Jones vs. NM State (9/3/16)

Rushed 35 Times

35, Marcus Thomas, at SMU (9/29/07)

Rushed For 2 Touchdowns

Jevon Jackson at NM State (11/30/24)

Rushed For 2 Touchdowns at home

Gavin Hardison vs. UNLV (9/23/23)

Rushed For 3 Touchdowns

Deion Hankins at ULM (9/26/20)

Rushed For 3 or more Touchdowns at home

4, Aaron Jones vs. North Texas (11/26/16)

Rushed For 4 Touchdowns

Aaron Jones vs. North Texas (11/26/16)

Rushed For 5 or more Touchdowns

6, Fred Wendt vs. NM State (11/25/48)

Had a rush of 90 yards or longer

94, Hahsaun Wilson vs. UT Martin (9/6/25)

Had a rush of 90 yards or longer on the road

91, Aaron Jones at Texas Tech (9/12/15)

Had a rush of 75 yards or longer

83, Aaron Jones vs. North Texas (11/26/16)

Had a rush of 50 yards or longer

54, Deion Hankins vs. NM State (10/18/23)

RECEIVING

Had 10 or more catches

10, Kenny Odom at Sam Houston (10/15/25)

Had 10 or more catches at home

12, Trey Goodman vs. Kennesaw State (11/9/24)

Had 15 or more catches

17, Chuck Hughes vs. Arizona State (10/30/65)

Had 150 or more receiving yards

223, Kelly Akharaayi at FIU (10/11/23)

Had 150 or more receiving yards at home

170, Jacob Cowing vs. Rice (11/20/21)

Had 200 or more receiving yards at home

223, Johnnie Lee Higgins, vs. NM State (9/9/06)

Had 250 or more receiving yards

254, Chuck Hughes, vs. Arizona State (10/30/65)

Had 300 or more receiving yards

349, Chuck Hughes, vs. North Texas (9/18/65)

Caught 2 touchdowns

Wondame Davis Jr. vs. ULM (9/20/25)

Caught 2 touchdowns on the road

Kenny Odom at Colorado State (9/21/24)

Caught 3 touchdowns

Kenny Odom vs. Kennesaw State (11/9/24)

Caught 3 touchdowns on the road

Kris Adams at Houston (11/22/08)

Caught 4 touchdowns

Volley Murphy vs. BYU (10/21/67)

Had a reception of 90 yards or longer

Jordan Palmer to Johnnie Lee Higgins Jr., 91 yards, at Fresno State (10/2/04)

Had a reception of 90 yards or longer at home

Jesse Whittenton to Dick Forrest, 90 yards, vs. Arizona State (11/12/55)

Had a reception of 75 yards or longer

Cade McConnell to Kenny Odom, 76 yards, at WKU (10/10/24)

Had a reception of 75 yards or longer at home

Brandon Jones to Tre'Shon Wolf, 80 yards, vs. Houston Baptist (8/31/19)

Had a reception of 50 yards or longer

Malachi Nelson to Trevon Tate, 73 yards, vs. ULM (9/20/25)

Had a reception of 50 yards or longer on the road

Skyler Locklear to Kam Thomas, 69 yards, at NM State (11/30/24)

PASSING

Passed for 300 yards

327, Skyler Locklear vs. Kennesaw State (11/9/24)

Passed for 300 yards on the road

364, Cade McConnell at Middle Tennessee (11/18/23)



THE LAST TIME...

Passed for 400 yards

404, Malachi Nelson vs. ULM (9/20/25)

Passed for 400 yards on the road

455, Jordan Palmer at UAB (11/10/06)

Passed for 500 yards

517, Trevor Vittatoe vs. Marshall (11/28/09)

Passed for 3 Touchdowns

3, Malachi Nelson, vs. ULM (9/20/25)

Passed for 3 Touchdowns on the road

Gavin Hardison, at Charlotte (10/1/22)

Passed for 4 Touchdowns

Malachi Nelson, vs. UT Martin (9/6/25)

Passed for 4 Touchdowns on the road

Jameill Showers, at Kansas State (9/27/14)

Passed For 5 Touchdowns

Jameill Showers, at Colorado State (9/28/13)

Passed For 5 Touchdowns at home

Trevor Vittatoe, vs. NM State (9/18/10)

Passed for 6 Touchdowns on the road

Brooks Dawson at New Mexico (10/27/67)

Passed For at least 6 Touchdowns

7, Sammy Garza vs. Northern Michigan (8/30/86)

Passed 40 Times

46, Malachi Nelson vs. ULM (9/20/25)

Passed 50 Times

51, Gavin Hardison, at LA Tech (10/8/22)

Completed 25 Passes

28, Skyler Locklear, vs. Kennesaw State (11/9/24)

Completed 25 Passes on the road

26, Skyler Locklear, at Liberty (9/14/24)

Completed 30 Passes on the road

30, Trevor Vittatoe, at Houston (9/10/10)

Completed at least 30 Passes at home

38, Trevor Vittatoe vs. East Carolina (10/13/07)

INDIVIDUAL DEFENSE

TACKLES

Made 15+ tackles

17, Micah Davey at Kennesaw State (10/28/25)

Made 15+ tackles at home

15, Tyrese Knight vs. No. 22 Liberty (11/15/23)

SACKS

Had 3.0+ sacks

Jadrian Taylor at Charlotte (10/1/22)

Had at least 3.0+ sacks at home

3.5, Jadrian Taylor vs. LA Tech (10/16/21)

INTERCEPTIONS

Had 2 interceptions

Dashone Smith at NM State (9/14/13)

Had 2 interceptions at home

Cornelius Brown vs. UCF (9/27/08)

Had 3 interceptions

Ken Sale vs. San Diego State (10/28/89)

Had at least 3 interceptions on the road

4, Charlie West at West Texas State (10/866)

Interception Return For Touchdown

Kahani Smith, 52 yards at Army (9/30/17)

Interception Return For Touchdown at home

Kaylon Beverly, 24 yards vs. UIW (9/26/15)

Fumble Return For Touchdown

Bryton Thompson, twice, 33 yards, 5 yards, at NM State (11/30/24)

Fumble Recovery For Touchdown At Home

Korey Chapman, Sam Houston (10/3/24)

INDIVIDUAL SPECIAL TEAMS

KICKOFF RETURNS

Kickoff Return for Touchdown

Corey Wren, 100 yards, at WKU (10/10/24)

Kickoff Return for Touchdown at home

Autrey Golden, 98 yards vs. Southern Miss (11/1/14)

PUNT RETURNS

Punt Return for Touchdown

Kam Thomas, 93 yards at NM State (11/30/24)

Punt Return for Touchdown at home

Marcus Bellon, 47 yards vs. Boise State (9/23/22)

FIELD GOALS

Made 3 Field Goals

Buzz Flabiano (27,44,39), vs. FIU (10/16/24)

Made 3 Field Goals on the road

Buzz Flabiano (23, 43, 32) at Sam Houston (10/25/23)

Made at least 4 Field Goals

5, Jose Martinez (34, 48, 26, 31, 23) vs. SMU (11/15/08)

Made a 60-yard field goal

Jose Martinez (64), vs. UCF (9/27/08)

Made a 55-yard field goal

Dakota Warren (57) vs. Memphis (9/25/10)

Made a 55-yard field goal on the road

Scott Wedell (58), at Wyoming (10/16/81)

Made a 50-yard field goal

Gavin Baechle (51), at Rice (11/03/22)

Made a 50-yard field goal at home

Brady Viles (53), vs. Arizona (9/15/17)



THE LAST TIME...

Made two 50-yard field goals

Chris Jacke (51, 51), at New Mexico (10/22/88)

Made two 50-yard field goals at home

Dakota Warren (57, 50) vs. Memphis (9/25/10)

Made at least three 40-yard field goals

4, Jose Martinez (41, 42, 43, 45) vs. East Carolina (10/13/07)

Made at least three 40-yard field goals on the road

3, Keith Robinson (44, 40, 45), at Hawaii (10/25/03)

PUNTING

Punt of 60 yards

66, Noah Botford at Sam Houston (10/15/25)

Punt of 60 yards at home

66, Noah Botsford, vs. UT Martin (9/6/25)

Punt of 70 yards

73, Mike Ruggles vs. FIU (11/16/13)

Punt of 70 yards on the road

71, Ian Campbell at Tulsa (10/11/12)

MISCELLANEOUS

Had 100 yards both rushing and receiving

Donald Buckram at Tulane (11/7/09), 234 rushing, 109 receiving

Had 100 yards both passing and rushing

Calvin Brownholtz at North Texas (12/11/20), 196 passing, 114 rushing

Had 100 yards both passing and rushing at home

Shawn Gray vs. Fresno State (11/12/94), 208 passing, 141 rushing

Two players with 100 yards rushing

126, Ronald Awatt and 118, Willie Eldridge, vs. Bethune-Cookman (9/4/21)

Two players with 100 yards rushing on the road

112, Matt Austin and 100, Howard Jackson, at Hawaii (10/25/03)

Two players (QB+RB with 100 yards rushing)

130, Nathan Jeffery and 104, Blaire Sullivan, vs. FIU (11/16/13)

Two players (QB+RB with 100 yards rushing on the road)

207, Marcus Thomas and 106, Lorne Sam, at SMU (9/29/07)

Two players with 100 yards receiving

126, Trevon Tate and 119, Wondame Davis Jr., vs. ULM (9/20/25)

Two players with 100 yards receiving on the road

120, Justin Garrett and 102, Jacob Cowing, at ULM (9/26/20)

Two players w/ 100 yards receiving & one w/ 100 yards rushing

124, Kenny Odom and 105, Toric Goins Jr., 117, Hahsaun Wilson vs. UT Martin (9/6/25)

Passing, Receiving and Rushing TD

Skyler Locklear, vs. Southern Utah (9/8/24)

Receiving and Rushing TD

Ashten Emory (2 receiving, 1 rushing), vs. UT Martin (9/6/25)

Receiving and Rushing TD on the road

Aaron Jones (2 receiving, 1 rushing) and Walter Dawn (1 receiving, 2 rushing), at UTSA (10/22/16)

