

# UTEP MINERS FOOTBALL '25

## FEARLESS, FAST, PHYSICAL

UTEP vs. NM State | 1 p.m. MST | Saturday, Nov. 22 | Sun Bowl Stadium (45,971) | El Paso, Texas



### TUNE IN

**STREAM: ESPN+** Andy Morgan (PxP)  
Ed Stansbury (Analyst)  
Paige Wood (sideline)

**RADIO: 600 ESPN** Jon Teicher (PxP)  
Aaron Price (Analyst)  
Mando Medina (Sideline)

### COACHING STAFF

**Scotty Walden**, Head Coach  
**Mark Cala**, Offensive Coordinator\*  
**Bobby Daly**, Defensive Coordinator  
**Joe Papalardo**, Wefense Coord./Miner Backs  
**Ryan Stanchek**, Co-Off. Coord./OL  
**Kelvin Sigler**, Co-Defensive Coord./Safeties\*  
**Joshua Eargle**, TE/Off. Run Game Coord.\*  
**Aaron Foster**, CBs/Def. Pass Game Coord.  
**Chris Jones**, DL/Def. Run Game Coord.  
**Seth McDonald**, Bandits/Co-Wefense Coord.  
**Jourdan McNeill**, RBs/Off. Recruiting Coord.  
**Desmond Lindsey**, Outside WR  
**Kyle Beyer**, Spurs\*  
**Brandon Butcher**, Linebackers\*  
**John Cotton**, K/P/LS/Lead Off. Analyst  
*\* Indicates in the booth*

### TABLE OF CONTENTS

Media Information	2
Rosters	3-4
Depth Chart	5
Game Notes	6-10
Head Coach Scotty Walden	11-12
2025 Statistics	13-16
2025 Start Chart	17
Game-by-Game Stats	18
Single-Game Career Highs	23
Game Recaps	26
The Last Time...	31

### THE VENUE

**Stadium:** Sun Bowl Stadium  
**Capacity:** 45,971  
**Surface:** FieldTurf FTHD-57 With Coolplay

### ATHLETIC COMMUNICATIONS

**Drew Bonney (Primary)**  
Assistant AD/Communications  
O: 915.747.7447  
C: 915.309.4478  
Email: arbonney@utep.edu

**Mark Brunner (Secondary)**  
Associate Director/Communications  
Email: mbrunner@utep.edu

## GAME II vs NM STATE • 102<sup>ND</sup> BATTLE OF I-10



### UTEP Miners (2-8, 1-5 Conference USA)

**Head Coach:** Scotty Walden (Sul Ross State, 2012)  
**Career Record:** 39-37 (8th season)  
**Record at UTEP:** 5-17 (2nd season)  
**Home:** 1-4 | **Road:** 1-4 | **Neutral:** 0-0 | **Streak:** L3



### NM State Aggies (3-7, 1-5 Conference USA)

**Head Coach:** Tony Sanchez (NM State, 1998)  
**Career Record:** 26-56 (7th season)  
**Record at NMSU:** 6-16 (2nd Season)  
**Home:** 3-2 | **Road:** 0-5 | **Neutral:** 0-0 | **Streak:** L5

## MINERS AT A GLANCE

### MINERS AND AGGIES CLASH IN THE 102<sup>ND</sup> BATTLE OF I-10 ON SENIOR DAY

The Battle of I-10 is Saturday, as UTEP and NM State collide in the 102nd meeting in one of the longest ongoing rivalries. The Miners and Aggies are set for a 1 p.m. MST kickoff in the Sun Bowl. Proud partner GECU is Saturday's game sponsor on Senior Day, while it's also the Kid's Game. Twenty-six UTEP football seniors will be honored before the battle.

#### » TANK'S NATIONAL RANKINGS

LB **Micah Davey** leads FBS with 60 solo tackles, ranks second tackles (119) and tackles per game (11.9).

#### » SKYLER TIES A PROGRAM RECORD

QB **Skyler Locklear** has rushed for seven touchdowns in 2025, tying the school record set in 1974.

#### » FINDING PAYDIRT

**Skyler Locklear** has accounted for 12 touchdowns (6 pass, 6 rush) during the last four games.

#### » ELITE 3RD-DOWN D

UTEP's third-down defense ranks third in FBS and first in CUSA; Miners have yielded 39-of-144 (27.1 percent).

#### » SACK ATTACK

After posting five sacks at Missouri State, the Miners have 25 sacks in 2025, ranking t-first in CUSA and t-26th in FBS.

#### » RACKING UP TFL

UTEP tied a season high with 12 TFL at Missouri State and rank sixth in FBS with 78 TFL; 7.8 TFL/game ranks fifth.

#### » INTERIOR MENACE

DT **DT Johnson** tied his career best with 2.0 sacks at Missouri State; leads all CUSA DT/NTs with 47 tackles.

#### » BEEN A WHILE

UTEP recorded a blocked punt/TD at Missouri State for the first time since 2016 and first on the road since 2011.

## SERIES BREAKDOWN

### SERIES INFORMATION

**Overall:** UTEP leads 60-39-2  
**in El Paso:** UTEP leads 39-18-1  
**in Las Cruces:** Tied 21-21-1  
**Neutral:** -  
**Postseason:** -  
**Most UTEP Points:** 92 (UTEP, 92-7, 1948)  
**Most NMSU Points:** 64 (NMSU, 64-0, 1922)  
**Most Combined PTS:** 99 (UTEP, 92-7, 1948)  
**Biggest UTEP Win:** 85 (92-7, 1948)  
**Biggest NMSU Win:** 64 (64-0, 1922)  
**First Meeting:** NMSU won 19-0 in Las Cruces (10.24.1914)  
**Last Meeting:** UTEP won 42-35 in Las Cruces (11.30.2024)  
**Streak:** UTEP, W1

## CUSA STANDINGS

TEAM	C-USA	OVERALL	PF	PA
Jax State	6-0	7-3	304	260
WKU	6-1	8-2	313	231
Kennesaw State	5-1	7-3	260	225
Missouri State	5-1	7-3	241	257
FIU	3-3	5-5	268	296
LA Tech	3-3	5-5	256	198
Liberty	3-3	4-6	237	236
Delaware	3-4	5-5	282	307
NM State	1-5	3-7	201	269
<b>UTEP</b>	<b>1-5</b>	<b>2-8</b>	<b>218</b>	<b>270</b>
Sam Houston	1-5	2-8	180	367
Middle Tennessee	0-6	1-9	207	330

## 2025 SCHEDULE & RESULTS



@Utah State  
Aug. 30  
Logan, Utah  
CBSN  
L, 28-16



UT Martin  
Sept. 6  
El Paso, Texas  
ESPN+  
W, 42-17



@#7 Texas  
Sept. 13  
Austin, Texas  
SEC Network  
L, 27-10



@ULM  
Sept. 20  
El Paso, Texas  
ESPN+  
L, 31-25



LA Tech\*  
Oct. 27  
El Paso, Texas  
ESPN+  
L, 30-11



Liberty\*  
Oct. 8  
El Paso, Texas  
CBSN  
L, 19-8



@Sam Houston\*  
Oct. 15  
Houston, Texas  
CBSN  
W, 35-17



@Kennesaw State\*  
Oct. 28  
Kennesaw, Ga.  
ESPNU  
L, 33-20



Jax State\*  
Nov. 8  
El Paso, Texas  
ESPN+  
L, 30-27



@Missouri State\*  
Nov. 15  
Springfield, Mo.  
ESPN+  
L, 38-24



NM State\*  
Nov. 22  
El Paso, Texas  
ESPN+  
1:00 PM MT



@Delaware\*  
Nov. 29  
Newark, Del.  
ESPN+  
11:00 AM MT

# UTEP FOOTBALL WEEKLY SCHEDULE

<b>17</b> MON	<b>18</b> TUE	<b>19</b> WED	<b>20</b> THU	<b>21</b> FRI	<b>22</b> SAT	<b>23</b> SUN
Practice (Sun Bowl) (closed)	Practice (Glory Field) 9 a.m.  Coach Walden Press Conference 12:15 p.m. MT LKD Downstairs	Practice (Glory Field) 9 a.m.	No Availability	No Availability	<b>GAME DAY</b> UTEP at Missouri State 1 PM MST Robert W. Plaster Stadium  <b>POSTGAME</b> Coach Walden and student-athletes will be available following the conclusion of the game.	Off Day No Availability

## TUESDAY PRESS CONFERENCES

Head coach Scotty Walden will meet with the media at 12:15 p.m. MT every Tuesday prior to a game in the Hall of Champions at the Larry K. Durham Center.

## PRACTICE COVERAGE

In addition to Monday's press conference, UTEP student-athletes and coaches are available for interviews following practice on Tuesday, Wednesday and Thursday of game week. All interview requests must be directed to the UTEP Athletic Communications Office at least 24 hours in advance. **Please send all requests via email to [arbonney@utep.edu](mailto:arbonney@utep.edu).**

## COACH/PLAYER AVAILABILITY

Members of the UTEP coaching staff are available during the designated days and times throughout the year. Select players are also available during the designated days and times.

## SOCIAL MEDIA

UTEP fans can access the most in-depth information regarding all the University's programs through social media opportunities available online.

**X** – Members of the UTEP Athletic Communications department will be posting throughout the year with the latest news and in-game score updates. To follow them, simply find them on Twitter.

**@UTEPFB** – Direct reports from football practices, games and more.

## MEDIA INFORMATION

### COLLEGEPRESSBOX.COM

Collegepressbox is the official media website for Division I football. Access and download game notes, quotes, statistics, media guides, headshots, logos and more for all FBS schools, conferences, postseason games, awards and the College Football Playoff. For access, please register for an account at [collegepressbox.com/register](https://collegepressbox.com/register).

### DAILY MEDIA AVAILABILITY

The following is a general weekly schedule of media availability for the UTEP football team. Members of the media are expected to adhere to these policies at all times. All interview requests should be made to UTEP Assistant Athletic Director/Communications Drew Bonney at least 24 hours in advance. All media availability times are subject to change. Please contact Drew Bonney for any changes in the schedule.

**Monday:** UTEP's weekly press conference starts with statements from head coach Scotty Walden beginning at approximately 1:00 p.m. MT on Mondays.

**Tuesday:** Practice will be held from 9-11:00 a.m. Players are available following the conclusion of practice. UTEP's weekly press conference starts with statements from head coach Scotty Walden beginning at approximately 12:15 p.m. MT on Tuesdays.

**Wednesday:** Practice will be held from 9-11:00 a.m. Coaches and players are available following the conclusion of practice.

**Thursday-Friday:** No availability.

**Saturday:** Postgame availability only. Head coach Scotty Walden and select student-athletes will be available for interviews following the conclusion of the game. The UTEP locker room, home or away, is **CLOSED** to the media at all times.

For games in El Paso, all UTEP postgame press conferences will be held after each game following a 10-minute cooling off period. No in-person interviews will be allowed on the field with players and/or coaches immediately following games. Coach Walden and select players will be available in the press conference following games.

## INTERVIEW REQUESTS

All interview requests must be made at least 24 hours in advance and must be submitted to Drew Bonney at [arbonney@utep.edu](mailto:arbonney@utep.edu).



# ALPHABETICAL ROSTER

NO.	NAME	POS	HT	WT	CL/EXP	HOMETOWN/PREVIOUS SCHOOL	NO.	NAME	POS	HT	WT	CL/EXP	HOMETOWN/PREVIOUS SCHOOL
86	Andrus, Jordan	TE	6-4	235	Fr./HS	Houston, Texas / Jack Yates HS	45	Lee, Justin	LB	6-1	225	Fr./HS	Round Rock, Texas / Round Rock HS
91	Arreola, Carlos	K	5-10	200	Jr./TR	El Paso, Texas / Clint HS/Sul Ross State	94	Leon, Jimmy	DL	6-4	240	Fr./HS	Tucson, Ariz. / Mica Mountain HS
32	Baldwin, Elijah	DL	6-7	230	R-Fr./RS	San Antonio, Texas / John Jay HS	9	Locklear, Skyler	QB	5-11	195	R-Jr./1L	Clayton, N.C. / Austin Peay
5	Barnes, Solo	S	6-3	205	Sr./TR	New Orleans, La. / Fayetteville State	15	Lowe, Kode	S	6-1	225	R-Jr./TR	Coleman, Fla. / West Florida
20	Bell, Josh	RB	5-9	180	Fr./HS	Dallas, Texas / Eules Trinity HS	81	Matamoros, Luka	TE	6-5	275	R-Fr./RS	Pflugerville, Texas / Hendrickson HS
14	Biddle, Chace	S	6-0	205	Jr./TR	Garland, Texas / Trinity Valley CC	55	McCarter, Allan	DL	6-4	270	R-Fr./RS	Manvel, Texas / Manvel HS
9	Blocker, Marcell	CB	6-3	190	Sr./TR	Miami, Fla. / Florida Memorial	11	McConnell, Cade	QB	6-1	195	R-Sr./2L	Long Beach, Calif. / Cerritos College
42	Botsford, Noah	K/P	6-3	200	R-Sr./TR	Fort Lauderdale, Fla. / Valdosta State	22	McCoy, Elijah	RB	5-9	190	Fr./HS	Midland, Texas / Midland HS
36	Bowen, Kane	LB	6-2	215	Fr./HS	Sherman, Texas / Sherman HS	72	McDuffie III, Tyrone D.	OL	6-4	315	R-So./0L	El Paso, Texas / Parkland HS
97	Bowman, Joe	K	6-0	185	R-Sr./1L	Carlsbad, Calif. / SEMO	23	Meadows, Trace	LB	6-0	210	R-Fr./RS	College Station, Texas / A&M Consolidated
3	Bowser, Shakaun	DL	6-5	255	Jr./TR	Mesa, Ariz. / Garden City CC	7	Nelson, Malachi	QB	6-3	193	R-So./TR	Los Alamitos, Calif. / Boise State
83	Bradford, Ryland	MB	5-11	180	Fr./HS	Abilene, Texas / Abilene HS	0	Nickelberry, Ashton	WR	5-10	181	R-Sr./1L	Brandon, Miss. / Brandon HS / Austin Peay
17	Brown, Jaylan	WR	6-1	185	R-Fr./TR	Nacogdoches, Texas / Michigan State	6	Odum, Kenny	WR	5-10	170	R-Jr./1L	Savannah, Ga. / Austin Peay
29	Brown-Turner, Dylan	LB	6-1	210	R-So./RS	Dallas, Texas / Florida State	50	Parrish, Leander	DL	6-3	240	Fr./HS	Mesquite, Texas / Rockwall HS
41	Brunswick II, Vashon	LB	6-1	215	Fr./HS	Garland, Texas / Sachse HS	71	Perkins, Preston	OL	6-6	270	Fr./HS	Austin, Texas / Austin HS
11	Burns, Derek	DL	6-5	254	R-Jr./TR	Dallas, Texas / NM State	84	Rhone, Aramoni	WR	6-5	195	R-Jr./TR	Orlando, Fla. / UABP
75	Camacho Jr., Juan	OL	6-6	285	R-Sr./1L	El Paso, Texas / Bowie HS	62	Riggs, Jake	OL	6-3	295	R-Fr./RS	Murfreesboro, Tenn. / Oakland HS
4	Campbell, Neil	CB	5-11	205	Gr./TR	Chicago, Ill. / Indiana Wesleyan	73	Roberts, Tyler	OL	6-8	314	Fr./HS	Argyle, Texas / Argyle HS
18	Campbell, Rafeald	WR	5-11	175	R-Fr./RS	Arlington, Texas / Arlington Bowie HS	52	Robinson, Machi	DL	6-2	290	Jr./TR	Hayward, Calif. / San Jose City College
4	Cheeks, Cash	TE	6-7	225	Jr./TR	Colorado Springs, Colo. / Northern Colorado	66	Robinson, Mark	OL	6-5	320	So./TR	Altamonte Springs, Fla. / Southeastern
87	Cleaver, Jackson	K/P	6-1	205	R-So./TR	Tigard, Ore. / Eastern Washington	1	Rudolph, Joshua	LB	5-11	230	Sr./TR	Montgomery, Ala. / Indiana
90	Coker, Ashton	DT	6-2	290	So./1L	Katy, Texas / Katy Taylor HS	22	Russell, Lantz	S	6-3	210	R-Sr./2L	Riverside, Calif. / Mt. SAC
18	Content, Justin	CB	6-1	185	So./1L	Hoschton, Ga. / Mill Creek HS	89	Schuchts, Josh	WR	6-3	210	R-Fr./RS	Tallahassee, Fla. / North Florida Christian HS
33	Cragun, Tanner	K	6-2	195	R-So./TR	Frisco, Texas / Wakeland HS / Utah State	92	Scott, Tyler	DL	6-1	315	Sr./TR	Jackson, Ga. / Kennesaw State
48	Davey, Micah	LB	6-2	235	R-Sr./TR	Baton Rouge, La. / McNeese State	8	Shuffel, Stratton	LB	6-2	230	So./1L	Rio Rancho, N.M. / Cleveland HS
23	Davis Jr., Wondame	WR	6-1	180	R-Fr./RS	Ennis, Texas / Ennis HS	24	Simon, CJ	WR	6-0	165	Fr./HS	Tuttle, Okla. / Tuttle HS
76	De La Cruz, Diego	OL	6-4	300	Fr./HS	Monterrey, Mex. / St. Joseph's Brownsville HS	78	Slaton, Ryder	OL	6-7	280	Fr./HS	Melissa, Texas / Melissa HS
1	Emory, Ashton	RB	5-11	203	R-Fr./RS	Dallas, Texas / Rockwall HS	3	Smith, Jaden	WR	5-10	195	R-Sr./1L	Atlanta, Ga. / Eastern Kentucky
53	Escobar, Ivan	OL	6-2	305	R-Sr./2L	El Paso, Texas / Montwood HS / NM State	40	Smith, Jaxon	TE	6-7	225	Fr./HS	Prague, Okla. / Prague HS
0	Ezeani, Udoka	Bandit	6-1	216	R-Sr./TR	Richmond, Texas / Boise State	8	Smith, Shay	QB	6-2	215	R-Fr./RS	El Paso, Texas / Franklin HS
82	Ezinwa, Judah	TE	6-3	235	R-Jr./1L	Fontana, Calif. / Mt. SAC	2	Smith, Xavier	S	6-0	195	R-Jr./1L	Atlanta, Ga. / Austin Peay
26	Fantroy, Darien	CB	6-2	175	Fr./HS	Killeen, Texas / North Side HS	20	Stewart, Grant	S	5-10	188	Fr./HS	Houston, Texas / Manvel HS
96	Farmer, Kelton	DL	6-4	290	Jr./TR	Evansville, Ind. / Kentucky Wesleyan	47	Szczesniak, Alex	TE	6-2	220	R-So./RS	Orland Park, Ill. / Iowa Western
16	Ferguson, Mason	WR	6-0	185	R-Fr./TR	Fort Worth, Texas / North Texas	15	Tate, Trevon	WR	6-0	180	R-Sr./TR	Erie, Pa. / Clarion
44	Fisher, Oryend	DL	6-6	225	R-So./TR	Georgetown, Ky. / West Virginia	6	Taylor, Ekow	Bandit	6-5	220	So./1L	Bronx, N.Y. / Fossil Ridge HS
37	Frilot, Jamal	Bandit	6-3	230	Fr./HS	Houston, Texas / Dekaney HS	21	Taylor, Marquez	RB	5-11	171	R-So./RS	McKenzie, Tenn. / Austin Peay
30	Gant, Allen	S	6-0	190	Fr./HS	Lubbock, Texas / Lubbock Coronado HS	35	Taylor-Barrocks, Kofi	Bandit	6-3	230	R-So./RS	London, England / Colorado
88	Goins Jr., Toric	WR	6-2	180	R-Fr./TR	Freepor, Texas / Trinity Valley CC	5	Thomas, Kam	MB	5-9	184	R-Sr./1L	Birmingham, Ala. / Austin Peay
16	Green, Yessman	CB	6-2	180	R-Sr./RS	Mobile, Ala. / Jacksonville HS / Jax State	12	Thompson, Donte	Spur	5-11	175	R-Sr./TR	Pensacola, Fla. / Texas State
98	Guerra, Nico	DL	6-5	245	Jr./TR	Rancho Cucamonga, Calif. / Chaffey College	13	Tillman, TJ	CB	6-0	165	Fr./HS	Amarillo, Texas / Tascosa HS
24	Guerrero, Jaime	S	6-1	185	R-Jr./1L	El Paso, Texas / Eastlake HS	58	Toney, Jaquan	OL	6-4	285	R-Sr./2L	Huntsville, Ala. / NE Mississippi CC
99	Gustafson, Cole	DL	6-4	279	Sr./TR	Rocklin, Calif. / FIU	2	Torres, Marcus	WR	5-10	175	R-Fr./RS	El Paso, Texas / Pebble Hills
19	Hall, Ashaad	DL	6-4	235	Sr./TR	St. Petersburg, Fla. / South Carolina State	79	Utley, Jake	OL	6-6	315	R-So./1L	College Station, Texas / College Station HS
39	Hancock, Josh	LS	5-9	185	R-Sr./2L	Corpus Christi, Texas / Coastal Christian Homeschool	27	Walker, Caleb	S	5-10	175	Gr./TR	Tampa, Fla. / St. Thomas University
34	Harrelson, Cam	S	6-0	165	R-Fr./RS	El Paso, Texas / Montwood HS	10	Warner, Chad	QB	6-2	195	Fr./HS	Cibolo, Texas / Cibolo Steele HS
26	Harris, Caden	WR	5-10	170	R-So./1L	Round Rock, Texas / Stony Point HS	42	Weber, Will	DL	6-4	255	R-Jr./TR	San Jose, Calif. / San Jose City College
43	Hawkins, Garrett	LB	6-3	227	Jr./TR	Sevierville, Tenn. / Austin Peay	28	Wilkins, Erion	CB	6-2	170	Fr./HS	Houston, Texas / Atascocita HS
45	Hay, Rio	LS	6-1	232	R-Fr./TR	Dripping Springs, Texas / Arkansas-Pine Bluff	17	Williams, Darnell	S	5-11	180	Fr./HS	Texarkana, Texas / Texas HS
13	Henry, Nik	WR	5-10	155	Fr./HS	Seguin, Texas / Seguin HS	69	Williams, James	OL	6-3	325	So./TR	Moore, Okla. / Northeastern Oklahoma A&M
25	Hill, Zo	WR	5-11	165	Fr./HS	Denton, Texas / Denton Ryan HS	19	Willis III, Eric	WR	5-8	160	Sr./TR	Collingdale, Pa. / California (PA)
70	Huber, Maddox	OL	6-7	300	Fr./HS	Hamshire, Texas / Hamshire-Fannett HS	31	Wilson, David	DB	6-2	177	R-Fr./TR	Frisco, Texas / Reedly College
60	Immediato, Joseph	OL	6-4	318	R-Sr./3L	El Paso, Texas / Eastwood HS	14	Wilson, Hahsaun	RB	5-11	190	R-Sr./TR	Florence, S.C. / Charlotte
7	Johnson, KD	DT	6-1	275	5th/2L	Houston, Texas / Kilgore College	10	Wilson, Jayden	LB	6-1	218	Jr./TR	El Paso, Texas / Austin HS / New Mexico
33	Jones, Josiah	S	6-2	185	Fr./HS	Chicago, Ill. / Crosby HS	25	Wilson, Royce	Bandit	6-3	220	Fr./HS	Houston, Texas / Fort Bend Willowridge HS
21	Jones, Tyler	S	6-0	200	R-Sr./TR	Orlando, Fla. / Tennessee State	46	Windfont, Copelin	LB	6-0	220	Fr./HS	Barrett Station, Texas / Crosby HS
65	Lafferty, Dennis	OL	6-7	320	R-Fr./TR	Norman, Okla. / NE Oklahoma A&M	57	Wydra, Craig	OL	6-4	305	R-Fr./RS	El Paso, Texas / Andress HS

## COACHING STAFF

**Scotty Walden** – Head Coach (Second Season)  
**Mark Cala** – Offensive Coordinator  
**Bobby Daly** – Defensive Coordinator  
**Ryan Stancheck** – Co-Offensive Coordinator/OL  
**Joe Pappalardo** – Wefense Coor./Miner Backs/Inside WR/Pass Game Coor.  
**Kelvin Sigler** – Co-Defensive Coor./Safeties  
**Aaron Foster** – Cornerbacks/Defensive Pass Game Coordinator  
**Chris Jones** – Defensive Line/Defensive Run Game Coordinator  
**Seth McDonald** – Bandits/Co-Wefense Coor./Def. Recruiting Coor.  
**Jourdan McNeill** – Running Backs/Offensive Recruiting Coordinator  
**Joshua Eargle** – Tight Ends/Offensive Run Game Coordinator  
**Kyle Beyer** – Spurs  
**John Cotton** – Kickers/Punters/Snappers/Lead Offensive Analyst  
**Brandon Butcher** – Linebackers  
**Desmond Lindsey** – Outside Wide Receivers  
**Miguel Avina** – Quarterbacks  
**Kade Glenn** – Assistant Defensive Backs

## PRONUNCIATIONS

Jordan ANDRUS	An-Drus	MALACHI Nelson	Mal-ah-Kai
Carlos ARREOLA	Are-E-ola	ARAMONI Rhone	Are-Money
CHASE Biddle	Chase	Josh SCHUCHTS	Shoots
VASHON Brunswick	Vuh-Shawn	XAVIER Smith	EX-zay-veer
RAFEALD Campbell	RAH-fay-eld	Alex SZCZESNIAK	Says-Knee-Ak
Justin CONTENT	CON-tent	EKOW Taylor	ECHO
WONDAME Davis Jr.	WHAN-duh-ME	KOFI Taylor-Barrocks	KO-FEE
UDOKA EZEANI	U-Doe-kuh E-Zani	Craig WYDRA	WHY-druh
ORYEND Fisher	Or-ion		
Jamal FRILOT	Free-low		
YESSMAN Green	YEZZ-men		
Nico GUERRA	GUE-ruh		
Cole GUSTAFSON	Gus-Tuff-son		
Maddox HUBER	Hue-ber		
Joseph IMMEDIATO	E-me-d-auto		
KODE Lowe	Ko-dee		
Luka MATAMOROS	MAH-tah-MORE-os		



# NUMERICAL ROSTER

NO.	NAME	POS	HT	WT	CL/EXP	HOMETOWN/PREVIOUS SCHOOL	NO.	NAME	POS	HT	WT	CL/EXP	HOMETOWN/PREVIOUS SCHOOL
0	Ezeani, Udoka	Bandit	6-1	216	R-Sr./TR	Richmond, Texas / Boise State	30	Gant, Allen	S	6-0	190	Fr./HS	Lubbock, Texas / Lubbock Coronado HS
0	Nickelberry, Ashton	WR	5-10	181	R-Sr./1L	Brandon, Miss. / Brandon HS / Austin Peay	31	Wilson, David	DB	6-2	177	R-Fr./TR	Frisco, Texas / Reedly College
1	Emory, Ashten	RB	5-11	203	R-Fr./RS	Dallas, Texas / Rockwall HS	32	Baldwin, Elijah	DL	6-7	230	R-Fr./RS	San Antonio, Texas / John Jay HS
1	Rudolph, Joshua	LB	5-11	230	Sr./TR	Montgomery, Ala. / Indiana	33	Cragun, Tanner	K	6-2	195	R-So./TR	Frisco, Texas / Wakeland HS / Utah State
2	Smith, Xavier	S	6-0	195	R-Jr./1L	Atlanta, Ga. / Austin Peay	33	Jones, Josiah	S	6-2	185	Fr./HS	Chicago, Ill. / Crosby HS
2	Torres, Marcus	WR	5-10	175	R-Fr./RS	El Paso, Texas / Pebble Hills	34	Harrelson, Cam	S	6-0	165	R-Fr./RS	El Paso, Texas / Montwood HS
3	Bowser, Shakaun	DL	6-5	255	Jr./TR	Mesa, Ariz. / Garden City CC	35	Taylor-Barrocks, Kofi	Bandit	6-3	230	R-So./RS	London, England / Colorado
3	Smith, Jaden	WR	5-10	195	R-Sr./1L	Atlanta, Ga. / Eastern Kentucky	36	Bowen, Kane	LB	6-2	215	Fr./HS	Sherman, Texas / Sherman HS
4	Campbell, Neil	CB	5-11	205	Gr./TR	Chicago, Ill. / Indiana Wesleyan	37	Friol, Jamal	Bandit	6-3	230	Fr./HS	Houston, Texas / Dekaney HS
4	Cheeks, Cash	TE	6-7	225	Jr./TR	Colorado Springs, Colo. / Northern Colorado	39	Hancock, Josh	LS	5-9	185	R-Sr./2L	Corpus Christi, Texas / Coastal Christian Homeschool
5	Barnes, Solo	S	6-3	205	Sr./TR	New Orleans, La. / Fayetteville State	40	Smith, Jaxon	TE	6-7	225	Fr./HS	Prague, Okla. / Prague HS
5	Thomas, Kam	MB	5-9	184	R-Sr./1L	Birmingham, Ala. / Austin Peay	41	Brunswick II, Vashon	LB	6-1	215	Fr./HS	Garland, Texas / Sachse HS
6	Odom, Kenny	WR	5-10	170	R-Jr./1L	Savannah, Ga. / Austin Peay	42	Botsford, Noah	K/P	6-3	200	R-Sr./TR	Fort Lauderdale, Fla. / Valdosta State
6	Taylor, Ekow	Bandit	6-5	220	So./1L	Bronx, N.Y. / Fossil Ridge HS	42	Weber, Will	DL	6-4	255	R-Jr./TR	San Jose, Calif. / San Jose City College
7	Johnson, KD	DT	6-1	275	5th/2L	Houston, Texas / Kilgore College	43	Hawkins, Garrett	LB	6-3	227	Jr./TR	Sevierville, Tenn. / Austin Peay
7	Nelson, Malachi	QB	6-3	193	R-So./TR	Los Alamitos, Calif. / Boise State	44	Fisher, Oryend	DL	6-6	225	R-So./TR	Georgetown, Ky. / West Virginia
8	Shufelt, Stratton	LB	6-2	230	So./1L	Rio Rancho, N.M. / Cleveland HS	45	Hay, Rio	LS	6-1	232	R-Fr./TR	Dripping Springs, Texas / Arkansas-Pine Bluff
8	Smith, Shay	QB	6-2	215	R-Fr./RS	El Paso, Texas / Franklin HS	46	Lee, Justin	LB	6-1	225	Fr./HS	Round Rock, Texas / Round Rock HS
9	Blocker, Marcell	CB	6-3	190	Sr./TR	Miami, Fla. / Florida Memorial	46	Windfont, Copelin	LB	6-0	220	Fr./HS	Barrett Station, Texas / Crosby HS
9	Locklear, Skyler	QB	5-11	195	R-Jr./1L	Clayton, N.C. / Austin Peay	47	Szczesniak, Alex	TE	6-2	220	R-So./RS	Orland Park, Ill. / Iowa Western
10	Warner, Chad	QB	6-2	195	Fr./HS	Cibola, Texas / Cibola Steele HS	48	Davey, Micah	LB	6-2	235	R-So./TR	Baton Rouge, La. / McNeese State
10	Wilson, Jayden	LB	6-1	218	Jr./TR	El Paso, Texas / Austin HS / New Mexico	50	Parrish, Leander	DL	6-3	240	Fr./HS	Mesquite, Texas / Rockwall HS
11	Burns, Derek	DL	6-5	254	R-Jr./TR	Dallas, Texas / NM State	52	Robinson, Machi	DL	6-2	290	Jr./TR	Hayward, Calif. / San Jose City College
11	McConnell, Cade	QB	6-1	195	R-Sr./2L	Long Beach, Calif. / Cerritos College	53	Escobar, Allan	OL	6-2	305	R-Sr./2L	El Paso, Texas / Montwood HS / NM State
12	Thompson, Donte	Spur	5-11	175	R-Sr./TR	Pensacola, Fla. / Texas State	55	McCarter, Ivan	DL	6-4	270	R-Fr./RS	Manvel, Texas / Manvel HS
13	Henry, Nik	WR	5-10	155	Fr./HS	Seguin, Texas / Seguin HS	57	Wydra, Craig	OL	6-4	305	R-Fr./RS	El Paso, Texas / Address HS
13	Tillman, TJ	CB	6-0	165	Fr./HS	Amarillo, Texas / Tascosa HS	58	Toney, Jaquan	OL	6-4	285	R-Sr./2L	Huntsville, Ala. / NE Mississippi CC
14	Biddle, Chace	S	6-0	205	Jr./TR	Garland, Texas / Trinity Valley CC	60	Immediato, Joseph	OL	6-4	318	R-Sr./3L	El Paso, Texas / Eastwood HS
14	Wilson, Hahsaun	RB	5-11	190	R-Sr./TR	Florence, S.C. / Charlotte	62	Riggs, Jake	OL	6-3	295	R-Fr./RS	Murfreesboro, Tenn. / Oakland HS
15	Lowe, Kode	S	6-1	225	R-Jr./TR	Coleman, Fla. / West Florida	65	Lafferty, Dennis	OL	6-7	320	R-Fr./TR	Norman, Okla. / NE Oklahoma A&M
15	Tate, Trevon	WR	6-0	180	R-Sr./TR	Erie, Pa. / Clarion	66	Robinson, Mark	OL	6-5	320	So./TR	Altamonte Springs, Fla. / Southeastern
16	Ferguson, Mason	WR	6-0	185	R-Fr./TR	Fort Worth, Texas / North Texas	69	Williams, James	OL	6-3	325	So./TR	Moore, Okla. / Northeastern Oklahoma A&M
16	Green, Yessman	CB	6-2	180	R-Sr./RS	Mobile, Ala. / Jacksonville HS / Jax State	70	Huber, Maddox	OL	6-7	300	Fr./HS	Hamshire, Texas / Hamshire-Fannett HS
17	Brown, Jaylan	WR	6-1	185	R-Fr./TR	Nacogdoches, Texas / Michigan State	71	Perkins, Preston	OL	6-6	270	Fr./HS	Austin, Texas / Austin HS
17	Williams, Darnell	S	5-11	180	Fr./HS	Texarkana, Texas / Texas HS	72	McDuffie III, Tyrone D.	OL	6-4	315	R-So./OL	El Paso, Texas / Parkland HS
18	Campbell, Rafeald	WR	5-11	175	R-Fr./RS	Arlington, Texas / Arlington Bowie HS	73	Roberts, Tyler	OL	6-8	314	Fr./HS	Argyle, Texas / Argyle HS
18	Content, Justin	CB	6-1	185	So./1L	Hoschton, Ga. / Mill Creek HS	75	Camacho Jr., Juan	OL	6-6	285	R-Sr./1L	El Paso, Texas / Bowie HS
19	Hall, Ashaad	DL	6-4	235	Sr./TR	St. Petersburg, Fla. / South Carolina State	76	De La Cruz, Diego	OL	6-4	300	Fr./HS	Monterrey, Mex. / St. Joseph's Brownsville HS
19	Willis III, Eric	WR	5-8	160	Sr./TR	Collingdale, Pa. / California (PA)	78	Slaton, Ryland	OL	6-7	280	Fr./HS	Melissa, Texas / Melissa HS
20	Bell, Josh	RB	5-9	180	Fr./HS	Dallas, Texas / Eules Trinity HS	79	Utley, Jake	OL	6-6	315	R-So./1L	College Station, Texas / College Station HS
20	Stewart, Grant	S	5-10	188	Fr./HS	Houston, Texas / Manvel HS	81	Matamoros, Luka	TE	6-5	275	R-Fr./RS	Pflugerville, Texas / Hendrickson HS
21	Jones, Tyler	S	6-0	200	R-Sr./TR	Orlando, Fla. / Tennessee State	82	Ezinwa, Judah	TE	6-3	235	R-Jr./1L	Fontana, Calif. / Mt. SAC
21	Taylor, Marquez	RB	5-11	171	R-So./RS	McKenzie, Tenn. / Austin Peay	83	Bradford, Ryland	MB	5-11	180	Fr./HS	Abilene, Texas / Abilene HS
22	McCoy, Elijah	RB	5-9	190	Fr./HS	Midland, Texas / Midland HS	84	Rhone, Aramoni	WR	6-5	195	R-Jr./TR	Orlando, Fla. / UAPB
22	Russell, Lantz	S	6-3	210	R-Sr./2L	Riverside, Calif. / Mt. SAC	86	Andrus, Jordan	TE	6-4	235	Fr./HS	Houston, Texas / Jack Yates HS
23	Davis Jr., Wondame	WR	6-1	180	R-Fr./RS	Ennis, Texas / Ennis HS	87	Cleaver, Jackson	K/P	6-1	205	R-Sr./TR	Tigard, Ore. / Eastern Washington
23	Meadows, Trace	LB	6-0	210	R-Fr./RS	College Station, Texas / A&M Consolidated	88	Goins Jr., Toric	WR	6-2	180	R-Fr./TR	Freeport, Texas / Trinity Valley CC
24	Guerrero, Jaime	S	6-1	185	R-Jr./1L	El Paso, Texas / Eastlake HS	89	Schuchts, Josh	WR	6-3	210	R-Fr./RS	Tallahassee, Fla. / North Florida Christian HS
24	Simon, CJ	WR	6-0	165	Fr./HS	Tuttle, Okla. / Tuttle HS	90	Coker, Ashton	DT	6-2	290	So./1L	Katy, Texas / Katy Taylor HS
25	Hill, Zo	WR	5-11	165	Fr./HS	Denton, Texas / Denton Ryan HS	91	Arreola, Carlos	K	5-10	200	Jr./TR	El Paso, Texas / Clint HS / Sul Ross State
25	Wilson, Royce	Bandit	6-3	220	Fr./HS	Houston, Texas / Fort Bend Willowridge HS	92	Scott, Tyler	DL	6-1	315	Sr./TR	Jackson, Ga. / Kennesaw State
26	Fantroy, Darien	CB	6-2	175	Fr./HS	Killeen, Texas / North Side HS	94	Leon, Jimmy	DL	6-4	240	Fr./HS	Tucson, Ariz. / Mica Mountain HS
26	Harris, Caden	WR	5-10	170	R-So./1L	Round Rock, Texas / Stony Point HS	96	Farmer, Kelton	DL	6-4	290	Jr./TR	Evansville, Ind. / Kentucky Wesleyan
27	Walker, Caleb	S	5-10	175	Gr./TR	Tampa, Fla. / St. Thomas University	97	Bowman, Joe	K	6-0	185	R-Sr./1L	Carlsbad, Calif. / SEMO
28	Wilkins, Erion	CB	6-2	170	Fr./HS	Houston, Texas / Atascocita HS	98	Guerra, Nico	DL	6-5	245	Jr./TR	Rancho Cucamonga, Calif. / Chaffey College
29	Brown-Turner, Dylan	LB	6-1	210	R-So./RS	Dallas, Texas / Florida State	99	Gustafson, Cole	DL	6-4	279	Sr./TR	Rocklin, Calif. / FIU

## COACHING STAFF

**Scotty Walden** – Head Coach (Second Season)  
**Mark Cala** – Offensive Coordinator  
**Bobby Daly** – Defensive Coordinator  
**Ryan Stancheck** – Co-Offensive Coordinator/OL  
**Joe Pappalardo** – Wefense Coord./Miner Backs/Inside WR/Pass Game Coord.  
**Kelvin Sigler** – Co-Defensive Coord./Safeties  
**Aaron Foster** – Cornerbacks/Defensive Pass Game Coordinator  
**Chris Jones** – Defensive Line/Defensive Run Game Coordinator  
**Seth McDonald** – Bandits/Co-Wefense Coord./Def. Recruiting Coord.  
**Jourdan McNeill** – Running Backs/Offensive Recruiting Coordinator  
**Joshua Eargle** – Tight Ends/Offensive Run Game Coordinator  
**Kyle Beyer** – Spurs  
**John Cotton** – Kickers/Punters/Snappers/Lead Offensive Analyst  
**Brandon Butcher** – Linebackers  
**Desmond Lindsey** – Outside Wide Receivers  
**Miguel Avina** – Quarterbacks  
**Kade Glenn** – Assistant Defensive Backs

## PRONUNCIATIONS

Jordan ANDRUS	An-Drus	MALACHI Nelson	Mal-ah-Kai
Carlos ARREOLA	Are-E-ola	ARAMONI Rhone	Are-Money
CHASE Biddle	Chase	Josh SCHUCHTS	Shoots
VASHON Brunswick	Vuh-Shawn	XAVIER Smith	EX-zay-veer
RAFEALD Campbell	RAH-fay-eld	Alex SZCZESNIAK	Says-Knee-Ak
Justin CONTENT	CON-tent	EKOW Taylor	ECHO
WONDAME Davis Jr.	WHAN-duh-ME	KOFI Taylor-Barrocks	KO-FEE
UDOKA EZEANI	U-Doe-kuh E-Zani	Craig WYDRA	WHY-druh
ORYEND Fisher	Or-ion		
Jamal FRILOT	Free-low		
YESSMAN Green	YEZZ-men		
Nico GUERRA	GUE-ruh		
Cole GUSTAFSON	Gus-Tuff-son		
Maddox HUBER	Hue-ber		
Joseph IMMEDIATO	E-me-d-auto		
KODE Lowe	Ko-dee		
Luka MATAMOROS	MAH-tah-MORE-os		



# UTEP DEPTH CHART

GAME: 11 (vs. NM State)

## BLUE BLAZE OFFENSE

<b>LT</b>	66	Mark Robinson	6-5	320	So.	TR	Altamonte Springs, Fla.	(Southeastern)	10 Career Starts (10 app.)
	65	Dennis Lafferty	6-7	320	R-Fr.	TR	Norman, Okla.	(NE Oklahoma A&M)	0 Career Starts (1 app.)
<b>LG</b>	69	James Williams	6-3	325	So.	TR	Moore, Okla.	(NE Oklahoma A&M)	10 Career Starts (10 app.)
	58	Jaquan Toney	6-4	285	R-Jr.	RS	Huntsville, Ala.	(NE Mississippi CC)	7 Career Starts (14 app.)
<b>C</b>	53	Ivan Escobar	6-2	305	R-Sr.	2L	El Paso, Texas	(NM State)	21 Career Starts (32 app.)
	62	Jake Riggs	6-3	295	R-Fr.	RS	Murfreesboro, Tenn.	(Oakland HS)	0 Career Starts (2 app.)
<b>RG</b>	60	Joseph Immediato	6-4	318	R-Sr.	3L	El Paso, Texas	(Eastwood HS)	12 Career Starts (30 app.)
	72	Tyrone D. McDuffie III	6-4	315	R-So.	3L	El Paso, Texas	(Parkland HS)	2 Career Starts (8 app.)
<b>RT</b>	79	Jake Utley	6-6	315	R-So.	1L	College Station, Texas	(College Station HS)	6 Career Starts (15 app.)
	75	Juan Camacho Jr.	6-6	285	R-Sr.	1L	El Paso, Texas	(Bowie HS)	1 Career Starts (22 app.)
<b>TE</b>	89	Josh Schuchts	6-3	210	R-Fr.	RS	Tallahassee, Fla.	(North Florida Christian HS)	5 Career Starts (6 app.)
	86	Jordan Andrus	6-4	235	Fr.	HS	Houston, Texas	(Jack Yates HS)	0 Career Starts (1 app.)
<b>-or-</b>	47	Alex Szczesniak	6-2	220	R-So.	RS	Orland Park, Ill.	(Iowa Western)	0 Career Starts (10 app.)
<b>WR<sup>x</sup></b>	17	Jaylan Brown	6-1	185	R-Fr.	TR	Nacogdoches, Texas	(Michigan State)	2 Career Starts (7 app.)
	18	Rafeald Campbell	5-11	175	R-Fr.	RS	Arlington, Texas	(Arlington Bowie HS)	0 Career Starts (2 app.)
<b>-or-</b>	13	Nik Henry	5-10	155	Fr.	HS	Seguin, Texas	(Seguin HS)	0 Career Starts (2 app.)
<b>WR<sup>sr</sup></b>	6	Kenny Odom	5-10	170	R-Jr.	1L	Savannah, Ga.	(Austin Peay)	19 Career Starts (21 app.)
	15	Trevon Tate	6-0	180	R-Sr.	TR	Erie, Pa.	(Clarion)	2 Career Starts (9 app.)
<b>WR<sup>2</sup></b>	23	Wondame Davis Jr.	6-1	180	R-Fr.	RS	Ennis, Texas	(Ennis HS)	5 Career Starts (9 app.)
	88	Toric Goins Jr.	6-2	180	R-Fr.	TR	Freeport, Texas	(Trinity Valley CC)	3 Career Starts (8 app.)
<b>RB</b>	14	Hahsaun Wilson	5-11	190	R-Sr.	TR	Florence, S.C.	(Charlotte)	4 Career Starts (9 app.)
<b>-or-</b>	1	Ashten Emory	5-11	203	R-Fr.	RS	Dallas, Texas	(Rockwall HS)	6 Career Starts (13 app.)
<b>QB</b>	9	Skyler Locklear	5-11	195	R-Jr.	1L	Clayton, N.C.	(Austin Peay)	14 Career Starts (17 app.)
	7	Malachi Nelson	6-3	193	R-So.	TR	Los Alamitos, Calif.	(Boise State)	5 Career Starts (6 app.)

## ORANGE SWARM DEFENSE

<b>DE</b>	19	Ashaad Hall	6-4	235	Sr.	TR	St. Petersburg, Fla.	(South Carolina State)	6 Career Starts (9 app.)
	3	Shakaun Bowser	6-5	255	Jr.	TR	Mesa, Ariz.	(Garden City CC)	2 Career Starts (9 app.)
<b>NT</b>	90	Ashton Coker	6-2	290	So.	1L	Kay, Texas	(Katy Taylor HS)	12 Career Starts (21 app.)
	92	Tyler Scott	6-1	315	Sr.	TR	Jackson, Ga.	(Kennesaw State)	2 Career Starts (10 app.)
<b>DT</b>	7	KD Johnson	6-1	275	5th	2L	Houston, Texas	(Kilgore College)	22 Career Starts (34 app.)
	99	Cole Gustafson	6-4	279	Sr.	TR	Rocklin, Calif.	(FIU)	2 Career Starts (10 app.)
<b>DE<sup>b</sup></b>	0	Udoka Ezeani	6-1	216	R-Sr.	TR	Richmond, Texas	(Boise State)	10 Career Starts (10 app.)
	32	Elijah Baldwin	6-2	230	R-Fr.	RS	San Antonio, Texas	(John Jay HS)	0 Career Starts (14 app.)
<b>MIKE</b>	48	Micah Davey	6-2	235	R-Sr.	TR	Baton Rouge, La.	(McNeese State)	10 Career Starts (10 app.)
	8	Stratton Shufelt	6-2	230	So.	1L	Rio Rancho, N.M.	(Cleveland HS)	1 Career Starts (20 app.)
<b>SAM</b>	10	Jayden Wilson	6-1	218	Jr.	TR	El Paso, Texas	(New Mexico)	7 Career Starts (10 app.)
	41	Vashon Brunswick II	6-1	215	Fr.	HS	Garland, Texas	(Sachse HS)	0 Career Starts (5 app.)
<b>SPUR</b>	12	Donte Thompson	5-11	175	R-Sr.	TR	Pensacola, Fla.	(Texas State)	6 Career Starts (9 app.)
	15	Kode Lowe	6-1	225	R-Jr.	TR	Coleman, Fla.	(West Florida)	3 Career Starts (10 app.)
<b>CB</b>	13	TJ Tillman	6-0	165	Fr.	HS	Amarillo, Texas	(Tascosa HS)	1 Career Starts (9 app.)
	28	Erion Wilkins	6-2	170	Fr.	HS	Houston, Texas	(Atascocita HS)	0 Career Starts (5 app.)
<b>SS</b>	5	Solo Barnes	6-3	205	Sr.	TR	New Orleans, La.	(Fayetteville State)	10 Career Starts (10 app.)
	21	Tyler Jones	6-0	200	R-Sr.	TR	Orlando, Fla.	(Tennessee State)	0 Career Starts (5 app.)
<b>FS</b>	2	Xavier Smith	6-0	195	R-Jr.	1L	Atlanta, Ga.	(Austin Peay)	20 Career Starts (22 app.)
	16	Yessman Green	6-2	180	R-Sr.	RS	Mobile, Ala.	(Jax State)	0 Career Starts (7 app.)
<b>CB</b>	9	Marcell Blocker	6-3	190	Sr.	TR	Miami, Fla.	(Florida Memorial)	2 Career Starts (8 app.)
<b>-or-</b>	18	Justin Content	6-1	185	So.	1L	Hoschton, Ga.	(Mill Creek HS)	13 Career Starts (19 app.)

## WEFENSE UNIT

<b>K</b>	33	Tanner Cragun	6-2	195	R-So.	TR	Frisco, Texas	(Utah State)	5 Career Appearances
	91	Carlos Arreola	5-10	200	Jr.	TR	El Paso, Texas	(Sul Ross State)	9 Career Appearances
<b>-or-</b>	97	Joe Bowman	6-0	185	R-Sr.	1L	Carlsbad, Calif.	(SEMO)	7 Career Appearances
<b>P</b>	42	Noah Botsford	6-3	200	R-Sr.	TR	Fort Lauderdale, Fla.	(Valdosta State)	10 Career Appearances
	87	Jackson Cleaver	6-1	205	R-Sr.	TR	Tigard, Ore.	(Eastern Washington)	6 Career Appearances
<b>LS</b>	39	Josh Hancock	5-9	185	R-Sr.	2L	Corpus Christie, Texas	(Coastal Christian Home School)	25 Career Appearances
	45	Rio Hay	6-1	232	R-Fr.	TR	Dripping Springs, Texas	(UAPB)	0 Career Appearances
<b>H</b>	42	Noah Botsford	6-3	200	Jr.	TR	Fort Lauderdale, Fla.	(Valdosta State)	10 Career Appearances
<b>KR</b>	23	Wondame Davis Jr.	6-1	180	R-Fr.	RS	Ennis, Texas	(Ennis HS)	9 Career Appearances
	19	Eric Willis III	5-8	160	Sr.	TR	Collingdale, Pa.	(California [PA])	10 Career Appearances
<b>PR</b>	19	Eric Willis III	5-8	160	Sr.	TR	Collingdale, Pa.	(California [PA])	10 Career Appearances



## MINER NOTABLES

### WHERE TO WATCH & LISTEN

The action returns to “The Home of UTEP Football” 600 ESPN El Paso with “**The Voice of the UTEP Miners**” **Jon Teicher** calling play-by-play in his 45th season. Teich, who called his 500th game on Oct. 11, 2023, at FIU, is joined by former UTEP coach **Aaron Price** in the booth, providing analysis. El Paso native and long-running member of the local media, **Mando Medina**, will be reporting from the sidelines. The Miners and Aggies will be streamed on ESPN+ with Andy Morgan (PxP), Ed Stansbury (analysis), and Paige Wood (sideline). The contest can also be heard on the UTEP Miners app.

### SERIES VS. NM STATE

UTEP leads the all-time rivalry 60-39-2. The Miners also lead 39-18-1 all-time in El Paso. The Miners are 14-6 in the last 20 meetings. UTEP is 5-2 in the Sun Bowl since 2010, losing in El Paso during the 2018 and 2023 seasons. Last year, UTEP rallied from 17 points down (24-7) to beat NM State, 42-35, in Las Cruces on Nov. 30, 2024. DE **Bryton Thompson** scored two defensive touchdowns, MB **Kam Thomas** returned a punt 93 yards for a score and RB **Jevon Jackson** had a pair of rushing TDs. The last victory in the Sun Bowl by the Miners was in 2022. After taking a double-digit lead into halftime, UTEP won 20-13 in Sun Bowl Stadium on Sept. 10, 2022. UTEP’s eight-game winning streak from 2009 to 2016 by the Miners is the longest of the series. The two programs first met on Oct. 24, 1914, in Las Cruces, with the Aggies coming out on top 19-0. NMSU won the 1915 meeting 30-0, while the Miners’ first victory was a 7-6 outcome in 1916. The Aggies’ longest win streak of the series was five games from 1920 to 1924 before tying 6-6 in 1925. The Miners won 92-7 in 1948 (most points by UTEP in the series), while the Aggies’ top score was 64 during a shutout in 1922.

### THE LAST MEETING

DE **Bryton Thompson** scored two defensive touchdowns on fumble returns, MB **Kam Thomas** returned a punt 93 yards for a score and RB **Jevon Jackson** had a pair of rushing TDs as UTEP rallied from 17 points down to blitz NM State, 42-35, in the 101st Battle of I-10 in Aggie Memorial Stadium on Nov. 30, 2024. The UTEP defense added a season-high eight sacks, two fumble recoveries, an interception and 10 tackles for loss. Thompson is the first Miner to score two defensive touchdowns in the same game in the modern era of football, while he became the first Miner since DB **Quinten Demps** (2007) to score a pair of defensive touchdowns in the same season. Thomas’s 93-yard punt return for a touchdown tied a school record (**Reggie Matthews** in 1966 vs. San Jose State, 1967 vs. UCSB). Thomas’s TD extended UTEP’s lead to 11 points early in the fourth quarter. On top of his wefense TD return, Thomas – after dropping three balls early in the contest – led the Miners with 90 yards on four receptions, including a collegiate career-long 69-yard catch. Jackson led the rushing attack with 79 yards and scored two rushing touchdowns. The first was a two-yard plunge that started UTEP’s scoring run at the 10:13 mark of the second quarter to make the score 24-14, while the second TD was on a three-yard dash that got the Miners within three points (24-21) at the 10:41 mark of the third quarter. WR **Kenny Odom** finished with 29 yards on two receptions, but his second catch was a 30-yard touchdown reception that gave the Miners the go-ahead 28-24 lead late in the third. QB **Skyler Locklear** finished with 177 passing yards and a TD.

### ABOUT NM STATE

The Aggies have lost five consecutive games following a 42-9 loss at No. 21/20 Tennessee on Nov. 15. NM State is 3-7 overall and 1-5 in CUSA play, defeating Sam Houston 37-10 on Oct. 2. Following its win over the Bearkats, NM State has lost its last four league contests – falling at Liberty 30-27, against Missouri State 24-17 in overtime, at WKU and against Kennesaw State 24-21. QB Logan Fife is one of the top passers in CUSA, ranking second in pass attempts (362), and third in passing yards (2,240) and completions (204). Overall, Fife has thrown 11 TDs, 12 interceptions, and is completing 56.4 percent of his passes. Running back Kadarius Calloway leads the team with 332 yards and three rushing scores. Defensively, the Aggies rank second in CUSA with 14 interceptions. Safety Bernock Iya ranks tied for first in CUSA with four interceptions, while fellow safety Naeten Mitchell is tied for fifth with three picks. Mitchell has tallied 86 yards in INT returns along with a touchdown.

### THANK YOU, SENIORS!

UTEP fans will see 26 seniors play their last game in Sun Bowl Stadium. Those Miners are S **Solo Barnes**, CB **Marcell Blocker**, P **Noah Botsford**, K **Joe Bowman**, CB **Neil Campbell**, K **Jackson Cleaver**, LB **Micah Davey**, C **Ivan Escobar**, CB **Yessman Green**, DT **Cole Gustafson**, DL **Ashaad Hall**, LS **Joshua Hancock**, OL **Joseph Immediato**, DT **KD Johnson**, S **Tyler Jones**, QB **Cade McConnell**, WR **Ashton Nickelberry**, LB **Joshua Rudolph**, S **Lantz Russell**, DL **Tyler Scott**, WR **Trevon Tate**, Spur **Donte Thompson**, OL **Jaquan Toney**, S **Caleb Walker**, WR **Eric Willis III**, and RB **Hahsaun Wilson**.

### MOST RUSHING TD’S BY UTEP QB IN 51 YEARS

QB **Skyler Locklear**, after rushing for two more touchdowns, has tied a school record for the most rushing scores in a single season by a UTEP quarterback with seven in 2025. QB **Bobby McKinley** set the record with seven rushing touchdowns during the 1974 season.

### RUNNING MAN

**Skyler Locklear** has rushed for 321 yards in the last five games (64.2 avg.), including a career-high 82 yards on 17 attempts against Jax State on Nov. 8. Overall, Locklear has gained a team-high 364 yards on 81 attempts (4.5 avg.). Locklear is averaging 52.0 rushing yards per game. Locklear ranks 15th overall in CUSA rushing yards. Locklear’s seven rushing touchdowns lead UTEP and rank seventh in CUSA.

### LEADING RUSHER

**Skyler Locklear** leads the Miners with 364 yards rushing. The last UTEP QB to lead the team in rushing was **Shawn Gray** in 1992 with 402 yards rushing.

### MOST RUSH YARDS BY A UTEP QB IN SIX YEARS

**Skyler Locklear’s** 364 yards rushing are the most by a UTEP QB since **Kai Locksley** went for 535 yards in 2019.

### THIRD TIME IN 2025

**Skyler Locklear** rushed for two touchdowns at Missouri State, making it the third time in 2025 he’s rushed for a pair in a game. Locklear has rushed for four touchdowns in the last two games and six TDs in three of the previous four contests.

### TOUCHDOWNS ACCOUNTED FOR

**Skyler Locklear** has accounted for 14 touchdowns so far (7 TD passes, 7 TD rushes). Locklear has accounted for 12 touchdowns (6 TD passes, 6 TD rushes) in the last four games.

### THIRD IN THE NATION

WR **Wondame Davis Jr.** ranks third in the nation, averaging 22.1 yards per reception. Davis Jr. has 465 yards on 21 receptions.

### BIG PLAY WONDAME

**Wondame Davis Jr.** leads CUSA and ranks third in FBS, averaging 22.1 yards per reception. Davis Jr.’s four touchdown receptions rank tied for eighth in the conference. Overall, Davis Jr. has tallied 465 yards on only 21 receptions. Davis Jr. ranks 11th in CUSA in receiving yards.

### SCHUCHTS’S EMERGENCE

TE **Josh Schuchts** registered a career-high 41 yards on two catches with a touchdown at Kennesaw State. Schuchts hauled in a career-long 41-yard touchdown reception against the Owls to get the Miners on the board. Schuchts has hauled in 15 receptions for 136 yards and two touchdowns since playing in his first collegiate game action on Sept. 27, against LA Tech. Schuchts has started in five of six games played after missing all of 2024 and the first four games in 2025.



## MINER NOTABLES

**KENNY IS A CATCH**

WR **Kenny Odom** is tied for first in CUSA in receptions per game (5.2) and is fifth in the league lead with 47 receptions. Odom has 440 receiving yards, ranking 14th in CUSA. Odom is tied for eighth in the league with four touchdown receptions. Odom hauled in a career-high 10 receptions at Sam Houston recently.

**CAMPBELL'S LONG CATCH**

WR **Rafeald Campbell** hauled in a career-long 21-yard catch at Missouri State. Campbell, a redshirt freshman seeing more playing time, has 27 yards on two catches in 2025.

**FIRST CATCH FOR JORDAN**

TE **Jordan Andrus** played in his second collegiate game at Missouri State. The true freshman tallied a nine-yard catch.

**BALL SECURITY**

UTEP has lost only three fumbles, ranking tied for 20th in FBS and tied first in Conference USA. The Miners have only combined for seven total fumbles, ranking second in CUSA and tied for 21st nationally.

**BIG PLAYS FROM THE BLUE BLAZE**

In the longest plays from scrimmage in Conference USA, UTEP ranks first in 90+ yard plays (1), tied-first in 80+ yard plays (1), 70+ yards (4), 60+ yards (5), 40+ yards (12) and 30+ yards (25).

**FIRST-DOWN DEFENSE**

UTEP ranks third in CUSA in first downs defense (20.4). The Miners' 204 first downs allowed are third in CUSA.

**ORANGE SWARM SACK ATTACK**

UTEP is tied for the lead in Conference USA with 25 sacks after posting five sacks at Missouri State. The Miners' 2.5 sacks per game rank tied for first in CUSA. The Miners ranks tied for 26th in FBS.

**TACKLING BEHIND THE LINE OF SCRIMMAGE**

UTEP has tallied a Conference USA-best 78 tackles for loss after racking up 12 TFL, tying a season high. The Miners rank tied for sixth in FBS in total TFL. Its 7.8 TFL per game is also first in CUSA and ranks fifth in FBS. Oklahoma leads the nation in total TFL (102) and TFL per game (10.2). UTEP's 292 yards lost on the TFL ranks 16th in FBS.

**NATIONAL LEADER**

LB **Micah Davey** is the national leader with 60 solo tackles. UNI's Quinn Urwiler and Northwestern's Robert Fitzgerald are tied for second with 59 solo stops each.

**CUSA LEADING TACKLER; #2 IN FBS**

**Micah Davey** leads Conference USA and is second in FBS in total tackles (119). Davey ranks second in FBS in tackles per game (11.9). Davey totaled 12 more tackles at Missouri State. He has 88 in his last seven games (12.6 per game). Davey's 60 solo tackles lead FBS. For his college career, Davey has amassed 430 tackles in 38 games (11.3 per game).

**DOUBLE-DIGIT MACHINE**

**Micah Davey** registered his sixth consecutive double-digit tackle game after posting 12 at Missouri State. The string started with 12 against LA Tech, 12 versus Liberty, 14 at Sam Houston, a season-high 17 at Kennesaw State, and 13 against Jax State. Davey has seven overall in 2025 and 25 in his collegiate career.

**400-TACKLE CLUB**

**Micah Davey** has racked up 42 tackles the last three games, giving the linebacker 430 tackles in his collegiate career. Davey tallied 311 while playing at McNeese State in 29 career games (2022-24).

# #2 LUKE LAUFENBERG

#LiveLikeLuke

The UTEP football team will continue to pay tribute to the late Luke Laufenberg throughout the 2025 season. Laufenberg passed away at the age of 21 on Thursday, Aug. 22, 2019 after battling cancer for two years. A tight end from Dallas, Texas, Laufenberg joined the Miners for 2019 spring ball after playing at Mesa Community College in 2017. UTEP players have worn black "LUKE" stickers on their helmets since the start of the 2019 season. Redshirt freshman and El Paso native WR Marcus Torres will wear his #2 Laufenberg jersey throughout the season. WR Justin Garrett was the first Miner to don the #2 jersey during the 2020 season and continued the trend in 2021. QB Gavin Hardison was the second Miner to don the #2 jersey (2022-23) and WR Javoni Gardere was the third (2024). Laufenberg played his senior season at Argyle Liberty Christian High School in Argyle, Texas, where he was named 2016 Offensive Newcomer of the Year and honorable mention All-District. He initially walked on at Texas A&M before continuing his football career at Mesa Community College, where he appeared in six games prior to being diagnosed with Burkitt lymphoma.



# #3 TRENCH WARRIOR

The "Trench Warrior" is a single digit that is assigned to the most deserving D-Lineman. They are a leader, and they embody UTEP's culture on and off the field. It is something head coach Scotty Walden created to signify that wearing a single digit on the DL means you're a "bad dude." On Aug. 21, Walden announced that junior defensive lineman Shakaun Bowser will don the no. 3 number in 2025.



## MINER NOTABLES

## KD GETTING AFTER THE QB

DT **KD Johnson** tied his career best with 2.0 sacks at Missouri State. Johnson has 2.5 sacks, ranking tied for 19th in CUSA. Johnson and Delaware DT Keyshawn Hunter (2.5 sacks) are the sack leaders for all CUSA defensive tackles/nose tackles.

## A FORCE INSIDE

**KD Johnson** has 47 tackles in 2025, ranking tied sixth on the team and tied for 39th in the CUSA. Johnson leads all CUSA DT/NTs in tackles. Johnson has added 9.5 tackles for loss, ranking tied for second in CUSA and leading all CUSA DT/NTs. Johnson, starting in 22 of 34 career games played, has racked up 109 tackles (45 solo) with 18.0 tackles for loss, 6.0 sacks and two pass breakups.

## EAZY-E

Bandit **Udoka Ezeani** registered his first sack in five weeks, posting his fifth of the season at Missouri State. Overall, Ezeani ranks tied for fifth in CUSA with 5.0 sacks.

## MORE ON UDOKA

**Udoka Ezeani** tallied six tackles with a sack (10 yards) and a tackle for loss at Missouri State. Ezeani ranks tied for first in CUSA with 10.0 TFL. He's added 37 tackles, a breakup, four quarterback hurries, and two forced fumbles. Ezeani ranks tied for fourth in CUSA in forced fumbles.

## SOLO BARNES WITH SOLO STOPS

S **Solo Barnes** registered seven tackles at Missouri State, all of which were solo stops. Barnes ranks fourth in the team with 57 total tackles and ranks second with 31 solo tackles.

## JAYDEN STEPPING IN AND STEPPING UP

**Jayden Wilson** has started the last seven games since filling in for LB **Joshua Ruldolph**, who's out for the season. Wilson ranks second on the team and tied for eighth in CUSA with 72 tackles. Wilson has added 8.0 tackles for loss, 0.5 sack, an interception (first collegiate), four hurries, fumble return for 34 yards and two forced fumbles. Wilson ranks tied for fourth in CUSA in forced fumbles.

## CONTENT ISLAND

CB **Justin Content** has impressed in his second season, starting in nine of 10 games. Content tallied a career-high two pass breakups at Kennesaw State. He's tied for the team lead with four breakups. Content has tallied 47 tackles (24 solo) with 5.0 tackles for loss, an interception and a quarterback hurry. He amassed a career-high 13 tackles and posted his first career INT against LA Tech earlier this season.

## NINE YEARS SINCE THAT HAPPENED

CB **Yessman Green** blocked a punt, and Bandit **Ekow Taylor** recovered the ball for a touchdown at Missouri State. It was the first blocked punt for a score since Nov. 26, 2016, against North Texas, when **DaShone Smith** came up with the block and **Brandon Moss** recovered it for a TD. It was the first punt block for a score on the road since Oct. 15, 2011, at Tulane when **Travaun Nixon** blocked a punt and **Adrian James** recovered for a TD.

## EKOW FINALLY GETS INTO THE END ZONE

Bandit **Ekow Taylor** recovered a blocked punt for his first collegiate touchdown at Missouri State. Taylor came close at Sam Houston when he recovered a fumble at the UTEP 30 and returned 63 yards, coming up seven yards short of a TD.

## CAREER-LONG PUNT RETURN

WR **Nik Henry** returned a punt 41 yards, a career-long return at Missouri State for the freshman. It's the longest punt return by any Miner in 2025. Henry has added 53 yards on six kickoff returns and two tackles on special teams.

## BOOTING BOTSFORD

P **Noah Botsford** ranks third in Conference USA, averaging 46.4 yards per game. Botsford has tallied 2,321 yards on 50 boots. Botsford has a long punt of 70 yards with 14 placed inside the 20 and 15 50+ yard punts. Botsford averaged a career-high 54.0 yards on four punts (216 yards) against Jax State. It was the third time this season that Botsford averaged 50.0+ yards (vs. UT Martin, at Sam Houston).

## NOTEABLE KEEPERS

## SEASON-HIGH 13 SOLO STOPS

**Micah Davey** was a one-man wrecking crew at Sam Houston after racking up 13 solo tackles of his 14 total. It's the most since joining the Miners and tied his collegiate career after registering 13 solo tackles against Houston Christian on Nov. 11, 2023, while playing at McNeese State. Overall, it's Davey's seventh career double-digit solo tackle effort.

## MOST IN A UTEP UNIFORM

**Micah Davey** amassed a season-high 17 tackles at Kennesaw State. It's the most Davey has notched in the Orange and Blue. Davey's collegiate career best is 21 (Nov. 18, 2023 at Lamar) while playing at McNeese State.

## CAREER DAY FOR BOTSFORD

P **Noah Botsford** booted a career-long 70-yard punt, while averaging a career-high 54.0 yards per punt against Jax State. His previous longest was 66 yards.

## MORE ON THE 70-YARDER

**Noah Botsford's** 70-yard punt is tied for the 12th-longest punt kicked this season. Botsford was the first UTEP punter since P Mike Ruggles's 73-yard punt on Nov. 16, 2013, against FIU.

## CAREER-LONG PASS

**Skylar Locklear** threw a career-long 75-yard touchdown pass to WR **Wondame Davis Jr.** against Jax State. His previous long was 69 yards at NM State last season.

## SECOND HIGHEST RECEIVING TOTAL IN FBS WEEK 11

WR **Wondame Davis Jr.** tallied a career-high 166 receiving yards, the second-highest output in FBS week 11. Texas State's Beau Sparks had 186 at Louisiana.

## CAREER NIGHT FOR MALACHI

QB **Malachi Nelson** threw for a career-high 404 yards against ULM. Nelson completed 22 passes on a career-most 46 attempts to go along with a trio of touchdown passes. His 404-yard effort is the 13th-best performance in program history.

## FIRST TIME IN 16 YEARS

**Malachi Nelson** became the first UTEP QB to pass for at least 400 yards since **Trevor Vittaoe** did so vs. Marshall (517 yards) on Nov. 28, 2009.

## 400+YARD PASSING CLUB

**Malachi Nelson** was the seventh UTEP quarterback to throw for at least 400 yards passing after throwing for 404 against ULM. **Bill Craig**, **Brooks Dawson**, **Sammy Garza**, **Jordan Palmer**, **Billy Stevens** and **Trevor Vittaoe** all threw for at least 400 yards in one game.

## NELSON'S FIRST 4 STARTS UNDER CENTER

**Malachi Nelson** put up big numbers in his first four starts as a Miner. Nelson has thrown for 1,069 yards on 82-of-142 passing with eight touchdowns and five interceptions. Other notable UTEP quarterbacks' first four starts include: **Billy Stevens** (1965), 78-of-158 for 1,425 yards, 10 TDs, eight interceptions; **Brooks Dawson** (1967), 62-of-126, 1,147 yards, 17 TD, 5 INT; **Pat Hegarty** (1987), 74-of-134 for 935 yards, 6 TD, 7 INT; **Jordan Palmer** (2003), 62-of-116, 723 yards, 4 TD, 9 INT; **Trevor**



# MINER NOTABLES

**Vittatoe** (2007), 43-of-90, 721 yards, 5 TD, 1 INT; **Nick Lamaison** (2011), 64-of-108, 891 yards, 7 TD, 5 INT; **Jameill Showers** (2013), 76-of-115, 856 yards, 7 TD, 1 INT; **Gavin Hardison**, (2020) 57-of-105, 850 yards, 1 TD, 1 INT.

## EARL CAMPBELL TYLER ROSE AWARD HONORABLE MENTION WEEK 8

QB **Skylar Locklear** threw for 236 yards on 21-of-26 passing, two touchdown tosses, along with 48 yards on the ground and two rushing scores to lead UTEP past Sam Houston.

## DAVIS JR. CUSA FRESHMAN OF THE WEEK - SEPT. 22

WR **Wondame Davis Jr.** produced big numbers against ULM in the Sun Bowl. He was named the Conference USA Freshman of the Week on Sept. 22. Davis Jr. scored his first collegiate touchdown – a 44-yard reception – during the fourth quarter. He added another – a 20-yard catch – with six minutes left in the final frame. Davis Jr. set career bests in receptions (six), receiving yards (119) and long reception (44).

## LONGEST PLAY FROM SCRIMMAGE IN PROGRAM HISTORY

RB **Hahsaun Wilson** zoomed past Skyhawk defenders on his way to a school-record 94-yard touchdown run. The previous longest run was a 91-yard scamper by RB **Aaron Jones** at Texas Tech in 2015. The previous longest play from scrimmage was a 92-yard **Billy Stevens'** touchdown pass to **Bob Wallace** in 1965.

## T-SECOND LONGEST PLAY FROM SCRIMMAGE IN THE NATION

**Hahsaun Wilson's** 94-yard touchdown run against UT Martin is tied for the second longest rush play and second longest overall play from scrimmage in the nation. Wilson is one of five players in FBS to account for a 90+ yard play from scrimmage. Virginia's Harrison Waylee owns the longest play from scrimmage, a 97-yard rush on Sept. 13.

## SUN CITY SENSATIONS

The 2025 UTEP football roster features 11 players from El Paso, Texas: K **Carlos Arreola** (Clint HS), OL **Juan Camacho Jr.** (Bowie HS), C **Ivan Escobar** (Montwood HS), S **Jaime Guerrero** (Eastlake HS), S **Cam Harrelson** (Montwood HS), OL **Joseph Immediato** (Eastwood HS), OL **Tyrone D. McDuffie III**, QB **Shay Smith** (Franklin HS), WR **Marcus Torres** (Pebble Hills), LB **Jayden Wilson** (Austin HS) and OL **Craig Wydra** (Andress HS).

## UTEP FATHER-SON CONNECTION

LB **Pete Shufelt**, the father of LB **Stratton Shufelt** and RB **Paul Smith**, the father of QB **Shay Smith**, also played their college ball at UTEP. Pete was a linebacker from 1989-93, ranking 10th on the program's all-time tackles list with 385 (236 solo). Paul played from 1996-1999 and ranks eighth on the school's all-time rushing list with 2,539 yards.

## NFL KIDS

LB **Micah Davey**, S **Lantz Russell**, LB **Stratton Shufelt** and QB **Shay Smith** come from pro backgrounds as their fathers all played in the NFL. QB Rohan Davey was drafted by the New England Patriots in 2002 (fourth round, 117th overall out of LSU). RB Leonard Russell played in the NFL for six seasons after being drafted by the Patriots in 1991 (first round, 14th overall out of Arizona State). He tallied 3,973 yards and 29 rushing touchdowns in 85 games. RB **Paul Smith** played in the NFL for seven seasons after being drafted in 2000 by the San Francisco 49ers (fifth round, 132nd overall). Smith rushed for 210 yards and a touchdown in 79 career games. LB **Pete Shufelt** played in five regular-season games for the New York Giants in 1994.

## UP NEXT

UTEP will close out the 2025 season and year two of the Scotty Walden era at new Conference USA member Delaware on Saturday, Nov. 29. The Miners and Fightin' Blue Hens will kick off at 11 a.m. MT/1 ET in Delaware Football Stadium in Newark. The contest will be streamed on ESPN+ and can be heard on "The Home of UTEP Football" 600 ESPN El Paso.

# NCAA TEAM RANKINGS

NCAA CATEGORY	UTEP	NMSU
Total Offense	113	121
Rushing Offense	116	134
Passing Offense	87	53
Team Passing Efficiency	124	123
Scoring Offense	108	118
Total Defense	67	93
Rushing Defense	93	78
Passing Yards Allowed	52	102
Team Passing Efficiency Defense	61	89
Scoring Defense	86	85
Turnover Margin	118	38
3rd Down Conversion Pct.	131	58
4th Down Conversion Pct.	56	114
3rd Down Conversion Pct. Defense	3	84
4th Down Conversion Pct. Defense	27	27
Red Zone Offense	94	63
Red Zone Defense	78	36
Net Punting	41	59
Punt Returns	86	107
Kickoff Returns	130	94
First Downs Offense	125	87
First Downs Defense	79	103
Fewest Penalties Per Game	54	67
Fewest Penalty Yards Per Game	77	73
Time of Possession	132	78

# TEAM LEADERS

**UTEP - OFF: 21.8 PPG/321.3 YPG | DEF: 27.0 PPG/369.9 YPG**

Rushing	Att.	Net	Avg.	TD	YPG
Skylar Locklear	81	364	4.5	7	52.0
Ashten Emory	89	359	4.0	3	35.9

Passing	C-A-I	Pct.	Yds.	TD	YPG
Malachi Nelson	104-190-9	54.7	1163	8	193.8
Skylar Locklear	79-142-5	55.6	929	7	132.7

Receiving	Rec.	Yds.	Avg.	TD	YPG
Kenny Odom	47	440	9.4	4	48.9
Wondame Davis Jr.	21	465	22.1	4	51.7

Defense	U-A-TT	TFL	SACK	FR (YDS)-FF
Micah Davey	60-59-119	8.5-22	1.0-4	1(0)-0
Jayden Wilson	29-43-72	8.0-21	0.5-4	1(34)-2

**NM STATE - OFF: 20.1 PPG/306.9 YPG | DEF: 26.9 PPG/396.4 YPG**

Rushing	Att.	Net	Avg.	TD	YPG
Kadarius Calloway	90	332	3.7	3	33.2
Dijon Stanley	56	188	3.4	1	20.9

Passing	C-A-I	Pct.	Yds.	TD	YPG
Logan Fife	204-362-12	56.4	2238	11	223.8
Adam Damante	12-19-1	63.2	147	0	49.0

Receiving	Rec.	Yds.	Avg.	TD	YPG
Donovan Faupel	52	583	11.2	5	58.3
Gavin Harris	33	473	14.3	1	47.3

Defense	U-A-TT	TFL	SACK	INT-YDS
Naeten Mitchell	53-27-80	1.0-1	0.0-0	3-86
Tory Gethers	33-42-75	4.5-22	3.0-17	0-0



# MINER NOTABLES

## 2025 UTEP FOOTBALL CAPTAINS

### BLUE BLAZE



Ivan  
**ESCOBAR**  
#53 / C

Kenny  
**ODOM**  
#6 / WR

Kam  
**THOMAS**  
#5 / MB

### ORANGE SWARM



Neil  
**CAMPBELL**  
#4 / CB

Joshua  
**RUDOLPH**  
#1 / LB

KD  
**JOHNSON**  
#7 / DT

### WEFENSE



Garrett  
**HAWKINS**  
#43 / LB

Stratton  
**SHUFELT**  
#8 / LB

#### 2025 "UTEP FOOTBALL WITH SCOTTY WALDEN" RADIO SHOW DATES/LOCATIONS

Wednesday, Aug. 27 (6-7 pm)	Border City Ale House
Wednesday, Sept. 3 (6-7pm)	Deadbeach Brewery
Wednesday, Sept. 10 (6-7 pm)	Border City Ale House
Wednesday, Sept. 17 (5-6 pm)	Deadbeach Brewery
Wednesday, Sept. 24 (6-7 pm)	Border City Ale House
Tuesday, Oct. 7 (6-7 pm)	Deadbeach Brewery
Monday, Oct. 13 (5-6 pm)	Border City Ale House
Friday, Oct. 24 (5-6 pm)	Deadbeach Brewery
Wednesday, Nov. 5 (6-7 pm)	Border City Ale House
Wednesday, Nov. 12 (6-7 pm)	Deadbeach Brewery
Tuesday, Nov. 18 (6-7 pm)	Border City Ale House
Wednesday, Nov. 26 (6-7 pm)	Deadbeach Brewery

#### LOCATIONS & ADDRESS

**Deadbeach Brewery:** 3200 Durazno Ave.  
**Border City Ale House:** 1506 N. Lee Trevino Dr.  
 Listen Live on 600 ESPN El Paso & the UTEP Miners app

## 2025 UTEP FOOTBALL TRENDS

OVERALL	2-8
VS. CONFERENCE USA	1-5
NONCONFERENCE RECORD	1-3
HOME	1-4
AWAY	1-4
DAY GAMES	0-3
NIGHT GAMES	2-5
VS. TOP 25 TEAMS	0-1
NEUTRAL	0-0
NATIONAL TV	1-4
CBSSN	0-2
ESPN+	1-4
ESPNU	0-1
SEC NETWORK	0-1

#### OFFENSE

WHEN SCORING FIRST	1-0
WHEN THE OPPONENT SCORES FIRST	1-8
WHEN LEADING AT HALFTIME	2-0
WHEN TRAILING AT HALFTIME	0-8
WHEN TIED AT HALFTIME	0-0
WHEN LEADING AFTER THIRD QUARTER	2-0
WHEN TRAILING AFTER THIRD QUARTER	0-6
WHEN TIED AFTER THIRD QUARTER	0-2
IN OVERTIME GAMES	0-0
WHEN SCORING LESS THAN 20 POINTS	0-4
WHEN SCORING 20+ POINTS	0-4
WHEN SCORING 30+ POINTS	1-0
WHEN SCORING 40+ POINTS	1-0
WHEN RUSHING FOR < 100 YARDS	0-3
WHEN RUSHING FOR 100+ YARDS	2-5
WHEN RUSHING FOR 200+ YARDS	0-1
WHEN PASSING FOR 200+ YARDS	1-1
WHEN PASSING FOR 250+ YARDS	1-0
WHEN PASSING FOR 300+ YARDS	0-1
WHEN TOTALING < 300 YDS TOTAL OFFENSE	0-6
WHEN GAINING 300+ YDS TOTAL OFFENSE	3-1
WHEN HAVING NO TURNOVERS	0-2
WHEN HAVING LESS THAN 3 TURNOVERS	2-5
WHEN HAVING 3 OR MORE TURNOVERS	0-1
WHEN HAVING MORE THAN 30:00 TOP	0-1
WHEN HAVING LESS THAN 30:00 TOP	2-7

#### DEFENSE

WHEN ALLOWING LESS THAN 20 POINTS	2-1
WHEN ALLOWING 20+ POINTS	0-2
WHEN ALLOWING 30+ POINTS	0-5
WHEN ALLOWING < 100 YDS RUSHING	1-1
WHEN ALLOWING 100+ YDS RUSHING	1-4
WHEN ALLOWING 200+ YDS RUSHING	0-3
WHEN ALLOWING < 200 YARDS PASSING	0-4
WHEN ALLOWING 200+ YARDS PASSING	1-3
WHEN ALLOWING 250+ YARDS PASSING	1-0
WHEN ALLOWING 300+ YARDS PASSING	0-1
WHEN ALLOWING < 300 YDS TOTAL OFFENSE	0-1
WHEN ALLOWING 300+ YDS TOTAL OFFENSE	2-7
WHEN HAVING NO TAKEAWAYS	0-4
WHEN HAVING 3 OR LESS TAKEAWAYS	2-3
WHEN HAVING 4 OR MORE TAKEAWAYS	0-1



# UTEP HEAD COACH



# SCOTTY WALDEN

SUL ROSS STATE '12

SECOND SEASON AT UTEP  
EIGHTH SEASON AS A HEAD COACH

Scotty Walden, native Texan and one of the most dynamic young head coaches in the country, was named UTEP Football's 27th head coach on Dec. 4, 2023.

The Miners won two of the last three games to conclude Walden's first season at the helm in 2024. Walden chalked up his first victory with the Orange and Blue on Oct. 16 when the Miners defeated FIU, 30-21, in the Sun Bowl. UTEP also defeated Kennesaw State, 43-35, in double overtime, while the Miners concluded the 2024 season with a come-from-behind victory at NM State, 42-35, in the 101st Battle of I-10 on Nov. 30.

In its three victories, UTEP's "Blue Blaze" offense averaged 38+ points per game and over 374 yards of total offense. Offensively, multiple players, who transferred from Austin Peay (Walden's previous school), were team leaders in specific statistical categories. Jevon Jackson gained a team-high 754 yards on the ground with six total touchdowns (four rush, two rec.). Jackson ranked sixth in CUSA in rushing yards. Kam Thomas, who was a 2024 All-CUSA first team special teams player, was the team leader in punt returns on wefense. He ranked second in CUSA with 200 yards on 10 returns (20.0 avg.), including a long return of 93 yards for a TD at NM State. Thomas was one of two players in CUSA to return a punt for a score. Thomas also grabbed 47 receptions - tied for the team lead with Trey Goodman. Goodman tallied 469 yards receiving. Goodman set career highs in receptions (12) and receiving yards (150) during the Miners' win against Kennesaw State. Goodman caught all 12 balls that were thrown his way. Kenny Odom, a 2024 All-CUSA second team selection, led the way with 741 yards receiving and eight touchdowns. Odom ranked second in CUSA in receiving scores (eight) and sixth in yards per reception (16.1 avg.). Odom's eight touchdown receptions were the most

by a Miner since 2016. Odom recorded a season-best 128 yards on seven receptions with a pair of touchdowns at Colorado State. Odom racked up a career-best three touchdown receptions against Kennesaw State. He tallied 108 yards on eight catches against the Owls.

Skylar Locklear also followed Walden from APU. Locklear threw for 1,583 yards on 148-of-233 passing and 10 touchdowns in 10 games. He completed 63.5 percent of his passes, ranking fourth on the program's top 10 single-season list. Locklear added 237 yards rushing and two touchdowns, while also tallying 32 yards on three catches and a score. Locklear pulled a trifecta when he became the first FBS player since 2015 to throw a touchdown, rush for a touchdown and record a receiving touchdown in a single game. The feat was achieved against SUU when Locklear threw a five-year touchdown pass early in the first quarter and followed with a five-yard rushing score at the end of the first. Locklear then hauled in a four-year touchdown pass from Jaden Smith that tied the ball game at 24 apiece with no time left on the clock. Locklear ended the game, throwing for 295 yards on 22-of-29 passing (75.9 percent). Locklear put up career numbers during UTEP's win over KSU, throwing for a career-high 327 yards on a career-best 28 completions (33 attempts) with a career-most four touchdown passes. It was the most touchdown passes by a UTEP quarterback since 2014, while Locklear's 84.8 completion percentage was the third-best in program history.

On defense, the "Orange Swarm" racked up CUSA-highs in sacks (36) and tackles for loss (87). The Miners ranked tied for 20th in FBS in total sacks and tied for 11th in sacks per game (3.0). UTEP's 7.3 TFLs per game ranked first in CUSA and 13th in FBS. The defense scored three touchdowns, ranking tied for 12th in FBS and first in CUSA. Kory Chapman returned a fumble for the score

against Sam Houston, while Bryon Thompson scored a pair of touchdowns on fumble recoveries at NM State. Another defensive highlight in 2024 was the defense intercepting four passes in the victory over FIU. It was the most since picking off four passes at Tulane in 2011, and the most INTs by the defense in the Sun Bowl since 2008 (vs. SMU). The Miners' 11 interceptions were the most since the 2014 season. Maurice Westmoreland, an All-CUSA first team player, led the team and CUSA with 8.0 sacks. Kyran Duhon, who was named All-CUSA second team and the All-Freshman team, ranked second on the team and CUSA with 7.0 sacks. Duhon's sack total was the most by a UTEP freshman since 1990. KD Johnson picked up 3.5 sacks (third most on the team) from the interior defensive line. Linebacker Dorian Hopkins paced the defense with 87 tackles. Chapman, Hopkins, Amier Boyd-Matthews and Lantz Russell each intercepted two passes.

In the classroom, the UTEP football program set a school record with its 3.2 GPA following Walden's first year at the helm. Locklear and Johnson were named to the 2024 CUSA All-Academic Team on Nov. 22.

## WALDEN COACHING RECORD

SEASON	SCHOOL	OVERALL		CONFERENCE	
		W-L		W-L	
2016	East Texas Baptist	7-3		3-3	(4th)
2020	Southern Miss	1-3			1-1
2020-21	Austin Peay	4-2		4-2	(3rd)
2021	Austin Peay	6-5		4-2	(t-2nd)
2022	Austin Peay	7-4		3-2	(t-1st)
2023	Austin Peay	9-3		6-0	(1st)
2024	UTEP	3-9		3-5	(6th)
2025	UTEP	2-8			1-5
<b>TOTALS</b>		<b>39-37</b>		<b>25-20</b>	



# UTEP HEAD COACH

Johnson, a senior defensive tackle, posted a 3.60 GPA in nursing, while Locklear worked towards a 3.83 GPA in business. Overall, 60 football players were named to the 2024-25 CUSA Commissioner's Academic Honor Roll (3.0 GPA or higher), while 16 of them were also named 2024-25 CUSA Commissioner's Academic Medalists (3.75 GPA or higher).

Walden joined the Miners after four seasons as the head coach at Austin Peay State University in Clarksville, Tenn. In 2023, he led the Governors to a 9-3 record, a perfect 6-0 mark in the United Athletic Conference, and a no. 13 FCS national ranking. It marked the first undefeated conference season in school history. He was named a finalist for the Eddie Robinson Award, presented by FedEx Ground and Stats Perform to the FCS National Coach of the Year. Austin Peay has won four conference titles since 1977 – with two coming under Walden's watch. He is the only coach to lead Austin Peay to two conference championships.

The Cleburne, Texas, native led the Governors to a 26-14 mark with four winning seasons (4-2 in COVID-shortened 2020-21 campaign, 6-5 in 2021, 7-4 in 2022, 9-3 in 2023). The Governors hadn't enjoyed back-to-back winning campaigns since 1983-84 prior to Walden's arrival. His career head coaching record is 34-20, including 7-3 in one season heading up the program at East Texas Baptist University in 2016. Walden was also interim head coach at Southern Miss for four games in 2020.

The 2023 Austin Peay squad ranked fourth nationally in passing efficiency (162.17), ninth in scoring offense (34.1 ppg), 11th in passing completion percentage (.667), 13th in passing offense (274.1 ypg) and 15th in total offense (426.8 ypg). The

Governors set school records for scoring offense, total offense and passing offense. Austin Peay also rated seventh in the country in third down conversion defense with a stingy .303 percentage, and the Governors' three defensive touchdowns ranked 12th nationally. Austin Peay's special teams unit was equally stellar, leading the country in punt returns with a 21.3-yard average.

Austin Peay rattled off a school-record nine consecutive wins after opening the season 0-2, including a 30-13 setback at then-ninth ranked Tennessee on Sept. 9. Playing before over 100,000 hostile fans, the Governors were tied with the Vols, 6-6, shortly before halftime and trailed by 10 points (23-13) midway through the fourth quarter.

In 2022, Walden led the Governors to the third conference title in program history. Austin Peay was the top defense in the ASUN Conference, ranking fourth in the FCS in third down conversion percentage defense (.308), 12th in total defense (317.2 ypg), 19th in passing defense (188.7 ypg) and 20th in rushing defense (128.5 ypg). Offensively, Austin Peay averaged 202.3 rushing yards and 243.3 passing yards per game, marking the first time in program history that the Governors averaged 200-plus rushing and passing yards per game in the same season.

In 2021, the Governors tied a school record with seven First Team All-OVC selections and 14 total All-OVC picks.

While at Austin Peay, Walden has coached four consensus All-America honorees – Kordell Jackson (2020), DeAngelo Wilson (2020), Johnathon Edwards (2021) and Koby Perry (2021). Bucky Williams was an American Football Coaches Association Second Team All-American and a HERO Sports Sophomore All-American in 2020. Draylen Ellis and Terrell Allen received Sophomore All-America honors in 2021. Drae McCray was also tabbed a HERO Sports All-America in 2021.

Walden has also coached 28 All-Conference players and four league All-Newcomer selections during his time at Austin Peay.

His teams have also excelled academically. In five of six semesters since Walden's arrival, the Governors posted a 3.0 cumulative team grade point average, including a program record 3.28 GPA during the spring 2022 semester. The Governors also claimed the 2020-21 and 2021-22 OVC Team Academic Achievement Awards.

After joining the Southern Miss staff as wide receivers coach in 2017, he was promoted to co-offensive coordinator for the 2019 season. In 2019, the American Football Coaches Association tabbed Walden as a Top 35 coach under 35 years of age. He

coached first team All-Conference USA selection wideout Quez Watkins, who led the league with 64 catches and 1,178 receiving yards (17th in the FBS). Watkins' 107.1 receiving yards per game also ranked sixth in the FBS. He was selected in the sixth round of the 2020 NFL Draft by Philadelphia, and has appeared in 45 games for the Eagles with 23 starts since then.

Walden took over for Jay Hopson as interim head coach at Southern Miss in September of 2020, and was hired by Austin Peay as head coach shortly thereafter.

Walden was the youngest head coach in the NCAA (26 years old) at the time of his hiring at East Texas Baptist. He directed the Tigers to a national ranking in a school-record nine consecutive weeks, climbing as high as no. 15. East Texas Baptist also generated the no. 1 scoring offense (49.9 points per game) for all levels of the NCAA and the no. 2 total offense in Division III (school-record 564.3 yards per game).

Walden was offensive coordinator at East Texas Baptist for three years (2013-15) prior to being elevated to head coach. In his time as an assistant, ETBU football players broke a combined 26 individual and team records. One of his protégés was wide receiver Jamaine Sherman, a first team All-Conference honoree who became the first player in school history to sign an NFL contract with the St. Louis Rams in 2014.

He got his start in coaching at his alma mater, Sul Ross State, serving as offensive coordinator and quarterbacks coach for the 2012 season. His team broke 16 offensive school records in 2012, including most yards in a game (800) and points in a game (75). The Lobos ranked no. 1 in Division III in total offense (581.9 ypg), no. 2 in first downs (271), no. 3 in scoring offense (48.8 ppg), no. 9 in passing efficiency (164.30), no. 11 in passing offense (333 ypg) and no. 19 in rushing offense (248.9 ypg). Walden coached six All-Conference players, two D3football.com All-Americans and one Beyond Sports Network All-American.

He began his college playing days at Dordt College in Sioux Center, Iowa (2008), where he was named the starting quarterback as a freshman. His career continued at Hardin-Simmons University (2009-10), where he doubled as a quarterback and defensive back, before concluding at Sul Ross State as a quarterback and team captain in 2011.

He earned his Bachelor of History, graduating Magna Cum Laude, from Sul Ross State in 2012. He added a Master of Education, graduating Summa Cum Laude, from Sul Ross State in 2014.

Walden and his wife, Callie have two sons, Luca and Maverick.

## WALDEN FILE

### Personal

**Hometown:** Cleburne, Texas

### Education

**College:** Sul Ross State

### Playing Experience

**2008:** Dordt College

**2009-10:** Hardin Simmons

**2011:** Sul Ross State

### Coaching Experience

**2024-Present:** UTEP Head Coach

**2021-23:** Austin Peay Head Coach

**2020:** Southern Miss Interim Head Coach

**2019-20:** Southern Miss Co-Offensive Coord.

**2017-18:** Southern Miss Wide Receivers

**2016:** East Baptist Texas Head Coach

**2013-15:** East Baptist Texas Offensive Coord.

**2012:** Sul Ross State Offensive Coord./QBs



# 2025 STATISTICS

	UTEP	OPP
<b>Scoring</b>	<b>218</b>	<b>270</b>
Points per game	21.8	27.0
Points Off Turnovers	10	50
<b>First Downs</b>	<b>164</b>	<b>204</b>
Rushing	62	84
Passing	81	95
Penalty	21	25
<b>Rushing Yardage</b>	<b>1113</b>	<b>1624</b>
Yards gained rushing	1326	1919
Yards lost rushing	213	295
Rushing attempts	308	420
Average per rush	3.6	3.9
Average per game	111.3	162.4
TDs Rushing	12	13
<b>Passing Yardage</b>	<b>2100</b>	<b>2075</b>
Comp-Att-Int	185-340-14	181-301-4
Average per pass	6.2	6.9
Average per catch	11.4	11.5
Average per game	210.0	207.5
TDs Passing	15	13
<b>Total offense</b>	<b>3213</b>	<b>3699</b>
Total plays	648	721
Average per play	5.0	5.1
Average per game	321.3	369.9
<b>Kick returns: #-Yards</b>	<b>23-304</b>	<b>24-431</b>
<b>Punt returns: #-Yards</b>	<b>21-153</b>	<b>24-196</b>
<b>Int returns: #-Yards</b>	<b>4-5</b>	<b>14-271</b>
<b>Kick return average</b>	<b>13.2</b>	<b>18.0</b>
<b>Punt return average</b>	<b>7.3</b>	<b>8.2</b>
<b>Int return average</b>	<b>1.3</b>	<b>19.4</b>
<b>Fumbles-Lost</b>	<b>7-3</b>	<b>10-5</b>
<b>Penalties-Yards</b>	<b>59-565</b>	<b>77-640</b>
Average per game	56.5	64.0
<b>Punts-Yards</b>	<b>52-2414</b>	<b>50-2173</b>
Average per punt	46.4	43.5
Net punt average	41.5	39.3
<b>Kickoffs-Yards</b>	<b>45-2752</b>	<b>58-3484</b>
Average per kick	61.2	60.1
Net kick average	39.9	41.2
<b>Time of possession / game</b>	<b>25:45</b>	<b>34:15</b>
<b>3rd-down conversion</b>	<b>42/143</b>	<b>39/144</b>
3rd-down pct	29%	27%
<b>4th-down conversion</b>	<b>18/31</b>	<b>12/28</b>
4th-down pct	58%	43%
<b>Sacks by-Yards</b>	<b>25-176</b>	<b>20-135</b>
<b>Misc Yards</b>	<b>0</b>	<b>0</b>
<b>Touchdowns scored</b>	<b>28</b>	<b>31</b>
<b>Field goals - attempts</b>	<b>7-12</b>	<b>17-19</b>
<b>On-Side kicks</b>	<b>0-1</b>	<b>0-0</b>
<b>Red-zone scores</b>	<b>(20-25) 80%</b>	<b>(34-40) 85%</b>
<b>Red-zone touchdowns</b>	<b>(16-25) 64%</b>	<b>(21-40) 53%</b>
<b>PAT-attempts</b>	<b>(21-22) 95%</b>	<b>(29-29) 100%</b>
<b>2-point conversion-attempts</b>	<b>(4-6) 67%</b>	<b>(1-2) 50%</b>
<b>Attendance</b>	<b>78229</b>	<b>147468</b>
Games / Avg per game	5/15646	5/29494
Neutral site games	-	0/0

**Score by Periods**

Team	1st	2nd	3rd	4th	OT	TOT
UTEP	35	57	58	68	0	218
Opponents	86	69	47	68	0	270



# 2025 STATISTICS

## Rushing

Player	gp	att	gain	loss	net	avg	td	lg	avg/g
Skylar Locklear	7	81	448	84	364	4.5	7	63	52.0
Ashten Emory	10	89	370	11	359	4.0	3	34	35.9
Hahsaun Wilson	9	42	226	15	211	5.0	1	94	23.4
Kenny Odom	9	12	69	8	61	5.1	0	13	6.8
Marquez Taylor	8	17	50	7	43	2.5	0	10	5.4
Kam Thomas	1	16	48	12	36	2.3	0	17	36.0
Elijah McCoy	4	9	28	1	27	3.0	0	11	6.8
Shay Smith	9	10	23	0	23	2.3	1	8	2.6
Eric Willis III	10	2	10	0	10	5.0	0	6	1.0
Josh Bell	1	1	4	0	4	4.0	0	4	4.0
Garrett Hawkins	3	1	2	0	2	2.0	0	2	0.7
Trevon Tate	9	2	0	4	-4	-2.0	0	0	-0.4
Malachi Nelson	6	23	48	61	-13	-0.6	0	10	-2.2
Team	10	3	0	10	-10	-3.3	0	0	-1.0
<b>Total</b>	<b>10</b>	<b>308</b>	<b>1326</b>	<b>213</b>	<b>1113</b>	<b>3.6</b>	<b>12</b>	<b>94</b>	<b>111.3</b>
<b>Opponents</b>	<b>10</b>	<b>420</b>	<b>1919</b>	<b>295</b>	<b>1624</b>	<b>3.9</b>	<b>13</b>	<b>72</b>	<b>162.4</b>

## Punt Returns

Player	no.	yds	avg	td	lg
Eric Willis III	14	88	6.3	0	23
Nik Henry	1	41	41.0	0	41
Kam Thomas	5	24	4.8	0	14
Yessman Green	1	0	0.0	0	0
Ekow Taylor	0	0	0.0	1	0
<b>Total</b>	<b>21</b>	<b>153</b>	<b>7.3</b>	<b>1</b>	<b>41</b>
<b>Opponents</b>	<b>24</b>	<b>196</b>	<b>8.2</b>	<b>1</b>	<b>57</b>

## Interceptions

Player	no.	yds	avg	td	lg
Solo Barnes	1	0	0.0	0	0
Xavier Smith	1	5	5.0	0	5
Jayden Wilson	1	0	0.0	0	0
Justin Content	1	0	0.0	0	0
<b>Total</b>	<b>4</b>	<b>5</b>	<b>1.3</b>	<b>0</b>	<b>5</b>
<b>Opponents</b>	<b>14</b>	<b>271</b>	<b>19.4</b>	<b>3</b>	<b>93</b>

## Passing

Player	gp	effic	comp-att-int	pct	yds	td	lg	avg/g
Malachi Nelson	6	110.6	104-190-9	54.7	1163	8	74	193.8
Skylar Locklear	7	119.8	79-142-5	55.6	929	7	75	132.7
Shay Smith	9	44.5	2-6-0	33.3	8	0	5	0.9
Wondame Davis Jr.	9	0.0	0-1-0	0.0	0	0	0	0.0
Team	10	0.0	0-1-0	0.0	0	0	0	0.0
<b>Total</b>	<b>10</b>	<b>112.6</b>	<b>185-340-14</b>	<b>54.4</b>	<b>2100</b>	<b>15</b>	<b>75</b>	<b>210.0</b>
<b>Opponents</b>	<b>10</b>	<b>129.6</b>	<b>181-301-4</b>	<b>60.1</b>	<b>2075</b>	<b>13</b>	<b>77</b>	<b>207.5</b>

## Kick Returns

Player	no.	yds	avg	td	lg
Nik Henry	6	53	8.8	0	17
Marquez Taylor	5	65	13.0	0	20
Wondame Davis Jr.	5	61	12.2	0	20
Jet Thompson	4	64	16.0	0	25
Eric Willis III	2	45	22.5	0	23
Kenny Odom	1	16	16.0	0	16
<b>Total</b>	<b>23</b>	<b>304</b>	<b>13.2</b>	<b>0</b>	<b>25</b>
<b>Opponents</b>	<b>24</b>	<b>431</b>	<b>18.0</b>	<b>0</b>	<b>27</b>

## Receiving

Player	gp	no.	yds	avg	td	lg	avg/g
Kenny Odom	9	47	440	9.4	4	74	48.9
Eric Willis III	10	23	267	11.6	1	43	26.7
Trevon Tate	9	22	235	10.7	1	73	26.1
Wondame Davis Jr.	9	21	465	22.1	4	75	51.7
Josh Schuchts	6	15	136	9.1	2	41	22.7
Ashten Emory	10	13	84	6.5	2	21	8.4
Toric Goins Jr.	8	12	194	16.2	1	49	24.3
Hahsaun Wilson	9	6	39	6.5	0	24	4.3
Jaylan Brown	7	6	54	9.0	0	20	7.7
Kam Thomas	1	4	26	6.5	0	13	26.0
Judah Ezinwa	5	4	76	19.0	0	33	15.2
Marcus Torres	9	4	22	5.5	0	8	2.4
Marquez Taylor	8	3	13	4.3	0	7	1.6
Ashton Nickelberry	3	2	13	6.5	0	11	4.3
Rafeald Campbell	2	2	27	13.5	0	21	13.5
Jordan Andrus	1	1	9	9.0	0	9	9.0
<b>Total</b>	<b>10</b>	<b>185</b>	<b>2100</b>	<b>11.4</b>	<b>15</b>	<b>75</b>	<b>210.0</b>
<b>Opponents</b>	<b>10</b>	<b>181</b>	<b>2075</b>	<b>11.5</b>	<b>13</b>	<b>77</b>	<b>207.5</b>

## Fumbles Recovered

Player	no.	yds	avg	td	lg
Ekow Taylor	1	63	63.0	0	63
Jayden Wilson	1	34	34.0	0	34
Joshua Rudolph	1	0	0.0	0	0
Micah Davey	1	0	0.0	0	0
Solo Barnes	1	0	0.0	0	0
<b>Total</b>	<b>5</b>	<b>97</b>	<b>19.4</b>	<b>0</b>	<b>63</b>
<b>Opponents</b>	<b>3</b>	<b>0</b>	<b>0.0</b>	<b>1</b>	<b>0</b>



# 2025 STATISTICS

## Scoring

Player	td	fg	PAT				d xp	saf	pts
			kick	rush	rcv	pass			
Skyler Locklear	7	-	-	-	-	1	-	-	42
Carlos Arreola	-	3-6	21-22	-	-	-	-	-	30
Ashten Emory	5	-	-	-	-	-	-	-	30
Kenny Odom	4	-	-	-	-	-	-	-	24
Wondame Davis Jr.	4	-	-	-	-	-	-	-	24
Josh Schuchts	2	-	-	-	2	-	-	-	16
Tanner Cragun	-	4-6	-	-	-	-	-	-	12
Hahsaun Wilson	1	-	-	-	1	-	-	-	8
Trevon Tate	1	-	-	-	-	-	-	-	6
Eric Willis III	1	-	-	-	-	-	-	-	6
Shay Smith	1	-	-	-	-	1	-	-	6
Ekow Taylor	1	-	-	-	-	-	-	-	6
Toric Goins Jr.	1	-	-	-	-	-	-	-	6
Cade McConnell	-	-	-	1	-	-	-	-	2
<b>Total</b>	<b>28</b>	<b>7-12</b>	<b>21-22</b>	<b>1</b>	<b>3</b>	<b>3</b>	<b>0</b>	<b>0</b>	<b>218</b>
<b>Opponents</b>	<b>31</b>	<b>17-19</b>	<b>29-29</b>	<b>1</b>	<b>0</b>	<b>0</b>	<b>0</b>	<b>1</b>	<b>270</b>

## Field Goals

Player	fg	pct.	01-19	20-29	30-39	40-49	50-99	lg	blk
Tanner Cragun	4-6	66.7	0-0	2-2	2-2	0-2	0-0	38	1
Carlos Arreola	3-6	50.0	0-0	1-1	1-1	1-3	0-1	42	2
<b>Opponents</b>	<b>17-19</b>	<b>89.5</b>	<b>0-0</b>	<b>6-7</b>	<b>6-6</b>	<b>4-5</b>	<b>1-1</b>	<b>50</b>	<b>1</b>

## FG Sequence

Team Name	UTEP	Opponents
Utah St.	(42)	(49),(28)
UT Martin	52	(21)
Texas	(39)	(31),(30)
ULM	40,(27)	(44)
Louisiana Tech	47,(38)	(37)
Liberty		(27),(29),(50),(41),43
Sam Houston	45	(26),23
Kennesaw St.	(38),(26)	(30)
Jacksonville St.		(30),(36),(45)
Missouri St.	47,(26)	(29)

Numbers in (parentheses) indicate field goal was made

## Total Offense

Player	g	plays	rush	pass	total	avg/g
Skyler Locklear	7	223	364	929	1293	184.7
Malachi Nelson	6	213	-13	1163	1150	191.7
Ashten Emory	10	89	359	0	359	35.9
Hahsaun Wilson	9	42	211	0	211	23.4
Kenny Odom	9	12	61	0	61	6.8
Marquez Taylor	8	17	43	0	43	5.4
Kam Thomas	1	16	36	0	36	36.0
Shay Smith	9	16	23	8	31	3.4
Elijah McCoy	4	9	27	0	27	6.8
Eric Willis III	10	2	10	0	10	1.0
Josh Bell	1	1	4	0	4	4.0
Garrett Hawkins	3	1	2	0	2	0.7
Trevon Tate	9	2	-4	0	-4	-0.4
Team	10	0	-10	0	-10	-1.0
<b>Total</b>	<b>10</b>	<b>648</b>	<b>1113</b>	<b>2100</b>	<b>3213</b>	<b>321.3</b>
<b>Opponents</b>	<b>10</b>	<b>721</b>	<b>1624</b>	<b>2075</b>	<b>3699</b>	<b>369.9</b>

## Punting

Player	no.	yds	avg	lg	tb	fc	i20	50+	blk
Noah Botsford	50	2321	46.4	70	3	2	14	15	0
Malachi Nelson	2	93	46.5	47	2	0	0	0	0
<b>Total</b>	<b>52</b>	<b>2414</b>	<b>46.4</b>	<b>70</b>	<b>5</b>	<b>2</b>	<b>14</b>	<b>15</b>	<b>0</b>
<b>Opponents</b>	<b>50</b>	<b>2173</b>	<b>43.5</b>	<b>68</b>	<b>4</b>	<b>13</b>	<b>12</b>	<b>14</b>	<b>1</b>

## Kickoffs

Player	no.	yds	avg	tb	ob	retn	net	ydIn
Jackson Cleaver	24	1485	61.9	9	1			
Noah Botsford	11	621	56.5	1	1			
Tanner Cragun	10	646	64.6	6	0			
<b>Total</b>	<b>45</b>	<b>2752</b>	<b>61.2</b>	<b>16</b>	<b>2</b>	<b>24</b>	<b>39.9</b>	<b>25</b>
<b>Opponents</b>	<b>58</b>	<b>3484</b>	<b>60.1</b>	<b>25</b>	<b>1</b>	<b>22</b>	<b>41.2</b>	<b>23</b>



# 2025 ALL-PURPOSE

## All Purpose

Player	g	rush	rcv	pr	kr	ir	total	avg/g
Wondame Davis Jr.	9	0	465	0	61	0	526	58.4
Kenny Odom	9	61	440	0	16	0	517	57.4
Ashten Emory	10	359	84	0	0	0	443	44.3
Eric Willis III	10	10	267	88	45	0	410	41.0
Skyler Locklear	7	364	0	0	0	0	364	52.0
Hahsaun Wilson	9	211	39	0	0	0	250	27.8
Trevon Tate	9	-4	235	0	0	0	231	25.7
Toric Goins Jr.	8	0	194	0	0	0	194	24.3
Josh Schuchts	6	0	136	0	0	0	136	22.7
Marquez Taylor	8	43	13	0	65	0	121	15.1
Nik Henry	6	0	0	41	53	0	94	15.7
Kam Thomas	1	36	26	24	0	0	86	86.0
Judah Ezinwa	5	0	76	0	0	0	76	15.2
Jet Thompson	4	0	0	0	64	0	64	16.0
Jaylan Brown	7	0	54	0	0	0	54	7.7
Rafeald Campbell	2	0	27	0	0	0	27	13.5
Elijah McCoy	4	27	0	0	0	0	27	6.8
Shay Smith	9	23	0	0	0	0	23	2.6
Marcus Torres	9	0	22	0	0	0	22	2.4
Ashton Nickelberry	3	0	13	0	0	0	13	4.3
Jordan Andrus	1	0	9	0	0	0	9	9.0
Xavier Smith	10	0	0	0	0	5	5	0.5
Josh Bell	1	4	0	0	0	0	4	4.0
Garrett Hawkins	3	2	0	0	0	0	2	0.7
Malachi Nelson	6	-13	0	0	0	0	-13	-2.2
Team	10	-10	0	0	0	0	-10	-1.0
<b>Total</b>	<b>10</b>	<b>1113</b>	<b>2100</b>	<b>153</b>	<b>304</b>	<b>5</b>	<b>3675</b>	<b>367.5</b>
<b>Opponents</b>	<b>10</b>	<b>1624</b>	<b>2075</b>	<b>196</b>	<b>431</b>	<b>271</b>	<b>4597</b>	<b>459.7</b>



# 2025 DEFENSE

##	Player	gp	Tackles				tfl/yds	Sacks	Pass defense			Fumbles		blkd	
			ua	a	tot	no-yds		int-yds	brup	qbh	fr-yds	ff	kick	saf	
48	Micah Davey	10	60	59	119	8.5-22	1-4	.	.	3	1-0	.	.	.	
10	Jayden Wilson	10	29	43	72	8-21	0.5-4	1-0	.	4	1-34	2	.	.	
2	Xavier Smith	10	20	40	60	1.5-2	.	1-5	4	1	.	.	.	.	
5	Solo Barnes	10	31	26	57	2.5-9	1-8	1-0	3	.	1-0	1	.	.	
4	Neil Campbell	9	26	30	56	6-31	2-22	.	3	1	.	1	.	.	
18	Justin Content	10	24	23	47	5.5-17	.	1-0	4	1	.	.	.	.	
7	KD Johnson	10	16	31	47	9.5-31	2.5-16	.	2	5	.	.	.	.	
0	Udoka Ezeani	10	20	17	37	10-64	5-51	.	1	4	.	2	.	.	
15	Kode Lowe	10	12	15	27	3-9	.	.	.	1	.	1	.	.	
12	Donte Thompson	9	14	12	26	1-1	.	.	2	1	.	.	.	.	
22	Lantz Russell	10	12	12	24	1-7	1-7	.	3	.	.	.	.	.	
90	Ashton Coker	10	9	13	22	3.5-7	.	.	.	1	.	.	.	.	
32	Elijah Baldwin	10	10	12	22	4.5-22	2.5-19	.	2	1	.	.	1	.	
19	Ashaad Hall	9	6	15	21	3-5	2-5	.	1	7	.	.	.	.	
1	Joshua Rudolph	3	5	13	18	1-3	0.5-2	.	.	.	1-0	.	.	.	
3	Shakaun Bowser	9	8	8	16	3-12	2-12	.	.	.	.	.	.	.	
9	Marcell Blocker	8	14	2	16	.	.	.	3	.	.	.	.	.	
99	Cole Gustafson	10	3	11	14	2.5-9	1.5-7	.	2	2	.	.	.	.	
6	Ekow Taylor	9	9	3	12	2-10	2-10	.	.	1	1-63	1	.	.	
8	Stratton Shufelt	9	3	8	11	.	.	.	1	.	.	.	.	.	
43	Garrett Hawkins	3	4	6	10	0.5-1	.	.	.	1	.	.	.	.	
92	Tyler Scott	10	2	7	9	0.5-0	.	.	.	.	.	.	.	.	
41	Vashon Brunswick II	5	6	.	6	1-6	1-6	.	.	.	.	.	.	.	
47	Alex Szczesniak	10	6	.	6	.	.	.	.	.	.	.	.	.	
16	Yessman Green	7	3	2	5	0.5-3	0.5-3	.	.	.	.	.	1	.	
29	Dylan Brown-Turner	4	2	2	4	.	.	.	.	.	.	.	.	.	
39	Josh Hancock	10	3	1	4	.	.	.	.	.	.	.	.	.	
13	TJ Tillman	9	2	1	3	.	.	.	.	.	.	.	.	.	
23	Wondame Davis Jr.	9	1	1	2	.	.	.	.	.	.	.	.	.	
82	Judah Ezinwa	5	2	.	2	.	.	.	.	.	.	.	.	.	
30	Allen Gant	2	2	.	2	.	.	.	.	.	.	.	.	.	
13	Nik Henry	6	2	.	2	.	.	.	.	.	.	.	.	.	
24	Jaime Guerrero	9	1	.	1	.	.	.	.	.	.	.	.	.	
1	Ashten Emory	10	.	1	1	.	.	.	.	.	.	.	.	.	
6	Kenny Odom	9	1	.	1	.	.	.	.	.	.	.	.	.	
53	Ivan Escobar	10	1	.	1	.	.	.	.	.	.	.	.	.	
14	Hahsaun Wilson	9	1	.	1	.	.	.	.	.	.	.	.	.	
17	Darnell Williams	5	1	.	1	.	.	.	.	.	.	.	.	.	
31	David Wilson	1	.	1	1	.	.	.	.	.	.	.	.	.	
21	Tyler Jones	7	.	1	1	.	.	.	.	.	.	.	.	.	
88	Toric Goins Jr.	8	1	.	1	.	.	.	.	.	.	.	.	.	
##	Player	gp	Tackles				Sacks	Pass defense			Fumbles		blkd		
##	Player	gp	ua	a	tot	tfl/yds	no-yds	int-yds	brup	qbh	fr-yds	ff	kick	saf	
	<b>Totals</b>	<b>10</b>	<b>372</b>	<b>416</b>	<b>788</b>	<b>78-292</b>	<b>25-176</b>	<b>4-5</b>	<b>31</b>	<b>34</b>	<b>5-97</b>	<b>8</b>	<b>2</b>	<b>0</b>	
	Opponents	10	330	306	636	57-211	20-135	14-271	37	43	3-0	4	4	1	



# 2025 START CHART

## OFFENSE

OPPONENT	LT	LG	C	RG	RT	WR	WR	MB/RB/TE/WR	WR/TE	RB/MB	QB
at Utah State	Robinson	Williams	Escobar	Immediato	Utley	Thompson	Odom	Willis III	Ezinwa	Thomas	Nelson
UT Martin	Robinson	Williams	Escobar	Immediato	Utley	Goins Jr.	Odom	Willis III	Ezinwa	Emory	Nelson
at #7 Texas	Robinson	Williams	Escobar	Immediato	Utley	Goins Jr.	Odom	Willis III	Ezinwa	Emory	Nelson
ULM	Robinson	Williams	Escobar	Immediato	Utley	Goins Jr.	Tate	Willis III	Ezinwa	Wilson	Nelson
LA Tech*	Robinson	Williams	Escobar	Immediato	Roberts	Davis Jr.	Odom	Willis III	Schuchts	Wilson	Nelson
Liberty*	Robinson	Williams	Escobar	Immediato	Camacho Jr.	Davis Jr.	Odom	Brown	Ezinwa	Wilson	Locklear
at Sam Houston*	Robinson	Williams	Escobar	Toney	Immediato	Davis Jr.	Odom	Tate	Schuchts	Emory	Locklear
at Kennesaw State*	Robinson	Williams	Escobar	Immediato	Utley	Davis Jr.	Odom	Willis III	Schuchts	Emory	Locklear
Jax State*	Robinson	Williams	Escobar	Toney	Immediato	Davis Jr.	Odom	Wilson	Schuchts	Emory	Locklear
at Missouri State*	Robinson	Williams	Escobar	McDuffie III	Immediato	Brown	Odom	Willis III	Schuchts	Emory	Locklear
NM State*	-	-	-	-	-	-	-	-	-	-	-
at Delaware*	-	-	-	-	-	-	-	-	-	-	-

## DEFENSE

OPPONENT	DE/DL	NT	DT	Bandit/DE	LB (M)	LB (S)	SPUR/S	CB	S	S	CB
at Utah State	Hall	Scott	Johnson	Ezeani	Davey	Rudolph	Russell	Blocker	Barnes	Smith	Campbell
UT Martin	Hall	Coker	Johnson	Ezeani	Davey	Rudolph	Thompson	Content	Barnes	Smith	Campbell
at #7 Texas	Hall	Coker	Johnson	Ezeani	Davey	Rudolph	Thompson	Content	Barnes	Smith	Campbell
ULM	Hall	Coker	Johnson	Ezeani	Davey	Wilson	Thompson	Content	Barnes	Smith	Campbell
LA Tech*	Gustafson	Coker	Johnson	Ezeani	Davey	Wilson	Thompson	Content	Barnes	Smith	Campbell
Liberty*	Gustafson	Coker	Johnson	Ezeani	Davey	Wilson	Lowe	Content	Barnes	Smith	Campbell
at Sam Houston*	Hall	Coker	Johnson	Ezeani	Davey	Wilson	Lowe	Content	Barnes	Smith	Campbell
at Kennesaw State*	Hall	Coker	Johnson	Ezeani	Davey	Wilson	Lowe	Content	Barnes	Smith	Campbell
Jax State*	Bowser	Coker	Johnson	Ezeani	Davey	Wilson	Thompson	Content	Barnes	Smith	Campbell
at Missouri State*	Bowser	Scott	Johnson	Ezeani	Davey	Wilson	Thompson	Content	Barnes	Smith	Tillman
NM State*	-	-	-	-	-	-	-	-	-	-	-
at Delaware*	-	-	-	-	-	-	-	-	-	-	-



# 2025 GAME-BY-GAME

## RUSHING GAME-BY-GAME

Player	No-Yds/TD	USU	UTM	TX	ULM	LATech	Lib	SHSU	KennSt	JSU	MOST
Ashten Emory	89-359/3	6-31/1	10-36/1	11-5/0	6-19/0	11-50/0	1-0/0	15-96/1	10-30/0	10-37/0	9-55/0
Skyler Locklear	81-364/7	DNP	3-37/0	DNP	DNP	1-6/0	8-58/1	13-48/2	23-77/0	17-82/2	16-56/2
Hahsaun Wilson	42-211/1	-	8-117/1	6-39/0	10-21/0	7-28/0	8-3/0	-	2-2/0	1-1/0	DNP
Malachi Nelson	23--13/0	7-2/0	2--2/0	3--3/0	5--15/0	3-19/0	3--14/0	DNP	DNP	DNP	DNP
Marquez Taylor	17-43/0	4-18/0	DNP	DNP	1-1/0	5-17/0	1--1/0	-	1-0/0	3-9/0	2--1/0
Kam Thomas	16-36/0	16-36/0	DNP	DNP	DNP	DNP	DNP	DNP	DNP	DNP	DNP
Kenny Odom	12-61/0	2-16/0	-	-	DNP	-	-	3-25/0	4-22/0	2--7/0	1-5/0
Shay Smith	10-23/1	-	-	2-5/1	4-11/0	2-6/0	-	1-0/0	1-1/0	DNP	-
Elijah McCoy	9-27/0	DNP	DNP	DNP	DNP	DNP	4-10/0	1-11/0	DNP	3-6/0	1-0/0
Eric Willis III	2-10/0	-	-	1-4/0	-	-	-	-	1-6/0	-	-
Trevon Tate	2--4/0	-	-	-	2--4/0	-	-	-	-	DNP	-
Josh Bell	1-4/0	DNP	1-4/0	DNP	DNP	DNP	DNP	DNP	DNP	DNP	DNP
Garrett Hawkins	1-2/0	-	1-2/0	-	DNP	DNP	DNP	DNP	DNP	DNP	DNP

## RECEIVING GAME-BY-GAME

Player	No-Yds/TD	USU	UTM	TX	ULM	LATech	Lib	SHSU	KennSt	JSU	MOST
Kenny Odom	47-440/4	9-97/1	5-124/1	5-15/0	DNP	4-11/0	3-53/0	10-67/1	6-51/1	4-24/0	1--2/0
Eric Willis III	23-267/1	5-35/0	3-25/0	1-4/0	2-41/0	3-18/0	-	1-43/0	1-36/0	2-20/1	5-45/0
Trevon Tate	22-235/1	1-6/0	2-4/0	6-64/0	7-133/1	3-13/0	-	2-8/0	1-7/0	DNP	-
Wondame Davis Jr.	21-465/4	-	-	DNP	6-119/2	2-58/1	2-16/0	3-79/0	2-19/0	5-166/1	1-8/0
Josh Schuchts	15-136/2	DNP	DNP	DNP	DNP	4-21/0	3-18/0	1-4/1	2-41/1	3-23/0	2-29/0
Ashten Emory	13-84/2	1-9/0	2-20/2	4-12/0	-	1-10/0	-	2-22/0	2-6/0	1-5/0	-
Toric Goins Jr.	12-194/1	1-2/0	3-105/1	5-63/0	2-22/0	DNP	-	-	-	DNP	1-2/0
Jaylan Brown	6-54/0	-	-	1-12/0	2-25/0	-	1-5/0	DNP	DNP	DNP	2-12/0
Hahsaun Wilson	6-39/0	1-2/0	-	-	1-24/0	2-6/0	2-7/0	-	-	-	DNP
Judah Ezinwa	4-76/0	-	-	1-33/0	1-31/0	DNP	2-12/0	DNP	DNP	DNP	DNP
Kam Thomas	4-26/0	4-26/0	DNP	DNP	DNP	DNP	DNP	DNP	DNP	DNP	DNP
Marcus Torres	4-22/0	-	-	1-6/0	2-14/0	1-2/0	-	DNP	-	-	-
Marquez Taylor	3-13/0	1-4/0	DNP	DNP	-	2-8/0	-	-	-	-	-
Rafeald Campbell	2-27/0	DNP	DNP	DNP	DNP	DNP	DNP	DNP	DNP	1-6/0	1-21/0
Ashton Nickelberry	2-13/0	DNP	DNP	-	-	DNP	DNP	2-13/0	DNP	DNP	DNP
Jordan Andrus	1-9/0	DNP	DNP	DNP	DNP	DNP	DNP	DNP	DNP	DNP	1-9/0



# 2025 GAME-BY-GAME

## PASSING GAME-BY-GAME

#7 Malachi Nelson	Comp	Att	Int	Pct	Yards	TD	Long	Sacked	Effic.
Utah St.	22	34	1	64.7	178	1	34	2-13	112.5
UT Martin	14	26	0	53.8	278	4	74	1-6	194.4
Texas	24	36	2	66.7	209	0	43	2-6	104.3
ULM	22	46	2	47.8	404	3	73	3-22	134.4
Louisiana Tech	18	38	4	47.4	73	0	10	0-0	42.5
Liberty	4	10	0	40.0	21	0	9	2-14	57.6
<b>Totals</b>	<b>104</b>	<b>190</b>	<b>9</b>	<b>54.7</b>	<b>1163</b>	<b>8</b>	<b>74</b>	<b>10-61</b>	<b>110.6</b>

#8 Shay Smith	Comp	Att	Int	Pct	Yards	TD	Long	Sacked	Effic.
Utah St.	1	2	0	50.0	3	0	3	0-0	62.6
ULM	1	4	0	25.0	5	0	5	0-0	35.5
<b>Totals</b>	<b>2</b>	<b>6</b>	<b>0</b>	<b>33.3</b>	<b>8</b>	<b>0</b>	<b>5</b>	<b>0-0</b>	<b>44.5</b>

#9 Skyler Locklear	Comp	Att	Int	Pct	Yards	TD	Long	Sacked	Effic.
UT Martin	1	3	0	33.3	0	0	0	2-26	33.3
Louisiana Tech	4	6	1	66.7	74	1	35	0-0	191.9
Liberty	9	17	2	52.9	90	0	44	1-5	73.9
Sam Houston	21	26	1	80.8	236	2	43	1-14	174.7
Kennesaw St.	14	29	0	48.3	160	2	41	3-16	117.4
Jacksonville St.	16	32	1	50.0	244	2	75	0-0	128.4
Missouri St.	14	29	0	48.3	125	0	21	3-13	84.5
<b>Totals</b>	<b>79</b>	<b>142</b>	<b>5</b>	<b>55.6</b>	<b>929</b>	<b>7</b>	<b>75</b>	<b>10-74</b>	<b>119.8</b>

#23 Wondame Davis Jr.	Comp	Att	Int	Pct	Yards	TD	Long	Sacked	Effic.
Kennesaw St.	0	1	0	0.0	0	0	0	0-0	0.0
<b>Totals</b>	<b>0</b>	<b>1</b>	<b>0</b>	<b>0.0</b>	<b>0</b>	<b>0</b>	<b>0</b>	<b>0-0</b>	<b>0.0</b>



# 2025 TEAM GAME-BY-GAME

Date	Opponent	Rushing				Receiving				Passing				Kick Returns				Punt Returns				tot off
		no.	yds	td	lg	no.	yds	td	lg	cmp-att-int	yds	td	lg	no.	yds	td	lg	no.	yds	td	lg	
08/30/2025	at Utah St.	35	103	1	17	23	181	1	34	23-37-1	181	1	34	3	49	0	20	5	24	0	14	284
09/06/2025	UT Martin	25	194	2	94	15	278	4	74	15-29-0	278	4	74	3	64	0	25	2	23	0	15	472
09/13/2025	at Texas	23	50	1	30	24	209	0	43	24-36-2	209	0	43	1	0	0	0	2	5	0	4	259
09/20/2025	ULM	28	33	0	8	23	409	3	73	23-50-2	409	3	73	6	53	0	17	2	24	0	23	442
09/27/2025	Louisiana Tech	29	126	0	13	22	147	1	35	22-44-5	147	1	35	0	0	0	0	2	13	0	13	273
10/08/2025	Liberty	25	56	1	15	13	111	0	44	13-27-2	111	0	44	2	25	0	23	1	0	0	0	167
10/15/2025	at Sam Houston	34	175	3	34	21	236	2	43	21-26-1	236	2	43	1	22	0	22	3	3	0	7	411
10/28/2025	at Kennesaw St.	43	135	0	19	14	160	2	41	14-30-0	160	2	41	4	59	0	20	1	2	0	2	295
11/08/2025	Jacksonville St.	37	126	2	13	16	244	2	75	16-32-1	244	2	75	0	0	0	0	1	18	0	18	370
11/15/2025	at Missouri St.	29	115	2	16	14	125	0	21	14-29-0	125	0	21	3	32	0	16	2	41	1	41	240
<b>UTEP</b>		<b>308</b>	<b>1113</b>	<b>12</b>	<b>94</b>	<b>185</b>	<b>2100</b>	<b>15</b>	<b>75</b>	<b>185-340-14</b>	<b>2100</b>	<b>15</b>	<b>75</b>	<b>23</b>	<b>304</b>	<b>0</b>	<b>25</b>	<b>21</b>	<b>153</b>	<b>1</b>	<b>41</b>	<b>3213</b>
<b>Opponents</b>		<b>420</b>	<b>1624</b>	<b>13</b>	<b>72</b>	<b>181</b>	<b>2075</b>	<b>13</b>	<b>77</b>	<b>181-301-4</b>	<b>2075</b>	<b>13</b>	<b>77</b>	<b>24</b>	<b>431</b>	<b>0</b>	<b>27</b>	<b>24</b>	<b>196</b>	<b>1</b>	<b>57</b>	<b>3699</b>

### UTEP Averages

Games	Avg/ rush	Avg/ catch	Pass effic	KR avg	PR avg	All purpose avg/game	Total offense avg/game
10	3.6	11.4	112.6	13.2	7.3	367.5	321.3

Date	Opponent	Tackles			Sacks no-yds	Fumble ff fr-yds	Pass Defense			blkd kick	PAT attempts			off pts				
		ua	a total	tfl-yds			int-yds	qbh	brup		kick	rush	rcv	saf	t/o	pts		
08/30/2025	at Utah St.	37	34	71	12.0-51	6-34	0	0-0	0-0	2	4	0	1-1	0	0	0	0	16
09/06/2025	UT Martin	41	54	95	11.0-45	4-34	1	1-0	0-0	6	3	0	4-5	1	0	0	7	42
09/13/2025	at Texas	37	64	101	5.0-13	0-0	0	0-0	1-5	4	3	0	1-1	0	0	0	0	10
09/20/2025	ULM	21	46	67	6.0-13	0-0	1	0-0	0-0	3	2	0	2-2	0	1	0	0	25
09/27/2025	Louisiana Tech	32	54	86	9.0-53	5-42	3	3-34	1-0	2	5	0	0-0	0	1	0	0	11
10/08/2025	Liberty	44	50	94	6.0-14	1-7	0	0-0	0-0	6	4	0	0-0	0	1	0	0	8
10/15/2025	at Sam Houston	44	24	68	5.0-23	3-21	1	1-63	0-0	0	2	1	5-5	0	0	0	0	35
10/28/2025	at Kennesaw St.	34	36	70	8.0-19	1-6	1	0-0	1-0	5	6	0	2-2	0	0	0	3	20
11/08/2025	Jacksonville St.	32	36	68	4.0-18	0-0	0	0-0	1-0	3	1	0	3-3	0	0	0	0	27
11/15/2025	at Missouri St.	50	18	68	12.0-43	5-32	1	0-0	0-0	3	1	1	3-3	0	0	0	0	24
<b>UTEP</b>		<b>372</b>	<b>416</b>	<b>788</b>	<b>78.0-292</b>	<b>25-176</b>	<b>8</b>	<b>5-97</b>	<b>4-5</b>	<b>34</b>	<b>31</b>	<b>2</b>	<b>21-22</b>	<b>1</b>	<b>3</b>	<b>0</b>	<b>10</b>	<b>218</b>
<b>Opponents</b>		<b>330</b>	<b>306</b>	<b>636</b>	<b>57.0-211</b>	<b>20-135</b>	<b>4</b>	<b>3-0</b>	<b>14-271</b>	<b>43</b>	<b>37</b>	<b>4</b>	<b>29-29</b>	<b>1</b>	<b>0</b>	<b>1</b>	<b>50</b>	<b>270</b>

Date	Opponent	Punting								Field Goals			Kickoffs					
		no.	yds	avg	long	blkd	tb	fc	50+	i20	md-att	long	blkd	no.	yds	avg	tb	ob
08/30/2025	at Utah St.	9	428	47.6	64	0	2	1	2	1	1-1	42	0	4	250	62.5	1	1
09/06/2025	UT Martin	5	250	50.0	66	0	0	0	1	3	0-1	0	1	7	428	61.1	2	0
09/13/2025	at Texas	5	210	42.0	58	0	0	0	2	1	1-1	39	0	3	142	47.3	0	0
09/20/2025	ULM	3	126	42.0	53	0	0	0	1	0	1-2	27	0	5	320	64.0	4	0
09/27/2025	Louisiana Tech	5	233	46.6	58	0	1	1	1	1	1-2	38	1	2	127	63.5	1	0
10/08/2025	Liberty	8	366	45.8	57	0	0	0	2	3	0-0	0	0	2	129	64.5	1	0
10/15/2025	at Sam Houston	3	150	50.0	66	0	1	0	2	1	0-1	0	1	6	369	61.5	1	0
10/28/2025	at Kennesaw St.	7	298	42.6	47	0	0	0	0	1	2-2	38	0	6	341	56.8	0	1
11/08/2025	Jacksonville St.	4	216	54.0	70	0	0	0	3	3	0-0	0	0	5	321	64.2	3	0
11/15/2025	at Missouri St.	3	137	45.7	51	0	1	0	1	0	1-2	26	0	5	325	65.0	3	0
<b>UTEP</b>		<b>52</b>	<b>2414</b>	<b>46.4</b>	<b>70</b>	<b>0</b>	<b>5</b>	<b>2</b>	<b>15</b>	<b>14</b>	<b>7-12</b>	<b>42</b>	<b>3</b>	<b>45</b>	<b>2752</b>	<b>61.2</b>	<b>16</b>	<b>2</b>
<b>Opponents</b>		<b>50</b>	<b>2173</b>	<b>43.5</b>	<b>68</b>	<b>1</b>	<b>4</b>	<b>13</b>	<b>14</b>	<b>12</b>	<b>17-19</b>	<b>50</b>	<b>1</b>	<b>58</b>	<b>3484</b>	<b>60.1</b>	<b>25</b>	<b>1</b>



# 2025 GAME-BY-GAME COMPARISON

Opponent	Score	First Downs				Rushing Number-Yards	Passing		Total Offense Plays-Yards	Return Yards	Turn- Overs
		Total	Rush	Pass	Pen		Comp-Att.-Int	Yards			
Utah St.	16-28	19 / 18	7 / 7	9 / 10	3 / 1	35-103 / 33-127	23-37-1 / 19-28-0	181 / 233	72-284 / 61-360	73 / 57	1 / 0
UT Martin	42-17	14 / 19	5 / 5	9 / 12	0 / 2	25-194 / 40-76	15-29-0 / 24-36-0	278 / 295	54-472 / 76-371	87 / 125	1 / 1
Texas	10-27	13 / 23	3 / 15	7 / 6	3 / 2	23-50 / 56-226	24-36-2 / 11-25-1	209 / 114	59-259 / 81-340	10 / 131	2 / 1
ULM	25-31	21 / 18	2 / 9	15 / 7	4 / 2	28-33 / 42-250	23-50-2 / 9-15-0	409 / 149	78-442 / 57-399	77 / 5	2 / 0
Louisiana Tech	11-30	15 / 16	6 / 8	8 / 5	1 / 3	29-126 / 42-95	22-44-5 / 18-26-1	147 / 137	73-273 / 68-232	47 / 113	5 / 4
Liberty	8-19	9 / 22	4 / 9	4 / 11	1 / 2	25-56 / 50-160	13-27-2 / 19-33-0	111 / 243	52-167 / 83-403	25 / 74	2 / 0
Sam Houston	35-17	19 / 20	11 / 4	7 / 13	1 / 3	34-175 / 40-159	21-26-1 / 22-36-0	236 / 239	60-411 / 76-398	88 / 99	2 / 1
Kennesaw St.	20-33	17 / 18	7 / 10	8 / 5	2 / 3	43-135 / 39-150	14-30-0 / 14-32-1	160 / 154	73-295 / 71-304	61 / 137	1 / 1
Jacksonville St.	27-30	20 / 23	10 / 12	7 / 8	3 / 3	37-126 / 39-275	16-32-1 / 15-31-1	244 / 181	69-370 / 70-456	18 / 107	1 / 1
Missouri St.	24-38	17 / 27	7 / 5	7 / 18	3 / 4	29-115 / 39-106	14-29-0 / 30-39-0	125 / 330	58-240 / 78-436	73 / 50	0 / 0
<b>Totals</b>	<b>218-270</b>	<b>164 / 204</b>	<b>62 / 84</b>	<b>81 / 95</b>	<b>21 / 25</b>	<b>308-1113 / 420-1624</b>	<b>185-340-14 / 181-301-4</b>	<b>2100 / 2075</b>	<b>648-3213 / 721-3699</b>	<b>559 / 898</b>	<b>17 / 9</b>

Opponents	3rd Down Conversion	4th Down Conversion	Time of Possession	TOP Margin	Avg			Punting Number-Avg	Penalties Number-Yards	Sacks
					Yds/Rush	Yds/Pass	Yds/Play			
Utah St.	4-15 / 2-12	2-2 / 0-0	29:23 / 30:37	-01:14	2.9 / 3.8	4.9 / 8.3	3.9 / 5.9	9-47.6 / 7-47.4	7-63.0 / 11-73.0	6 / 2
UT Martin	4-10 / 4-17	0-0 / 2-6	21:12 / 38:48	-17:36	7.8 / 1.9	9.6 / 8.2	8.7 / 4.9	5-50.0 / 6-47.0	4-40.0 / 6-35.0	4 / 3
Texas	4-14 / 5-16	0-3 / 2-5	23:13 / 36:47	-13:34	2.2 / 4.0	5.8 / 4.6	4.4 / 4.2	5-42.0 / 4-47.8	6-33.0 / 7-78.0	0 / 2
ULM	8-19 / 2-10	1-4 / 0-1	28:09 / 31:51	-03:42	1.2 / 6.0	8.2 / 9.9	5.7 / 7.0	3-42.0 / 6-39.0	8-80.0 / 12-98.0	0 / 3
Louisiana Tech	6-17 / 4-14	1-3 / 0-1	27:45 / 32:15	-04:30	4.3 / 2.3	3.3 / 5.3	3.7 / 3.4	5-46.6 / 6-49.2	5-50.0 / 5-49.0	5 / 0
Liberty	3-15 / 3-18	1-2 / 4-5	20:03 / 39:57	-19:54	2.2 / 3.2	4.1 / 7.4	3.2 / 4.9	8-45.8 / 4-49.0	3-40.0 / 6-57.0	1 / 3
Sam Houston	3-11 / 6-17	2-3 / 0-4	24:35 / 35:25	-10:50	5.1 / 4.0	9.1 / 6.6	6.9 / 5.2	3-50.0 / 4-43.0	7-60.0 / 6-65.0	3 / 1
Kennesaw St.	2-16 / 3-14	5-5 / 1-2	30:57 / 29:03	01:54	3.1 / 3.8	5.3 / 4.8	4.0 / 4.3	7-42.6 / 7-40.9	7-75.0 / 4-49.0	1 / 3
Jacksonville St.	2-13 / 4-12	5-7 / 0-1	29:33 / 30:27	-00:54	3.4 / 7.1	7.6 / 5.8	5.4 / 6.5	4-54.0 / 3-35.3	5-50.0 / 11-66.0	0 / 0
Missouri St.	6-13 / 6-14	1-2 / 3-3	22:36 / 37:24	-14:48	4.0 / 2.7	4.3 / 8.5	4.1 / 5.6	3-45.7 / 3-26.3	7-74.0 / 9-70.0	5 / 3
<b>Totals</b>	<b>42-143 / 39-144</b>	<b>18-31 / 12-28</b>	<b>257:26 / 342:34</b>	<b>-85:08</b>	<b>3.6 / 3.9</b>	<b>6.2 / 6.9</b>	<b>5.0 / 5.1</b>	<b>52-46.4 / 50-43.5</b>	<b>59-565.0 / 77-640.0</b>	<b>25 / 20</b>

Note: Game totals are displayed in the format TEAM/OPPONENT for each category



# UTEP INDIVIDUAL CAREER HIGHS

## JORDAN ANDRUS (TE)

Receptions \_\_\_\_\_ 1, at MSU (11/18/25)  
 Receiving Yards \_\_\_\_\_ 9, at MSU (11/18/25)  
 Long reception \_\_\_\_\_ 9, at MSU (11/18/25)  
 All-purpose yards \_\_\_\_\_ 9, at MSU (11/18/25)

## CARLOS ARREOLA (K)

Points scored \_\_\_\_\_ 5, 2x, last at SH (10/15/25)  
 Kick PATs \_\_\_\_\_ 5, at SH (10/15/25)  
 Points by kicking \_\_\_\_\_ 5, 2x, last at SH (10/15/25)  
 Field goals made \_\_\_\_\_ 1, 2x, last vs. ULM (9/20/25)  
 Field goals attempts \_\_\_\_\_ 2, vs. ULM (9/20/25)  
 Long field goal \_\_\_\_\_ 42, at USU (8/30/25)

## ELIJAH BALDWIN (DL)

Tackles \_\_\_\_\_ 6, at UT (9/13/25)  
 Sacks \_\_\_\_\_ 1.5, at USU (8/30/25)  
 Tackles for loss \_\_\_\_\_ 1.5, at USU (8/30/25)  
 Pass breakups \_\_\_\_\_ 1, 2x, vs. LU (10/8/25)  
 QB hurry \_\_\_\_\_ 1, vs. LU (10/8/25)

## SOLO BARNES (S)

Tackles \_\_\_\_\_ 8, 2x, last vs. ULM (9/20/25)  
 Sacks \_\_\_\_\_ 1.0, at SH (10/15/25)  
 Tackles for loss \_\_\_\_\_ 1.0, at UT (9/13/25)  
 Interceptions \_\_\_\_\_ 1, vs. JSU (11/8/25)  
 Pass breakups \_\_\_\_\_ 1, 3x, last at SH (10/15/25)  
 Forced fumble \_\_\_\_\_ 1, vs. ULM (9/20/25)  
 Fumble recovery \_\_\_\_\_ 1, vs. LT (9/27/25)

## JOSH BELL (RB)

Rush attempts \_\_\_\_\_ 1, vs. UTM (9/6/25)  
 Rushing yards \_\_\_\_\_ 4, vs. UTM (9/6/25)  
 Long rush \_\_\_\_\_ 4, vs. UTM (9/6/25)  
 Total offense yards \_\_\_\_\_ 4, vs. UTM (9/6/25)  
 All-purpose yards \_\_\_\_\_ 4, vs. UTM (9/6/25)

## MARCELL BLOCKER (CB)

Tackles \_\_\_\_\_ 4, vs. LU (10/8/25)  
 Pass breakups \_\_\_\_\_ 1, 3x, last at MSU (11/15/25)

## NOAH BOTSFORD (P)

Punts \_\_\_\_\_ 8, at USU (8/30/25)  
 Punt yards \_\_\_\_\_ 381, at USU (8/30/25)  
 Punt average \_\_\_\_\_ 54.0, vs. JSU (11/8/25)  
 Long punt \_\_\_\_\_ 70, vs. JSU (11/8/25)

## SHAKAUN BOWSER (DL)

Tackles \_\_\_\_\_ 4, at UT (9/13/25)  
 Sacks \_\_\_\_\_ 1.0, 2x, last at MSU (11/18/25)  
 Tackles for loss \_\_\_\_\_ 1.5, 2x, last at MSU (11/18/25)

## JAYLAN BROWN (WR)

Receptions \_\_\_\_\_ 2, 2x, last at MSU (11/15/25)  
 Receiving Yards \_\_\_\_\_ 25, vs. ULM (9/20/25)  
 Long reception \_\_\_\_\_ 20, vs. ULM (9/20/25)  
 All-purpose yards \_\_\_\_\_ 25, at UT (9/13/25)

## DYLAN BROWN-TURNER (LB)

Tackles \_\_\_\_\_ 2, 2x, last at SH (10/15/25)

## VASHON BRUNSWICK II (LB)

Tackles \_\_\_\_\_ 5, at SH (10/15/25)  
 Sacks \_\_\_\_\_ 1.0, at SH (10/15/25)  
 Tackles for loss \_\_\_\_\_ 1.0, at SH (10/15/25)

## NEIL CAMPBELL (CB)

Tackles \_\_\_\_\_ 14, vs. LU (10/8/25)  
 Sacks \_\_\_\_\_ 1.0, 2x, last at KSU (10/28/25)  
 Tackles for loss \_\_\_\_\_ 2.5, vs. UTM (9/6/25)  
 Forced fumble \_\_\_\_\_ 1, vs. UTM (9/6/25)  
 Pass breakup \_\_\_\_\_ 1, 2x, at UT (9/13/25)  
 QB hurry \_\_\_\_\_ 1, vs. ULM (9/20/25)

## RAFEALD CAMPBELL (WR)

Receptions \_\_\_\_\_ 1, 2x, last at MSU (11/18/25)  
 Receiving Yards \_\_\_\_\_ 21, at MSU (11/18/25)  
 Long reception \_\_\_\_\_ 21, at MSU (11/18/25)  
 All-purpose yards \_\_\_\_\_ 21, at MSU (11/18/25)

## ASHTON COKER (DT)

Tackles \_\_\_\_\_ 5, vs. LT (9/27/25)  
 Tackles for loss \_\_\_\_\_ 2.0, vs. UTM (9/6/25)  
 QB Hurries \_\_\_\_\_ 1, at KSU (10/28/25)

## JUSTIN CONTENT (CB)

Tackles \_\_\_\_\_ 13, vs. LT (9/27/25)  
 Tackles for loss \_\_\_\_\_ 1.0, 3x, last vs. JSU (11/8/25)  
 Interceptions \_\_\_\_\_ 1, vs. LT (9/27/25)  
 Pass Breakups \_\_\_\_\_ 2, at KSU (10/28/25)  
 QB Hurries \_\_\_\_\_ 1, at KSU (10/28/25)

## TANNER CRAGUN (K)

Points scored \_\_\_\_\_ 6, at KSU (10/28/25)  
 Points by kicking \_\_\_\_\_ 6, at KSU (10/28/25)  
 Field goals made \_\_\_\_\_ 2, at KSU (10/28/25)  
 Field goals attempts \_\_\_\_\_ 2, at KSU (10/28/25)  
 Long field goal \_\_\_\_\_ 38, 2x, last at KSU (10/28/25)

## MICAH DAVEY (LB)

Tackles \_\_\_\_\_ 17, at KSU (10/28/25)  
 Tackles for loss \_\_\_\_\_ 1.5, at KSU (10/28/25)  
 Sacks \_\_\_\_\_ 1.0, at USU (8/30/25)  
 QB hurries \_\_\_\_\_ 1, 2x, last vs. JSU (11/8/25)  
 Fumble recovery \_\_\_\_\_ 1, vs. LT (9/27/25)

## WONDAME DAVIS JR. (WR)

Points Scored \_\_\_\_\_ 12, vs. ULM (9/20/25)  
 Receptions \_\_\_\_\_ 6, vs. ULM (9/20/25)  
 Receiving Yards \_\_\_\_\_ 166, vs. JSU (11/8/25)  
 Long Reception \_\_\_\_\_ 75, vs. JSU (11/8/25)  
 Receiving TDs \_\_\_\_\_ 2, vs. ULM (9/20/25)  
 Kickoff Returns \_\_\_\_\_ 4, at KSU (10/28/25)  
 Kickoff Yards \_\_\_\_\_ 59, at KSU (10/28/25)  
 Long KOR \_\_\_\_\_ 20, at KSU (10/28/25)  
 All-purpose yards \_\_\_\_\_ 166, vs. JSU (11/8/25)

## ASHTEN EMORY (RB)

Points Scored \_\_\_\_\_ 18, vs. UTM (9/6/25)  
 Rush attempts \_\_\_\_\_ 15, at SH (10/15/25)  
 Rushing yards \_\_\_\_\_ 96, at SH (10/15/25)  
 Rush TD \_\_\_\_\_ 1, 3x, last at SH (10/15/25)  
 Long rush \_\_\_\_\_ 34, at SH (10/15/25)  
 Receptions \_\_\_\_\_ 4, at UT (9/13/25)  
 Receiving Yards \_\_\_\_\_ 22, at SH (10/15/25)  
 Long reception \_\_\_\_\_ 21, at SH (10/15/25)  
 Receiving TDs \_\_\_\_\_ 2, vs. UTM (9/6/25)  
 Total offense attempts \_\_\_\_\_ 17, at SH (10/15/25)  
 Total offense yards \_\_\_\_\_ 96, at SH (10/15/25)  
 All-purpose yards \_\_\_\_\_ 118, at SH (10/15/25)

## UDOKA EZEANI (BANDIT)

Tackles \_\_\_\_\_ 7, at USU (8/30/25)  
 Sacks \_\_\_\_\_ 2.0, vs. LT (9/27/25)  
 Tackles for loss \_\_\_\_\_ 4.0, at USU (8/30/25)  
 QB hurry \_\_\_\_\_ 1, 4x, last at KSU (10/28/25)  
 Forced fumble \_\_\_\_\_ 2, vs. LT (9/27/25)  
 Pass breakups \_\_\_\_\_ 1, at UT (9/13/25)

## JUDAH EZINWA (TE)

Receptions \_\_\_\_\_ 2, vs. LU (10/8/25)  
 Receiving Yards \_\_\_\_\_ 33, at UT (9/13/25)  
 Long reception \_\_\_\_\_ 33, at UT (9/13/25)  
 Total offense attempts \_\_\_\_\_ 1, at UT (9/13/25)  
 All-purpose yards \_\_\_\_\_ 33, at UT (9/13/25)

## ALLEN GANT (S)

Tackles \_\_\_\_\_ 1, 2x, last at UT (9/13/25)

## TORIC GOINS JR. (WR)

Points Scored \_\_\_\_\_ 6, vs. UTM (9/6/25)  
 Receptions \_\_\_\_\_ 5, at UT (9/13/25)  
 Receiving Yards \_\_\_\_\_ 105, vs. UTM (9/6/25)  
 Long reception \_\_\_\_\_ 49, vs. UTM (9/6/25)  
 Receiving TDs \_\_\_\_\_ 1, vs. UTM (9/6/25)  
 All-purpose yards \_\_\_\_\_ 105, vs. UTM (9/6/25)

## YESSMAN GREEN (CB)

Tackles \_\_\_\_\_ 2, 2x, last at SH (10/15/25)  
 Sacks \_\_\_\_\_ 0.5, vs. UTM (9/6/25)  
 Tackles for loss \_\_\_\_\_ 0.5, vs. UTM (9/6/25)  
 Blocked punt \_\_\_\_\_ 1, at MSU (11/15/25)

## JAIME GUERRERO (S)

Tackles \_\_\_\_\_ 1, 3x, last vs. UTM (9/6/25)

## COLE GUSTAFSON (DL)

Tackles \_\_\_\_\_ 4, vs. LT (9/27/25)  
 Sacks \_\_\_\_\_ 1.0, vs. LT (9/27/25)  
 Tackles for loss \_\_\_\_\_ 1.0, vs. LT (9/27/25)  
 QB hurry \_\_\_\_\_ 1, 2x, last vs. LT (9/27/25)  
 Pass breakup \_\_\_\_\_ 1, vs. LT (9/27/25)

## ASHAAD HALL (DL)

Tackles \_\_\_\_\_ 3, at USU (8/30/25)  
 Sacks \_\_\_\_\_ 2.0, at USU (8/30/25)  
 Tackles for loss \_\_\_\_\_ 2.0, at USU (8/30/25)  
 Pass breakup \_\_\_\_\_ 1, vs. UTM (9/6/25)  
 QB hurry \_\_\_\_\_ 2, 2x, last vs. LU (10/8/25)

## JOSH HANCOCK (LB)

Tackles \_\_\_\_\_ 2, at USU (8/30/25)

## CADEN HARRIS (WR)

Kickoff Returns \_\_\_\_\_ 1, 2x, last at MT (11/18/23)  
 Kickoff Yards \_\_\_\_\_ 28, at NU (9/9/23)  
 Long KOR \_\_\_\_\_ 28, at NU (9/9/23)  
 All-purpose yards \_\_\_\_\_ 28, at NU (9/9/23)

## GARRETT HAWKINS (LB)

Tackles \_\_\_\_\_ 5, 2x, last at UT (9/13/25)  
 Tackles for loss \_\_\_\_\_ 0.5, vs. UTM (9/6/25)  
 QB hurries \_\_\_\_\_ 1, vs. UTM (9/6/25)  
 Rush attempts \_\_\_\_\_ 1, vs. UTM (9/6/25)  
 Rushing yards \_\_\_\_\_ 2, vs. UTM (9/6/25)  
 Long rush \_\_\_\_\_ 2, vs. UTM (9/6/25)  
 Total offense yards \_\_\_\_\_ 2, vs. UTM (9/6/25)  
 All-purpose yards \_\_\_\_\_ 2, vs. UTM (9/6/25)

## NIK HENRY (WR)

Kickoff Returns \_\_\_\_\_ 5, vs. ULM (9/20/25)  
 Kickoff Return Yards \_\_\_\_\_ 51, vs. ULM (9/20/25)  
 Long Kickoff Return \_\_\_\_\_ 17, vs. ULM (9/20/25)  
 Punt Returns \_\_\_\_\_ 1, at MSU (11/15/25)  
 Punt Return Yards \_\_\_\_\_ 41, at MSU (11/15/25)  
 Long Punt Return \_\_\_\_\_ 41, at MSU (11/15/25)  
 All-purpose yards \_\_\_\_\_ 51, vs. ULM (9/20/25)  
 Tackles \_\_\_\_\_ 1, 2x, last vs. UTM (9/6/25)

## KD JOHNSON (DT)

Tackles \_\_\_\_\_ 8, 2x, last at UT (9/13/25)  
 Tackles for loss \_\_\_\_\_ 2.0, 2x, last at MSU (11/15/25)  
 Sacks \_\_\_\_\_ 2.0, 2x, last at MSU (11/15/25)  
 QB Hurries \_\_\_\_\_ 2, at UT (9/13/25)  
 Pass breakups \_\_\_\_\_ 1, at UT (9/13/25)

## TYLER JONES (S)

Tackles \_\_\_\_\_ 1, at USU (8/30/25)



# UTEP INDIVIDUAL CAREER HIGHS

## SKYLER LOCKLEAR (QB)

Points Scored \_\_\_\_\_ 12, 4x, last at MSU (11/15/25)  
 Pass attempts \_\_\_\_\_ 43, at LU (9/14/24)  
 Pass completions \_\_\_\_\_ 28, vs. KSU (11/9/24)  
 Pass yards \_\_\_\_\_ 327, vs. KSU (11/9/24)  
 Pass TDs \_\_\_\_\_ 4, vs. KSU (11/9/24)  
 Long pass \_\_\_\_\_ 75, vs. JSU (11/8/25)  
 Rush attempts \_\_\_\_\_ 23, at KSU (10/28/25)  
 Rush yards \_\_\_\_\_ 82, vs. JSU (11/8/25)  
 Long rush \_\_\_\_\_ 63, vs. UTM (9/6/25)  
 Rushing TDs \_\_\_\_\_ 2, 3x, last at MSU (11/15/25)  
 Receptions \_\_\_\_\_ 1, 3x, last at UT (11/23/24)  
 Receiving Yards \_\_\_\_\_ 27, at UT (11/23/24)  
 Long reception \_\_\_\_\_ 27, at UT (11/23/24)  
 Receiving TDs \_\_\_\_\_ 1, vs. SUU (9/7/24)  
 Total offense attempts \_\_\_\_\_ 49, vs. JSU (11/8/25)  
 Total offense yards \_\_\_\_\_ 357, vs. KSU (11/9/24)  
 All-purpose yards \_\_\_\_\_ 82, vs. JSU (11/8/25)

## KODE LOWE (S)

Tackles \_\_\_\_\_ 8, vs. ULM (9/20/25)  
 Tackles for loss \_\_\_\_\_ 2.0, vs. ULM (9/20/25)  
 QB hurry \_\_\_\_\_ 1, vs. LU (10/8/25)  
 Forced fumbles \_\_\_\_\_ 1, at SH (10/15/25)

## CADE MCCONNELL (QB)

Points Scored \_\_\_\_\_ 2, vs. UTM (9/6/25)  
 Pass attempts \_\_\_\_\_ 41, at MT (11/18/23)  
 Pass completions \_\_\_\_\_ 24, at MT (11/18/23)  
 Pass yards \_\_\_\_\_ 364, at MT (11/18/23)  
 Pass TDs \_\_\_\_\_ 2, 3x, last at CSU (9/21/24)  
 Long pass \_\_\_\_\_ 80, 2x, last at MT (11/18/23)  
 Rush attempts \_\_\_\_\_ 6, 2x, last at MT (11/18/23)  
 Rush yards \_\_\_\_\_ 15, at SH (10/25/23)  
 Long rush \_\_\_\_\_ 13, at SH (10/25/23)  
 Total offense att. \_\_\_\_\_ 47, at MT (11/18/23)  
 Total offense yards \_\_\_\_\_ 354, at MT (11/18/23)  
 All-purpose yards \_\_\_\_\_ 13, at SH (10/25/23)

## ELIJAH MCCOY (RB)

Rush attempts \_\_\_\_\_ 4, vs. LU (10/8/25)  
 Rushing yards \_\_\_\_\_ 10, vs. LU (10/8/25)  
 Long rush \_\_\_\_\_ 6, vs. LU (10/8/25)  
 Total Offense \_\_\_\_\_ 10, vs. LU (10/8/25)  
 All-purpose yards \_\_\_\_\_ 10, vs. LU (10/8/25)

## MALACHI NELSON (QB)

Pass attempts \_\_\_\_\_ 46, vs. ULM (9/20/25)  
 Pass completions \_\_\_\_\_ 24, at UT (9/13/25)  
 Pass yards \_\_\_\_\_ 404, vs. ULM (9/20/25)  
 Pass TDs \_\_\_\_\_ 4, vs. UTM (9/6/25)  
 Long pass \_\_\_\_\_ 74, vs. UTM (9/6/25)  
 Rush attempts \_\_\_\_\_ 7, at USU (8/30/25)  
 Rush yards \_\_\_\_\_ 2, at USU (8/30/25)  
 Long rush \_\_\_\_\_ 5, at USU (8/30/25)  
 Total offense attempts \_\_\_\_\_ 51, vs. ULM (9/20/25)  
 Total offense yards \_\_\_\_\_ 389, vs. ULM (9/20/25)  
 All-purpose yards \_\_\_\_\_ 2, at USU (8/30/25)  
 Punts \_\_\_\_\_ 1, at USU (8/30/25)  
 Punt yards \_\_\_\_\_ 47, at USU (8/30/25)  
 Punt average \_\_\_\_\_ 47.0, at USU (8/30/25)  
 Long punt \_\_\_\_\_ 47, at USU (8/30/25)

## ASHTON NICKELBERRY (WR)

Receptions \_\_\_\_\_ 2, 2x, last at SH (10/15/25)  
 Receiving Yards \_\_\_\_\_ 29, at CSU (9/21/24)  
 Long reception \_\_\_\_\_ 29, at CSU (9/21/24)  
 Kickoff Returns \_\_\_\_\_ 2, vs. MTSU (11/2/24)  
 Kickoff Yards \_\_\_\_\_ 24, vs. MTSU (11/2/24)  
 Long KOR \_\_\_\_\_ 21, vs. KSU (11/9/24)  
 All-purpose yards \_\_\_\_\_ 39, vs. MTSU (11/2/24)

## KENNY ODOM (WR)

Points Scored \_\_\_\_\_ 18, vs. KSU (11/9/24)  
 Receptions \_\_\_\_\_ 10, at SH (10/15/25)  
 Receiving Yards \_\_\_\_\_ 128, at CSU (9/21/24)  
 Long reception \_\_\_\_\_ 76, at WKU (10/10/24)  
 Receiving TDs \_\_\_\_\_ 3, vs. KSU (11/9/24)  
 Rush attempts \_\_\_\_\_ 2, at USU (8/30/25)  
 Rush yards \_\_\_\_\_ 16, at USU (8/30/25)  
 Long rush \_\_\_\_\_ 10, at USU (8/30/25)  
 Kickoff Returns \_\_\_\_\_ 3, vs. SH (10/3/24)  
 Kickoff Yards \_\_\_\_\_ 48, vs. SH (10/3/24)  
 Long KOR \_\_\_\_\_ 23, at CSU (9/21/24)  
 All-purpose yards \_\_\_\_\_ 151, at CSU (9/21/24)  
 Tackles \_\_\_\_\_ 2, vs. MTSU (11/2/24)

## JOSHUA RUDOLPH (LB)

Tackles \_\_\_\_\_ 8, 2x, last vs. UTM (9/6/25)  
 Tackles for loss \_\_\_\_\_ 1.0, at USU (8/30/25)  
 Sacks \_\_\_\_\_ 0.5, at USU (8/30/25)  
 Fumble recovery \_\_\_\_\_ 1, vs. UTM (9/6/25)

## LANTZ RUSSELL (S)

Tackles \_\_\_\_\_ 12, vs. SH (10/3/24)  
 Sacks \_\_\_\_\_ 1.0, 3x, last vs. LU (10/8/25)  
 Tackles for loss \_\_\_\_\_ 2.0, at WKU (10/10/24)  
 Interceptions \_\_\_\_\_ 1, 2x, last vs. FIU (10/16/24)  
 Pass Breakups \_\_\_\_\_ 1, 5x, last vs. JSU (11/8/25)

## TYLER SCOTT (DL)

Tackles \_\_\_\_\_ 2, vs. UTM (9/6/25)

## JOSH SCHUCHTS (WR)

Points Scored \_\_\_\_\_ 6, 2x, last at KSU (10/28/25)  
 Receptions \_\_\_\_\_ 4, vs. LT (9/27/25)  
 Receiving Yards \_\_\_\_\_ 41, at KSU (10/28/25)  
 Long reception \_\_\_\_\_ 41, at KSU (10/28/25)  
 Receiving TDs \_\_\_\_\_ 1, 2x, last at KSU (10/28/25)  
 All-purpose yards \_\_\_\_\_ 41, at KSU (10/28/25)

## STRATTON SHUFELT (LB)

Tackles \_\_\_\_\_ 7, at WKU (10/10/24)  
 Pass Breakups \_\_\_\_\_ 1, 2x, last vs. UTM (9/6/25)  
 QB hurries \_\_\_\_\_ 1, at WKU (10/10/24)

## SHAY SMITH (QB)

Points Scored \_\_\_\_\_ 6, 2x, last at UT (9/13/25)  
 Pass attempts \_\_\_\_\_ 4, vs. ULM (9/20/25)  
 Pass completions \_\_\_\_\_ 2, at NEB (8/31/24)  
 Pass yards \_\_\_\_\_ 14, at NEB (8/31/24)  
 Long pass \_\_\_\_\_ 11, at NEB (8/31/24)  
 Rush attempts \_\_\_\_\_ 4, vs. ULM (9/20/25)  
 Rush yards \_\_\_\_\_ 11, vs. ULM (9/20/25)  
 Long rush \_\_\_\_\_ 8, vs. ULM (9/20/25)  
 Rush TDs \_\_\_\_\_ 1, 2x, last at UT (9/13/25)  
 Total offense attempts \_\_\_\_\_ 8, vs. ULM (9/20/25)  
 Total offense yards \_\_\_\_\_ 16, vs. ULM (9/20/25)  
 All-purpose yards \_\_\_\_\_ 11, vs. ULM (9/20/25)

## XAVIER SMITH (S)

Tackles \_\_\_\_\_ 10, at LU (9/14/24)  
 Tackles for loss \_\_\_\_\_ 1.0, at KSU (10/28/25)  
 Fumbles recovered \_\_\_\_\_ 1, at LU (9/14/24)  
 Pass Breakups \_\_\_\_\_ 2, vs. KSU (11/9/24)  
 QB hurries \_\_\_\_\_ 1, vs. UTM (9/6/25)  
 Interceptions \_\_\_\_\_ 1, at UT (9/13/25)

## ALEX SZCZESNIAK (TE)

Tackles \_\_\_\_\_ 2, vs. LU (10/8/25)

## TREVON TATE (WR)

Points Scored \_\_\_\_\_ 6, vs. ULM (9/20/25)  
 Receptions \_\_\_\_\_ 7, vs. ULM (9/20/25)  
 Receiving Yards \_\_\_\_\_ 133, vs. ULM (9/20/25)  
 Long reception \_\_\_\_\_ 73, at UT (9/13/25)  
 Receiving TDs \_\_\_\_\_ 1, vs. ULM (9/20/25)  
 All-purpose yards \_\_\_\_\_ 122, vs. ULM (9/20/25)

## MARQUEZ TAYLOR (RB)

Rush attempts \_\_\_\_\_ 5, vs. LT (9/27/25)  
 Rushing yards \_\_\_\_\_ 18, at USU (8/30/25)  
 Long rush \_\_\_\_\_ 10, at USU (8/30/25)  
 Receptions \_\_\_\_\_ 2, vs. LT (9/27/25)  
 Receiving Yards \_\_\_\_\_ 8, vs. LT (9/27/25)  
 Long reception \_\_\_\_\_ 7, vs. LT (9/27/25)  
 Kickoff Returns \_\_\_\_\_ 3, at USU (8/30/25)  
 Kickoff Return Yards \_\_\_\_\_ 49, at USU (8/30/25)  
 Long KR \_\_\_\_\_ 20, at USU (8/30/25)  
 Total offense attempts \_\_\_\_\_ 5, at USU (8/30/25)  
 Total offense yards \_\_\_\_\_ 18, at USU (8/30/25)  
 All-purpose yards \_\_\_\_\_ 71, at USU (8/30/25)

## EKOW TAYLOR (BANDIT)

Points scored \_\_\_\_\_ 6, at MSU (11/18/25)  
 Tackles \_\_\_\_\_ 6, vs. JSU (11/8/25)  
 Sacks \_\_\_\_\_ 1.0, at MSU (11/18/25)  
 Tackles for loss \_\_\_\_\_ 1.0, vs. LT (9/27/25)  
 Forced fumbles \_\_\_\_\_ 1, at MSU (11/18/25)  
 Fumble recoveries \_\_\_\_\_ 1, at SH (10/15/25)  
 Pass Breakups \_\_\_\_\_ 1, at MSU (11/18/25)  
 QB hurries \_\_\_\_\_ 1, vs. JSU (11/8/25)

## KAM THOMAS (MB)

Points Scored \_\_\_\_\_ 6, 2x, last at NMSU (11/30/24)  
 Rush attempts \_\_\_\_\_ 16, at USU (8/30/25)  
 Rushing yards \_\_\_\_\_ 36, at USU (8/30/25)  
 Long rush \_\_\_\_\_ 17, at USU (8/30/25)  
 Receptions \_\_\_\_\_ 8, at LU (9/14/24)  
 Receiving Yards \_\_\_\_\_ 99, vs. SUU (9/7/24)  
 Long reception \_\_\_\_\_ 69, at NM State (11/30/24)  
 Receiving TDs \_\_\_\_\_ 1, at NEB (8/31/24)  
 Punt Returns \_\_\_\_\_ 5, at USU (8/30/25)  
 Punt Return Yards \_\_\_\_\_ 29, at NEB (8/31/24)  
 Long PR \_\_\_\_\_ 92, at NMSU (11/30/24)  
 PR TD \_\_\_\_\_ 1, at NMSU (11/30/24)  
 Kickoff Returns \_\_\_\_\_ 3, at LU (9/14/24)  
 Kickoff Return Yards \_\_\_\_\_ 43, at LU (9/14/24)  
 Long KOR \_\_\_\_\_ 23, vs. SUU (9/7/24)  
 Total offense attempts \_\_\_\_\_ 11, at LU (9/14/24)  
 Total offense yards \_\_\_\_\_ 26, vs. SH (8/31/24)  
 All-purpose yards \_\_\_\_\_ 199, at NMSU (11/30/24)

## DONTE THOMPSON (SPUR)

Tackles \_\_\_\_\_ 7, at UT (9/13/25)  
 Tackles for loss \_\_\_\_\_ 1, vs. UTM (9/6/25)  
 Pass breakup \_\_\_\_\_ 1, at USU (8/30/25)  
 QB hurry \_\_\_\_\_ 1, at USU (8/30/25)

## JET THOMPSON (WR)

Kickoff Returns \_\_\_\_\_ 3, vs. UTM (9/6/25)  
 Kickoff Yards \_\_\_\_\_ 63, vs. UTM (9/6/25)  
 Long KOR \_\_\_\_\_ 25, vs. UTM (9/6/25)  
 All-purpose yards \_\_\_\_\_ 63, vs. UTM (9/6/25)

## TJ TILLMAN (CB)

Tackles \_\_\_\_\_ 3, at MSU (11/15/25)

## MARCUS TORRES (WR)

Receptions \_\_\_\_\_ 2, vs. ULM (9/20/25)  
 Receiving Yards \_\_\_\_\_ 14, vs. ULM (9/20/25)  
 Long reception \_\_\_\_\_ 8, vs. ULM (9/20/25)  
 All-purpose yards \_\_\_\_\_ 8, vs. ULM (9/20/25)



# UTEP INDIVIDUAL CAREER HIGHS

## DARNELL WILLIAMS (S)

Tackles \_\_\_\_\_ 1, at SH (10/15/25)

## ERIC WILLIS III (WR)

Points Scored \_\_\_\_\_ 6, vs. JSU (11/8/25)  
 Receptions \_\_\_\_\_ 5, 2x, last at MSU (11/18/25)  
 Receiving Yards \_\_\_\_\_ 45, at MSU (11/18/25)  
 Long reception \_\_\_\_\_ 43, at SH (10/15/25)  
 Receiving TDs \_\_\_\_\_ 1, vs. JSU (11/8/25)  
 Rush attempts \_\_\_\_\_ 1, at UT (9/13/25)  
 Rush yards \_\_\_\_\_ 4, at UT (9/13/25)  
 Long rush \_\_\_\_\_ 4, at UT (9/13/25)  
 Punt Returns \_\_\_\_\_ 3, at SH (10/15/25)  
 Punt Return Yards \_\_\_\_\_ 24, vs. ULM (9/20/25)  
 Long PR \_\_\_\_\_ 23, vs. ULM (9/20/25)  
 Kickoff Returns \_\_\_\_\_ 1, vs. LU (10/8/25)  
 Kickoff Return Yards \_\_\_\_\_ 23, vs. LU (10/8/25)  
 Long KOR \_\_\_\_\_ 23, vs. LU (10/8/25)  
 All-purpose yards \_\_\_\_\_ 68, at SH (10/15/25)

## DAVID WILSON (DB)

Tackles \_\_\_\_\_ 1, vs. UTM (9/6/25)

## HAHSAUN WILSON (RB)

Points Scored \_\_\_\_\_ 6, vs. UTM (9/6/25)  
 Rush attempts \_\_\_\_\_ 8, vs. UTM (9/6/25)  
 Rushing yards \_\_\_\_\_ 117, vs. UTM (9/6/25)  
 Rush TD \_\_\_\_\_ 1, vs. UTM (9/6/25)  
 Long rush \_\_\_\_\_ 94, vs. UTM (9/6/25)  
 Receptions \_\_\_\_\_ 2, vs. LU (10/8/25)  
 Receiving Yards \_\_\_\_\_ 24, vs. ULM (9/20/25)  
 Long reception \_\_\_\_\_ 24, vs. ULM (9/20/25)  
 Total Offense \_\_\_\_\_ 117, vs. UTM (9/6/25)  
 All-purpose yards \_\_\_\_\_ 117, vs. UTM (9/6/25)



## JAYDEN WILSON (LB)

Tackles \_\_\_\_\_ 16, vs. LU (10/8/25)  
 Sacks \_\_\_\_\_ 0.5, vs. LT (9/27/25)  
 Tackles for loss \_\_\_\_\_ 2.0, vs. LU (10/8/25)  
 QB hurries \_\_\_\_\_ 2, at MSU (11/15/25)  
 Interceptions \_\_\_\_\_ 1, at KSU (10/28/25)  
 Forced fumble \_\_\_\_\_ 1, 2x, last at KSU (10/28/25)  
 Fumble recovery \_\_\_\_\_ 1, vs. LT (9/27/25)



# UTEP FOOTBALL 2025 RECAPS

## Game #1

	<b>UTEP</b> (0-1, 0-0)	<b>16</b>
	Utah State (1-0, 0-0)	<b>28</b>

Logan, Utah • Merlin Olsen Field (16,448)  
Aug. 30, 2025

UTEP took a lead late in the first quarter after Malachi Nelson's 34-yard touchdown pass to Kenny Odom, but Utah State would go on to outscore the Miners 25-9 on its way to a 28-16 final on Aug. 30 in Merlin Olsen Field at Maverik Stadium.

UTEP (0-1) struggled on offense, gaining 284 yards of total offense on 72 plays, while Utah State (1-0) tallied 360 yards on 61 plays. The Miners tallied 19 first downs to the Aggies' 18.

Nelson, who made his first collegiate start, finished the game 22-of-34 passing for 178 yards, a touchdown and an interception. Odom recorded a career-high nine receptions for 97 yards and a touchdown. Overall, Odom had 113 all-purpose yards after gaining 16 on two carries. Eric Willis III, who made his Miner debut, hauled in five receptions for 35 yards.

Defensively, multiple student-athletes make their UTEP debut. Joshua Rudolph tallied eight tackles, tied for second most on the night, and had a half sack. Ashaad Hall posted 2.0 sacks, while Udoka Ezeani tallied a sack and seven tackles. Micah Davey finished with eight tackles and a sack.

The defense racked up six sacks, while returnee Xavier Smith led the defense with nine tackles. Redshirt freshman Elijah Baldwin tallied his first career sack with 1.5.

Utah State opened the contest with an early 3-0 lead following a Tanner Rinker 49-yard field goal at the 9:48 mark. The Aggies drove 49 yards on 10 plays (5:09).

The Miners answered on their second possession when Nelson threw his first collegiate touchdown pass. He found Odom on a 34-yard toss that gave UTEP the lead. Carlos Arreola, in his UTEP debut, hit the PAT for a 7-3 advantage at the 4:30 mark of the first quarter. Nelson led the "Blue Blaze" on a 61-yard drive on four plays that took only 1:08 off the clock.

### SCORE BY QUARTERS

TEAM	1ST	2ND	3RD	4TH	TOTAL
UTEP	7	3	0	6	16
USU	10	10	8	0	28

### QTR TIME SCORING PLAY

1st	09:48	USU - Rinker 49-yard FG, 10-49, 05:09
	04:30	UTEP - Odom 38-yard pass from Nelson (Arreola kick), 4-61, 01:08
	00:18	USU - Davis 58-yard rush (Rinker kick), 1-58, 00:12
2nd	08:36	USU - Rinker 28-yard FG, 12-62, 04:52
	01:56	USU - Lane 52-yard pass from Barnes (Rinker kick), 5-80, 01:43
	00:02	UTEP - Arreola 42-yard FG, 11-56, 01:49
3rd	08:35	USU - Barnes 12-yard rush (Garcia rush), 6-93, 02:37
4th	13:48	UTEP - Emory 2-yard rush (Odom pass from Nelson failed), 7-69, 02:29

### TEAM STATISTICS

	UTEP	USU
First Downs	19	18
Rushing Attempts-Yards	35-103	33-127
Passing Yards	181	233
Passes	23-37-1	19-28-0
Total Offense	284	360
Punt Returns-Yards	5-24	5-22
Kickoff Returns-Yards	3-49	2-35
Punts-Average	9-47.6	7-47.4
Fumbles-Lost	0-0	0-0
Penalties-Yards	7-63	11-73
Time of Possession	29:23	30:37



### UTEP Leaders

Passing	C-A-I	YDS	TD	LG
Nelson	22-34-1	178	1	34
Rushing	ATT.	YDS	TD	LG
Thomas	16	36	0	17
Emory	6	31	1	11
Receiving	Rec.	YDS	TD	LG
Odom	9	97	1	34
Willis III	5	35	0	14
Tackles	U-A-T	Sack-YD	TFL-YD	INT
Smith	4-5-9	0.0-0	0.0-1	0
Rudolph	3-5-8	0.5-2	1.0-3	0

### USU Leaders

Passing	C-A-I	YDS	TD	LG
Barnes	19-28-0	233	1	52
Rushing	ATT.	YDS	TD	LG
Davis	12	88	1	58
Barnes	15	29	1	18
Receiving	Rec.	YDS	TD	LG
Davis	6	61	0	30
Pegan	5	38	0	14
Tackles	U-A-T	Sack-YD	TFL-YD	QBH
Avinger	8-3-11	0.0-0	0.0-0	0
Miller	3-7-10	1.0-7	1.5-8	1

## Game #2

	UT Martin (0-2, 0-0)	<b>17</b>
	<b>UTEP</b> (1-1, 0-0)	<b>42</b>

El Paso, Texas • Sun Bowl Stadium (31,112)  
Sept. 6, 2025

Malachi Nelson threw four touchdowns, Hahsaun Wilson rushed for 117 yards, including breaking off the longest play from scrimmage in program history, Ashton Emory totaled three touchdowns, Kenny Odom (124) and Toric Goins Jr. (105) each hit the century mark in receiving yards, and Micah Davey racked up 14 tackles to lead UTEP in a dominant 42-17 victory over UT Martin in front of 31,112 rowdy fans in the Sun Bowl on Sept. 6.

The Miners (1-1) won their first home opener in two years while the "Blue Blaze" offense amassed 472 yards of total offense, the most during the Scotty Walden era. The Miners scored four touchdowns on their first six drives on the way to staking a commanding 28-7 halftime lead. UTEP extended its cushion to as many as 32 (42-10) before settling for the 25-point triumph. It marked the largest victory since 2022.

The Skyhawks, who had won 34 games in their previous four years, dropped to 0-2 on the season.

UTEP rushed for 194 yards on 25 attempts (7.8 avg.), but it was a much different story for the visitors. The "Orange Swarm" defense shut down the UTM ground attack, allowing only 76 yards on 40 rush attempts (1.9 avg.). It was the fewest rushing yards by a Miners' opponent with at least 40 attempts since 1971.

Nelson finished the night 14-of-26 with career highs in passing yards (278) and touchdown tosses (four). He was only sacked once, while he completed a career-long 74-yard touchdown strike to Odom in the third quarter.

Wilson highlighted the evening with a 94-yard scoring sprint, the longest play from scrimmage in program history.

### SCORE BY QUARTERS

TEAM	1ST	2ND	3RD	4TH	TOTAL
UTM	0	7	3	7	17
UTEP	7	21	14	0	42

### QTR TIME SCORING PLAY

1st	11:34	UTEP - Emory 2-yard rush (Arreola kick), 4-25, 00:50
2nd	14:48	UTM - Bailey 11-yard rush (Hechter kick), 5-33, 02:02
	12:27	UTEP - Goins Jr. 48-yard pass from Nelson (Arreola kick), 6-76, 02:07
	08:02	UTEP - Emory 8-yard pass from Nelson (McConnell rush), 6-76, 02:35
	05:00	UTEP - Wilson 94-yard rush (Arreola kick blocked), 2-96, 00:35
3rd	07:21	UTM - Hechter 21-yard FG, 13-68, 06:14
	06:25	UTEP - Odom 74-yard pass from Nelson (Arreola kick), 2-70, 00:48
	03:11	UTEP - Emory 12-yard pass from Nelson (Arreola kick), 4-34, 01:15
4th	12:07	UTM - Wilson 20-yard pass from Bauer (Hechter kick), 12-79, 05:58

### TEAM STATISTICS

	UTM	UTEP
First Downs	19	14
Rushing Attempts-Yards	40-76	25-194
Passing Yards	295	278
Passes	24-36-0	15-29-0
Total Offense	371	472
Punt Returns-Yards	5-31	2-23
Kickoff Returns-Yards	5-294	3-64
Punts-Average	6-47.0	5-50.0
Fumbles-Lost	1-1	1-1
Penalties-Yards	6-35	4-40
Time of Possession	38:48	21:12

### UTEP Leaders

Passing	C-A-I	YDS	TD	LG
Nelson	14-26-0	278	4	74
Rushing	ATT.	YDS	TD	LG
Wilson	8	117	1	94
Locklear	3	37	0	63
Receiving	Rec.	YDS	TD	LG
Odom	5	124	1	74
Goins Jr.	3	105	1	49
Tackles	U-A-T	Sack-YD	TFL-YD	QBH
Davey	8-6-14	0.0-0	0.0-0	1
Content	2-7-9	0.0-0	0.0-0	0


### UTM Leaders

Passing	C-A-I	YDS	TD	LG
Berry	10-17-0	75	0	27
Rushing	ATT.	YDS	TD	LG
Lambson	20	183	2	46
Berry	13	53	0	21
Receiving	Rec.	YDS	TD	LG
Mitchell	3	62	1	40
Carr	2	32	0	27
Tackles	U-A-T	Sack-YD	TFL-YD	FF
Dawkins	5-4-9	1.0-6	2.5-8	1
Stevenson	6-2-8	0.0-0	0.0-0	0



# UTEP FOOTBALL 2025 RECAPS

## Game #3

	<b>UTEP</b> (1-2, 0-0)	<b>10</b>
	<b>#7 Texas</b> (2-1, 0-0)	<b>27</b>

Austin, Texas • DKR (102,025)  
Sept. 13, 2025

The UTEP football team battled #7 Texas on virtually even terms for the first two periods on Saturday, before the Longhorns slowly pulled away in the second half for a 27-10 victory on a hot and humid Saturday afternoon in Austin.

The loss overshadowed a tremendous performance by a UTEP defense that appeared to strengthen as the game went on. The Miners (1-2) yielded 100 yards in the first quarter, 87 in the second, 67 in the third and 86 in the fourth. El Pasoans scored all of UTEP's points, as Carlos Arreola connected on a field goal and Shay Smith rushed for a touchdown.

The 27 points were the fewest scored by Texas against UTEP since 1933 (22), and the second-fewest totaled by the Longhorns in the all-time, seven-game series with the Miners. The 17-point margin of victory was also the second-lowest by Texas versus UTEP, surpassed only by a 16-point cushion (22-6) in 1933. UTEP allowed 340 yards, the lowest against the Longhorns in the modern era.

"We played extremely physical and hard," Walden said. "I'm very proud of this football team. I'm extremely proud of the effort that I saw on defense, extremely proud of the finish by the offense. I am extremely proud of the way we finished the game with a touchdown and that says a lot about our character. The defense also played lights out and held strong. [Texas] had to earn everything they got."

Texas (2-1) fielded a defense that was equally as stout on Saturday, limiting UTEP to 259 yards and keeping the Miners out of the end zone until El Paso's own Smith rambled for a two-yard TD late in the fourth quarter.

Texas led 14-3 at the break. But the lead was only 7-3 until Arch Manning rushed for a five-yard touchdown with one second remaining in the half. That capped a seven-play, 40-yard drive that provided a little separation between the UT system programs.

### SCORE BY QUARTERS

TEAM	1ST	2ND	3RD	4TH	TOTAL
UTEP	0	3	0	7	10
UT	7	7	6	7	27

### QTR TIME SCORING PLAY

1st	05:26	UT - Manning 2-yard rush (Shipley kick), 9-53, 04:56
2nd	01:55	UTEP - Arreola 39-yard FG, 7-56, 02:10
	00:01	UT - Manning 5-yard rush (Shipley kick), 7-40, 00:53
3rd	07:50	UT - Shipley 31-yard FG, 9-25, 04:55
	01:41	UT - Shipley 30-yard FG, 10-37, 05:00
4th	10:52	UT - Wingo 4-yard pass from Manning (Shipley kick), 8-47, 03:40
	01:57	UTEP - Smith 2-yard rush (Arreola kick), 7-87, 02:56

### TEAM STATISTICS

	UTEP	UT
First Downs	13	23
Rushing Attempts-Yards	23-50	56-226
Passing Yards	209	114
Passes	24-36-2	11-25-1
Total Offense	259	340
Punt Returns-Yards	2-5	3-72
Kickoff Returns-Yards	1-0	3-43
Punts-Average	5-42.0	4-47.8
Fumbles-Lost	0-0	1-0
Penalties-Yards	6-33	7-78
Time of Possession	21:41	36:47


### UTEP Leaders

<b>Passing</b>	<b>C-A-I</b>	<b>YDS</b>	<b>TD</b>	<b>LG</b>
Nelson	24-36-2	209	0	43
<b>Rushing</b>	<b>ATT.</b>	<b>YDS</b>	<b>TD</b>	<b>LG</b>
Wilson	6	39	0	30
Emory	11	5	0	3
<b>Receiving</b>	<b>Rec.</b>	<b>YDS</b>	<b>TD</b>	<b>LG</b>
Tate	6	64	0	43
Goins Jr.	5	63	0	23
<b>Tackles</b>	<b>U-A-T</b>	<b>Sack-YD</b>	<b>TFL-YD</b>	<b>INT</b>
Davey	3-6-9	0.0-0	0.5-1	0
Wilson	4-4-8	0.0-0	1.5-7	0

### UT Leaders

<b>Passing</b>	<b>C-A-I</b>	<b>YDS</b>	<b>TD</b>	<b>LG</b>
Manning	11-25-1	114	1	23
<b>Rushing</b>	<b>ATT.</b>	<b>YDS</b>	<b>TD</b>	<b>LG</b>
Simon	17	67	0	13
Gibson	18	64	0	10
<b>Receiving</b>	<b>Rec.</b>	<b>YDS</b>	<b>TD</b>	<b>LG</b>
Wingo	3	32	1	15
Clark	2	32	0	23
<b>Tackles</b>	<b>U-A-T</b>	<b>Sack-YD</b>	<b>TFL-YD</b>	<b>INT</b>
Lefau	2-5-7	0.0-0	1.0-3	0
Taaffe	4-2-6	0.0-0	0.0-0	0

## Game #4

	<b>ULM</b> (2-1, 0-0)	<b>31</b>
	<b>UTEP</b> (1-3, 0-0)	<b>25</b>

El Paso, Texas • Sun Bowl Stadium (15,272)  
Sept. 20, 2025

Malachi Nelson became the first Miner quarterback to surpass 400 yards in passing in 16 years, but the UTEP football team's rally came up short in a 31-25 setback at the hands of ULM in the Sun Bowl Saturday night.

The Warhawks (2-1) took a commanding 31-7 advantage midway through the third quarter before UTEP (1-3) started to mount a comeback. Carlos Arreola started it with a 27-yard field goal to cut the deficit to 21 (31-10) heading to the fourth quarter.

Nelson then connected with Wondame Davis Jr. on a 44-yard strike to bring the Orange and Blue a bit closer. A two-point conversion toss to Hahsaun Wilson made it a 13-point game. After another stop, Nelson found Davis Jr. from 20 yards out to cut the deficit to six.

Nelson threw for a career-best 404 yards on 22-of-46 passing and three touchdowns. He became the first UTEP QB to eclipse 400 yards since Trevor Vittoe did so in 2009. Davis Jr. produced breakout numbers as the redshirt freshman, who had one catch for seven yards in his career, gained 119 yards on six catches and two scores.

The Miners gained 442 yards of total offense, while the Warhawks put up 399 yards, including a staggering 250 yards rushing on 42 attempts (6.0 avg.). The Miners only gained 33 yards on 28 carries (1.2 avg.)

On the game's first possession, the Miners drove the ball to the ULM 4 before giving up the ball on a turnover on downs.

### SCORE BY QUARTERS

TEAM	1ST	2ND	3RD	4TH	TOTAL
ULM	14	10	7	0	31
UTEP	7	0	3	15	25

### QTR TIME SCORING PLAY

1st	07:44	ULM - Godfrey 12-yard pass from Armenta (Stagg kick), 3-96, 01:37
	07:27	UTEP - Tate 73-yard pass from Nelson (Arreola kick), 1-73, 00:12
	02:31	ULM - McReynolds 40-yard rush (Stagg kick), 2-77, 00:49
2nd	12:42	ULM - Bibbs 35-yard pass from Armenta (Stagg rush), 6-74, 03:07
	05:40	ULM - Stagg 44-yard FG, 10-49, 05:15
3rd	07:53	ULM - Herring 1-yard rush (Stagg kick), 6-27, 03:20
	05:39	UTEP - Arreola 27-yard FG, 9-78, 02:09
4th	13:31	UTEP - Davis Jr. 44-yard pass from Nelson (Wilson pass from Nelson), 3-67, 01:21
	06:00	UTEP - Davis Jr. 20-yard pass from Nelson (Arreola kick), 8-77, 02:35

### TEAM STATISTICS

	ULM	UTEP
First Downs	18	21
Rushing Attempts-Yards	42-250	28-33
Passing Yards	149	409
Passes	9-15-0	23-50-2
Total Offense	399	442
Punt Returns-Yards	0-0	2-24
Kickoff Returns-Yards	0-0	6-53
Punts-Average	6-39.0	3-42.0
Fumbles-Lost	1-0	0-0
Penalties-Yards	12-98	8-80
Time of Possession	31:51	28:09

### UTEP Leaders

<b>Passing</b>	<b>C-A-I</b>	<b>YDS</b>	<b>TD</b>	<b>LG</b>
Nelson	22-46-2	404	3	73
<b>Rushing</b>	<b>ATT.</b>	<b>YDS</b>	<b>TD</b>	<b>LG</b>
Wilson	10	21	0	6
Emory	6	19	0	8
<b>Receiving</b>	<b>Rec.</b>	<b>YDS</b>	<b>TD</b>	<b>LG</b>
Tate	7	133	1	73
Davis Jr.	6	119	2	44
<b>Tackles</b>	<b>U-A-T</b>	<b>Sack-YD</b>	<b>TFL-YD</b>	<b>QBH</b>
Campbell	3-8-11	0.0-0	0.5-1	1
Barnes	4-4-8	0.0-0	0.0-0	0


### ULM Leaders

<b>Passing</b>	<b>C-A-I</b>	<b>YDS</b>	<b>TD</b>	<b>LG</b>
Armenta	8-14-0	136	2	37
<b>Rushing</b>	<b>ATT.</b>	<b>YDS</b>	<b>TD</b>	<b>LG</b>
McReynolds	18	107	1	40
Lewis	5	79	0	72
<b>Receiving</b>	<b>Rec.</b>	<b>YDS</b>	<b>TD</b>	<b>LG</b>
Godfrey	2	49	1	37
Bibbs	2	38	1	35
<b>Tackles</b>	<b>U-A-T</b>	<b>Sack-YD</b>	<b>TFL-YD</b>	<b>BU</b>
Faunroy	3-4-7	0.0-0	0.5-1	1
Flemmings	2-5-7	0.0-0	1.0-1	0



# UTEP FOOTBALL 2025 RECAPS

## Game #5

 <b>LA Tech (4-1, 2-0)</b>	<b>30</b>
<b>UTEP (1-4, 0-1)</b>	<b>11</b>

**El Paso, Texas • Sun Bowl Stadium (13,013)  
Sept. 27, 2025**

UTEP's defense recorded five sacks, recovered three fumbles and posted its first interception of the year en route to holding LA Tech to an opponent season-low 232 yards, but the Miners' offense couldn't quite get on track in a 30-11 setback in their Conference USA opener and 93rd Homecoming Game at Sun Bowl Stadium on Saturday night.

It marks the second straight year that UTEP (1-4, 0-1 CUSA) limited the Bulldogs (4-1, 2-0 CUSA) to fewer than 300 yards of total offense. It was a competitive first half, with the Orange and Blue down just a score (7-0) heading into the locker room. UTEP remained within striking distance (10-0) through three quarters of play before LA Tech pulled away down the stretch.

The three recovered fumbles by the Miners were the most since they also came up with a trio against no. 22 Liberty on Nov. 25, 2023. UTEP added a season-high five pass breakups, to go along with the interception by Justin Content. Furthermore, the five sacks marked the third time this year the Orange and Blue posted four or more in a game.

Content (career-high 13), Micah Davey (12) and Neil Campbell (10) all reached double figures in tackles, while Jayden Wilson (season-most nine) and Xavier Smith (eight) were heavily involved as well. Udoka Ezeani forced two fumbles and had a career-high 2.0 sacks. Wilson had both a force and a recovery that he rambled for 34 yards late in the first half. Davey and Solo Barnes also had recoveries.

UTEP had some good moments offensively and finished with 273 total yards, including 135 during a big fourth quarter where it produced 11 points, but it wasn't enough to mount a comeback. Tanner Cragun connected on a 38-yard field goal, the first of his UTEP career, to get UTEP on the board. The Miners then made it a two-possession game (24-11) after a touchdown and two-point conversion with 3:34 left, but LA Tech recovered the ensuing onside kick to snuff out the rally.

### SCORE BY QUARTERS

TEAM	1ST	2ND	3RD	4TH	TOTAL
LT	7	0	3	20	30
UTEP	0	0	0	11	11

### QTR TIME SCORING PLAY

1st	06:14	LT - Singleton Jr. 5-yard pass from Baker (Henderson kick), 10-60, 04:24
3rd	05:47	LT - Henderson 37-yard FG, 4-7, 01:49
4th	14:55	UTEP - Cragun 38-yard FG, 14-54, 05:52
	10:22	LT - Foster 67-yard interception return (Henderson kick), 00:08
	04:58	LT - Thevenin 4-yard rush (Henderson kick), 6-42, 03:26
	03:34	UTEP - Davis Jr. 35-yard pass from Locklear (Schuchts pass from Locklear), 4-75, 01:24
	01:44	LT - Jackson Jr. 23-yard interception return (Chance rush failed), 00:09

### TEAM STATISTICS

	LT	UTEP
First Downs	16	15
Rushing Attempts-Yards	42-95	29-126
Passing Yards	137	147
Passes	18-26-1	22-44-5
Total Offense	232	273
Punt Returns-Yards	2--1	2-13
Kickoff Returns-Yards	1-27	0-0
Punts-Average	6-49.2	5-38.6
Fumbles-Lost	3-3	1-0
Penalties-Yards	5-49	5-50
Time of Possession	32:15	27:45

### UTEP Leaders

Passing	C-A-I	YDS	TD	LG
Nelson	18-38-4	73	0	10

Rushing	ATT.	YDS	TD	LG
Emory	11	50	0	13
Wilson	7	28	0	12

Receiving	Rec.	YDS	TD	LG
Schuchts	4	21	0	11
Willis III	4	11	0	6

Tackles	U-A-T	Sack-YD	TFL-YD	INT-YD
Content	7-6-13	0.0-0	0.0-0	1-0
Davey	3-9-12	0.0-0	1.0-3	0-0

### LT Leaders


Passing	C-A-I	YDS	TD	LG
Baker	18-26-1	137	1	27

Rushing	ATT.	YDS	TD	LG
Thevenin	19	68	1	14
Wiggins	9	37	0	9

Receiving	Rec.	YDS	TD	LG
Singleton Jr.	5	33	1	9
Jackson	3	44	0	27

Tackles	U-A-T	Sack-YD	TFL-YD	INT-YD
Fields	5-3-8	0.0-0	0.5-1	0-0
Jackson Jr.	4-2-6	0.0-0	1.5-2	1-23

## Game #6

 <b>Liberty (2-4, 1-1)</b>	<b>19</b>
<b>UTEP (1-5, 0-2)</b>	<b>8</b>

**El Paso, Texas • Sun Bowl Stadium (9,286)  
Oct. 8, 2025**

UTEP's Jayden Wilson (16), Neil Campbell (14) and Micah Davey (12) hit double figures in tackles, but Liberty put up over 400 yards of total offense as the Flames defeated the Miners, 19-8, on Wednesday night's "Weekday CUSA".

UTEP (1-5, 0-2 Conference USA) mustered up only 167 yards of total offense. Skyler Locklear, who got the nod to start under center, ran for a team-high 58 yards and a touchdown, while throwing for 90 (9-17) and a pair of interceptions. The Miners struggled with nine first downs and finished 3-of-15 on third-down conversions.

Liberty (2-4, 1-1 CUSA) snapped a four-game losing streak as Ethan Vasko threw for 243 yards (19-33) and rushed for 31 and a score. Vaughn Blue had a game-high 75 yards rushing on 17 carries. Jay Billingsley connected on 4-of-5 field goals, including a long make of 50 yards. The Flames ran 83 plays to the Miners' 52.

The Miners finished their home stand 0-3.

The "Orange Swarm" defense yielded the Flames to only 3-of-18 on third-down conversions. However, they allowed 4-of-5 fourth-down conversions. Wilson and Campbell each racked up career-highs in tackles. For Campbell, it's his third consecutive double-digit tackle effort. Wilson recorded a collegiate career best in tackles, while Davey posted 12 for the second straight game and has a team-best 63 on the season.

Liberty got on the board first, following a 94-yard, 12-play drive that resulted in a Vasko two-yard touchdown, followed by the PAT to go up 7-0 at the 6:21 mark. The drive took over six minutes.

### SCORE BY QUARTERS

TEAM	1ST	2ND	3RD	4TH	TOTAL
LU	7	6	6	0	19
UTEP	0	0	0	8	8

### QTR TIME SCORING PLAY

1st	06:21	LU - Vasko 2-yard rush (Billingsley kick), 12-94, 06:32
2nd	14:53	LU - Billingsley 27-yard FG, 11-62, 04:23
	08:25	LU - Billingsley 29-yard FG, 11-45, 05:10
3rd	11:18	LU - Billingsley 50-yard FG, 9-43, 03:42
	07:27	LU - Billingsley 41-yard FG, 6-38, 02:42
4th	11:39	UTEP - Locklear 13-yard rush (Schuchts pass from Smith), 8-65, 03:16

### TEAM STATISTICS

	LU	UTEP
First Downs	22	9
Rushing Attempts-Yards	50-160	25-56
Passing Yards	243	111
Passes	19-33-0	13-27-2
Total Offense	403	167
Punt Returns-Yards	4-4	1-0
Kickoff Returns-Yards	0-0	2-25
Punts-Average	4-37.8	8-45.8
Fumbles-Lost	0-0	0-0
Penalties-Yards	6-57	3-40
Time of Possession	39:57	20:03

### UTEP Leaders

Passing	C-A-I	YDS	TD	LG
Locklear	9-17-2	90	0	44

Rushing	ATT.	YDS	TD	LG
Locklear	8	58	1	15
McCoy	4	10	0	6

Receiving	Rec.	YDS	TD	LG
Odum	3	53	0	44
Schuchts	3	18	0	9

Tackles	U-A-T	Sack-YD	TFL-YD	QBH
Wilson	5-11-16	0.0-0	2.0-3	1
Campbell	8-6-14	0.0-0	0.0-0	0

### LU Leaders

Passing	C-A-I	YDS	TD	LG
Vasko	19-33-0	243	0	31

Rushing	ATT.	YDS	TD	LG
Blue	17	75	0	16
Williams	12	36	0	12

Receiving	Rec.	YDS	TD	LG
Person	5	52	0	13
Gray	3	63	0	29

Tackles	U-A-T	Sack-YD	TFL-YD	QBH
Carter	2-9-11	0.0-0	1.0-1	1
Pirolli	1-4-5	0.0-0	0.0-0	0



# UTEP FOOTBALL 2025 RECAPS

## Game #7

	<b>UTEP (2-5, 1-2)</b>	<b>35</b>
	<b>Sam Houston (0-7, 0-4)</b>	<b>17</b>

**Houston, Texas • Shell Energy Stadium (4,657)**  
**Oct. 15, 2025**

Skyler Locklear completed 21-of-26 passes for 236 yards and Ashten Emory rushed for a career-high 96 yards, leading UTEP to a 35-17 win at Sam Houston on Wednesday night.

The Miners (2-5, 1-2 CUSA) emphatically stamped out a four-game losing streak in their first road game in over a month. The Bearkats fell to 0-7, 0-4 in CUSA while playing their home games at Shell Energy Stadium in Houston.

The game was closely contested heading into the fourth quarter, but the Miners pulled away with back-to-back touchdown drives — including a 34-yard rushing score by Emory that put the game on ice following a Bearkats turnover on downs.

The Miners posted 411 yards of offense to the Bearkats' 398. But the tables really turned in the second half, when UTEP compiled 236 yards to Sam Houston's 146 while outscoring the home team 21-7.

Wondame Davis Jr. (three catches-79 yards) and Kenny Odom (10 receptions for 67 yards) also had big games for the Miner offense. Micah Davey tied a season best with 14 tackles for the defense, which tallied five tackles for losses and three sacks. Five of the Bearkats' seven drives in the second half produced eight yards or fewer.

Sam Houston scored first. Following a three-and-out from the Miners on their first offensive series, the Bearkats moved 99 yards on eight plays and took a 7-0 lead on a 20-yard pass from Hunter Watson to Malik Phillips.

UTEP knotted the score, 7-7, on Locklear's four-yard touchdown pass to Josh Schuchts with 2:52 remaining in the opening period. It was Schuchts' first collegiate TD. The key play on the three-play, 50-yard drive was Locklear's 43-yard connection with Eric Willis III on first down.

### SCORE BY QUARTERS

TEAM	1ST	2ND	3RD	4TH	TOTAL
UTEP	7	7	7	14	35
SH	7	3	7	0	17

### QTR TIME SCORING PLAY

1st	09:25	SH - Phillips 20-yard pass from Watson (Pavon kick), 8-99, 03:50
	02:52	UTEP - Schuchts 4-yard pass from Locklear (Arreola kick), 3-50, 01:07
2nd	12:06	UTEP - Locklear 2-yard rush (Arreola kick), 9-86, 03:38
	07:27	SH - Pavon 26-yard FG, 10-77, 04:32
3rd	06:20	UTEP - Locklear 15-yard rush (Arreola kick), 10-67, 03:41
	03:03	SH - Adkism 13-yard from Mettauer (Pavon kick), 6-90, 03:09
4th	07:05	UTEP - Odom 20-yard pass from Locklear (Arreola kick), 8-91, 03:24
	05:54	UTEP - Emory 34-yard rush (Arreola kick), 1-34, 00:08

### TEAM STATISTICS

	UTEP	SH
First Downs	19	20
Rushing Attempts-Yards	34-175	40-159
Passing Yards	236	239
Passes	21-26-1	22-36-0
Total Offense	411	398
Punt Returns-Yards	3-3	0-0
Kickoff Returns-Yards	1-22	5-99
Punts-Average	3-50.0	4-43.0
Fumbles-Lost	1-1	2-1
Penalties-Yards	7-60	6-65
Time of Possession	24:35	35:25

### UTEP Leaders

<b>Passing</b>	<b>C-A-I</b>	<b>YDS</b>	<b>TD</b>	<b>LG</b>
Locklear	21-26-1	236	2	43
<b>Rushing</b>	<b>ATT.</b>	<b>YDS</b>	<b>TD</b>	<b>LG</b>
Emory	15	96	1	34
Locklear	13	48	2	21
<b>Receiving</b>	<b>Rec.</b>	<b>YDS</b>	<b>TD</b>	<b>LG</b>
Odom	10	67	1	26
Davis Jr.	3	79	0	36
<b>Tackles</b>	<b>U-A-T</b>	<b>Sack-YD</b>	<b>TFL-YD</b>	<b>INT</b>
Davey	13-1-14	0.0-0	1.0-1	0
Johnson	4-4-8	0.5-3	1.0-4	0

### SH Leaders

<b>Passing</b>	<b>C-A-I</b>	<b>YDS</b>	<b>TD</b>	<b>LG</b>
Watson	13-19-0	161	1	24
<b>Rushing</b>	<b>ATT.</b>	<b>YDS</b>	<b>TD</b>	<b>LG</b>
Brown	13	110	0	63
McCaskill	11	52	0	12
<b>Receiving</b>	<b>Rec.</b>	<b>YDS</b>	<b>TD</b>	<b>LG</b>
Brown	6	39	0	14
Reed	3	51	0	24
<b>Tackles</b>	<b>U-A-T</b>	<b>Sack-YD</b>	<b>TFL-YD</b>	<b>INT</b>
Fish	5-6-11	0.0-0	0.0-0	0
Bailey	6-2-8	0.0-0	0.0-0	0

## Game #8

	<b>UTEP (2-6, 1-3)</b>	<b>20</b>
	<b>Kennesaw State (6-2, 4-0)</b>	<b>33</b>

**Kennesaw, Ga. • Fifth Third Stadium (11,040)**  
**Oct. 28, 2025**

Chase Belcher rushed for 113 yards, including the game-clinching touchdown with 1:10 to play, and Kennesaw State withstood a dominant performance by the UTEP defense in a 33-20 victory over the Miners on Tuesday night.

The Owls became bowl eligible with a 6-2 record and remained atop the Conference USA standings with a 4-0 record. But they had to fight for this one against the Miners (2-6, 1-3 CUSA), who led 20-16 late in the third quarter but couldn't hold on and spring the upset.

It was a game of streaks, as Kennesaw spurred to a 14-0 lead before the Miners went on a 20-2 run, and the Owls scored the game's final 17 points.

The Owls jumped in front 14-0 with their offense on the sideline. Tywon Christopher stripped Skyler Locklear deep in Miner territory and Caleb Offord pounced on the football, returning the fumble 23 yards to the end zone. Then, later in the first quarter, Gabriel Benyard picked up a 57-yard punt return for a touchdown, putting the Miners in an early two-possession hole.

The Miners struggled to get their offense untracked, picking up one first down on their first five possessions. But the UTEP offense shifted into high gear to start the second quarter, moving 86 yards on seven plays and reaching pay dirt on a 41-yard touchdown pass from Locklear to Josh Schuchts to cut the deficit in half.

The Miners capitalized on their third interception of the season (by Jayden Wilson) and converted with a 38-yard field goal by Tanner Cragun to make it a 14-10 game late in the second quarter.

The Miners took the lead to start the second half with an eight-play, 78-yard TD drive.

### SCORE BY QUARTERS

TEAM	1ST	2ND	3RD	4TH	TOTAL
UTEP	0	10	10	0	20
KSU	14	2	7	10	33

### QTR TIME SCORING PLAY

1st	13:16	KSU - Offord 23-yard fumble return (Williams kick), 00:36
	06:43	KSU - Benyard 57-yard punt return (Williams kick), 01:04
2nd	11:16	UTEP - Schuchts 41-yard pass from Locklear (Arreola kick), 7-86, 03:38
	03:21	UTEP - Cragun 38-yard FG, 12-38, 05:55
	01:31	KSU - Safety, 00:08
3rd	10:45	UTEP - Odom 27-yard pass from Locklear (Arreola kick), 8-78, 04:11
	03:48	UTEP - Cragun 26-yard FG, 11-53, 05:20
	02:24	KSU - Odom 5-yard rush (Williams kick), 4-73, 01:16
4th	11:32	KSU - Williams 30-yard FG, 8-33, 04:10
	01:10	KSU - Belcher 1-yard rush (Williams kick), 11-70, 05:22

### TEAM STATISTICS

	UTEP	KSU
First Downs	17	18
Rushing Attempts-Yards	43-135	39-150
Passing Yards	160	154
Passes	14-30-0	14-32-1
Total Offense	295	304
Punt Returns-Yards-TD	1-2-0	4-61-1
Kickoff Returns-Yards	4-59	5-76
Punts-Average	7-42.6	7-40.9
Fumbles-Lost	2-1	1-0
Penalties-Yards	7-75	4-49
Time of Possession	30:57	29:03

### UTEP Leaders

<b>Passing</b>	<b>C-A-I</b>	<b>YDS</b>	<b>TD</b>	<b>LG</b>
Locklear	14-29-0	160	2	41
<b>Rushing</b>	<b>ATT.</b>	<b>YDS</b>	<b>TD</b>	<b>LG</b>
Locklear	23	77	0	19
Emory	10	30	0	6
<b>Receiving</b>	<b>Rec.</b>	<b>YDS</b>	<b>TD</b>	<b>LG</b>
Odom	6	51	1	27
Schuchts	2	41	1	41
<b>Tackles</b>	<b>U-A-T</b>	<b>Sack-YD</b>	<b>TFL-YD</b>	<b>INT</b>
Davey	8-9-17	0.0-0	1.5-5	0
Wilson	5-4-9	0.0-0	0.5-1	1


### KSU Leaders

<b>Passing</b>	<b>C-A-I</b>	<b>YDS</b>	<b>TD</b>	<b>LG</b>
Odom	6-10-0	86	0	66
<b>Rushing</b>	<b>ATT.</b>	<b>YDS</b>	<b>TD</b>	<b>LG</b>
Belcher	24	113	1	14
Williams II	7	23	0	9
<b>Receiving</b>	<b>Rec.</b>	<b>YDS</b>	<b>TD</b>	<b>LG</b>
Bullock Jr.	4	29	0	11
Coppock	3	26	0	19
<b>Tackles</b>	<b>U-A-T</b>	<b>Sack-YD</b>	<b>TFL-YD</b>	<b>FF</b>
Christopher	5-7-12	0.0-0	1.0-1	1
Hopson	2-8-10	0.5-2	1.0-3	0



# UTEP FOOTBALL 2025 RECAPS

## Game #9

 <b>Jax State (6-3, 5-0)</b>	<b>30</b>
<b>UTEP (2-7, 1-4)</b>	<b>27</b>

**El Paso, Texas • Sun Bowl Stadium (9,536)  
Nov. 8, 2025**

Garrison Rippa's 45-yard field goal gave Jax State the go-ahead lead with 53 seconds remaining in the contest, and the Gamecocks rushed for 275 yards to help defeat UTEP, 30-27, on Saturday afternoon in Sun Bowl Stadium.

The Miners had a last chance to get into field goal range to try and tie the game, but Skyler Locklear's deep ball on a fourth-and-10 to Eric Willis III from UTEP's own 30 fell short with 27 seconds left in the game.

Overall, Jax State (6-3, 5-0 Conference USA) racked up 456 yards of total offense, the most allowed by the UTEP defense this season. UTEP (2-7, 1-4 CUSA) totaled 370 yards of total offense, while only converting 2-of-13 third downs. The Miners were 5-of-7 on fourth-down conversions, however.

Locklear accounted for four touchdowns (two rush, two pass), the second time he's done so this season (first time was at Sam Houston). Locklear added a career-high and team-best 82 yards on the ground and threw for a season-high 244 yards.

Wondame Davis Jr. had a monster game, putting up a career-best 166 yards on only five receptions (33.2 avg.), including a career-long 75-yard touchdown catch. Willis III added his first touchdown in a UTEP uniform.

Cam Cook, the nation's leading rusher, gained 127 yards on 19 carries (6.7 avg.) and a touchdown, while JSU QB Caden Creel cooked the Miners for 134 yards rushing on 13 carries (10.3 avg.). Creel added 181 yards passing and a 77-yard touchdown pass to Deondre Johnson.

Jax State got on the board on an 88-yard, four-play drive that resulted in a wide-open Johnson 77-yard touchdown pass from Creel. The Gamecocks took an early 7-0 edge following the made PAT by Rippa at the 11:07 mark.

### SCORE BY QUARTERS

TEAM	1ST	2ND	3RD	4TH	TOTAL
JSU	10	10	0	10	30
UTEP	7	6	7	7	27

### QTR TIME SCORING PLAY

1st	11:07	JSU - Johnson 77-yard pass from Creel (Rippa kick), 4-88, 01:29
	10:56	UTEP - Davis Jr. 75-yard pass from Locklear (Arreola kick), 1-75, 00:11
	00:53	JSU - Rippa 30-yard FG, 13-53, 04:12
2nd	08:12	JSU - Nix 93-yard INT return (Rippa kick), 03:07
	03:09	UTEP - Locklear 1-yard rush (Smith pass from McConnell failed), 14-75, 05:03
	00:39	JSU - Rippa 36-yard FG, 5-56, 02:30
3rd	06:34	UTEP - Locklear 10-yard rush (Arreola kick), 11-47, 05:42
4th	10:01	JSU - Cook 1-yard rush (Rippa kick), 8-64, 02:57
	02:15	UTEP - Willis III 19-yard pass from Locklear (Arreola kick), 5-74, 01:45
	00:53	JSU - Rippa 45-yard FG, 6-46, 01:22

### TEAM STATISTICS

	JSU	UTEP
First Downs	23	20
Rushing Attempts-Yards	39-275	37-126
Passing Yards	181	244
Passes	15-31-1	16-32-1
Total Offense	456	370
Punt Returns-Yards	0-0	1-18
Kickoff Returns-Yards	1-14	0-0
Punts-Average	3-35.3	4-54.0
Fumbles-Lost	0-0	2-0
Penalties-Yards	11-66	5-50
Time of Possession	30:27	29:33


### UTEP Leaders

Passing	C-A-I	YDS	TD	LG
Locklear	16-32-1	244	2	75
Rushing	ATT.	YDS	TD	LG
Locklear	17	82	2	13
Emory	10	37	0	13
Receiving	Rec.	YDS	TD	LG
Davis Jr.	5	166	1	75
Odum	4	24	0	11
Tackles	U-A-T	Sack-YD	TFL-YD	QBH
Davey	7-6-13	0.0-0	1.0-4	1
Smith	3-5-8	0.0-0	0.0-0	0

### JSU Leaders

Passing	C-A-I	YDS	TD	LG
Creel	15-31-1	181	1	77
Rushing	ATT.	YDS	TD	LG
Creel	13	134	0	37
Cook	19	127	1	51
Receiving	Rec.	YDS	TD	LG
Coombs	5	42	0	14
Rechsteiner	3	26	0	10
Tackles	U-A-T	Sack-YD	TFL-YD	QBH
Sanders	3-4-7	0.0-0	2.5-6	2
Carter	2-4-6	0.0-0	0.0-0	1

## Game #10

 <b>UTEP (2-8, 1-5)</b>	<b>24</b>
<b>Missouri State (7-3, 5-1)</b>	<b>38</b>

**Springfield, Mo. • Robert W. Plaster Stadium (13,298) Nov. 15, 2025**

Trailing 24-7 to Missouri State at halftime, the UTEP football team roared back with 17 unanswered points to knot the game heading to the fourth quarter. But Bears quarterback Jacob Clark connected with Tristian Gardner for the go-ahead, 12-yard TD with 11:09 remaining, spurring the Bears' 38-24 win over the Miners on Saturday at Robert W. Plaster Stadium.

Clark completed 30-of-39 passes for 330 yards and four touchdowns for the Bears (7-3, 5-1 Conference USA), who stayed within striking distance of the league title in their first year both as an FBS and CUSA member.

The Miners (2-8, 1-5 CUSA) tied the game on a blocked punt return for a TD by Ekow Taylor with 2:15 left in the third quarter. It was the first blocked punt return for a score by UTEP since 2016, and the first in a road game since 2011. But Missouri State put the game away with back-to-back TD drives. Clark's three-yard touchdown pass to Dash Luke with 3:12 to go was the clincher.

Shomari Lawrence rushed for 109 yards for Missouri State, which amassed 436 yards of offense to UTEP's 240.

Skyler Locklear had 125 yards passing and 56 rushing to pace the Miner offense. Micah Davey was once again the star of the defense with 12 tackles, including eight solos.

After Missouri State scored on all four of its first-half possessions, the Miners held the Bears to one first down on their first three drives of the second half to get back in the game.

### SCORE BY QUARTERS

TEAM	1ST	2ND	3RD	4TH	TOTAL
UTEP	0	7	17	0	24
MSU	10	14	0	14	38

### QTR TIME SCORING PLAY

1st	07:43	MSU - Lawrence 10-yard rush (Obeid kick), 8-80, 03:33
	02:15	MSU - Obeid 29-yard FG, 10-39, 03:56
2nd	06:29	MSU - Askren 9-yard pass from Clark (Obeid kick), 12-70, 06:21
	01:56	UTEP - Locklear 1-yard rush (Arreola kick), 10-75, 04:33
	00:43	MSU - Askren 2-yard pass from Claark (Obeid kick), 7-74, 01:08
3rd	09:52	UTEP - Cragun 26-yard FG, 9-28, 03:08
	05:06	UTEP - Locklear 4-yard rush (Arreola kick), 7-54, 02:50
	02:15	UTEP - Taylor 0-yard blocked punt return (Arreola kick), 02:45
4th	11:39	MSU - Gardner 12-yard pass from Clark (Obeid kick), 12-75, 06:06
	03:12	MSU - Luke 3-yard pass from Clark (Obeid kick), 11-74, 07:02

### TEAM STATISTICS

	UTEP	MSU
First Downs	17	27
Rushing Attempts-Yards	29-115	39-106
Passing Yards	125	330
Passes	14-29-0	30-39-0
Total Offense	240	436
Punt Returns-Yards	2-56-1	1-7
Kickoff Returns-Yards	3-32	2-43
Punts-Average	3-45.7	3-26.3
Fumbles-Lost	0-0	1-0
Penalties-Yards	7-74	9-70
Time of Possession	22:36	37:24

### UTEP Leaders

Passing	C-A-I	YDS	TD	LG
Locklear	14-29-0	125	0	21
Rushing	ATT.	YDS	TD	LG
Locklear	16	56	2	12
Emory	9	55	0	16
Receiving	Rec.	YDS	TD	LG
Willis III	5	45	0	15
Schuchts	2	29	0	18
Tackles	U-A-T	Sack-YD	TFL-YD	QBH
Davey	8-4-12	0.0-0	1.5-3	1
Barnes	7-0-7	0.0-0	0.0-0	0

### MSU Leaders

Passing	C-A-I	YDS	TD	LG
Clark	30-39-0	330	4	45
Rushing	ATT.	YDS	TD	LG
Lawrence	25	109	1	14
Green Jr.	3	4	0	4
Receiving	Rec.	YDS	TD	LG
Robinson	7	88	0	45
Gardner	4	36	0	14
Tackles	U-A-T	Sack-YD	TFL-YD	QBH
Young	2-6-8	0.0-0	0.0-0	0
Wesolak	5-2-7	2.5-11	2.5-11	3



# THE LAST TIME...

## TEAM OFFENSE

### RUSHING OFFENSE

#### Rushed for 200 yards

211, vs. FIU (10/16/24)

#### Rushed for 200 yards on the road

222, at Sam Houston (10/25/23)

#### Rushed for 300 yards

329, vs. UIW (9/2/23)

#### Rushed for 300 yards on the road

330, at New Mexico (8/30/14)

#### Rushed for 400 yards

404, vs. Wyoming (11/20/82)

#### Rushed 40 Times

45, vs. Kennesaw State (11/9/24)

#### Rushed 50 Times

50, vs. UIW (9/2/23)

#### Rushed 60 Times

61, at Rice (11/3/22)

#### Rushing 70 Times

71, vs. UNLV (9/11/93)

#### Rushed For 3 Touchdowns

at Sam Houston (10/15/25)

#### Rushed For 3 Touchdowns at home

vs. No. 22 Liberty (11/25/23)

#### Rushed For 4 Touchdowns

vs. North Texas (12/11/20)

#### Rushed For 4 Touchdowns on the road

at ULM (9/26/20)

#### Rushed For 5 Touchdowns

at Rice (11/3/18)

#### Rushed For 5 Touchdowns at home

vs. North Texas (11/15/14)

### PASSING OFFENSE

#### Passed for 300 yards

333, vs. Kennesaw State (11/9/24)

#### Passed for 300 yards on the road

364, at Middle Tennessee (11/18/23)

#### Passed for at least 400 yards

409, vs. ULM (9/20/25)

#### Passed for at least 400 yards on the road

455, at UAB (11/10/06)

#### Passed for at least 500 yards

517, vs. Marshall (11/28/09)

#### Passed for 600 yards

634, vs. North Texas (9/18/65)

#### Passed For 4 Touchdowns

vs. UT Martin (9/6/25)

#### Passed For 4 Touchdowns on the road

At UTSA (10/22/16)

#### Passed For 5 Touchdowns

At Colorado State (9/28/13)

#### Passed For 5 Touchdowns at home

Vs. NM State (9/18/10)

#### Passed For at least 6 Touchdowns

7, Vs. Northern Michigan (8/30/86)

#### Had 3 Passes Intercepted

Vs. UNLV (9/23/23)

#### Had 4 Passes Intercepted

At New Mexico (9/17/22)

#### Had 5 Passes Intercepted

vs. LA Tech (9/27/25)

#### Had 5 Passes Intercepted on the road

at WKU (11/17/18)

#### Had 6 Passes Intercepted

Vs. BYU (12/1/73)

#### Had 7 Passes Intercepted

At Utah (9/19/70)

#### Passed 40 Times

44, vs. LA Tech (9/27/25)

#### Passed 50 Times

50, vs. ULM (9/20/25)

#### Passed 60 Times

60, vs. Arizona State (11/15/69)

#### Completed 30 Passes

31, at No. 9 Oklahoma (9/3/22)

#### Completed 40 Passes

40, vs. East Carolina (10/13/07)

#### Had 20 First Downs

22, vs. Kennesaw State (11/9/24)

#### Had 25 First Downs

25, vs. UIW (9/2/23)

#### Had 30 First Downs

30, vs. Houston (9/29/11)

#### Had 35 First Downs

36, vs. Houston (10/31/09)

#### Zero Turnovers Committed

At LA Tech (10/22/24)

### SCORING

#### Both teams scoreless after first quarter

UTEP at No. 10 Tennessee (11/23/24)

#### Both teams scoreless in first half

UTEP vs. Northwestern State (9/21/91)

#### Both teams scoreless in second half

UTEP vs. SMU (10/6/12)



# THE LAST TIME...

**Both teams scoreless at end of regulation**

UTEP at North Texas (9/19/64)

**Trailed after first half and won**

UTEP 42, at NM State 35 (11/30/24-trailed 24-14)

**Trailed after first half and won at home**

UTEP 24, vs. FAU 35 (10/22/22-trailed 7-6)

**Trailed after three quarters and won**

UTEP 30, vs. FIU 21 (10/16/24-trailed 21-20)

**Trailed after three quarters and won on road**

UTEP 37, at Sam Houston 34 (10/25/23-trailed 27-20)

**Scored 40 points**

42, vs. UT Martin (9/6/25)

**Scored 40 points on the road**

42, at NM State (11/30/24)

**Scored 40 points in nonconference game**

42, vs. UT Martin (9/6/25)

**Scored at least 40 points in nonconference game on the road**

50, at NM State (9/19/15)

**Scored 50 points**

52, vs. North Texas (11/26/16)

**Scored 50 points on the road**

52, at UTSA (10/22/16)

**Scored 50 points in a nonconference game at home**

52, vs. Texas Southern (9/22/07)

**Scored 60 points**

64, vs. Northern Michigan (8/30/86)

**Scored 70 points**

75, at New Mexico (10/27/67)

**Scored 80 or more Points**

92, vs. NM State (11/25/48)

**Allowed at least 40 points**

56, at. No. 10 Tennessee (11/23/24)

**Allowed 40 points at home**

41, vs. Sam Houston (10/3/24)

**Allowed 40 points in nonconference game at home**

45, vs. UNLV (9/23/23)

**Allowed at least 50 points at home**

63, vs. Arizona (9/15/17)

**Allowed 50 points at home in conference game**

57, vs. Tulsa (11/19/11)

**Allowed 50 points on the road in conference game**

52, at UTSA (11/14/20)

**Allowed 70 points**

77, at Tulsa (10/18/08)

**Allowed 80 points**

83, at No. 17 BYU (11/1/80)

**Scored 14 Points in a quarter at home**

UTEP vs. UT Martin (9/6/25, 3rd)

**Scored 14 Points in a quarter**

UTEP at Sam Houston (10/15/25, 4th)

**Scored 21 Points in a quarter**

UTEP vs. vs. UT Martin (9/6/25, 2nd)

**Scored 21 Points in a quarter on road**

UTEP at FIU (10/11/23, 1st)

**Scored 24 Points in a quarter**

UTEP vs. FIU (11/19/22, 2nd)

**Scored 28 Points in a quarter on road**

UTEP at NM State (9/19/15, 4th)

**Scored 28 Points in a quarter at home**

UTEP vs. SMU (11/20/04, 3rd)

**Won By 1 point**

UTEP 34, at Southern Miss 33 (11/17/12)

**Won By 1 point at home**

UTEP 48, vs. Tulsa 47 (10/6/07)

**Won By 2 points**

UTEP 36, vs. Houston Baptist (8/31/19)

**Won By 2 points on the road**

UTEP 21, at SMU (10/4/03)

**Won By 3 points**

UTEP 37, at Sam Houston 34 (10/25/23)

**Won By 3 points at home**

UTEP 24, vs. Florida Atlantic 21 (10/22/22)

**Won By 10 Points**

UTEP 27, at FIU 14 (10/11/23)

**Won By 10 Points at home**

UTEP 28, vs. Incarnate Word 14 (9/2/23)

**Won By at least 20 points**

UTEP 42, vs. UT Martin 17 (9/6/25)

**Won By 20 points on the road**

UTEP 30, at NM State 3 (8/28/21)

**Won By 30 points on the road**

UTEP 34, at UTSA 0 (10/25/14)

**Won By 40 points**

UTEP 58, vs. UCF 13 (9/27/08)

**Won By at least 40 points on the road**

UTEP 75 at New Mexico 12 (10/27/67)

**Won By 50 points**

UTEP 58, vs. San Diego State 7 (11/12/88)

**Won By 60 points**

UTEP 75 at New Mexico 12 (10/27/67)

**Won By 80 points**

UTEP 92, vs. NM State (11/25/48)



# THE LAST TIME...

## TOTAL OFFENSE

### Gained 400 Yards

411, at Sam Houston (10/15/25)

### Gained 400 Yards at home

442, vs. ULM (9/20/25)

### Gained 500 Yards

525, vs. FIU (11/19/22)

### Gained 500 Yards on the road

501, at LA Tech (10/8/22)

### Gained 600 Yards

627, at SMU (11/14/09)

### Gained 600 Yards at home

607, vs. UAB (10/31/09)

### Gained 700 Yards

718, vs. NM State (11/25/49)

## OFFENSIVE PLAYS

### 70 Plays

78, vs. ULM (9/20/25)

### 80 Plays

89, at LA Tech (10/8/22)

### 90 Plays

90, at Colorado State (9/28/13)

### 95 Plays

95, vs. UAB (11/19/05)

### 100 Plays

102, vs. Northern Michigan (8/30/86)

## TEAM DEFENSE

## RUSHING DEFENSE

### Less Than 100 Yards

76, vs. UT Martin (9/6/25)

### Less Than 100 Yards on the road

7, at LA Tech (10/22/24)

### Less Than 50 Yards

7, at LA Tech (10/22/24)

### Less Than 50 Yards at home

37, vs. NM State (9/20/08)

### Negative Rushing Yards

-17, at NM State (9/3/05)

### Negative Rushing Yards at home

-106, vs. San Jose State (10/22/66)

## PASSING DEFENSE

### Less Than 100 Yards

28, Vs. No. 22 Liberty (11/25/23)

### Less Than 100 Yards on the road

67, at Jax State (8/26/23)

### Less Than 50 Yards

28, Vs. No. 22 Liberty (11/25/23)

### Less Than 50 Yards on the road

32, at UTSA (10/25/14)

### Less Than 25 Yards

13, Vs. Rice (10/26/96)

### Less Than 25 Yards on the road

17, at Air Force (10/24/87)

### Less Than 10 Yards

0, Vs. Air Force (11/24/84)

## TOTAL DEFENSE

### Less Than 300 Yards

255, at LA Tech (10/22/24)

### Less Than 300 Yards at home

287, vs. FIU (10/16/24)

### Less Than 100 Yards

71, Vs. FIU (11/19/22)

### Less Than 100 Yards on the road

70, at UTSA (10/25/14)

### Less Than 50 Yards

-10, San Jose State (10/22/66)

### Shutout An Opponent

UTEP 34 at UTSA 0 (10/25/14)

### Shutout An Opponent at home

UTEP 45, Texas Southern 0 (11/12/05)

### Shutout Opponent In First Half

Vs. WKU (11/4/23)

### Shutout Opponent In Second Half

Vs. UIW (9/2/23)

### Less Than Six Points

3, vs. LA Tech (10/16/21)

### Less Than Six Points on the road

3, at NM State (8/28/21)

## SACKS

### 5 or more Sacks

5, at Missouri State (11/15/25)

### 5 or more Sacks at home

5, vs. LA Tech (9/27/25)

### 6 or more Sacks

6, at Utah State (8/30/25)

## INTERCEPTIONS

### 3 or more Interceptions on the road

3, at East Carolina (9/29/12)

### 3 or more Interceptions

4, Vs. FIU (10/16/24)

### 4 Interceptions on the road

at Tulane (10/15/11)

### 5 Interceptions

Vs. Houston (9/16/05)



# THE LAST TIME...

## 5 Interceptions on the road

At Arizona State (10/7/67)

## 6 Interceptions

Vs. San Diego State (10/28/89)

## 7 Interceptions

Vs. Pacific (9/18/71)

## FIRST DOWNS ALLOWED

### 10 First Downs Or Less

5, Vs. FIU (11/19/22)

### 10 First Downs Or Less on the road

6, at ULM (9/26/20)

### 5 First Downs Or Less

5, vs. FIU (11/19/22)

### 5 First Downs Or Less on the road

2, at UTSA (10/25/14)

## TURNOVERS

### 4 Turnovers Forced

vs. LA Tech (9/27/25)

### 4 Turnovers Forced on the road

at NM State (9/14/13)

### 5 Turnovers Forced

Vs. Southern Miss (11/1/14)

### 5 or more Turnovers Forced on the road

7, At Rice (11/3/07)

### 6 Turnovers Forced

Vs. SMU (11/15/08)

### 8 or more Turnovers Forced

9, vs. Pacific (9/18/71)

### 8 or more Turnovers Forced on the road

8, at New Mexico (10/27/67)

### Fumble Return For Touchdown

at NM State (11/30/24-Bryton Thompson, twice, 33 yards, 5 yards)

### Fumble Recovery For Touchdown At Home

Sam Houston (10/3/24-Korey Chapman)

### Interception Return For Touchdown

at Army (9/30/17-Kahani Smith, 52 yards)

### Interception Return For Touchdown at home

Vs. UIW (9/26/15-Kaylon Beverly, 24 yards)

## SPECIAL TEAMS

### KICKOFF RETURNS

#### Kickoff Return for Touchdown

At WKU (10/10/24-Corey Wren, 100 yards)

#### Kickoff Return for Touchdown at home

Vs. Southern Miss (11/1/14-Autrey Golden, 98 yards)

### PUNT RETURNS

#### Punt Return for Touchdown

At NM State (11/30/23-Kam Thomas, 93 yards)

### Punt Return for Touchdown at home

Vs. Boise State (9/23/22-Marcus Bellon, 47 yards)

## PUNTING

### Blocked Punt

vs. North Texas (11/26/16-DaShon Smith-block, Brandon Moss-recovery in endzone)

### Blocked Punt on the road

at No. 25 Kansas State (9/27/14-Katrae Ford block, KSU recovered)

### Blocked Punt For Touchdown

at Missouri State (11/15/25-Yessman Green-block, Ekow Taylor recovery in endzone)

### Blocked Punt For Touchdown at home

vs. North Texas (11/26/16-DaShon Smith-block, Brandon Moss-recovery in endzone)

### Punt Blocked

vs. Kennesaw State (11/19/24)

### Had a punt blocked on the road

at LA Tech (10/22/24)

### Had a punt blocked for a touchdown

vs. Old Dominion (10/2/21)

### Had a punt blocked on the road for a touchdown

at North Texas (11/9/13)

### Did Not Punt In A Game

vs. UAB (11/19/05)

## FIELD GOALS

### Blocked A Field Goal

at Sam Houston (10/15/25- Elijah Baldwin)

### Blocked A Field Goal at home

NM State (10/18/23-Praise Amaewhule)

### Blocked Field Goal Return For Touchdown

At Rice (11/19/16-Denzel Chukwukelu block, Kaylon Beverly-80 yard return)

### Blocked Field Goal Return For Touchdown at home

Vs. San Jose State (11/8/03-Aaron Osborne block, Troy Collavo 76-yard return)

### Had a Field Goal Blocked

vs. UT Martin (9/6/25-Carlos Arreola, 52-yard attempt)

### Had a Field Goal Blocked on the road

at Sam Houston (10/15/25-Tanner Cragun-45-yard attempt)

### Had A Blocked Field Goal Returned for a Touchdown

Vs. Southern Miss (11/1/14)

### Had A Blocked Field Goal Returned for a Touchdown on the road

At LA Tech (10/4/14)

## POINT AFTER TOUCHDOWNS

### Blocked a PAT

At LA Tech (10/8/22-Kobe Hylton)

### Blocked a PAT at home

Vs. NM State (9/10/22-Keenan Stewart)



# THE LAST TIME...

## Had a PAT Blocked

vs. UT Martin (9/6/25-Carlos Arreola was blocked)

## Had a PAT Blocked on the road

At Wisconsin (9/22/12-Steven Valadez was blocked)

## Defensive PAT Return For Score

At Houston (11/22/08-Josh Ferguson, INT, Case Keenum)

## Defensive PAT Return For Score at Home

Has not happened since at least 1981

## Had a PAT Returned for a Score Against

At Wisconsin (9/22/12-Steven Valadez was blocked)

## Had a PAT Returned for a Score Against at home

Vs. ECU (10/13/17-Jose Martinez was blocked)

## 2 Blocked Kicks In Game

At LA Tech (10/8/22)  
(Kobe Hylton-PAT, Dennis Barnes-FG)

## MISCELLANEOUS

### Defeated a ranked opponent

UTEP 58, No. 12 Houston 41 (10/3/09)

### Defeated a ranked opponent on the road

UTEP 31, at No. 14 Arizona State 27, (11/2/74)

### Defeated by a ranked opponent

At No. 7 Texas 27, UTEP 10 (9/13/25)

### Defeated by a ranked opponent at home

No. 22 Liberty 42, UTEP 28 (11/25/23)

### Was Shutout

At No. 10 Tennessee 56, UTEP 0 (11/23/24)

### Was Shutout at home

UAB 19, UTEP 0 (10/27/18)

### Scored a 2-point conversion

vs. Liberty, Josh Schuchts (10/8/25)

### Scored a 2-point conversion on the road

At UAB, Rey Flores (11/27/21)

### Allowed a 2-point conversion

at Utah State (8/30/25)

### Allowed a 2-point conversion at home

vs. Kennesaw State (11/24/24)

### Won an overtime game

UTEP 43, vs. Kennesaw State 35, 2OT (11/9/24)

### Won an overtime game on the road

UTEP 52, at UTSA 49, 5OT (10/22/16)

### Lost an overtime game

Southern Utah 27, UTEP 24, OT (9/7/24)

### Lost an overtime game on the road

At Tulane 45, UTEP 38, OT (11/7/09)

## FUMBLES

### 3 Fumbles Recovered

Vs. No. 22 Liberty (11/25/23)

### 3 Fumbles Recovered on the road

at Ole Miss (9/8/12)

### 4 Fumbles Recovered

Vs. UCF (9/27/08)

### 4 Fumbles Recovered on the road

At Rice (11/3/07)

### 5 Fumbles Recovered

Vs. TCU (11/15/97)

### At least 5 Fumbles Recovered on the road

6, at Oklahoma State (9/24/77)

### 6 Fumbles Recovered

Vs. Hawaii (10/1/94)

### 3 Fumbles Lost

At Middle Tennessee (11/18/23)

### 3 Fumbles Lost at home

LA Tech (10/16/21)

### At least 4 Fumbles Lost

5, at North Texas (11/28/15)

### 4 Fumbles Lost at home

Vs. San Jose State (10/20/01)

### 5 Fumbles Lost at home

Vs. BYU (11/22/75)

### At least 6 Fumbles Lost

7, at Utah (10/2/76)

## PENALTIES

### Committed 0 penalties

At San Diego State (8/31/06)

### Committed 1 penalty or less

1, Vs. Middle Tennessee (11/10/18)

### Committed 2 penalties or less

2, at LA Tech (10/22/24)

### Had 10 penalty yards or less

8, at LA Tech (10/22/24)

### Had 5 penalty yards or less

5, vs. Houston Baptist (11/5/16)

### Had 0 penalty yards

Vs. Middle Tennessee (11/10/18)

### Had 10 penalty yards or less

8, at LA Tech (10/22/24)

### Had 100 penalty yards or more

120, vs. Sam Houston (10/3/24)

### Had 125 penalty yards or more

145, at NM State (8/28/21)

### Had 150 penalty yards or more

155, at Rice (10/29/05)

### Had 200 penalty yards or more

217, vs. No. 13 BYU (9/12/81)



# THE LAST TIME...

**Committed 10 or more penalties**

12, vs. Sam Houston (10/3/24)

**Committed 15 or more penalties**

15, At Rice (10/29/05)

**Committed 20 or more penalties**

22, vs. No. 13 BYU (9/12/81)

## INDIVIDUAL OFFENSE

### RUSHING

**Rushed for 100 yards**

117, Hahsaun Wilson vs. UT Martin (9/6/25)

**Rushed for 100 yards on the road**

112, Jevon Jackson at LA Tech (10/22/24)

**Rushed for 150 yards**

174, Deion Hankins vs. UIW (9/2/23)

**Rushed for 150 yards on the road**

159, Ronald Awatt at Southern Miss (10/9/21)

**Rushed for at least 200 yards**

301, Aaron Jones vs. North Texas (11/26/16)

**Rushed for 200 yards on the road**

229, Aaron Jones at FAU (11/12/16)

**Rushed for 300 yards**

301, Aaron Jones vs. North Texas (11/26/16)

**Rushed for 100 yards in a quarter**

104 (4Q), Jevon Jackson vs. FIU (10/16/24)

**Rushed 25 Times**

26, Jevon Jackson vs. Kennesaw State (11/9/24)

**Rushed 30 Times**

31, Aaron Jones vs. NM State (9/3/16)

**Rushed 35 Times**

35, Marcus Thomas, at SMU (9/29/07)

**Rushed For 2 Touchdowns**

Jevon Jackson at NM State (11/30/24)

**Rushed For 2 Touchdowns at home**

Gavin Hardison vs. UNLV (9/23/23)

**Rushed For 3 Touchdowns**

Deion Hankins at ULM (9/26/20)

**Rushed For 3 or more Touchdowns at home**

4, Aaron Jones vs. North Texas (11/26/16)

**Rushed For 4 Touchdowns**

Aaron Jones vs. North Texas (11/26/16)

**Rushed For 5 or more Touchdowns**

6, Fred Wendt vs. NM State (11/25/48)

**Had a rush of 90 yards or longer**

94, Hahsaun Wilson vs. UT Martin (9/6/25)

**Had a rush of 90 yards or longer on the road**

91, Aaron Jones at Texas Tech (9/12/15)

**Had a rush of 75 yards or longer**

83, Aaron Jones vs. North Texas (11/26/16)

**Had a rush of 50 yards or longer**

54, Deion Hankins vs. NM State (10/18/23)

### RECEIVING

**Had 10 or more catches**

10, Kenny Odom at Sam Houston (10/15/25)

**Had 10 or more catches at home**

12, Trey Goodman vs. Kennesaw State (11/9/24)

**Had 15 or more catches**

17, Chuck Hughes vs. Arizona State (10/30/65)

**Had 150 or more receiving yards**

166, Wondame Davis Jr. vs. Jax State (11/8/25)

**Had 150 or more receiving yards on the road**

223, Kelly Akharaiyi at FIU (10/11/23)

**Had 200 or more receiving yards at home**

223, Johnnie Lee Higgins, vs. NM State (9/9/06)

**Had 250 or more receiving yards**

254, Chuck Hughes, vs. Arizona State (10/30/65)

**Had 300 or more receiving yards**

349, Chuck Hughes, vs. North Texas (9/18/65)

**Caught 2 touchdowns**

Wondame Davis Jr. vs. ULM (9/20/25)

**Caught 2 touchdowns on the road**

Kenny Odom at Colorado State (9/21/24)

**Caught 3 touchdowns**

Kenny Odom vs. Kennesaw State (11/9/24)

**Caught 3 touchdowns on the road**

Kris Adams at Houston (11/22/08)

**Caught 4 touchdowns**

Volley Murphy vs. BYU (10/21/67)

**Had a reception of 90 yards or longer**

Jordan Palmer to Johnnie Lee Higgins Jr., 91 yards, at Fresno State (10/2/04)

**Had a reception of 90 yards or longer at home**

Jesse Whittenton to Dick Forrest, 90 yards, vs. Arizona State (11/12/55)

**Had a reception of 75 yards or longer**

Skyler Locklear to Wondame Davis Jr., 75 yards, vs. Jax State (11/8/25)

**Had a reception of 75 yards or longer on the road**

Cade McConnell to Kenny Odom, 76 yards, at WKU (10/10/24)

**Had a reception of 50 yards or longer**

Skyler Locklear to Wondame Davis Jr., 75 yards, vs. Jax State (11/8/25)

**Had a reception of 50 yards or longer on the road**

Skyler Locklear to Kam Thomas, 69 yards, at NM State (11/30/24)

### PASSING

**Passed for 300 yards**

327, Skyler Locklear vs. Kennesaw State (11/9/24)



# THE LAST TIME...

## Passed for 300 yards on the road

364, Cade McConnell at Middle Tennessee (11/18/23)

## Passed for 400 yards

404, Malachi Nelson vs. ULM (9/20/25)

## Passed for 400 yards on the road

455, Jordan Palmer at UAB (11/10/06)

## Passed for 500 yards

517, Trevor Vittatoe vs. Marshall (11/28/09)

## Passed for 3 Touchdowns

3, Malachi Nelson, vs. ULM (9/20/25)

## Passed for 3 Touchdowns on the road

Gavin Hardison, at Charlotte (10/1/22)

## Passed for 4 Touchdowns

Malachi Nelson, vs. UT Martin (9/6/25)

## Passed for 4 Touchdowns on the road

Jameill Showers, at Kansas State (9/27/14)

## Passed For 5 Touchdowns

Jameill Showers, at Colorado State (9/28/13)

## Passed For 5 Touchdowns at home

Trevor Vittatoe, vs. NM State (9/18/10)

## Passed for 6 Touchdowns on the road

Brooks Dawson at New Mexico (10/27/67)

## Passed For at least 6 Touchdowns

7, Sammy Garza vs. Northern Michigan (8/30/86)

## Passed 40 Times

46, Malachi Nelson vs. ULM (9/20/25)

## Passed 50 Times

51, Gavin Hardison, at LA Tech (10/8/22)

## Completed 25 Passes

28, Skyler Locklear, vs. Kennesaw State (11/9/24)

## Completed 25 Passes on the road

26, Skyler Locklear, at Liberty (9/14/24)

## Completed 30 Passes on the road

30, Trevor Vittatoe, at Houston (9/10/10)

## Completed at least 30 Passes at home

38, Trevor Vittatoe vs. East Carolina (10/13/07)

## INDIVIDUAL DEFENSE

### TACKLES

#### Made 15+ tackles

17, Micah Davey at Kennesaw State (10/28/25)

#### Made 15+ tackles at home

15, Tyrese Knight vs. No. 22 Liberty (11/15/23)

### SACKS

#### Had 3.0+ sacks

Jadrian Taylor at Charlotte (10/1/22)

#### Had at least 3.0+ sacks at home

3.5, Jadrian Taylor vs. LA Tech (10/16/21)

### INTERCEPTIONS

#### Had 2 interceptions

Dashone Smith at NM State (9/14/13)

#### Had 2 interceptions at home

Cornelius Brown vs. UCF (9/27/08)

#### Had 3 interceptions

Ken Sale vs. San Diego State (10/28/89)

#### Had at least 3 interceptions on the road

4, Charlie West at West Texas State (10/866)

#### Interception Return For Touchdown

Kahani Smith, 52 yards at Army (9/30/17)

#### Interception Return For Touchdown at home

Kaylon Beverly, 24 yards vs. UIW (9/26/15)

#### Fumble Return For Touchdown

Bryton Thompson, twice, 33 yards, 5 yards, at NM State (11/30/24)

#### Fumble Recovery For Touchdown At Home

Korey Chapman, Sam Houston (10/3/24)

## INDIVIDUAL SPECIAL TEAMS

### KICKOFF RETURNS

#### Kickoff Return for Touchdown

Corey Wren, 100 yards, at WKU (10/10/24)

#### Kickoff Return for Touchdown at home

Autrey Golden, 98 yards vs. Southern Miss (11/1/14)

### PUNT RETURNS

#### Punt Return for Touchdown

Kam Thomas, 93 yards at NM State (11/30/24)

#### Punt Return for Touchdown at home

Marcus Bellon, 47 yards vs. Boise State (9/23/22)

### FIELD GOALS

#### Made 3 Field Goals

Buzz Flabiano (27,44,39), vs. FIU (10/16/24)

#### Made 3 Field Goals on the road

Buzz Flabiano (23, 43, 32) at Sam Houston (10/25/23)

#### Made at least 4 Field Goals

5, Jose Martinez (34, 48, 26, 31, 23) vs. SMU (11/15/08)

#### Made a 60-yard field goal

Jose Martinez (64), vs. UCF (9/27/08)

#### Made a 55-yard field goal

Dakota Warren (57) vs. Memphis (9/25/10)

#### Made a 55-yard field goal on the road

Scott Wedell (58), at Wyoming (10/16/81)

#### Made a 50-yard field goal

Gavin Baechle (51), at Rice (11/03/22)

#### Made a 50-yard field goal at home

Brady Viles (53), vs. Arizona (9/15/17)



# THE LAST TIME...

## Made two 50-yard field goals

Chris Jacke (51, 51), at New Mexico (10/22/88)

## Made two 50-yard field goals at home

Dakota Warren (57, 50) vs. Memphis (9/25/10)

## Made at least three 40-yard field goals

4, Jose Martinez (41, 42, 43, 45) vs. East Carolina (10/13/07)

## Made at least three 40-yard field goals on the road

3, Keith Robinson (44, 40, 45), at Hawaii (10/25/03)

## PUNTING

### Punt of 60 yards

66, Noah Botford at Sam Houston (10/15/25)

### Punt of 60 yards at home

66, Noah Botsford, vs. UT Martin (9/6/25)

### Punt of 70 yards

70, Noah Botsford vs. Jax State (11/8/25)

### Punt of 70 yards on the road

71, Ian Campbell at Tulsa (10/11/12)

## MISCELLANEOUS

### Had 100 yards both rushing and receiving

Donald Buckram at Tulane (11/7/09), 234 rushing, 109 receiving

### Had 100 yards both passing and rushing

Calvin Brownholtz at North Texas (12/11/20), 196 passing, 114 rushing

### Had 100 yards both passing and rushing at home

Shawn Gray vs. Fresno State (11/12/94), 208 passing, 141 rushing

### Two players with 100 yards rushing

126, Ronald Awatt and 118, Willie Eldridge, vs. Bethune-Cookman (9/4/21)

### Two players with 100 yards rushing on the road

112, Matt Austin and 100, Howard Jackson, at Hawaii (10/25/03)

### Two players (QB+RB with 100 yards rushing)

130, Nathan Jeffery and 104, Blaire Sullivan, vs. FIU (11/16/13)

### Two players (QB+RB with 100 yards rushing on the road)

207, Marcus Thomas and 106, Lorne Sam, at SMU (9/29/07)

### Two players with 100 yards receiving

126, Trevon Tate and 119, Wondame Davis Jr., vs. ULM (9/20/25)

### Two players with 100 yards receiving on the road

120, Justin Garrett and 102, Jacob Cowing, at ULM (9/26/20)

### Two players w/ 100 yards receiving & one w/ 100 yards rushing

124, Kenny Odom and 105, Toric Goins Jr., 117, Hahsaun Wilson vs. UT Martin (9/6/25)

### Passing, Receiving and Rushing TD

Skyler Locklear, vs. Southern Utah (9/8/24)

### Receiving and Rushing TD

Ashten Emory (2 receiving, 1 rushing), vs. UT Martin (9/6/25)

### Receiving and Rushing TD on the road

Aaron Jones (2 receiving, 1 rushing) and Walter Dawn (1 receiving, 2 rushing), at UTSA (10/22/16)

