

UTEP MINERS FOOTBALL '25

FEARLESS, FAST, PHYSICAL

UTEP at Missouri State | 1 p.m. MT | Saturday, Nov. 15 | Robert W. Plaster Stadium (17,500) | Springfield, Mo.



TUNE IN

STREAM: ESPN+



Dom West (PxP)
Tom Mast (Analyst)
Cierra Clark (sideline)

RADIO: 95.5 KLAQ



Jon Teicher (PxP)
Aaron Price (Analyst)
Mando Medina (Sideline)

COACHING STAFF

Scotty Walden, Head Coach
Mark Cala, Offensive Coordinator*
Bobby Daly, Defensive Coordinator
Joe Papalardo, Wefense Coord./Miner Backs
Ryan Stanchek, Co-Off. Coord./OL
Kelvin Sigler, Co-Defensive Coord./Safeties*
Joshua Eargle, TE/Off. Run Game Coord.*
Aaron Foster, CBs/Def. Pass Game Coord.
Chris Jones, DL/Def. Run Game Coord.
Seth McDonald, Bandits/Co-Wefense Coord.
Jourdan McNeill, RBs/Off. Recruiting Coord.
Desmond Lindsey, Outside WR
Kyle Beyer, Spurs*
Brandon Butcher, Linebackers*
John Cotton, K/P/LS/Lead Off. Analyst
** Indicates in the booth*

TABLE OF CONTENTS

| | |
|--------------------------|-------|
| Media Information | 2 |
| Rosters | 3-4 |
| Depth Chart | 5 |
| Game Notes | 6-10 |
| Head Coach Scotty Walden | 11-12 |
| 2025 Statistics | 13-16 |
| 2025 Start Chart | 17 |
| Game-by-Game Stats | 18 |
| Single-Game Career Highs | 22 |
| Game Recaps | 24 |
| The Last Time... | 29 |

THE VENUE

Stadium: Robert W. Plaster Stadium
Capacity: 17,500
Surface: Pivot Performance Turf 1.5

ATHLETIC COMMUNICATIONS

Drew Bonney (Primary)
Assistant AD/Communications
O: 915.747.7447
C: 915.309.4478
Email: arbonney@utep.edu

Mark Brunner (Secondary)
Associate Director/Communications
Email: mbrunner@utep.edu

GAME 10 AT MISSOURI STATE



UTEP Miners (2-7, 1-4 Conference USA)

Head Coach: Scotty Walden (Sul Ross State, 2012)
Career Record: 39-36 (8th season)
Record at UTEP: 5-16 (2nd season)
Home: 1-4 | **Road:** 1-3 | **Neutral:** 0-0 | **Streak:** L2



Missouri State Bears (6-3, 4-1 Conference USA)

Head Coach: Charles Kelly (Auburn, 1990)
Career Record: 5-3 (1st season)
Record at JSU: 5-3 (1st Season)
Home: 2-2 | **Road:** 4-1 | **Neutral:** 0-0 | **Streak:** W4

MINERS AT A GLANCE

UTEP HITS THE ROAD TO PLAY AT MISSOURI STATE SATURDAY AFTERNOON

UTEP will make its first-ever trip to the "Show Me State" as the Miners will play new Conference USA member Missouri State on Saturday afternoon. The Miners and Bears will kick off at 1 p.m. MST/2 CT in Springfield at Robert W. Plaster Stadium.

» ELITE 3RD-DOWN D

UTEP's third-down defense ranks second in FBS and first in CUSA; Miners have yielded 33-of-130 (25.4 percent).

» PLAYMAKER

WR **Wondame Davis Jr.** leads CUSA and ranks second in FBS in yards per catch (22.9 avg.)

» CAREER DAY IN THE AIR

Wondame Davis Jr. had a career-high 166 yards on 5 catches (33.2 avg.); caeer-long 75-yard TD; 2nd-most receiving yards in FBS Week 11.

» RUNNING WILD

QB **Skyler Locklear** rushed for two more touchdowns, giving him five in 2025, and most by UTEP QB since 2019.

» DOING IT WITH HIS ARM, TOO

Skyler Locklear threw two more touchdown passes agianst Jax State; has six touchdown passes the last three games.

» CUSA'S LEADING TACKLER

LB **Micah Davey** leads CUSA, ranks third in FBS with 107 tackles; has tallied 68 tackles the last five games (13.6 p/g).

» STICKY HANDS

WR **Kenny Odom** leads CUSA in receptions per game (5.8); tied for lead in CUSA with 46 receptions.

» GAME #1,100

UTEP will play its 1,100 game on Saturday at Missouri State.

SERIES BREAKDOWN

SERIES INFORMATION

| | |
|---------------------------|---------------|
| Overall: | First Meeting |
| in El Paso: | - |
| in Springfield: | - |
| Neutral: | - |
| Postseason: | - |
| Most UTEP Points: | - |
| Most MSU Points: | - |
| Most Combined PTS: | - |
| Biggest UTEP Win: | - |
| Biggest MSU Win: | - |
| First Meeting: | - |
| Last Meeting: | - |
| Streak: | - |

CUSA STANDINGS

| TEAM | C-USA | OVERALL | PF | PA |
|------------------|------------|------------|------------|------------|
| Kennesaw State | 5-0 | 7-2 | 234 | 190 |
| Jax State | 5-0 | 6-3 | 269 | 234 |
| WKU | 5-1 | 7-2 | 271 | 205 |
| Missouri State | 4-1 | 6-3 | 203 | 233 |
| Liberty | 3-2 | 4-5 | 210 | 202 |
| Delaware | 3-3 | 5-4 | 259 | 281 |
| LA Tech | 3-3 | 5-4 | 253 | 170 |
| FIU | 2-3 | 4-5 | 234 | 269 |
| UTEP | 1-4 | 2-7 | 194 | 232 |
| NM State | 1-5 | 3-6 | 192 | 227 |
| Middle Tennessee | 0-5 | 1-8 | 181 | 288 |
| Sam Houston | 0-5 | 1-8 | 154 | 344 |

2025 SCHEDULE & RESULTS



@Utah State
Aug. 30
Logan, Utah
CBSSN
L, 28-16



UT Martin
Sept. 6
El Paso, Texas
ESPN+
W, 42-17



@#7 Texas
Sept. 13
Austin, Texas
SEC Network
L, 27-10



@ULM
Sept. 20
El Paso, Texas
ESPN+
L, 31-25



LA Tech*
Oct. 27
El Paso, Texas
ESPN+
L, 30-11



Liberty*
Oct. 8
El Paso, Texas
CBSSN
L, 19-8



@Sam Houston*
Oct. 15
Houston, Texas
CBSSN
W, 35-17



@Kennesaw State*
Oct. 28
Kennesaw, Ga.
ESPNU
L, 33-20



Jax State*
Nov. 8
El Paso, Texas
ESPN+
L, 30-27



@Missouri State*
Nov. 15
Springfield, Mo.
ESPN+
1:00 PM MT



NM State*
Nov. 22
El Paso, Texas
ESPN Platforms
1:00 PM MT



@Delaware*
Nov. 29
Newark, Del.
ESPN Platforms
11:00 AM MT

UTEP FOOTBALL WEEKLY SCHEDULE

| 10 MON | 11 TUE | 12 WED | 13 THU | 14 FRI | 15 SAT | 16 SUN |
|--|---|---|-----------------|-----------------|---|----------------------------|
| <p>Practice (Sun Bowl) 9 a.m. (closed)</p> <p>Coach Walden Press Conference 12:15 p.m. MT LKD Downstairs</p> | <p>Practice (Glory Field) 9 a.m.</p> | <p>Practice (Glory Field) 9 a.m.</p> | No Availability | No Availability | <p>GAME DAY UTEP at Missouri State 1 PM MST Robert W. Plaster Stadium</p> <p>POSTGAME Coach Walden and student-athletes will be available following the conclusion of the game.</p> | Off Day No Availability |

TUESDAY PRESS CONFERENCES

Head coach Scotty Walden will meet with the media at 12:15 p.m. MT every Tuesday prior to a game in the Hall of Champions at the Larry K. Durham Center. **THIS WEEK'S PRESS CONFERENCE IS MOVED TO MONDAY, NOV. 10, AT 12:15 P.M. due to an event conflict on Tuesday, Nov. 11.**

PRACTICE COVERAGE

In addition to Monday's press conference, UTEP student-athletes and coaches are available for interviews following practice on Tuesday, Wednesday and Thursday of game week. All interview requests must be directed to the UTEP Athletic Communications Office at least 24 hours in advance. **Please send all requests via email to arbonney@utep.edu.**

COACH/PLAYER AVAILABILITY

Members of the UTEP coaching staff are available during the designated days and times throughout the year. Select players are also available during the designated days and times.

SOCIAL MEDIA

UTEP fans can access the most in-depth information regarding all the University's programs through social media opportunities available online.

X - Members of the UTEP Athletic Communications department will be posting throughout the year with the latest news and in-game score updates. To follow them, simply find them on Twitter.

@UTEPFB - Direct reports from football practices, games and more.

MEDIA INFORMATION

COLLEGEPRESSBOX.COM

Collegepressbox is the official media website for Division I football. Access and download game notes, quotes, statistics, media guides, headshots, logos and more for all FBS schools, conferences, postseason games, awards and the College Football Playoff. For access, please register for an account at collegepressbox.com/register.

DAILY MEDIA AVAILABILITY

The following is a general weekly schedule of media availability for the UTEP football team. Members of the media are expected to adhere to these policies at all times. All interview requests should be made to UTEP Assistant Athletic Director/Communications Drew Bonney at least 24 hours in advance. All media availability times are subject to change. Please contact Drew Bonney for any changes in the schedule.

Monday: UTEP's weekly press conference starts with statements from head coach Scotty Walden beginning at approximately 1:00 p.m. MT on Mondays.

Tuesday: Practice will be held from 9-11:00 a.m. Players are available following the conclusion of practice. UTEP's weekly press conference starts with statements from head coach Scotty Walden beginning at approximately 12:15 p.m. MT on Tuesdays.

Wednesday: Practice will be held from 9-11:00 a.m. Coaches and players are available following the conclusion of practice.

Thursday-Friday: No availability.

Saturday: Postgame availability only. Head coach Scotty Walden and select student-athletes will be available for interviews following the conclusion of the game. The UTEP locker room, home or away, is **CLOSED** to the media at all times.

For games in El Paso, all UTEP postgame press conferences will be held after each game following a 10-minute cooling off period. No in-person interviews will be allowed on the field with players and/or coaches immediately following games. Coach Walden and select players will be available in the press conference following games.

INTERVIEW REQUESTS

All interview requests must be made at least 24 hours in advance and must be submitted to Drew Bonney at arbonney@utep.edu.



ALPHABETICAL ROSTER

| NO. | NAME | POS | HT | WT | CL/EXP | HOMETOWN/PREVIOUS SCHOOL | NO. | NAME | POS | HT | WT | CL/EXP | HOMETOWN/PREVIOUS SCHOOL |
|-----|----------------------|--------|------|-----|----------|--|-----|-------------------------|--------|------|-----|----------|--|
| 86 | Andrus, Jordan | TE | 6-4 | 235 | Fr./HS | Houston, Texas / Jack Yates HS | 45 | Lee, Justin | LB | 6-1 | 225 | Fr./HS | Round Rock, Texas / Round Rock HS |
| 91 | Arreola, Carlos | K | 5-10 | 200 | Jr./TR | El Paso, Texas/Clint HS/Sul Ross State | 94 | Leon, Jimmy | DL | 6-4 | 240 | Fr./HS | Tucson, Ariz. / Mica Mountain HS |
| 32 | Baldwin, Elijah | DL | 6-7 | 230 | R-Fr./RS | San Antonio, Texas / John Jay HS | 9 | Locklear, Skyler | QB | 5-11 | 195 | R-Jr./1L | Clayton, N.C. / Austin Peay |
| 5 | Barnes, Solo | S | 6-3 | 205 | Sr./TR | New Orleans, La. / Fayetteville State | 15 | Lowe, Kode | S | 6-1 | 225 | R-Jr./TR | Coleman, Fla. / West Florida |
| 20 | Bell, Josh | RB | 5-9 | 180 | Fr./HS | Dallas, Texas / Eules Trinity HS | 81 | Matamoros, Luka | TE | 6-5 | 275 | R-Fr./RS | Pflugerville, Texas / Hendrickson HS |
| 14 | Biddle, Chace | S | 6-0 | 205 | Jr./TR | Garland, Texas / Trinity Valley CC | 55 | McCarter, Allan | DL | 6-4 | 270 | R-Fr./RS | Manvel, Texas / Manvel HS |
| 9 | Blocker, Marcell | CB | 6-3 | 190 | Sr./TR | Miami, Fla. / Florida Memorial | 11 | McConnell, Cade | QB | 6-1 | 195 | R-Sr./2L | Long Beach, Calif. / Cerritos College |
| 42 | Botsford, Noah | K/P | 6-3 | 200 | R-Sr./TR | Fort Lauderdale, Fla. / Valdosta State | 22 | McCoy, Elijah | RB | 5-9 | 190 | Fr./HS | Midland, Texas / Midland HS |
| 36 | Bowen, Kane | LB | 6-2 | 215 | Fr./HS | Sherman, Texas / Sherman HS | 72 | McDuffie III, Tyrone D. | OL | 6-4 | 315 | R-So./0L | El Paso, Texas / Parkland HS |
| 97 | Bowman, Joe | K | 6-0 | 185 | R-Sr./1L | Carlsbad, Calif. / SEMO | 23 | Meadows, Trace | LB | 6-0 | 210 | R-Fr./RS | College Station, Texas / A&M Consolidated |
| 3 | Bowser, Shakaun | DL | 6-5 | 255 | Jr./TR | Mesa, Ariz. / Garden City CC | 7 | Nelson, Malachi | QB | 6-3 | 193 | R-So./TR | Los Alamitos, Calif. / Boise State |
| 83 | Bradford, Ryland | MB | 5-11 | 180 | Fr./HS | Abilene, Texas / Abilene HS | 0 | Nickelberry, Ashton | WR | 5-10 | 181 | R-Sr./1L | Brandon, Miss. / Brandon HS / Austin Peay |
| 17 | Brown, Jaylan | WR | 6-1 | 185 | R-Fr./TR | Nacogdoches, Texas / Michigan State | 6 | Odum, Kenny | WR | 5-10 | 170 | R-Jr./1L | Savannah, Ga. / Austin Peay |
| 29 | Brown-Turner, Dylan | LB | 6-1 | 210 | R-So./RS | Dallas, Texas / Florida State | 50 | Parrish, Leander | DL | 6-3 | 240 | Fr./HS | Mesquite, Texas / Rockwall HS |
| 41 | Brunswick II, Vashon | LB | 6-1 | 215 | Fr./HS | Garland, Texas / Sachse HS | 71 | Perkins, Preston | OL | 6-6 | 270 | Fr./HS | Austin, Texas / Austin HS |
| 11 | Burns, Derek | DL | 6-5 | 254 | R-Jr./TR | Dallas, Texas / NM State | 84 | Rhone, Aramoni | WR | 6-5 | 195 | R-Jr./TR | Orlando, Fla. / UABP |
| 75 | Camacho Jr., Juan | OL | 6-6 | 285 | R-Sr./1L | El Paso, Texas / Bowie HS | 62 | Riggs, Jake | OL | 6-3 | 295 | R-Fr./RS | Murfreesboro, Tenn. / Oakland HS |
| 4 | Campbell, Neil | CB | 5-11 | 205 | Gr./TR | Chicago, Ill. / Indiana Wesleyan | 73 | Roberts, Tyler | OL | 6-8 | 314 | Fr./HS | Argyle, Texas / Argyle HS |
| 18 | Campbell, Rafeald | WR | 5-11 | 175 | R-Fr./RS | Arlington, Texas / Arlington Bowie HS | 52 | Robinson, Machi | DL | 6-2 | 290 | Jr./TR | Hayward, Calif. / San Jose City College |
| 4 | Cheeks, Cash | TE | 6-7 | 225 | Jr./TR | Colorado Springs, Colo. / Northern Colorado | 66 | Robinson, Mark | OL | 6-5 | 320 | So./TR | Altamonte Springs, Fla. / Southeastern |
| 87 | Cleaver, Jackson | K/P | 6-1 | 205 | R-Sr./TR | Tigard, Ore. / Eastern Washington | 1 | Rudolph, Joshua | LB | 5-11 | 230 | Sr./TR | Montgomery, Ala. / Indiana |
| 90 | Coker, Ashton | DT | 6-2 | 290 | So./1L | Katy, Texas / Katy Taylor HS | 22 | Russell, Lantz | S | 6-3 | 210 | R-Sr./2L | Riverside, Calif. / Mt. SAC |
| 18 | Content, Justin | CB | 6-1 | 185 | So./1L | Hoschton, Ga. / Mill Creek HS | 89 | Schuchts, Josh | WR | 6-3 | 210 | R-Fr./RS | Tallahassee, Fla. / North Florida Christian HS |
| 33 | Cragun, Tanner | K | 6-2 | 195 | R-So./TR | Frisco, Texas / Wakeland HS / Utah State | 92 | Scott, Tyler | DL | 6-1 | 315 | Sr./TR | Jackson, Ga. / Kennesaw State |
| 48 | Davey, Micah | LB | 6-2 | 235 | R-Sr./TR | Baton Rouge, La. / McNeese State | 8 | Shuffler, Stratton | LB | 6-2 | 230 | So./1L | Rio Rancho, N.M. / Cleveland HS |
| 23 | Davis Jr., Wondame | WR | 6-1 | 180 | R-Fr./RS | Ennis, Texas / Ennis HS | 24 | Simon, CJ | WR | 6-0 | 165 | Fr./HS | Tuttle, Okla. / Tuttle HS |
| 76 | De La Cruz, Diego | OL | 6-4 | 300 | Fr./HS | Monterrey, Mex. / St. Joseph's Brownsville HS | 78 | Slaton, Ryder | OL | 6-7 | 280 | Fr./HS | Melissa, Texas / Melissa HS |
| 1 | Emory, Ashton | RB | 5-11 | 203 | R-Fr./RS | Dallas, Texas / Rockwall HS | 3 | Smith, Jaden | WR | 5-10 | 195 | R-Sr./1L | Atlanta, Ga. / Eastern Kentucky |
| 53 | Escobar, Ivan | OL | 6-2 | 305 | R-Sr./2L | El Paso, Texas / Montwood HS / NM State | 40 | Smith, Jaxon | TE | 6-7 | 225 | Fr./HS | Prague, Okla. / Prague HS |
| 0 | Ezeani, Udoka | Bandit | 6-1 | 216 | R-Sr./TR | Richmond, Texas / Boise State | 8 | Smith, Shay | QB | 6-2 | 215 | R-Fr./RS | El Paso, Texas / Franklin HS |
| 82 | Ezinwa, Judah | TE | 6-3 | 235 | R-Jr./1L | Fontana, Calif. / Mt. SAC | 2 | Smith, Xavier | S | 6-0 | 195 | R-Jr./1L | Atlanta, Ga. / Austin Peay |
| 26 | Fantroy, Darien | CB | 6-2 | 175 | Fr./HS | Killeen, Texas / North Side HS | 20 | Stewart, Grant | S | 5-10 | 188 | Fr./HS | Houston, Texas / Manvel HS |
| 96 | Farmer, Kelton | DL | 6-4 | 290 | Jr./TR | Evansville, Ind. / Kentucky Wesleyan | 47 | Szczesniak, Alex | TE | 6-2 | 220 | R-So./RS | Orland Park, Ill. / Iowa Western |
| 16 | Ferguson, Mason | WR | 6-0 | 185 | R-Fr./TR | Fort Worth, Texas / North Texas | 15 | Tate, Trevon | WR | 6-0 | 180 | R-Sr./TR | Erie, Pa. / Clarion |
| 44 | Fisher, Oryend | DL | 6-6 | 225 | R-So./TR | Georgetown, Ky. / West Virginia | 6 | Taylor, Ekow | Bandit | 6-5 | 220 | So./1L | Bronx, N.Y. / Fossil Ridge HS |
| 37 | Frilot, Jamal | Bandit | 6-3 | 230 | Fr./HS | Houston, Texas / Dekaney HS | 21 | Taylor, Marquez | RB | 5-11 | 171 | R-So./RS | McKenzie, Tenn. / Austin Peay |
| 30 | Gant, Allen | S | 6-0 | 190 | Fr./HS | Lubbock, Texas / Lubbock Coronado HS | 35 | Taylor-Barrocks, Kofi | Bandit | 6-3 | 230 | R-So./RS | London, England / Colorado |
| 88 | Goins Jr., Toric | WR | 6-2 | 180 | R-Fr./TR | Freeport, Texas / Trinity Valley CC | 5 | Thomas, Kam | MB | 5-9 | 184 | R-Sr./1L | Birmingham, Ala. / Austin Peay |
| 16 | Green, Yessman | CB | 6-2 | 180 | R-Sr./RS | Mobile, Ala. / Jacksonville HS / Jax State | 12 | Thompson, Donte | Spur | 5-11 | 175 | R-Sr./TR | Pensacola, Fla. / Texas State |
| 98 | Guerra, Nico | DL | 6-5 | 245 | Jr./TR | Rancho Cucamonga, Calif. / Chaffey College | 13 | Tillman, TJ | CB | 6-0 | 165 | Fr./HS | Amarillo, Texas / Tascosa HS |
| 24 | Guerrero, Jaime | S | 6-1 | 185 | R-Jr./1L | El Paso, Texas / Eastlake HS | 58 | Toney, Jaquan | OL | 6-4 | 285 | R-Sr./2L | Huntsville, Ala. / NE Mississippi CC |
| 99 | Gustafson, Cole | DL | 6-4 | 279 | Sr./TR | Rocklin, Calif. / FIU | 2 | Torres, Marcus | WR | 5-10 | 175 | R-Fr./RS | El Paso, Texas / Pebble Hills |
| 19 | Hall, Ashaad | DL | 6-4 | 235 | Sr./TR | St. Petersburg, Fla. / South Carolina State | 79 | Utley, Jake | OL | 6-6 | 315 | R-So./1L | College Station, Texas / College Station HS |
| 39 | Hancock, Josh | LS | 5-9 | 185 | R-Sr./2L | Corpus Christi, Texas / Coastal Christian Homeschool | 27 | Walker, Caleb | S | 5-10 | 175 | Gr./TR | Tampa, Fla. / St. Thomas University |
| 34 | Harrelson, Cam | S | 6-0 | 165 | R-Fr./RS | El Paso, Texas / Montwood HS | 10 | Warner, Chad | QB | 6-2 | 195 | Fr./HS | Cibolo, Texas / Cibolo Steele HS |
| 26 | Harris, Caden | WR | 5-10 | 170 | R-So./1L | Round Rock, Texas / Stony Point HS | 42 | Weber, Will | DL | 6-4 | 255 | R-Jr./TR | San Jose, Calif. / San Jose City College |
| 43 | Hawkins, Garrett | LB | 6-3 | 227 | Jr./TR | Sevierville, Tenn. / Austin Peay | 28 | Wilkins, Erion | CB | 6-2 | 170 | Fr./HS | Houston, Texas / Atascocita HS |
| 45 | Hay, Rio | LS | 6-1 | 232 | R-Fr./TR | Dripping Springs, Texas / Arkansas-Pine Bluff | 17 | Williams, Darnell | S | 5-11 | 180 | Fr./HS | Texarkana, Texas / Texas HS |
| 13 | Henry, Nik | WR | 5-10 | 155 | Fr./HS | Seguin, Texas / Seguin HS | 69 | Williams, James | OL | 6-3 | 325 | So./TR | Moore, Okla. / Northeastern Oklahoma A&M |
| 25 | Hill, Zo | WR | 5-11 | 165 | Fr./HS | Denton, Texas / Denton Ryan HS | 19 | Willis III, Eric | WR | 5-8 | 160 | Sr./TR | Collingdale, Pa. / California (PA) |
| 70 | Huber, Maddox | OL | 6-7 | 300 | Fr./HS | Hamshire, Texas / Hamshire-Fannett HS | 31 | Wilson, David | DB | 6-2 | 177 | R-Fr./TR | Frisco, Texas / Reedly College |
| 60 | Immediato, Joseph | OL | 6-4 | 318 | R-Sr./3L | El Paso, Texas / Eastwood HS | 14 | Wilson, Hahsaun | RB | 5-11 | 190 | R-Sr./TR | Florence, S.C. / Charlotte |
| 7 | Johnson, KD | DT | 6-1 | 275 | 5th/2L | Houston, Texas / Kilgore College | 10 | Wilson, Jayden | LB | 6-1 | 218 | Jr./TR | El Paso, Texas / Austin HS / New Mexico |
| 33 | Jones, Josiah | S | 6-2 | 185 | Fr./HS | Chicago, Ill. / Crosby HS | 25 | Wilson, Royce | Bandit | 6-3 | 220 | Fr./HS | Houston, Texas / Fort Bend Willowridge HS |
| 21 | Jones, Tyler | S | 6-0 | 200 | R-Sr./TR | Orlando, Fla. / Tennessee State | 46 | Windfont, Copelin | LB | 6-0 | 220 | Fr./HS | Barrett Station, Texas / Crosby HS |
| 65 | Lafferty, Dennis | OL | 6-7 | 320 | R-Fr./TR | Norman, Okla. / NE Oklahoma A&M | 57 | Wydra, Craig | OL | 6-4 | 305 | R-Fr./RS | El Paso, Texas / Andress HS |

COACHING STAFF

Scotty Walden – Head Coach (Second Season)

Mark Cala – Offensive Coordinator
 Bobby Daly – Defensive Coordinator
 Ryan Stanchek – Co-Offensive Coordinator/OL
 Joe Pappalardo – Wefense Coor./Miner Backs/Inside WR/Pass Game Coor.
 Kelvin Sigler – Co-Defensive Coor./Safeties
 Aaron Foster – Cornerbacks/Defensive Pass Game Coordinator
 Chris Jones – Defensive Line/Defensive Run Game Coordinator
 Seth McDonald – Bandits/Co-Wefense Coor./Def. Recruiting Coor.
 Jourdan McNeill – Running Backs/Offensive Recruiting Coordinator
 Joshua Eargle – Tight Ends/Offensive Run Game Coordinator
 Kyle Beyer – Spurs
 John Cotton – Kickers/Punters/Snappers/Lead Offensive Analyst
 Brandon Butcher – Linebackers
 Desmond Lindsey – Outside Wide Receivers
 Miguel Avina – Quarterbacks
 Kade Glenn – Assistant Defensive Backs

PRONUNCIATIONS

| | | | |
|-------------------|------------------|----------------------|-----------------|
| Jordan ANDRUS | An-Drus | Luka MATAMOROS | MAH-tah-MORE-os |
| Carlos ARREOLA | Are-E-ola | MALACHI Nelson | Mal-ah-Kai |
| CHACE Biddle | Chase | ARAMONI Rhone | Are-Money |
| VASHON Brunswick | Vuh-Shawn | Josh SCHUCHTS | Shoots |
| RAFEALD Campbell | RAH-fay-eld | XAVIER Smith | EX-zay-veer |
| Justin CONTENT | CON-tent | Alex SZCZESNIAK | Says-Knee-Ak |
| WONDAME Davis Jr. | WHAN-duh-ME | EKOW Taylor | ECHO |
| UDOKA EZEANI | U-Doe-kuh E-Zani | KOFI Taylor-Barrocks | KO-FEE |
| ORYEND Fisher | Or-ion | Craig WYDRA | WHY-druh |
| Diego FRAUSTO | Frah-oo-stow | | |
| Jamal FRILOT | Free-low | | |
| YESSMAN Green | YEZZ-men | | |
| Nico GUERRA | GUE-ruh | | |
| Cole GUSTAFSON | Gus-Tuff-son | | |
| Maddox HUBER | Hue-ber | | |
| Joseph IMMEDIATO | E-me-d-auto | | |
| KODE Lowe | Ko-dee | | |



NUMERICAL ROSTER

| NO. | NAME | POS | HT | WT | CL/EXP | HOMETOWN/PREVIOUS SCHOOL | NO. | NAME | POS | HT | WT | CL/EXP | HOMETOWN/PREVIOUS SCHOOL |
|-----|---------------------|--------|------|-----|----------|---|-----|-------------------------|--------|------|-----|----------|--|
| 0 | Ezeani, Udoka | Bandit | 6-1 | 216 | R-Sr./TR | Richmond, Texas / Boise State | 30 | Gant, Allen | S | 6-0 | 190 | Fr./HS | Lubbock, Texas / Lubbock Coronado HS |
| 0 | Nickelberry, Ashton | WR | 5-10 | 181 | R-Sr./1L | Brandon, Miss. / Brandon HS / Austin Peay | 31 | Wilson, David | DB | 6-2 | 177 | R-Fr./TR | Frisco, Texas / Reedy College |
| 1 | Emory, Ashten | RB | 5-11 | 203 | R-Fr./RS | Dallas, Texas / Rockwall HS | 32 | Baldwin, Elijah | DL | 6-7 | 230 | R-Fr./RS | San Antonio, Texas / John Jay HS |
| 1 | Rudolph, Joshua | LB | 5-11 | 230 | Sr./TR | Montgomery, Ala. / Indiana | 33 | Cragun, Tanner | K | 6-2 | 195 | R-So./TR | Frisco, Texas / Wakeland HS / Utah State |
| 2 | Smith, Xavier | S | 6-0 | 195 | R-Jr./1L | Atlanta, Ga. / Austin Peay | 33 | Jones, Josiah | S | 6-2 | 185 | Fr./HS | Chicago, Ill. / Crosby HS |
| 2 | Torres, Marcus | WR | 5-10 | 175 | R-Fr./RS | El Paso, Texas / Pebble Hills | 34 | Harrelson, Cam | S | 6-0 | 165 | R-Fr./RS | El Paso, Texas / Montwood HS |
| 3 | Bowser, Shakaun | DL | 6-5 | 255 | Jr./TR | Mesa, Ariz. / Garden City CC | 35 | Taylor-Barrocks, Kofi | Bandit | 6-3 | 230 | R-So./RS | London, England / Colorado |
| 3 | Smith, Jaden | WR | 5-10 | 195 | R-Sr./1L | Atlanta, Ga. / Eastern Kentucky | 36 | Bowen, Kane | LB | 6-2 | 215 | Fr./HS | Sherman, Texas / Sherman HS |
| 4 | Campbell, Neil | CB | 5-11 | 205 | Gr./TR | Chicago, Ill. / Indiana Wesleyan | 37 | Friol, Jamal | Bandit | 6-3 | 230 | Fr./HS | Houston, Texas / Dekaney HS |
| 4 | Cheeks, Cash | TE | 6-7 | 225 | Jr./TR | Colorado Springs, Colo. / Northern Colorado | 39 | Hancock, Josh | LS | 5-9 | 185 | R-Sr./2L | Corpus Christi, Texas / Coastal Christian Homeschool |
| 5 | Barnes, Solo | S | 6-3 | 205 | Sr./TR | New Orleans, La. / Fayetteville State | 40 | Smith, Jaxon | TE | 6-7 | 225 | Fr./HS | Prague, Okla. / Prague HS |
| 5 | Thomas, Kam | MB | 5-9 | 184 | R-Sr./1L | Birmingham, Ala. / Austin Peay | 41 | Brunswick II, Vashon | LB | 6-1 | 215 | Fr./HS | Garland, Texas / Sachse HS |
| 6 | Odom, Kenny | WR | 5-10 | 170 | R-Jr./1L | Savannah, Ga. / Austin Peay | 42 | Botsford, Noah | K/P | 6-3 | 200 | R-Sr./TR | Fort Lauderdale, Fla. / Valdosta State |
| 6 | Taylor, Ekow | Bandit | 6-5 | 220 | So./1L | Bronx, N.Y. / Fossil Ridge HS | 42 | Weber, Will | DL | 6-4 | 255 | R-Jr./TR | San Jose, Calif. / San Jose City College |
| 7 | Johnson, KD | DT | 6-1 | 275 | 5th/2L | Houston, Texas / Kilgore College | 43 | Hawkins, Garrett | LB | 6-3 | 227 | Jr./TR | Sevierville, Tenn. / Austin Peay |
| 7 | Nelson, Malachi | QB | 6-3 | 193 | R-So./TR | Los Alamitos, Calif. / Boise State | 44 | Fisher, Oryend | DL | 6-6 | 225 | R-So./TR | Georgetown, Ky. / West Virginia |
| 8 | Shufelt, Stratton | LB | 6-2 | 230 | So./1L | Rio Rancho, N.M. / Cleveland HS | 45 | Hay, Rio | LS | 6-1 | 232 | R-Fr./TR | Dripping Springs, Texas / Arkansas-Pine Bluff |
| 8 | Smith, Shay | QB | 6-2 | 215 | R-Fr./RS | El Paso, Texas / Franklin HS | 46 | Lee, Justin | LB | 6-1 | 225 | Fr./HS | Round Rock, Texas / Round Rock HS |
| 9 | Blocker, Marcell | CB | 6-3 | 190 | Sr./TR | Miami, Fla. / Florida Memorial | 46 | Windfont, Copelin | LB | 6-0 | 220 | Fr./HS | Barrett Station, Texas / Crosby HS |
| 9 | Locklear, Skyler | QB | 5-11 | 195 | R-Jr./1L | Clayton, N.C. / Austin Peay | 47 | Szczesniak, Alex | TE | 6-2 | 220 | R-So./RS | Orland Park, Ill. / Iowa Western |
| 10 | Warner, Chad | QB | 6-2 | 195 | Fr./HS | Cibola, Texas / Cibola Steele HS | 48 | Davey, Micah | LB | 6-2 | 235 | R-So./TR | Baton Rouge, La. / McNeese State |
| 10 | Wilson, Jayden | LB | 6-1 | 218 | Jr./TR | El Paso, Texas / Austin HS / New Mexico | 50 | Parrish, Leander | DL | 6-3 | 240 | Fr./HS | Mesquite, Texas / Rockwall HS |
| 11 | Burns, Derek | DL | 6-5 | 254 | R-Jr./TR | Dallas, Texas / NM State | 52 | Robinson, Machi | DL | 6-2 | 290 | Jr./TR | Hayward, Calif. / San Jose City College |
| 11 | McConnell, Cade | QB | 6-1 | 195 | R-Sr./2L | Long Beach, Calif. / Cerritos College | 53 | Escobar, Ivan | OL | 6-2 | 305 | R-Sr./2L | El Paso, Texas / Montwood HS / NM State |
| 12 | Thompson, Donte | Spur | 5-11 | 175 | R-Sr./TR | Pensacola, Fla. / Texas State | 55 | McCarter, Allan | DL | 6-4 | 270 | R-Fr./RS | Manvel, Texas / Manvel HS |
| 13 | Henry, Nik | WR | 5-10 | 155 | Fr./HS | Seguin, Texas / Seguin HS | 57 | Wydra, Craig | OL | 6-4 | 305 | R-Fr./RS | El Paso, Texas / Address HS |
| 13 | Tillman, TJ | CB | 6-0 | 165 | Fr./HS | Amarillo, Texas / Tascosa HS | 58 | Toney, Jaquan | OL | 6-4 | 285 | R-Sr./2L | Huntsville, Ala. / NE Mississippi CC |
| 14 | Biddle, Chace | S | 6-0 | 205 | Jr./TR | Garland, Texas / Trinity Valley CC | 60 | Immediato, Joseph | OL | 6-4 | 318 | R-Sr./3L | El Paso, Texas / Eastwood HS |
| 14 | Wilson, Hahsaun | RB | 5-11 | 190 | R-Sr./TR | Florence, S.C. / Charlotte | 62 | Riggs, Jake | OL | 6-3 | 295 | R-Fr./RS | Murfreesboro, Tenn. / Oakland HS |
| 15 | Lowe, Kode | S | 6-1 | 225 | R-Jr./TR | Coleman, Fla. / West Florida | 65 | Lafferty, Dennis | OL | 6-7 | 320 | R-Fr./TR | Norman, Okla. / NE Oklahoma A&M |
| 15 | Tate, Trevon | WR | 6-0 | 180 | R-Sr./TR | Erie, Pa. / Clarion | 66 | Robinson, Mark | OL | 6-5 | 320 | So./TR | Altamonte Springs, Fla. / Southeastern |
| 16 | Ferguson, Mason | WR | 6-0 | 185 | R-Fr./TR | Fort Worth, Texas / North Texas | 69 | Williams, James | OL | 6-3 | 325 | So./TR | Moore, Okla. / Northeastern Oklahoma A&M |
| 16 | Green, Yessman | CB | 6-2 | 180 | R-Sr./RS | Mobile, Ala. / Jacksonville HS / Jax State | 70 | Huber, Maddox | OL | 6-7 | 300 | Fr./HS | Hamshire, Texas / Hamshire-Fannett HS |
| 17 | Brown, Jaylan | WR | 6-1 | 185 | R-Fr./TR | Nacogdoches, Texas / Michigan State | 71 | Perkins, Preston | OL | 6-6 | 270 | Fr./HS | Austin, Texas / Austin HS |
| 17 | Williams, Darnell | S | 5-11 | 180 | Fr./HS | Texarkana, Texas / Texas HS | 72 | McDuffie III, Tyrone D. | OL | 6-4 | 315 | R-So./OL | El Paso, Texas / Parkland HS |
| 18 | Campbell, Rafeald | WR | 5-11 | 175 | R-Fr./RS | Arlington, Texas / Arlington Bowie HS | 73 | Roberts, Tyler | OL | 6-8 | 314 | Fr./HS | Argyle, Texas / Argyle HS |
| 18 | Content, Justin | CB | 6-1 | 185 | So./1L | Hoschton, Ga. / Mill Creek HS | 75 | Camacho Jr., Juan | OL | 6-6 | 285 | R-Sr./1L | El Paso, Texas / Bowie HS |
| 19 | Hall, Ashaad | DL | 6-4 | 235 | Sr./TR | St. Petersburg, Fla. / South Carolina State | 76 | De La Cruz, Diego | OL | 6-4 | 300 | Fr./HS | Monterrey, Mex. / St. Joseph's Brownsville HS |
| 19 | Willis III, Eric | WR | 5-8 | 160 | Sr./TR | Collingdale, Pa. / California (PA) | 78 | Slaton, Ryder | OL | 6-7 | 280 | Fr./HS | Melissa, Texas / Melissa HS |
| 20 | Bell, Josh | RB | 5-9 | 180 | Fr./HS | Dallas, Texas / Eules Trinity HS | 79 | Utley, Jake | OL | 6-6 | 315 | R-So./1L | College Station, Texas / College Station HS |
| 20 | Stewart, Grant | S | 5-10 | 188 | Fr./HS | Houston, Texas / Manvel HS | 81 | Matamoros, Luka | TE | 6-5 | 275 | R-Fr./RS | Pflugerville, Texas / Hendrickson HS |
| 21 | Jones, Tyler | S | 6-0 | 200 | R-Sr./TR | Orlando, Fla. / Tennessee State | 82 | Ezinwa, Judah | TE | 6-3 | 235 | R-Jr./1L | Fontana, Calif. / Mt. SAC |
| 21 | Taylor, Marquez | RB | 5-11 | 171 | R-So./RS | McKenzie, Tenn. / Austin Peay | 83 | Bradford, Ryland | MB | 5-11 | 180 | Fr./HS | Abilene, Texas / Abilene HS |
| 22 | McCoy, Elijah | RB | 5-9 | 190 | Fr./HS | Midland, Texas / Midland HS | 84 | Rhone, Aramoni | WR | 6-5 | 195 | R-Jr./TR | Orlando, Fla. / UAPB |
| 22 | Russell, Lantz | S | 6-3 | 210 | R-Sr./2L | Riverside, Calif. / Mt. SAC | 86 | Andrus, Jordan | TE | 6-4 | 235 | Fr./HS | Houston, Texas / Jack Yates HS |
| 23 | Davis Jr., Wondame | WR | 6-1 | 180 | R-Fr./RS | Ennis, Texas / Ennis HS | 87 | Cleaver, Jackson | K/P | 6-1 | 205 | R-Sr./TR | Tigard, Ore. / Eastern Washington |
| 23 | Meadows, Trace | LB | 6-0 | 210 | R-Fr./RS | College Station, Texas / A&M Consolidated | 88 | Goins Jr., Toric | WR | 6-2 | 180 | R-Fr./TR | Freeport, Texas / Trinity Valley CC |
| 24 | Guerrero, Jaime | S | 6-1 | 185 | R-Jr./1L | El Paso, Texas / Eastlake HS | 89 | Schuchts, Josh | WR | 6-3 | 210 | R-Fr./RS | Tallahassee, Fla. / North Florida Christian HS |
| 24 | Simon, CJ | WR | 6-0 | 165 | Fr./HS | Tuttle, Okla. / Tuttle HS | 90 | Coker, Ashton | DT | 6-2 | 290 | So./1L | Katy, Texas / Katy Taylor HS |
| 25 | Hill, Zo | WR | 5-11 | 165 | Fr./HS | Denton, Texas / Denton Ryan HS | 91 | Arreola, Carlos | K | 5-10 | 200 | Jr./TR | El Paso, Texas / Clint HS / Sul Ross State |
| 25 | Wilson, Royce | Bandit | 6-3 | 220 | Fr./HS | Houston, Texas / Fort Bend Willowridge HS | 92 | Scott, Tyler | DL | 6-1 | 315 | Sr./TR | Jackson, Ga. / Kennesaw State |
| 26 | Fantroy, Darien | CB | 6-2 | 175 | Fr./HS | Killeen, Texas / North Side HS | 94 | Leon, Jimmy | DL | 6-4 | 240 | Fr./HS | Tucson, Ariz. / Mica Mountain HS |
| 26 | Harris, Caden | WR | 5-10 | 170 | R-So./1L | Round Rock, Texas / Stony Point HS | 96 | Farmer, Kelton | DL | 6-4 | 290 | Jr./TR | Evansville, Ind. / Kentucky Wesleyan |
| 27 | Walker, Caleb | S | 5-10 | 175 | Gr./TR | Tampa, Fla. / St. Thomas University | 97 | Bowman, Nico | K | 6-0 | 185 | R-Sr./1L | Carlsbad, Calif. / SEMO |
| 28 | Wilkins, Erion | CB | 6-2 | 170 | Fr./HS | Houston, Texas / Atascocita HS | 98 | Guerra, Nico | DL | 6-5 | 245 | Jr./TR | Rancho Cucamonga, Calif. / Chaffey College |
| 29 | Brown-Turner, Dylan | LB | 6-1 | 210 | R-So./RS | Dallas, Texas / Florida State | 99 | Gustafson, Cole | DL | 6-4 | 279 | Sr./TR | Rocklin, Calif. / FIU |

COACHING STAFF

Scotty Walden – Head Coach (Second Season)

- Mark Cala – Offensive Coordinator
- Bobby Daly – Defensive Coordinator
- Ryan Stancheck – Co-Offensive Coordinator/OL
- Joe Pappalardo – Wefense Coord./Miner Backs/Inside WR/Pass Game Coord.
- Kelvin Sigler – Co-Defensive Coord./Safeties
- Aaron Foster – Cornerbacks/Defensive Pass Game Coordinator
- Chris Jones – Defensive Line/Defensive Run Game Coordinator
- Seth McDonald – Bandits/Co-Wefense Coord./Def. Recruiting Coord.
- Jourdan McNeill – Running Backs/Offensive Recruiting Coordinator
- Joshua Eargle – Tight Ends/Offensive Run Game Coordinator
- Kyle Beyer – Spurs
- John Cotton – Kickers/Punters/Snappers/Lead Offensive Analyst
- Brandon Butcher – Linebackers
- Desmond Lindsey – Outside Wide Receivers
- Miguel Avina – Quarterbacks
- Kade Glenn – Assistant Defensive Backs

PRONUNCIATIONS

| | | | |
|-------------------|------------------|----------------------|-----------------|
| Jordan ANDRUS | An-Drus | Luka MATAMOROS | MAH-tah-MORE-os |
| Carlos ARREOLA | Are-E-ola | MALACHI Nelson | Mal-ah-Kai |
| CHACE Biddle | Chase | ARAMONI Rhone | Are-Money |
| VASHON Brunswick | Vuh-Shawn | Josh SCHUCHTS | Shoots |
| RAFEALD Campbell | RAH-fay-eld | XAVIER Smith | EX-zay-veer |
| Justin CONTENT | CON-tent | Alex SZCZESNIAK | Says-Knee-Ak |
| WONDAME Davis Jr. | WHAN-duh-ME | EKOW Taylor | ECHO |
| UDOKA EZEANI | U-Doe-kuh E-Zani | KOFI Taylor-Barrocks | KO-FEE |
| ORYEND Fisher | Or-ion | Craig WYDRA | WHY-druh |
| Diego FRAUSTO | Frah-oo-stow | | |
| Jamal FRILOT | Free-low | | |
| YESSMAN Green | YEZZ-men | | |
| Nico GUERRA | GUE-ruh | | |
| Cole GUSTAFSON | Gus-Tuff-son | | |
| Maddox HUBER | Hue-ber | | |
| Joseph IMMEDIATO | E-me-d-auto | | |
| KODE Lowe | Ko-dee | | |



UTEP DEPTH CHART

GAME: 10 (at Missouri State)

BLUE BLAZE OFFENSE

| | | | | | | | | | |
|------------------------|----|------------------------|------|-----|-------|----|-------------------------|------------------------------|----------------------------|
| LT | 66 | Mark Robinson | 6-5 | 320 | So. | TR | Altamonte Springs, Fla. | (Southeastern) | 9 Career Starts (9 app.) |
| | 65 | Dennis Lafferty | 6-7 | 320 | R-Fr. | TR | Norman, Okla. | (NE Oklahoma A&M) | 0 Career Starts (1 app.) |
| LG | 69 | James Williams | 6-3 | 325 | So. | TR | Moore, Okla. | (NE Oklahoma A&M) | 9 Career Starts (9 app.) |
| | 58 | Jaquan Toney | 6-4 | 285 | R-Jr. | RS | Huntsville, Ala. | (NE Mississippi CC) | 7 Career Starts (14 app.) |
| C | 53 | Ivan Escobar | 6-2 | 305 | R-Sr. | 2L | El Paso, Texas | (NM State) | 20 Career Starts (31 app.) |
| | 62 | Jake Riggs | 6-3 | 295 | R-Fr. | RS | Murfreesboro, Tenn. | (Oakland HS) | 0 Career Starts (2 app.) |
| RG | 60 | Joseph Immediato | 6-4 | 318 | R-Sr. | 3L | El Paso, Texas | (Eastwood HS) | 11 Career Starts (29 app.) |
| | 72 | Tyrone D. McDuffie III | 6-4 | 315 | R-So. | 0L | El Paso, Texas | (Parkland HS) | 1 Career Starts (7 app.) |
| RT | 79 | Jake Utley | 6-6 | 315 | R-So. | 1L | College Station, Texas | (College Station HS) | 6 Career Starts (14 app.) |
| | 75 | Juan Camacho Jr. | 6-6 | 285 | R-Sr. | 1L | El Paso, Texas | (Bowie HS) | 1 Career Starts (21 app.) |
| TE | 89 | Josh Schuchts | 6-3 | 210 | R-Fr. | RS | Tallahassee, Fla. | (North Florida Christian HS) | 4 Career Starts (5 app.) |
| | 86 | Jordan Andrus | 6-4 | 235 | Fr. | HS | Houston, Texas | (Jack Yates HS) | 0 Career Starts (0 app.) |
| -or- | 47 | Alex Szczesniak | 6-2 | 220 | R-So. | RS | Orland Park, Ill. | (Iowa Western) | 0 Career Starts (9 app.) |
| WR^x | 19 | Eric Willis III | 5-8 | 160 | Sr. | TR | Collingdale, Pa. | (California [PA]) | 6 Career Starts (9 app.) |
| | 17 | Jaylan Brown | 6-1 | 185 | R-Fr. | TR | Nacogdoches, Texas | (Michigan State) | 1 Career Starts (6 app.) |
| WRST | 6 | Kenny Odom | 5-10 | 170 | R-Jr. | 1L | Savannah, Ga. | (Austin Peay) | 18 Career Starts (20 app.) |
| | 15 | Trevon Tate | 6-0 | 180 | R-Sr. | TR | Erie, Pa. | (Clarion) | 2 Career Starts (8 app.) |
| WR² | 23 | Wondame Davis Jr. | 6-1 | 180 | R-Fr. | RS | Ennis, Texas | (Ennis HS) | 5 Career Starts (8 app.) |
| | 88 | Toric Goins Jr. | 6-2 | 180 | R-Fr. | TR | Freeport, Texas | (Trinity Valley CC) | 3 Career Starts (7 app.) |
| RB | 14 | Hahsaun Wilson | 5-11 | 190 | R-Sr. | TR | Houston, S.C. | (Charlotte) | 4 Career Starts (9 app.) |
| -or- | 1 | Ashten Emory | 5-11 | 203 | R-Fr. | RS | Dallas, Texas | (Rockwall HS) | 5 Career Starts (12 app.) |
| QB | 9 | Skyler Locklear | 5-11 | 195 | R-Jr. | 1L | Clayton, N.C. | (Austin Peay) | 13 Career Starts (16 app.) |
| -or- | 7 | Malachi Nelson | 6-3 | 193 | R-So. | TR | Los Alamitos, Calif. | (Boise State) | 5 Career Starts (6 app.) |

ORANGE SWARM DEFENSE

| | | | | | | | | | |
|-----------------------|----|---------------------|------|-----|-------|----|----------------------|------------------------|----------------------------|
| DE | 19 | Ashaad Hall | 6-4 | 235 | Sr. | TR | St. Petersburg, Fla. | (South Carolina State) | 6 Career Starts (8 app.) |
| | 3 | Shakaun Bowser | 6-5 | 255 | Jr. | TR | Mesa, Ariz. | (Garden City CC) | 1 Career Starts (8 app.) |
| NT | 90 | Ashton Coker | 6-2 | 290 | So. | 1L | Kay, Texas | (Katy Taylor HS) | 12 Career Starts (20 app.) |
| | 92 | Tyler Scott | 6-1 | 315 | Sr. | TR | Jackson, Ga. | (Kennesaw State) | 1 Career Starts (9 app.) |
| DT | 7 | KD Johnson | 6-1 | 275 | 5th | 2L | Houston, Texas | (Kilgore College) | 21 Career Starts (33 app.) |
| | 99 | Cole Gustafson | 6-4 | 279 | Sr. | TR | Rocklin, Calif. | (FLU) | 2 Career Starts (9 app.) |
| DE^B | 0 | Udoka Ezeani | 6-1 | 216 | R-Sr. | TR | Richmond, Texas | (Boise State) | 9 Career Starts (9 app.) |
| | 32 | Elijah Baldwin | 6-2 | 230 | R-Fr. | RS | San Antonio, Texas | (John Jay HS) | 0 Career Starts (13 app.) |
| MIKE | 48 | Micah Davey | 6-2 | 235 | R-Sr. | TR | Baton Rouge, La. | (McNeese State) | 9 Career Starts (9 app.) |
| | 8 | Stratton Shufelt | 6-2 | 230 | So. | 1L | Rio Rancho, N.M. | (Cleveland HS) | 1 Career Starts (19 app.) |
| SAM | 10 | Jayden Wilson | 6-1 | 218 | Jr. | TR | El Paso, Texas | (New Mexico) | 6 Career Starts (9 app.) |
| | 41 | Vashon Brunswick II | 6-1 | 215 | Fr. | HS | Garland, Texas | (Sachse HS) | 0 Career Starts (4 app.) |
| SPUR | 12 | Donte Thompson | 5-11 | 175 | R-Sr. | TR | Pensacola, Fla. | (Texas State) | 5 Career Starts (8 app.) |
| | 15 | Kode Lowe | 6-1 | 225 | R-Jr. | TR | Coleman, Fla. | (West Florida) | 3 Career Starts (9 app.) |
| CB | 4 | Neil Campbell | 5-11 | 205 | GS | TR | Chicago, Ill. | (Indiana Wesleyan) | 9 Career Starts (9 app.) |
| | 28 | Erion Wilkins | 6-2 | 170 | Fr. | HS | Houston, Texas | (Atascocita HS) | 0 Career Starts (4 app.) |
| SS | 5 | Solo Barnes | 6-3 | 205 | Sr. | TR | New Orleans, La. | (Fayetteville State) | 9 Career Starts (9 app.) |
| | 21 | Tyler Jones | 6-0 | 200 | R-Sr. | TR | Orlando, Fla. | (Tennessee State) | 0 Career Starts (5 app.) |
| FS | 2 | Xavier Smith | 6-0 | 195 | R-Jr. | 1L | Atlanta, Ga. | (Austin Peay) | 19 Career Starts (21 app.) |
| | 16 | Yessman Green | 6-2 | 180 | R-Sr. | RS | Mobile, Ala. | (Jax State) | 0 Career Starts (6 app.) |
| CB | 9 | Marcell Blocker | 6-3 | 190 | Sr. | TR | Miami, Fla. | (Florida Memorial) | 2 Career Starts (7 app.) |
| -or- | 18 | Justin Content | 6-1 | 185 | So. | 1L | Hoschton, Ga. | (Mill Creek HS) | 12 Career Starts (18 app.) |

WEFENSE UNIT

| | | | | | | | | | |
|-------------|----|-------------------|------|-----|-------|----|-------------------------|---------------------------------|-----------------------|
| K | 33 | Tanner Cragun | 6-2 | 195 | R-So. | TR | Frisco, Texas | (Utah State) | 4 Career Appearances |
| | 91 | Carlos Arreola | 5-10 | 200 | Jr. | TR | El Paso, Texas | (Sul Ross State) | 8 Career Appearances |
| -or- | 97 | Joe Bowman | 6-0 | 185 | R-Sr. | 1L | Carlsbad, Calif. | (SEMO) | 7 Career Appearances |
| P | 42 | Noah Botsford | 6-3 | 200 | R-Sr. | TR | Fort Lauderdale, Fla. | (Valdosta State) | 9 Career Appearances |
| | 87 | Jackson Cleaver | 6-1 | 205 | R-Sr. | TR | Tigard, Ore. | (Eastern Washington) | 6 Career Appearances |
| LS | 39 | Josh Hancock | 5-9 | 185 | R-Sr. | 2L | Corpus Christie, Texas | (Coastal Christian Home School) | 24 Career Appearances |
| | 45 | Rio Hay | 6-1 | 232 | R-Fr. | TR | Dripping Springs, Texas | (UAPB) | 0 Career Appearances |
| H | 42 | Noah Botsford | 6-3 | 200 | Jr. | TR | Fort Lauderdale, Fla. | (Valdosta State) | 9 Career Appearances |
| KR | 23 | Wondame Davis Jr. | 6-1 | 180 | R-Fr. | RS | Ennis, Texas | (Ennis HS) | 8 Career Appearances |
| | 19 | Eric Willis III | 5-8 | 160 | Sr. | TR | Collingdale, Pa. | (California [PA]) | 9 Career Appearances |
| PR | 19 | Eric Willis III | 5-8 | 160 | Sr. | TR | Collingdale, Pa. | (California [PA]) | 9 Career Appearances |



MINER NOTABLES

WHERE TO WATCH & LISTEN

The Miners and Bears will be streamed on ESPN+. The action will be on 95.5 KLAQ FM with “**The Voice of the UTEP Miners**” **Jon Teicher**, calling play-by-play in his 45th season. ‘Teich’, who called his 500th game on Oct. 11, 2023, at FIU, is joined by former UTEP coach **Aaron Price** in the booth, providing analysis. El Paso native and long-running member of the local media, **Mando Medina**, will be reporting from the sidelines. The contest can also be heard on the UTEP Miners app.

SERIES VS. MISSOURI STATE

The Miners and Bears will face each other for the first time on Saturday, Nov. 15, 2025, in Springfield, Mo.

ABOUT MISSOURI STATE

The Bears, in their first year in FBS, improved to 6-3 overall and 4-1 in CUSA action after winning their fourth consecutive game. Missouri State lost its first league contest, falling against WKU at home 27-22 on Sept. 27. Since then, the Bears have won four straight in conference play, winning at Middle Tennessee, 22-20 (Oct. 8), at NM State, 24-17 OT (Oct. 22), versus FIU, 28-21 (Oct. 29), and most recently at Liberty, 21-17 last week. Jacob Clark, one of CUSA’s leading passers, threw for 286 yards (20-33) and a pair of scores to lead the Bears over the Flames. Tristian Gardner (five rec., 80 yards) and Jmairyae Robinson (five rec., 60 yards) each hauled in touchdowns. Gardner’s 13-yard scoring reception helped give Missouri State the go-ahead 21-17 lead with 27 seconds remaining in the contest. Robinson’s 28-yard grab put Missouri State on the board after falling behind 10-0. Overall, the Bears average 22.6 points and give up 25.9. MSU averages 368.3 total offense per game (seventh in CUSA). Clark ranks fourth in CUSA with 1,927 yards on 152-of-239 passing (63.6 percent). Clark’s 15 TD passes rank third, and he is fourth in completion percentage. Clark spreads the ball around as five different receivers have at least 20+ catches and 340+ yards: RB Ramone Green Jr. (22 rec., 361 yards, 2 TD), WR Dash Luke (27 rec., 260, 2TD), WR Jmariyae Robinson (26 rec., 350 yards, 4 TD), WR Tristian Gardner (23 rec., 349 yards, 3 TD), and WR Ronnel Johnson (25 rec., 344 yards, 2 TD). RB Shomari Lawrence leads the running game with 598 yards on 125 attempts and four touchdowns. Green Jr. is second with 189 yards on 33 rushes. LB Jalen Brooks leads the defense with 55 tackles and three breakups. CB Thomas Anderson is second with 54 tackles and has four breakups. Overall, the Bears have 40 breakups, ranking second in CUSA. CB Jordan Dunbar has a team-high nine breakups (third in CUSA).

RUNNING MAN

QB **Skyler Locklear** rushed for a career-high 82 yards on 17 attempts against Jax State. Locklear has rushed for 265 yards in the last four games (66.3 avg.). Overall, Locklear has gained a team-high 308 yards on 65 attempts (4.7 avg.). Locklear is averaging 51.3 rushing yards per game. Locklear ranks 15th overall in CUSA rushing yards. Locklear’s five rushing touchdowns lead UTEP and rank tied seventh in CUSA

MOST RUSHING TD’S BY UTEP QB IN SIX YEARS

Skyler Locklear has rushed for five touchdowns in six games started after getting two more against Jax State. Locklear has the most by a UTEP quarterback since QB Kai Locksley rushed for five scores in 2019.

SECOND TIME IN 2025

Skyler Locklear accounted for four touchdowns against Jax State. Locklear rushed for scores of one yard and 10 yards, while tossing 75 and 19-yard touchdowns against the Gamecocks. Locklear also did so at Sam Houston, rushing for two touchdowns and throwing a pair.

CAREER LONG PASS

Skyler Locklear threw a career-long 75-yard touchdown pass to WR **Wondame Davis Jr.** against Jax State. His previous long was 69 yards at NM State last season.

SEASON-HIGH PASSING YARDS

Skyler Locklear threw for a season-high 244 yards against Jax State. He’s thrown for 640 yards in the last three games (213.3).

HURLING THE ROCK

Skyler Locklear has done it with his feet while also getting it done in the air after tossing two touchdowns, including a career-long 75-yard touchdown. Overall, Locklear has thrown seven touchdowns since starting in the last six games, including six touchdown passes in the last three games.

TOUCHDOWNS ACCOUNTED FOR

Skyler Locklear has accounted for 12 touchdowns so far (7 TD passes, 5 TD rushes).

SECOND HIGHEST RECEIVING TOTAL IN FBS WEEK 11

WR **Wondame Davis Jr.** tallied a career-high 166 receiving yards, the second-highest output in FBS week 11. Texas State’s Beau Sparks had 186 at Louisiana.

BIG DAY FOR WONDAME

Wondame Davis Jr. tallied a career-high 166 yards on five receptions (33.2 avg.) and a touchdown against Jax State. Davis Jr.’s touchdown was a career-long catch of 75 yards.

MOST RECEIVING YARDS AT HOME SINCE 2021

Wondame Davis Jr.’s 166 yards receiving in the Sun Bowl on Saturday were the most since WR **Jacob Cowing** tallied 170 yards Nov. 20, 2021, against Rice.

SECOND IN THE NATION

Wondame Davis Jr. ranks second in the nation, averaging 22.9 yards per reception. Davis Jr. has 457 yards on 20 receptions.

BIG PLAY WONDAME

Wondame Davis Jr. leads CUSA and ranks second in FBS, averaging 22.9 yards per reception. Davis Jr.’s four touchdown receptions rank tied for seventh in the conference. Overall, Davis Jr. has tallied 457 yards on only 20 receptions. Davis Jr. ranks ninth in CUSA in receiving yards.

FIRST TD AS A MINER

WR **Eric Willis III** caught his first touchdown in a Miner uniform, a 19-yard reception in the fourth quarter that tied the game at 27 apiece against Jax State. It was Willis’s first touchdown reception since Oct. 26, 2024, against Slippery Rock while playing at California (Pa.).

SCHUCHTS’S EMERGENCE

TE **Josh Schuchts** registered a career-high 41 yards on two catches with a touchdown at Kennesaw State. Schuchts hauled in a career-long 41-yard touchdown reception against the Owls to get the Miners on the board. Schuchts has hauled in 13 receptions for 107 yards and two touchdowns since playing in his first collegiate game action on Sept. 27, against LA Tech. Schuchts has started in four of five games played after missing all of 2024 and the first four games in 2025.

KENNY IS A CATCH

WR **Kenny Odom** leads CUSA in receptions per game (5.8) and is tied for first in the league lead with 46 receptions. Odom has 442 receiving yards rank 12th in CUSA. Odom is tied for seventh in the league with four touchdown receptions. Odom ranks tied for 21st in the nation in receptions per game. Odom hauled in a career-high 10 receptions at Sam Houston recently.

BALL SECURITY

UTEP has lost only three fumbles, ranking tied for 20th in FBS and tied first in Conference USA. The Miners have only combined for seven total fumbles, ranking second in CUSA and tied for 21st nationally.



MINER NOTABLES

BIG PLAYS FROM THE BLUE BLAZE

In the longest plays from scrimmage in Conference USA, UTEP ranks first in 90+ yard plays (1), tied-first in 80+ yard plays (1), 70+ yards (4), 60+ yards (5), 40+ yards (12) and 30+ yards (25).

GO FOR DOS

UTEP has converted four two-point conversions, tying for third with two other teams (Baylor, UAB) in FBS. QB **Shay Smith** hooked up with WR **Josh Schuchts** on a two-point conversion against Liberty. Schuchts hauled one in from QB **Skylar Locklear** last week against LA Tech. QB **Cade McConnell** also found the end zone on the two-pointer, leaping over multiple defenders on a trick play against UT Martin. QB **Malachi Nelson** converted one on a pass to RB **Hahsaun Wilson** against ULM.

THIRD-DOWN DEFENSE IS SECOND IN FBS

UTEP ranks first in Conference USA and is ranked second in FBS in third-down conversion percentage defense (25.4, 33-of-130). The Miners only yielded 4-of-12 against Jax State. Texas A&M leads the nation at 24.1 percent (27-112).

TOTAL DEFENSE

UTEP ranks second in CUSA in total defense (362.6). Liberty leads CUSA (360.7).

FIRST-DOWN DEFENSE

UTEP ranks second in CUSA in first downs defense (19.7). The Miners' 177 first downs allowed are second in CUSA.

ORANGE SWARM SACK ATTACK

UTEP ranks second in Conference USA with 20 sacks. The Miners' 2.2 sacks per game rank second in CUSA.

TACKLING BEHIND THE LINE OF SCRIMMAGE

UTEP has tallied a Conference USA-best 66 tackles for loss. The Miners rank tied for 13th in FBS in total TFL. Its 7.3 TFL per game is also first in CUSA and ranks eighth in FBS. Oklahoma leads the nation in total TFL (97) and TFL per game (10.8). UTEP's 249 yards lost on the TFL ranks 29th in FBS.

PASSING DEFENSE

UTEP ranks first in Conference USA and 35th in FBS in passing defense (193.9).

CUSA LEADING TACKLER

LB **Micah Davey** leads Conference USA and is third in FBS in total tackles (107). Davey ranks third in FBS in tackles per game (11.9). Davey totaled 13 more tackles against Jax State. He has 76 in his last six games (12.7 per game). Davey's 52 solo tackles lead CUSA and are tied for third in FBS. For his college career, Davey has amassed 418 tackles in 37 games (11.3 per game).

DOUBLE-DIGIT MACHINE

Micah Davey registered his fifth consecutive double-digit tackle game after posting 13 against Jax State. The string started with 12 against LA Tech, 12 versus Liberty, 14 at Sam Houston, and a season-high 17 at Kennesaw State. Davey has six overall in 2025 and 24 in his collegiate career.

MOST IN A UTEP UNIFORM

Micah Davey amassed a season-high 17 tackles at Kennesaw State. It's the most Davey has notched in the Orange and Blue. Davey's collegiate career best is 21 (Nov. 18, 2023 at Lamar) while playing at McNeese State.

#2 LUKE LAUFENBERG #LiveLikeLuke

The UTEP football team will continue to pay tribute to the late Luke Laufenberg throughout the 2025 season. Laufenberg passed away at the age of 21 on Thursday, Aug. 22, 2019 after battling cancer for two years. A tight end from Dallas, Texas, Laufenberg joined the Miners for 2019 spring ball after playing at Mesa Community College in 2017. UTEP players have worn black "LUKE" stickers on their helmets since the start of the 2019 season. Redshirt freshman and El Paso native WR Marcus Torres will wear his #2 Laufenberg jersey throughout the season. WR Justin Garrett was the first Miner to don the #2 jersey during the 2020 season and continued the trend in 2021. QB Gavin Hardison was the second Miner to don the #2 jersey (2022-23) and WR Javoni Gardere was the third (2024). Laufenberg played his senior season at Argyle Liberty Christian High School in Argyle, Texas, where he was named 2016 Offensive Newcomer of the Year and honorable mention All-District. He initially walked on at Texas A&M before continuing his football career at Mesa Community College, where he appeared in six games prior to being diagnosed with Burkitt lymphoma.



#3 TRENCH WARRIOR

The "Trench Warrior" is a single digit that is assigned to the most deserving D-Lineman. They are a leader, and they embody UTEP's culture on and off the field. It is something head coach Scotty Walden created to signify that wearing a single digit on the DL means you're a "bad dude." On Aug. 21, Walden announced that junior defensive lineman Shakaun Bowser will don the no. 3 number in 2025.



MINER NOTABLES

400-TACKLE CLUB

Micah Davey has racked up 30 tackles the last two games, giving the linebacker 418 tackles in his collegiate career. Davey tallied 313 while playing at McNeese State in 29 career games (2022-24).

BARNES'S FIRST INT

S **Solo Barnes** registered his first interception in a UTEP uniform against Jax State. Overall, it's his third collegiate INT after picking off two passes while at Fayetteville State. It was Barnes's first pick since Nov. 2, 2024.

BOWSER'S FIRST START

DL **Shakaun Bowser**, the Miners' "Trench Warrior," made his first start against Jax State since joining the Miners. Bowser finished with three tackles.

JAYDEN STEPPING IN AND STEPPING UP

Jayden Wilson has started the last six games since filling in for LB Joshua Ruldolph, who's out for the season. Wilson ranks second on the team and ninth in CUSA with 67 tackles after tallying five against Jax State. Wilson has added 7.5 tackles for loss, 0.5 sack, an interception (first collegiate), two hurries, fumble return for 34 yards and two forced fumbles. Wilson ranks tied for third in CUSA in forced fumbles.

KD, A FORCE INSIDE

DT **KD Johnson** has tallied 44 tackles, ranking sixth on the defense and 36th in CUSA. Johnson leads all CUSA interior defensive linemen in tackles. Johnson surpassed his season career best of 40 tackles in 2024. In 33 career games, Johnson has tallied 106 tackles at UTEP. He came to El Paso with 86 tackles in two seasons at Kilgore College (2021, 2022).

CONTENT ISLAND

CB **Justin Content** has impressed in his second season, starting in eight of nine games. Content tallied a career-high two pass breakups at Kennesaw State. He's tied for the team lead with four breakups and ranks tied for 12th in CUSA. Content has tallied 41 tackles (19 solo) with 4.0 tackles for loss, an interception and a quarterback hurry. He amassed a career-high 13 tackles and posted his first career INT against LA Tech earlier this season.

SEASON-HIGH 13 SOLO STOPS

Micah Davey was a one-man wrecking crew at Sam Houston after racking up 13 solo tackles of his 14 total. It's the most since joining the Miners and tied his collegiate career after registering 13 solo tackles against Houston Christian on Nov. 11, 2023, while playing at McNeese State. Overall, it's Davey's seventh career double-digit solo tackle effort.

EZEANI T-THIRD IN CUSA

Bandit **Udoka Ezeani** ranks tied for third in Conference USA with 8.5 tackles for loss.

LEADER OF THE SACK

Udoka Ezeani leads UTEP with 4.0 sacks after posting a career-high 2.0 sacks against LA Tech. He also ranks tied for third in CUSA in sacks and tied fourth in sacks per game (0.44).

CAREER DAY FOR BOTSFORD

P **Noah Botsford** booted a career-long 70-yard punt, while averaging a career-high 54.0 yards per punt against Jax State. His previous longest was 66 yards.

MORE ON THE 70-YARDER

Noah Botsford's 70-yard punt is tied for the 12th-longest punt kicked this season. Botsford was the first UTEP punter since P Mike Ruggles's 73-yard punt on Nov. 16, 2013, against FIU.

BOOTING BOTSFORD

P **Noah Botsford** ranks second in Conference USA, averaging 46.5 yards per game. Botsford has tallied 2,184 yards on 47 boots. Botsford has a long punt of 70 yards with 14 placed inside the 20 and 14 50+ yard punts. Botsford averaged a career-high 54.0 yards on four punts (216 yards) against Jax State. It was the third time this season that Botsford averaged 50.0+ yards (vs. UT Martin, at Sam Houston).

NOTEABLE KEEPERS

CAREER NIGHT FOR MALACHI

QB **Malachi Nelson** threw for a career-high 404 yards against ULM. Nelson completed 22 passes on a career-most 46 attempts to go along with a trio of touchdown passes. His 404-yard effort is the 13th-best performance in program history.

FIRST TIME IN 16 YEARS

Malachi Nelson became the first UTEP QB to pass for at least 400 yards since **Trevor Vittaoe** did so vs. Marshall (517 yards) on Nov. 28, 2009.

400+YARD PASSING CLUB

Malachi Nelson was the seventh UTEP quarterback to throw for at least 400 yards passing after throwing for 404 against ULM. **Bill Craiggo**, **Brooks Dawson**, **Sammy Garza**, **Jordan Palmer**, **Billy Stevens** and **Trevor Vittaoe** all threw for at least 400 yards in one game.

NELSON'S FIRST 4 STARTS UNDER CENTER

Malachi Nelson put up big numbers in his first four starts as a Miner. Nelson has thrown for 1,069 yards on 82-of-142 passing with eight touchdowns and five interceptions. Other notable UTEP quarterbacks' first four starts include: **Billy Stevens** (1965), 78-of-158 for 1,425 yards, 10 TDs, eight interceptions; **Brooks Dawson** (1967), 62-of-126, 1,147 yards, 17 TD, 5 INT; **Pat Hegarty** (1987), 74-of-134 for 935 yards, 6 TD, 7 INT; **Jordan Palmer** (2003), 62-of-116, 723 yards, 4 TD, 9 INT; **Trevor Vittaoe** (2007), 43-of-90, 721 yards, 5 TD, 1 INT; **Nick Lamaison** (2011), 64-of-108, 891 yards, 7 TD, 5 INT; **Jameill Showers** (2013), 76-of-115, 856 yards, 7 TD, 1 INT; **Gavin Hardison**, (2020) 57-of-105, 850 yards, 1 TD, 1 INT.

EARL CAMPBELL TYLER ROSE AWARD HONORABLE MENTION WEEK 8

QB **Skylar Locklear** threw for 236 yards on 21-of-26 passing, two touchdown tosses, along with 48 yards on the ground and two rushing scores to lead UTEP past Sam Houston. Locklear earned a weekly honor on Oct. 21, following his effort. Locklear's four-yard touchdown pass to TE **Josh Schuchts** tied the game at 7-7. Locklear's first rushing score, a two-yard trot to the end zone, gave the Miners a 14-7 lead. Locklear's second rushing score – a 15-yard dash to the house – put UTEP up 21-10. With the score 21-17 going into the fourth quarter, Locklear completed a 26-yard pass to WR **Kenny Odom** on a third-and-15. The big play resulted in a Locklear to Odom 20-yard touchdown as the Miners took an 11-point lead with just over three minutes to play.

DAVIS JR. CUSA FRESHMAN OF THE WEEK - SEPT. 22

WR **Wondame Davis Jr.** produced breakout numbers against ULM in the Sun Bowl. He was named the Conference USA Freshman of the Week on Sept. 22. Davis Jr. scored his first collegiate touchdown – a 44-yard reception – during the fourth quarter. He added another – a 20-yard catch – with six minutes left in the final frame. Davis Jr. set career bests in receptions (six), receiving yards (119) and long reception (44). His efforts helped the Miners rally from a 31-10 deficit as his second TD helped UTEP get within six points with six minutes remaining. He entered the game with one career catch for seven yards (at no. 10 Tennessee in 2024).



MINER NOTABLES

A PAIR GOING OVER THE CENTURY MARK AGAIN

For the second time this season, the Miners had two receivers hit 100 yards. WR **Trevon Tate** hauled in seven passes for 133 yards, while WR **Wondame Davis Jr.** also had six catches for 119 yards. The first pair to do it this season were WR **Kenny Odom** (124 yards) and WR **Toric Goins Jr.** (105 yards) against UT Martin on Sept. 13.

LONGEST PLAY FROM SCRIMMAGE IN PROGRAM HISTORY

RB **Hahsaun Wilson** zoomed past Skyhawk defenders on his way to a school-record 94-yard touchdown run. The previous longest run was a 91-yard scamper by RB **Aaron Jones** at Texas Tech in 2015. The previous longest play from scrimmage was a 92-yard **Billy Stevens'** touchdown pass to **Bob Wallace** in 1965.

SECOND LONGEST PLAY FROM SCRIMMAGE IN THE NATION

Hahsaun Wilson's 94-yard touchdown run against UT Martin is the second longest rush play and second longest overall play from scrimmage in the nation. Wilson is one of five players in FBS to account for a 90+ yard play from scrimmage. Virginia's Harrison Waylee owns the longest play from scrimmage, a 97-yard rush on Sept. 13.

SUN CITY SENSATIONS

The 2025 UTEP football roster features 11 players from El Paso, Texas: K **Carlos Arreola** (Clint HS), OL **Juan Camacho Jr.** (Bowie HS), C **Ivan Escobar** (Montwood HS), S **Jaime Guerrero** (Eastlake HS), S **Cam Harrelson** (Montwood HS), OL **Joseph Immediato** (Eastwood HS), OL **Tyrone D. McDuffie III**, QB **Shay Smith** (Franklin HS), WR **Marcus Torres** (Pebble Hills), LB **Jayden Wilson** (Austin HS) and OL **Craig Wydra** (Andress HS).

UTEP FATHER-SON CONNECTION

LB **Pete Shufelt**, the father of LB **Stratton Shufelt** and RB **Paul Smith**, the father of QB **Shay Smith**, also played their college ball at UTEP. Pete was a linebacker from 1989-93, ranking 10th on the program's all-time tackles list with 385 (236 solo). Paul played from 1996-1999 and ranks eighth on the school's all-time rushing list with 2,539 yards.

NFL KIDS

LB **Micah Davey**, S **Lantz Russell**, LB **Stratton Shufelt** and QB **Shay Smith** come from pro backgrounds as their fathers all played in the NFL. QB Rohan Davey was drafted by the New England Patriots in 2002 (fourth round, 117th overall out of LSU). RB Leonard Russell played in the NFL for six seasons after being drafted by the Patriots in 1991 (first round, 14th overall out of Arizona State). He tallied 3,973 yards and 29 rushing touchdowns in 85 games. RB **Paul Smith** played in the NFL for seven seasons after being drafted in 2000 by the San Francisco 49ers (fifth round, 132nd overall). Smith rushed for 210 yards and a touchdown in 79 career games. LB **Pete Shufelt** played in five regular-season games for the New York Giants in 1994.

UP NEXT

UTEP will host rival NM State in the 102nd Battle of I-10 on Saturday, Nov. 22, in Sun Bowl Stadium. The Miners and Aggies are set to kick off at 1 p.m. MST. Saturday's contest is the Kids' Game. For tickets, call 915.747.UTEP or visit www.utepminers.com/tickets.

NCAA TEAM RANKINGS

| NCAA CATEGORY | UTEP | MSU |
|----------------------------------|------|-----|
| Total Offense | 112 | - |
| Rushing Offense | 120 | - |
| Passing Offense | 79 | - |
| Team Passing Efficiency | 123 | - |
| Scoring Offense | 108 | - |
| Total Defense | 63 | - |
| Rushing Defense | 100 | - |
| Passing Yards Allowed | 35 | - |
| Team Passing Efficiency Defense | 37 | - |
| Scoring Defense | 78 | - |
| Turnover Margin | 122 | - |
| 3rd Down Conversion Pct. | 132 | - |
| 4th Down Conversion Pct. | 59 | - |
| 3rd Down Conversion Pct. Defense | 2 | - |
| 4th Down Conversion Pct. Defense | 15 | - |
| Red Zone Offense | 113 | - |
| Red Zone Defense | 76 | - |
| Net Punting | 35 | - |
| Punt Returns | 103 | - |
| Kickoff Returns | 130 | - |
| First Downs Offense | 125 | - |
| First Downs Defense | 57 | - |
| Fewest Penalties Per Game | 46 | - |
| Fewest Penalty Yards Per Game | 67 | - |
| Time of Possession | 132 | - |

TEAM LEADERS

UTEP - OFF: 21.6 PPG/330.3 YPG | DEF: 25.8 PPG/362.6 YPG

| Rushing | Att. | Net | Avg. | TD | YPG |
|-----------------|------|-----|------|----|------|
| Skyler Locklear | 65 | 308 | 4.7 | 5 | 51.3 |
| Ashten Emory | 80 | 304 | 3.8 | 3 | 33.8 |

| Passing | C-A-I | Pct. | Yds. | TD | YPG |
|-----------------|-----------|------|------|----|-------|
| Malachi Nelson | 104-190-9 | 54.7 | 1163 | 8 | 193.8 |
| Skyler Locklear | 65-113-5 | 57.5 | 804 | 7 | 134.0 |

| Receiving | Rec. | Yds. | Avg. | TD | YPG |
|-------------------|------|------|------|----|------|
| Kenny Odom | 46 | 442 | 9.6 | 4 | 55.3 |
| Wondame Davis Jr. | 20 | 457 | 22.9 | 4 | 57.1 |

| Defense | U-A-TT | TFL | SACK | FR (YDS)-FF |
|---------------|-----------|--------|-------|-------------|
| Micah Davey | 52-55-107 | 7.0-19 | 1.0-4 | 1(0)-0 |
| Jayden Wilson | 26-41-67 | 7.5-21 | 0.5-4 | 1(34)-2 |

MISSOURI STATE - OFF: 22.6 PPG/368.3 YPG | DEF: 25.9 PPG/378.0 YPG

| Rushing | Att. | Net | Avg. | TD | YPG |
|------------------|------|-----|------|----|------|
| Shomari Lawrence | 125 | 598 | 4.8 | 4 | 66.4 |
| Ramone Green Jr. | 33 | 189 | 5.7 | 0 | 21.0 |

| Passing | C-A-I | Pct. | Yds. | TD | YPG |
|--------------|-----------|------|------|----|-------|
| Jacob Clark | 152-239-8 | 63.6 | 1927 | 15 | 240.9 |
| Deuce Bailey | 23-47-0 | 48.9 | 335 | 2 | 111.7 |

| Receiving | Rec. | Yds. | Avg. | TD | YPG |
|------------------|------|------|------|----|------|
| Ramone Green Jr. | 22 | 361 | 16.4 | 2 | 40.1 |
| Dash Luke | 27 | 360 | 13.3 | 2 | 40.0 |

| Defense | U-A-TT | TFL | SACK | PBU |
|-----------------|----------|-------|-------|-----|
| Jalen Brooks | 40-15-55 | 1.0-2 | 0.0-0 | 3 |
| Thomas Anderson | 45-9-54 | 2.0-5 | 1.0-3 | 4 |



MINER NOTABLES

2025 UTEP FOOTBALL CAPTAINS

BLUE BLAZE



Ivan
ESCOBAR
#53 / C



Kenny
ODOM
#6 / WR



Kam
THOMAS
#5 / MB

ORANGE SWARM



Neil
CAMPBELL
#4 / CB



Joshua
RUDOLPH
#1 / LB



KD
JOHNSON
#7 / DT

WEFENSE



Garrett
HAWKINS
#43 / LB



Stratton
SHUFELT
#8 / LB

2025 "UTEP FOOTBALL WITH SCOTTY WALDEN" RADIO SHOW DATES/LOCATIONS

| | |
|------------------------------|-----------------------|
| Wednesday, Aug. 27 (6-7 pm) | Border City Ale House |
| Wednesday, Sept. 3 (6-7pm) | Deadbeach Brewery |
| Wednesday, Sept. 10 (6-7 pm) | Border City Ale House |
| Wednesday, Sept. 17 (5-6 pm) | Deadbeach Brewery |
| Wednesday, Sept. 24 (6-7 pm) | Border City Ale House |
| Tuesday, Oct. 7 (6-7 pm) | Deadbeach Brewery |
| Monday, Oct. 13 (5-6 pm) | Border City Ale House |
| Friday, Oct. 24 (5-6 pm) | Deadbeach Brewery |
| Wednesday, Nov. 5 (6-7 pm) | Border City Ale House |
| Wednesday, Nov. 12 (6-7 pm) | Deadbeach Brewery |
| Tuesday, Nov. 18 (6-7 pm) | Border City Ale House |
| Wednesday, Nov. 26 (6-7 pm) | Deadbeach Brewery |

LOCATIONS & ADDRESS

Deadbeach Brewery: 3200 Durazno Ave.
Border City Ale House: 1506 N. Lee Trevino Dr.
 Listen Live on 600 ESPN El Paso & the UTEP Miners app

2025 UTEP FOOTBALL TRENDS

| | |
|----------------------|-----|
| OVERALL | 2-7 |
| VS. CONFERENCE USA | 1-4 |
| NONCONFERENCE RECORD | 1-3 |
| HOME | 1-4 |
| AWAY | 1-3 |
| DAY GAMES | 0-2 |
| NIGHT GAMES | 2-5 |
| VS. TOP 25 TEAMS | 0-1 |
| NEUTRAL | 0-0 |
| NATIONAL TV | 1-4 |
| CBSSN | 0-2 |
| ESPN+ | 1-3 |
| ESPNU | 0-1 |
| SEC NETWORK | 0-1 |

OFFENSE

| | |
|---------------------------------------|-----|
| WHEN SCORING FIRST | 1-0 |
| WHEN THE OPPONENT SCORES FIRST | 1-7 |
| WHEN LEADING AT HALFTIME | 2-0 |
| WHEN TRAILING AT HALFTIME | 0-7 |
| WHEN TIED AT HALFTIME | 0-0 |
| WHEN LEADING AFTER THIRD QUARTER | 2-0 |
| WHEN TRAILING AFTER THIRD QUARTER | 0-6 |
| WHEN TIED AFTER THIRD QUARTER | 0-1 |
| IN OVERTIME GAMES | 0-0 |
| WHEN SCORING LESS THAN 20 POINTS | 0-4 |
| WHEN SCORING 20+ POINTS | 0-3 |
| WHEN SCORING 30+ POINTS | 1-0 |
| WHEN SCORING 40+ POINTS | 1-0 |
| WHEN RUSHING FOR < 100 YARDS | 0-3 |
| WHEN RUSHING FOR 100+ YARDS | 2-4 |
| WHEN RUSHING FOR 200+ YARDS | 0-1 |
| WHEN PASSING FOR 200+ YARDS | 1-1 |
| WHEN PASSING FOR 250+ YARDS | 1-0 |
| WHEN PASSING FOR 300+ YARDS | 0-1 |
| WHEN TOTALING < 300 YDS TOTAL OFFENSE | 0-5 |
| WHEN GAINING 300+ YDS TOTAL OFFENSE | 3-1 |
| WHEN HAVING NO TURNOVERS | 0-1 |
| WHEN HAVING LESS THAN 3 TURNOVERS | 2-5 |
| WHEN HAVING 3 OR MORE TURNOVERS | 0-1 |
| WHEN HAVING MORE THAN 30:00 TOP | 0-1 |
| WHEN HAVING LESS THAN 30:00 TOP | 2-6 |

DEFENSE

| | |
|---------------------------------------|-----|
| WHEN ALLOWING LESS THAN 20 POINTS | 2-1 |
| WHEN ALLOWING 20+ POINTS | 0-2 |
| WHEN ALLOWING 30+ POINTS | 0-4 |
| WHEN ALLOWING < 100 YDS RUSHING | 1-1 |
| WHEN ALLOWING 100+ YDS RUSHING | 1-3 |
| WHEN ALLOWING 200+ YDS RUSHING | 0-3 |
| WHEN ALLOWING < 200 YARDS PASSING | 0-4 |
| WHEN ALLOWING 200+ YARDS PASSING | 1-3 |
| WHEN ALLOWING 250+ YARDS PASSING | 1-0 |
| WHEN ALLOWING 300+ YARDS PASSING | 0-0 |
| WHEN ALLOWING < 300 YDS TOTAL OFFENSE | 0-1 |
| WHEN ALLOWING 300+ YDS TOTAL OFFENSE | 2-6 |
| WHEN HAVING NO TAKEAWAYS | 0-3 |
| WHEN HAVING 3 OR LESS TAKEAWAYS | 2-3 |
| WHEN HAVING 4 OR MORE TAKEAWAYS | 0-1 |



UTEP HEAD COACH



SCOTTY WALDEN

SUL ROSS STATE '12

SECOND SEASON AT UTEP
EIGHTH SEASON AS A HEAD COACH

Scotty Walden, native Texan and one of the most dynamic young head coaches in the country, was named UTEP Football's 27th head coach on Dec. 4, 2023.

The Miners won two of the last three games to conclude Walden's first season at the helm in 2024. Walden chalked up his first victory with the Orange and Blue on Oct. 16 when the Miners defeated FIU, 30-21, in the Sun Bowl. UTEP also defeated Kennesaw State, 43-35, in double overtime, while the Miners concluded the 2024 season with a come-from-behind victory at NM State, 42-35, in the 101st Battle of I-10 on Nov. 30.

In its three victories, UTEP's "Blue Blaze" offense averaged 38+ points per game and over 374 yards of total offense. Offensively, multiple players, who transferred from Austin Peay (Walden's previous school), were team leaders in specific statistical categories. Jevon Jackson gained a team-high 754 yards on the ground with six total touchdowns (four rush, two rec.). Jackson ranked sixth in CUSA in rushing yards. Kam Thomas, who was a 2024 All-CUSA first team special teams player, was the team leader in punt returns on wefense. He ranked second in CUSA with 200 yards on 10 returns (20.0 avg.), including a long return of 93 yards for a TD at NM State. Thomas was one of two players in CUSA to return a punt for a score. Thomas also grabbed 47 receptions - tied for the team lead with Trey Goodman. Goodman tallied 469 yards receiving. Goodman set career highs in receptions (12) and receiving yards (150) during the Miners' win against Kennesaw State. Goodman caught all 12 balls that were thrown his way. Kenny Odom, a 2024 All-CUSA second team selection, led the way with 741 yards receiving and eight touchdowns. Odom ranked second in CUSA in receiving scores (eight) and sixth in yards per reception (16.1 avg.). Odom's eight touchdown receptions were the most

by a Miner since 2016. Odom recorded a season-best 128 yards on seven receptions with a pair of touchdowns at Colorado State. Odom racked up a career-best three touchdown receptions against Kennesaw State. He tallied 108 yards on eight catches against the Owls.

Skylar Locklear also followed Walden from APU. Locklear threw for 1,583 yards on 148-of-233 passing and 10 touchdowns in 10 games. He completed 63.5 percent of his passes, ranking fourth on the program's top 10 single-season list. Locklear added 237 yards rushing and two touchdowns, while also tallying 32 yards on three catches and a score. Locklear pulled a trifecta when he became the first FBS player since 2015 to throw a touchdown, rush for a touchdown and record a receiving touchdown in a single game. The feat was achieved against SUU when Locklear threw a five-year touchdown pass early in the first quarter and followed with a five-yard rushing score at the end of the first. Locklear then hauled in a four-year touchdown pass from Jaden Smith that tied the ball game at 24 apiece with no time left on the clock. Locklear ended the game, throwing for 295 yards on 22-of-29 passing (75.9 percent). Locklear put up career numbers during UTEP's win over KSU, throwing for a career-high 327 yards on a career-best 28 completions (33 attempts) with a career-most four touchdown passes. It was the most touchdown passes by a UTEP quarterback since 2014, while Locklear's 84.8 completion percentage was the third-best in program history.

On defense, the "Orange Swarm" racked up CUSA-highs in sacks (36) and tackles for loss (87). The Miners ranked tied for 20th in FBS in total sacks and tied for 11th in sacks per game (3.0). UTEP's 7.3 TFLs per game ranked first in CUSA and 13th in FBS. The defense scored three touchdowns, ranking tied for 12th in FBS and first in CUSA. Kory Chapman returned a fumble for the score

against Sam Houston, while Bryon Thompson scored a pair of touchdowns on fumble recoveries at NM State. Another defensive highlight in 2024 was the defense intercepting four passes in the victory over FIU. It was the most since picking off four passes at Tulane in 2011, and the most INTs by the defense in the Sun Bowl since 2008 (vs. SMU). The Miners' 11 interceptions were the most since the 2014 season. Maurice Westmoreland, an All-CUSA first team player, led the team and CUSA with 8.0 sacks. Kyran Duhon, who was named All-CUSA second team and the All-Freshman team, ranked second on the team and CUSA with 7.0 sacks. Duhon's sack total was the most by a UTEP freshman since 1990. KD Johnson picked up 3.5 sacks (third most on the team) from the interior defensive line. Linebacker Dorian Hopkins paced the defense with 87 tackles. Chapman, Hopkins, Amier Boyd-Matthews and Lantz Russell each intercepted two passes.

In the classroom, the UTEP football program set a school record with its 3.2 GPA following Walden's first year at the helm. Locklear and Johnson were named to the 2024 CUSA All-Academic Team on Nov. 22.

WALDEN COACHING RECORD

| SEASON | SCHOOL | OVERALL | | CONFERENCE | |
|---------------|--------------------|--------------|--|--------------|---------|
| | | W-L | | W-L | |
| 2016 | East Texas Baptist | 7-3 | | 3-3 | (4th) |
| 2020 | Southern Miss | 1-3 | | | 1-1 |
| 2020-21 | Austin Peay | 4-2 | | 4-2 | (3rd) |
| 2021 | Austin Peay | 6-5 | | 4-2 | (t-2nd) |
| 2022 | Austin Peay | 7-4 | | 3-2 | (t-1st) |
| 2023 | Austin Peay | 9-3 | | 6-0 | (1st) |
| 2024 | UTEP | 3-9 | | 3-5 | (6th) |
| 2025 | UTEP | 2-7 | | | 1-4 |
| TOTALS | | 39-36 | | 25-19 | |



UTEP HEAD COACH

Johnson, a senior defensive tackle, posted a 3.60 GPA in nursing, while Locklear worked towards a 3.83 GPA in business. Overall, 60 football players were named to the 2024-25 CUSA Commissioner's Academic Honor Roll (3.0 GPA or higher), while 16 of them were also named 2024-25 CUSA Commissioner's Academic Medalists (3.75 GPA or higher).

Walden joined the Miners after four seasons as the head coach at Austin Peay State University in Clarksville, Tenn. In 2023, he led the Governors to a 9-3 record, a perfect 6-0 mark in the United Athletic Conference, and a no. 13 FCS national ranking. It marked the first undefeated conference season in school history. He was named a finalist for the Eddie Robinson Award, presented by FedEx Ground and Stats Perform to the FCS National Coach of the Year. Austin Peay has won four conference titles since 1977 – with two coming under Walden's watch. He is the only coach to lead Austin Peay to two conference championships.

The Cleburne, Texas, native led the Governors to a 26-14 mark with four winning seasons (4-2 in COVID-shortened 2020-21 campaign, 6-5 in 2021, 7-4 in 2022, 9-3 in 2023). The Governors hadn't enjoyed back-to-back winning campaigns since 1983-84 prior to Walden's arrival. His career head coaching record is 34-20, including 7-3 in one season heading up the program at East Texas Baptist University in 2016. Walden was also interim head coach at Southern Miss for four games in 2020.

The 2023 Austin Peay squad ranked fourth nationally in passing efficiency (162.17), ninth in scoring offense (34.1 ppg), 11th in passing completion percentage (.667), 13th in passing offense (274.1 ypg) and 15th in total offense (426.8 ypg). The

Governors set school records for scoring offense, total offense and passing offense. Austin Peay also rated seventh in the country in third down conversion defense with a stingy .303 percentage, and the Governors' three defensive touchdowns ranked 12th nationally. Austin Peay's special teams unit was equally stellar, leading the country in punt returns with a 21.3-yard average.

Austin Peay rattled off a school-record nine consecutive wins after opening the season 0-2, including a 30-13 setback at then-ninth ranked Tennessee on Sept. 9. Playing before over 100,000 hostile fans, the Governors were tied with the Vols, 6-6, shortly before halftime and trailed by 10 points (23-13) midway through the fourth quarter.

In 2022, Walden led the Governors to the third conference title in program history. Austin Peay was the top defense in the ASUN Conference, ranking fourth in the FCS in third down conversion percentage defense (.308), 12th in total defense (317.2 ypg), 19th in passing defense (188.7 ypg) and 20th in rushing defense (128.5 ypg). Offensively, Austin Peay averaged 202.3 rushing yards and 243.3 passing yards per game, marking the first time in program history that the Governors averaged 200-plus rushing and passing yards per game in the same season.

In 2021, the Governors tied a school record with seven First Team All-OVC selections and 14 total All-OVC picks.

While at Austin Peay, Walden has coached four consensus All-America honorees – Kordell Jackson (2020), DeAngelo Wilson (2020), Johnathon Edwards (2021) and Koby Perry (2021). Bucky Williams was an American Football Coaches Association Second Team All-American and a HERO Sports Sophomore All-American in 2020. Draylen Ellis and Terrell Allen received Sophomore All-America honors in 2021. Drae McCray was also tabbed a HERO Sports All-America in 2021.

Walden has also coached 28 All-Conference players and four league All-Newcomer selections during his time at Austin Peay.

His teams have also excelled academically. In five of six semesters since Walden's arrival, the Governors posted a 3.0 cumulative team grade point average, including a program record 3.28 GPA during the spring 2022 semester. The Governors also claimed the 2020-21 and 2021-22 OVC Team Academic Achievement Awards.

After joining the Southern Miss staff as wide receivers coach in 2017, he was promoted to co-offensive coordinator for the 2019 season. In 2019, the American Football Coaches Association tabbed Walden as a Top 35 coach under 35 years of age. He

coached first team All-Conference USA selection wideout Quez Watkins, who led the league with 64 catches and 1,178 receiving yards (17th in the FBS). Watkins' 107.1 receiving yards per game also ranked sixth in the FBS. He was selected in the sixth round of the 2020 NFL Draft by Philadelphia, and has appeared in 45 games for the Eagles with 23 starts since then.

Walden took over for Jay Hopson as interim head coach at Southern Miss in September of 2020, and was hired by Austin Peay as head coach shortly thereafter.

Walden was the youngest head coach in the NCAA (26 years old) at the time of his hiring at East Texas Baptist. He directed the Tigers to a national ranking in a school-record nine consecutive weeks, climbing as high as no. 15. East Texas Baptist also generated the no. 1 scoring offense (49.9 points per game) for all levels of the NCAA and the no. 2 total offense in Division III (school-record 564.3 yards per game).

Walden was offensive coordinator at East Texas Baptist for three years (2013-15) prior to being elevated to head coach. In his time as an assistant, ETBU football players broke a combined 26 individual and team records. One of his protégés was wide receiver Jamaine Sherman, a first team All-Conference honoree who became the first player in school history to sign an NFL contract with the St. Louis Rams in 2014.

He got his start in coaching at his alma mater, Sul Ross State, serving as offensive coordinator and quarterbacks coach for the 2012 season. His team broke 16 offensive school records in 2012, including most yards in a game (800) and points in a game (75). The Lobos ranked no. 1 in Division III in total offense (581.9 ypg), no. 2 in first downs (271), no. 3 in scoring offense (48.8 ppg), no. 9 in passing efficiency (164.30), no. 11 in passing offense (333 ypg) and no. 19 in rushing offense (248.9 ypg). Walden coached six All-Conference players, two D3football.com All-Americans and one Beyond Sports Network All-American.

He began his college playing days at Dordt College in Sioux Center, Iowa (2008), where he was named the starting quarterback as a freshman. His career continued at Hardin-Simmons University (2009-10), where he doubled as a quarterback and defensive back, before concluding at Sul Ross State as a quarterback and team captain in 2011.

He earned his Bachelor of History, graduating Magna Cum Laude, from Sul Ross State in 2012. He added a Master of Education, graduating Summa Cum Laude, from Sul Ross State in 2014.

Walden and his wife, Callie have two sons, Luca and Maverick.

WALDEN FILE

Personal

Hometown: Cleburne, Texas

Education

College: Sul Ross State

Playing Experience

2008: Dordt College

2009-10: Hardin Simmons

2011: Sul Ross State

Coaching Experience

2024-Present: UTEP Head Coach

2021-23: Austin Peay Head Coach

2020: Southern Miss Interim Head Coach

2019-20: Southern Miss Co-Offensive Coord.

2017-18: Southern Miss Wide Receivers

2016: East Baptist Texas Head Coach

2013-15: East Baptist Texas Offensive Coord.

2012: Sul Ross State Offensive Coord./QBs



2025 STATISTICS

| | UTEP | OPP |
|------------------------------------|--------------------|---------------------|
| Scoring | 194 | 232 |
| Points per game | 21.6 | 25.8 |
| Points Off Turnovers | 10 | 50 |
| First Downs | 147 | 177 |
| Rushing | 55 | 79 |
| Passing | 74 | 77 |
| Penalty | 18 | 21 |
| Rushing Yardage | 998 | 1518 |
| Yards gained rushing | 1194 | 1774 |
| Yards lost rushing | 196 | 256 |
| Rushing attempts | 279 | 381 |
| Average per rush | 3.6 | 4.0 |
| Average per game | 110.9 | 168.7 |
| TDs Rushing | 10 | 12 |
| Passing Yardage | 1975 | 1745 |
| Comp-Att-Int | 171-311-14 | 151-262-4 |
| Average per pass | 6.4 | 6.7 |
| Average per catch | 11.5 | 11.6 |
| Average per game | 219.4 | 193.9 |
| TDs Passing | 15 | 9 |
| Total offense | 2973 | 3263 |
| Total plays | 590 | 643 |
| Average per play | 5.0 | 5.1 |
| Average per game | 330.3 | 362.6 |
| Kick returns: #-Yards | 20-272 | 22-388 |
| Punt returns: #-Yards | 19-112 | 23-189 |
| Int returns: #-Yards | 4-5 | 14-271 |
| Kick return average | 13.6 | 17.6 |
| Punt return average | 5.9 | 8.2 |
| Int return average | 1.3 | 19.4 |
| Fumbles-Lost | 7-3 | 9-5 |
| Penalties-Yards | 52-491 | 68-570 |
| Average per game | 54.6 | 63.3 |
| Punts-Yards | 49-2277 | 47-2094 |
| Average per punt | 46.5 | 44.6 |
| Net punt average | 41.8 | 41.0 |
| Kickoffs-Yards | 40-2427 | 51-3073 |
| Average per kick | 60.7 | 60.3 |
| Net kick average | 39.7 | 41.4 |
| Time of possession / game | 26:06 | 33:54 |
| 3rd-down conversion | 36/130 | 33/130 |
| 3rd-down pct | 28% | 25% |
| 4th-down conversion | 17/29 | 9/25 |
| 4th-down pct | 59% | 36% |
| Sacks by-Yards | 20-144 | 17-122 |
| Misc Yards | 0 | 0 |
| Touchdowns scored | 25 | 26 |
| Field goals - attempts | 6-10 | 16-18 |
| On-Side kicks | 0-1 | 0-0 |
| Red-zone scores | (17-22) 77% | (28-33) 85% |
| Red-zone touchdowns | (14-22) 64% | (16-33) 48% |
| PAT-attempts | (18-19) 95% | (24-24) 100% |
| 2-point conversion-attempts | (4-6) 67% | (1-2) 50% |
| Attendance | 78229 | 134170 |
| Games / Avg per game | 5/15646 | 4/33543 |
| Neutral site games | - | 0/0 |

Score by Periods

| Team | 1st | 2nd | 3rd | 4th | OT | TOT |
|-----------|-----|-----|-----|-----|----|-----|
| UTEP | 35 | 50 | 41 | 68 | 0 | 194 |
| Opponents | 76 | 55 | 47 | 54 | 0 | 232 |



2025 STATISTICS

Rushing

| Player | gp | att | gain | loss | net | avg | td | lg | avg/g |
|------------------|----------|------------|-------------|------------|-------------|------------|-----------|-----------|--------------|
| Skyler Locklear | 6 | 65 | 379 | 71 | 308 | 4.7 | 5 | 63 | 51.3 |
| Ashten Emory | 9 | 80 | 315 | 11 | 304 | 3.8 | 3 | 34 | 33.8 |
| Hahsaun Wilson | 9 | 42 | 226 | 15 | 211 | 5.0 | 1 | 94 | 23.4 |
| Kenny Odom | 8 | 11 | 64 | 8 | 56 | 5.1 | 0 | 13 | 7.0 |
| Marquez Taylor | 7 | 15 | 47 | 3 | 44 | 2.9 | 0 | 10 | 6.3 |
| Kam Thomas | 1 | 16 | 48 | 12 | 36 | 2.3 | 0 | 17 | 36.0 |
| Elijah McCoy | 3 | 8 | 28 | 1 | 27 | 3.4 | 0 | 11 | 9.0 |
| Shay Smith | 8 | 10 | 23 | 0 | 23 | 2.3 | 1 | 8 | 2.9 |
| Eric Willis III | 9 | 2 | 10 | 0 | 10 | 5.0 | 0 | 6 | 1.1 |
| Josh Bell | 1 | 1 | 4 | 0 | 4 | 4.0 | 0 | 4 | 4.0 |
| Garrett Hawkins | 3 | 1 | 2 | 0 | 2 | 2.0 | 0 | 2 | 0.7 |
| Trevon Tate | 8 | 2 | 0 | 4 | -4 | -2.0 | 0 | 0 | -0.5 |
| Malachi Nelson | 6 | 23 | 48 | 61 | -13 | -0.6 | 0 | 10 | -2.2 |
| Team | 9 | 3 | 0 | 10 | -10 | -3.3 | 0 | 0 | -1.1 |
| Total | 9 | 279 | 1194 | 196 | 998 | 3.6 | 10 | 94 | 110.9 |
| Opponents | 9 | 381 | 1774 | 256 | 1518 | 4.0 | 12 | 72 | 168.7 |

Passing

| Player | gp | effic | comp-att-int | pct | yds | td | lg | avg/g |
|-------------------|----------|--------------|-------------------|-------------|-------------|-----------|-----------|--------------|
| Malachi Nelson | 6 | 110.6 | 104-190-9 | 54.7 | 1163 | 8 | 74 | 193.8 |
| Skyler Locklear | 6 | 128.9 | 65-113-5 | 57.5 | 804 | 7 | 75 | 134.0 |
| Shay Smith | 8 | 44.5 | 2-6-0 | 33.3 | 8 | 0 | 5 | 1.0 |
| Wondame Davis Jr. | 8 | 0.0 | 0-1-0 | 0.0 | 0 | 0 | 0 | 0.0 |
| Team | 9 | 0.0 | 0-1-0 | 0.0 | 0 | 0 | 0 | 0.0 |
| Total | 9 | 115.2 | 171-311-14 | 55.0 | 1975 | 15 | 75 | 219.4 |
| Opponents | 9 | 121.9 | 151-262-4 | 57.6 | 1745 | 9 | 77 | 193.9 |

Receiving

| Player | gp | no. | yds | avg | td | lg | avg/g |
|--------------------|----------|------------|-------------|-------------|-----------|-----------|--------------|
| Kenny Odom | 8 | 46 | 442 | 9.6 | 4 | 74 | 55.3 |
| Trevon Tate | 8 | 22 | 235 | 10.7 | 1 | 73 | 29.4 |
| Wondame Davis Jr. | 8 | 20 | 457 | 22.9 | 4 | 75 | 57.1 |
| Eric Willis III | 9 | 18 | 222 | 12.3 | 1 | 43 | 24.7 |
| Ashten Emory | 9 | 13 | 84 | 6.5 | 2 | 21 | 9.3 |
| Josh Schuchts | 5 | 13 | 107 | 8.2 | 2 | 41 | 21.4 |
| Toric Goins Jr. | 7 | 11 | 192 | 17.5 | 1 | 49 | 27.4 |
| Hahsaun Wilson | 9 | 6 | 39 | 6.5 | 0 | 24 | 4.3 |
| Kam Thomas | 1 | 4 | 26 | 6.5 | 0 | 13 | 26.0 |
| Judah Ezinwa | 5 | 4 | 76 | 19.0 | 0 | 33 | 15.2 |
| Marcus Torres | 8 | 4 | 22 | 5.5 | 0 | 8 | 2.8 |
| Jaylan Brown | 6 | 4 | 42 | 10.5 | 0 | 20 | 7.0 |
| Marquez Taylor | 7 | 3 | 12 | 4.0 | 0 | 7 | 1.7 |
| Ashton Nickelberry | 3 | 2 | 13 | 6.5 | 0 | 11 | 4.3 |
| Rafeald Campbell | 1 | 1 | 6 | 6.0 | 0 | 6 | 6.0 |
| Total | 9 | 171 | 1975 | 11.5 | 15 | 75 | 219.4 |
| Opponents | 9 | 151 | 1745 | 11.6 | 9 | 77 | 193.9 |

Punt Returns

| Player | no. | yds | avg | td | lg |
|------------------|-----------|------------|------------|----------|-----------|
| Eric Willis III | 14 | 88 | 6.3 | 0 | 23 |
| Kam Thomas | 5 | 24 | 4.8 | 0 | 14 |
| Total | 19 | 112 | 5.9 | 0 | 23 |
| Opponents | 23 | 189 | 8.2 | 1 | 57 |

Interceptions

| Player | no. | yds | avg | td | lg |
|------------------|-----------|------------|-------------|----------|-----------|
| Solo Barnes | 1 | 0 | 0.0 | 0 | 0 |
| Xavier Smith | 1 | 5 | 5.0 | 0 | 5 |
| Jayden Wilson | 1 | 0 | 0.0 | 0 | 0 |
| Justin Content | 1 | 0 | 0.0 | 0 | 0 |
| Total | 4 | 5 | 1.3 | 0 | 5 |
| Opponents | 14 | 271 | 19.4 | 3 | 93 |

Kick Returns

| Player | no. | yds | avg | td | lg |
|-------------------|-----------|------------|-------------|----------|-----------|
| Nik Henry | 6 | 53 | 8.8 | 0 | 17 |
| Wondame Davis Jr. | 5 | 61 | 12.2 | 0 | 20 |
| Jet Thompson | 4 | 64 | 16.0 | 0 | 25 |
| Marquez Taylor | 3 | 49 | 16.3 | 0 | 20 |
| Eric Willis III | 2 | 45 | 22.5 | 0 | 23 |
| Total | 20 | 272 | 13.6 | 0 | 25 |
| Opponents | 22 | 388 | 17.6 | 0 | 27 |

Fumbles Recovered

| Player | no. | yds | avg | td | lg |
|------------------|----------|-----------|-------------|----------|-----------|
| Ekow Taylor | 1 | 63 | 63.0 | 0 | 63 |
| Jayden Wilson | 1 | 34 | 34.0 | 0 | 34 |
| Joshua Rudolph | 1 | 0 | 0.0 | 0 | 0 |
| Micah Davey | 1 | 0 | 0.0 | 0 | 0 |
| Solo Barnes | 1 | 0 | 0.0 | 0 | 0 |
| Total | 5 | 97 | 19.4 | 0 | 63 |
| Opponents | 3 | 0 | 0.0 | 1 | 0 |



2025 STATISTICS

Scoring

| Player | td | fg | PAT | | | | dpx | saf | pts |
|-------------------|-----------|--------------|--------------|----------|----------|----------|----------|----------|------------|
| | | | kick | rush | rcv | pass | | | |
| Skylar Locklear | 5 | - | - | - | - | 1 | - | - | 30 |
| Ashten Emory | 5 | - | - | - | - | - | - | - | 30 |
| Carlos Arreola | - | 3-6 | 18-19 | - | - | - | - | - | 27 |
| Kenny Odom | 4 | - | - | - | - | - | - | - | 24 |
| Wondame Davis Jr. | 4 | - | - | - | - | - | - | - | 24 |
| Josh Schuchts | 2 | - | - | - | 2 | - | - | - | 16 |
| Tanner Cragun | - | 3-4 | - | - | - | - | - | - | 9 |
| Hahsaun Wilson | 1 | - | - | - | 1 | - | - | - | 8 |
| Trevon Tate | 1 | - | - | - | - | - | - | - | 6 |
| Eric Willis III | 1 | - | - | - | - | - | - | - | 6 |
| Shay Smith | 1 | - | - | - | - | 1 | - | - | 6 |
| Toric Goins Jr. | 1 | - | - | - | - | - | - | - | 6 |
| Cade McConnell | - | - | - | 1 | - | - | - | - | 2 |
| Total | 25 | 6-10 | 18-19 | 1 | 3 | 3 | 0 | 0 | 194 |
| Opponents | 26 | 16-18 | 24-24 | 1 | 0 | 0 | 0 | 1 | 232 |

Total Offense

| Player | g | plays | rush | pass | total | avg/g |
|------------------|----------|------------|-------------|-------------|-------------|--------------|
| Malachi Nelson | 6 | 213 | -13 | 1163 | 1150 | 191.7 |
| Skylar Locklear | 6 | 178 | 308 | 804 | 1112 | 185.3 |
| Ashten Emory | 9 | 80 | 304 | 0 | 304 | 33.8 |
| Hahsaun Wilson | 9 | 42 | 211 | 0 | 211 | 23.4 |
| Kenny Odom | 8 | 11 | 56 | 0 | 56 | 7.0 |
| Marquez Taylor | 7 | 15 | 44 | 0 | 44 | 6.3 |
| Kam Thomas | 1 | 16 | 36 | 0 | 36 | 36.0 |
| Shay Smith | 8 | 16 | 23 | 8 | 31 | 3.9 |
| Elijah McCoy | 3 | 8 | 27 | 0 | 27 | 9.0 |
| Eric Willis III | 9 | 2 | 10 | 0 | 10 | 1.1 |
| Josh Bell | 1 | 1 | 4 | 0 | 4 | 4.0 |
| Garrett Hawkins | 3 | 1 | 2 | 0 | 2 | 0.7 |
| Trevon Tate | 8 | 2 | -4 | 0 | -4 | -0.5 |
| Team | 9 | 0 | -10 | 0 | -10 | -1.1 |
| Total | 9 | 590 | 998 | 1975 | 2973 | 330.3 |
| Opponents | 9 | 643 | 1518 | 1745 | 3263 | 362.6 |

Field Goals

| Player | fg | pct. | 01-19 | 20-29 | 30-39 | 40-49 | 50-99 | lg | blk |
|------------------|--------------|-------------|------------|------------|------------|------------|------------|-----------|----------|
| Carlos Arreola | 3-6 | 50.0 | 0-0 | 1-1 | 1-1 | 1-3 | 0-1 | 42 | 2 |
| Tanner Cragun | 3-4 | 75.0 | 0-0 | 1-1 | 2-2 | 0-1 | 0-0 | 38 | 1 |
| Opponents | 16-18 | 88.9 | 0-0 | 5-6 | 6-6 | 4-5 | 1-1 | 50 | 1 |

Punting

| Player | no. | yds | avg | lg | tb | fc | i20 | 50+ | blk |
|------------------|-----------|-------------|-------------|-----------|----------|-----------|-----------|-----------|----------|
| Noah Botsford | 47 | 2184 | 46.5 | 70 | 2 | 2 | 14 | 14 | 0 |
| Malachi Nelson | 2 | 93 | 46.5 | 47 | 2 | 0 | 0 | 0 | 0 |
| Total | 49 | 2277 | 46.5 | 70 | 4 | 2 | 14 | 14 | 0 |
| Opponents | 47 | 2094 | 44.6 | 68 | 4 | 13 | 12 | 14 | 0 |

FG Sequence

| Team Name | UTEP | Opponents |
|------------------|-----------|------------------------|
| Utah St. | (42) | (49),(28) |
| UT Martin | 52 | (21) |
| Texas | (39) | (31),(30) |
| ULM | 40,(27) | (44) |
| Louisiana Tech | 47,(38) | (37) |
| Liberty | | (27),(29),(50),(41),43 |
| Sam Houston | 45 | (26),23 |
| Kennesaw St. | (38),(26) | (30) |
| Jacksonville St. | | (30),(36),(45) |

Kickoffs

| Player | no. | yds | avg | tb | ob | retn | net | ydIn |
|------------------|-----------|-------------|-------------|-----------|----------|-----------|-------------|-----------|
| Jackson Cleaver | 24 | 1485 | 61.9 | 9 | 1 | | | |
| Noah Botsford | 11 | 621 | 56.5 | 1 | 1 | | | |
| Tanner Cragun | 5 | 321 | 64.2 | 3 | 0 | | | |
| Total | 40 | 2427 | 60.7 | 13 | 2 | 22 | 39.7 | 25 |
| Opponents | 51 | 3073 | 60.3 | 22 | 1 | 19 | 41.4 | 23 |

All Purpose

| Player | g | rush | rcv | pr | kr | ir | total | avg/g |
|--------------------|----------|-------------|-------------|------------|------------|------------|-------------|--------------|
| Wondame Davis Jr. | 8 | 0 | 457 | 0 | 61 | 0 | 518 | 64.8 |
| Kenny Odom | 8 | 56 | 442 | 0 | 0 | 0 | 498 | 62.3 |
| Ashten Emory | 9 | 304 | 84 | 0 | 0 | 0 | 388 | 43.1 |
| Eric Willis III | 9 | 10 | 222 | 88 | 45 | 0 | 365 | 40.6 |
| Skylar Locklear | 6 | 308 | 0 | 0 | 0 | 0 | 308 | 51.3 |
| Hahsaun Wilson | 9 | 211 | 39 | 0 | 0 | 0 | 250 | 27.8 |
| Trevon Tate | 8 | -4 | 235 | 0 | 0 | 0 | 231 | 28.9 |
| Toric Goins Jr. | 7 | 0 | 192 | 0 | 0 | 0 | 192 | 27.4 |
| Josh Schuchts | 5 | 0 | 107 | 0 | 0 | 0 | 107 | 21.4 |
| Marquez Taylor | 7 | 44 | 12 | 0 | 49 | 0 | 105 | 15.0 |
| Kam Thomas | 1 | 36 | 26 | 24 | 0 | 0 | 86 | 86.0 |
| Judah Ezinwa | 5 | 0 | 76 | 0 | 0 | 0 | 76 | 15.2 |
| Jet Thompson | 4 | 0 | 0 | 0 | 64 | 0 | 64 | 16.0 |
| Nik Henry | 5 | 0 | 0 | 0 | 53 | 0 | 53 | 10.6 |
| Jaylan Brown | 6 | 0 | 42 | 0 | 0 | 0 | 42 | 7.0 |
| Elijah McCoy | 3 | 27 | 0 | 0 | 0 | 0 | 27 | 9.0 |
| Shay Smith | 8 | 23 | 0 | 0 | 0 | 0 | 23 | 2.9 |
| Marcus Torres | 8 | 0 | 22 | 0 | 0 | 0 | 22 | 2.8 |
| Ashton Nickelberry | 3 | 0 | 13 | 0 | 0 | 0 | 13 | 4.3 |
| Rafeald Campbell | 1 | 0 | 6 | 0 | 0 | 0 | 6 | 6.0 |
| Xavier Smith | 9 | 0 | 0 | 0 | 0 | 5 | 5 | 0.6 |
| Josh Bell | 1 | 4 | 0 | 0 | 0 | 0 | 4 | 4.0 |
| Garrett Hawkins | 3 | 2 | 0 | 0 | 0 | 0 | 2 | 0.7 |
| Malachi Nelson | 6 | -13 | 0 | 0 | 0 | 0 | -13 | -2.2 |
| Team | 9 | -10 | 0 | 0 | 0 | 0 | -10 | -1.1 |
| Total | 9 | 998 | 1975 | 112 | 272 | 5 | 3362 | 373.6 |
| Opponents | 9 | 1518 | 1745 | 189 | 388 | 271 | 4111 | 456.8 |



2025 STATISTICS

| ## | Player | gp | Tackles | | | | Sacks | Pass defense | | | Fumbles | | blkd | |
|---------------|---------------------|------------|------------|------------|---------------|---------------|------------|--------------|-----------|-------------|----------|----------|----------|-----|
| | | | ua | a | tot | tfl/yds | no-yds | int-yds | brup | qbh | fr-yds | ff | kick | saf |
| 48 | Micah Davey | 9 | 52 | 55 | 107 | 7-19 | 1-4 | . | . | 2 | 1-0 | . | . | . |
| 10 | Jayden Wilson | 9 | 26 | 41 | 67 | 7.5-21 | 0.5-4 | 1-0 | . | 2 | 1-34 | 2 | . | . |
| 4 | Neil Campbell | 9 | 26 | 30 | 56 | 6-31 | 2-22 | . | 3 | 1 | . | 1 | . | . |
| 2 | Xavier Smith | 9 | 17 | 39 | 56 | 1.5-2 | . | 1-5 | 4 | 1 | . | . | . | . |
| 5 | Solo Barnes | 9 | 24 | 26 | 50 | 2.5-9 | 1-8 | 1-0 | 3 | . | 1-0 | 1 | . | . |
| 7 | KD Johnson | 9 | 13 | 31 | 44 | 6.5-17 | 0.5-3 | . | 2 | 5 | . | . | . | . |
| 18 | Justin Content | 9 | 19 | 22 | 41 | 4-12 | . | 1-0 | 4 | 1 | . | . | . | . |
| 0 | Udoka Ezeani | 9 | 17 | 14 | 31 | 8.5-54 | 4-41 | . | 1 | 4 | . | 2 | . | . |
| 15 | Kode Lowe | 9 | 12 | 15 | 27 | 3-9 | . | . | . | 1 | . | 1 | . | . |
| 90 | Ashton Coker | 9 | 9 | 13 | 22 | 3.5-7 | . | . | . | 1 | . | . | . | . |
| 12 | Donte Thompson | 8 | 9 | 12 | 21 | 1-1 | . | . | 2 | 1 | . | . | . | . |
| 32 | Elijah Baldwin | 9 | 9 | 12 | 21 | 3.5-21 | 2.5-19 | . | 2 | 1 | . | . | 1 | . |
| 22 | Lantz Russell | 9 | 9 | 10 | 19 | 1-7 | 1-7 | . | 3 | . | . | . | . | . |
| 19 | Ashaad Hall | 8 | 5 | 13 | 18 | 2.5-5 | 2-5 | . | 1 | 7 | . | . | . | . |
| 1 | Joshua Rudolph | 3 | 5 | 13 | 18 | 1-3 | 0.5-2 | . | . | . | 1-0 | . | . | . |
| 3 | Shakaun Bowser | 8 | 7 | 7 | 14 | 1.5-4 | 1-4 | . | . | . | . | . | . | . |
| 9 | Marcell Blocker | 7 | 12 | 2 | 14 | . | . | . | 2 | . | . | . | . | . |
| 99 | Cole Gustafson | 9 | 3 | 10 | 13 | 2-8 | 1.5-7 | . | 2 | 2 | . | . | . | . |
| 8 | Stratton Shufelt | 8 | 3 | 8 | 11 | . | . | . | 1 | . | . | . | . | . |
| 6 | Ekow Taylor | 8 | 7 | 3 | 10 | 1-9 | 1-9 | . | . | 1 | 1-63 | . | . | . |
| 43 | Garrett Hawkins | 3 | 4 | 6 | 10 | 0.5-1 | . | . | . | 1 | . | . | . | . |
| 92 | Tyler Scott | 9 | 2 | 7 | 9 | 0.5-0 | . | . | . | . | . | . | . | . |
| 41 | Vashon Brunswick II | 4 | 6 | . | 6 | 1-6 | 1-6 | . | . | . | . | . | . | . |
| 47 | Alex Szczesniak | 9 | 5 | . | 5 | . | . | . | . | . | . | . | . | . |
| 16 | Yessman Green | 6 | 3 | 2 | 5 | 0.5-3 | 0.5-3 | . | . | . | . | . | . | . |
| 29 | Dylan Brown-Turner | 4 | 2 | 2 | 4 | . | . | . | . | . | . | . | . | . |
| 39 | Josh Hancock | 9 | 3 | 1 | 4 | . | . | . | . | . | . | . | . | . |
| 23 | Wondame Davis Jr. | 8 | 1 | 1 | 2 | . | . | . | . | . | . | . | . | . |
| 82 | Judah Ezinwa | 5 | 2 | . | 2 | . | . | . | . | . | . | . | . | . |
| 30 | Allen Gant | 2 | 2 | . | 2 | . | . | . | . | . | . | . | . | . |
| 13 | Nik Henry | 5 | 2 | . | 2 | . | . | . | . | . | . | . | . | . |
| 24 | Jaime Guerrero | 8 | 1 | . | 1 | . | . | . | . | . | . | . | . | . |
| 1 | Ashten Emory | 9 | . | 1 | 1 | . | . | . | . | . | . | . | . | . |
| 6 | Kenny Odom | 8 | 1 | . | 1 | . | . | . | . | . | . | . | . | . |
| 53 | Ivan Escobar | 9 | 1 | . | 1 | . | . | . | . | . | . | . | . | . |
| 14 | Hahsaun Wilson | 9 | 1 | . | 1 | . | . | . | . | . | . | . | . | . |
| 17 | Darnell Williams | 5 | 1 | . | 1 | . | . | . | . | . | . | . | . | . |
| 31 | David Wilson | 1 | . | 1 | 1 | . | . | . | . | . | . | . | . | . |
| 21 | Tyler Jones | 7 | . | 1 | 1 | . | . | . | . | . | . | . | . | . |
| 88 | Toric Goins Jr. | 7 | 1 | . | 1 | . | . | . | . | . | . | . | . | . |
| Totals | 9 | 322 | 398 | 720 | 66-249 | 20-144 | 4-5 | 30 | 31 | 5-97 | 7 | 1 | 0 | |
| ## | Player | gp | Tackles | | | | Sacks | Pass defense | | | Fumbles | | blkd | |
| | | | ua | a | tot | tfl/yds | no-yds | int-yds | brup | qbh | fr-yds | ff | kick | saf |
| | Opponents | 9 | 298 | 282 | 580 | 52-193 | 17-122 | 14-271 | 33 | 37 | 3-0 | 4 | 4 | 1 |



2025 START CHART

OFFENSE

| OPPONENT | LT | LG | C | RG | RT | WR | WR | MB/RB/TE/WR | WR/TE | RB/MB | QB |
|--------------------|----------|----------|---------|-----------|-------------|-----------|------|-------------|----------|--------|----------|
| at Utah State | Robinson | Williams | Escobar | Immediato | Utley | Thompson | Odom | Willis III | Ezinwa | Thomas | Nelson |
| UT Martin | Robinson | Williams | Escobar | Immediato | Utley | Goins Jr. | Odom | Willis III | Ezinwa | Emory | Nelson |
| at #7 Texas | Robinson | Williams | Escobar | Immediato | Utley | Goins Jr. | Odom | Willis III | Ezinwa | Emory | Nelson |
| ULM | Robinson | Williams | Escobar | Immediato | Utley | Goins Jr. | Tate | Willis III | Ezinwa | Wilson | Nelson |
| LA Tech* | Robinson | Williams | Escobar | Immediato | Roberts | Davis Jr. | Odom | Willis III | Schuchts | Wilson | Nelson |
| Liberty* | Robinson | Williams | Escobar | Immediato | Camacho Jr. | Davis Jr. | Odom | Brown | Ezinwa | Wilson | Locklear |
| at Sam Houston* | Robinson | Williams | Escobar | Toney | Immediato | Davis Jr. | Odom | Tate | Schuchts | Emory | Locklear |
| at Kennesaw State* | Robinson | Williams | Escobar | Immediato | Utley | Davis Jr. | Odom | Willis III | Schuchts | Emory | Locklear |
| Jax State* | Robinson | Williams | Escobar | Toney | Immediato | Davis Jr. | Odom | Wilson | Schuchts | Emory | Locklear |
| at Missouri State* | - | - | - | - | - | - | - | - | - | - | - |
| NM State* | - | - | - | - | - | - | - | - | - | - | - |
| at Delaware* | - | - | - | - | - | - | - | - | - | - | - |

DEFENSE

| OPPONENT | DE/DL | NT | DT | Bandit/DE | LB (M) | LB (S) | SPUR/S | CB | S | S | CB |
|--------------------|-----------|-------|---------|-----------|--------|---------|----------|---------|--------|-------|----------|
| at Utah State | Hall | Scott | Johnson | Ezeani | Davey | Rudolph | Russell | Blocker | Barnes | Smith | Campbell |
| UT Martin | Hall | Coker | Johnson | Ezeani | Davey | Rudolph | Thompson | Content | Barnes | Smith | Campbell |
| at #7 Texas | Hall | Coker | Johnson | Ezeani | Davey | Rudolph | Thompson | Content | Barnes | Smith | Campbell |
| ULM | Hall | Coker | Johnson | Ezeani | Davey | Wilson | Thompson | Content | Barnes | Smith | Campbell |
| LA Tech* | Gustafson | Coker | Johnson | Ezeani | Davey | Wilson | Thompson | Content | Barnes | Smith | Campbell |
| Liberty* | Gustafson | Coker | Johnson | Ezeani | Davey | Wilson | Lowe | Content | Barnes | Smith | Campbell |
| at Sam Houston* | Hall | Coker | Johnson | Ezeani | Davey | Wilson | Lowe | Content | Barnes | Smith | Campbell |
| at Kennesaw State* | Hall | Coker | Johnson | Ezeani | Davey | Wilson | Lowe | Content | Barnes | Smith | Campbell |
| Jax State* | Bowser | Coker | Johnson | Ezeani | Davey | Wilson | Thompson | Content | Barnes | Smith | Campbell |
| at Missouri State* | - | - | - | - | - | - | - | - | - | - | - |
| NM State* | - | - | - | - | - | - | - | - | - | - | - |
| at Delaware* | - | - | - | - | - | - | - | - | - | - | - |



2025 GAME-BY-GAME

RUSHING GAME-BY-GAME

| Player | No-Yds/TD | USU | UTM | TX | ULM | LATech | Lib | SHSU | KennSt | JSU |
|-----------------|-----------|---------|---------|--------|---------|---------|---------|---------|---------|---------|
| Ashten Emory | 80-304/3 | 6-31/1 | 10-36/1 | 11-5/0 | 6-19/0 | 11-50/0 | 1-0/0 | 15-96/1 | 10-30/0 | 10-37/0 |
| Skyler Locklear | 65-308/5 | DNP | 3-37/0 | DNP | DNP | 1-6/0 | 8-58/1 | 13-48/2 | 23-77/0 | 17-82/2 |
| Hahsaun Wilson | 42-211/1 | - | 8-117/1 | 6-39/0 | 10-21/0 | 7-28/0 | 8-3/0 | - | 2-2/0 | 1-1/0 |
| Malachi Nelson | 23--13/0 | 7-2/0 | 2--2/0 | 3--3/0 | 5--15/0 | 3-19/0 | 3--14/0 | DNP | DNP | DNP |
| Kam Thomas | 16-36/0 | 16-36/0 | DNP | DNP | DNP | DNP | DNP | DNP | DNP | DNP |
| Marquez Taylor | 15-44/0 | 4-18/0 | DNP | DNP | 1-1/0 | 5-17/0 | 1--1/0 | - | 1-0/0 | 3-9/0 |
| Kenny Odom | 11-56/0 | 2-16/0 | - | - | DNP | - | - | 3-25/0 | 4-22/0 | 2--7/0 |
| Shay Smith | 10-23/1 | - | - | 2-5/1 | 4-11/0 | 2-6/0 | - | 1-0/0 | 1-1/0 | DNP |
| Elijah McCoy | 8-27/0 | DNP | DNP | DNP | DNP | DNP | 4-10/0 | 1-11/0 | DNP | 3-6/0 |
| Eric Willis III | 2-10/0 | - | - | 1-4/0 | - | - | - | - | 1-6/0 | - |
| Trevon Tate | 2--4/0 | - | - | - | 2--4/0 | - | - | - | - | DNP |
| Josh Bell | 1-4/0 | DNP | 1-4/0 | DNP | DNP | DNP | DNP | DNP | DNP | DNP |
| Garrett Hawkins | 1-2/0 | - | 1-2/0 | - | DNP | DNP | DNP | DNP | DNP | DNP |

RECEIVING GAME-BY-GAME

| Player | No-Yds/TD | USU | UTM | TX | ULM | LATech | Lib | SHSU | KennSt | JSU |
|--------------------|-----------|--------|---------|--------|---------|--------|--------|---------|--------|---------|
| Kenny Odom | 46-442/4 | 9-97/1 | 5-124/1 | 5-15/0 | DNP | 4-11/0 | 3-53/0 | 10-67/1 | 6-51/1 | 4-24/0 |
| Trevon Tate | 22-235/1 | 1-6/0 | 2-4/0 | 6-64/0 | 7-133/1 | 3-13/0 | - | 2-8/0 | 1-7/0 | DNP |
| Wondame Davis Jr. | 20-457/4 | - | - | DNP | 6-119/2 | 2-58/1 | 2-16/0 | 3-79/0 | 2-19/0 | 5-166/1 |
| Eric Willis III | 18-222/1 | 5-35/0 | 3-25/0 | 1-4/0 | 2-41/0 | 3-18/0 | - | 1-43/0 | 1-36/0 | 2-20/1 |
| Josh Schuchts | 13-107/2 | DNP | DNP | DNP | DNP | 4-21/0 | 3-18/0 | 1-4/1 | 2-41/1 | 3-23/0 |
| Ashten Emory | 13-84/2 | 1-9/0 | 2-20/2 | 4-12/0 | - | 1-10/0 | - | 2-22/0 | 2-6/0 | 1-5/0 |
| Toric Goins Jr. | 11-192/1 | 1-2/0 | 3-105/1 | 5-63/0 | 2-22/0 | DNP | - | - | - | DNP |
| Hahsaun Wilson | 6-39/0 | 1-2/0 | - | - | 1-24/0 | 2-6/0 | 2-7/0 | - | - | - |
| Judah Ezinwa | 4-76/0 | - | - | 1-33/0 | 1-31/0 | DNP | 2-12/0 | DNP | DNP | DNP |
| Jaylan Brown | 4-42/0 | - | - | 1-12/0 | 2-25/0 | - | 1-5/0 | DNP | DNP | DNP |
| Kam Thomas | 4-26/0 | 4-26/0 | DNP | DNP | DNP | DNP | DNP | DNP | DNP | DNP |
| Marcus Torres | 4-22/0 | - | - | 1-6/0 | 2-14/0 | 1-2/0 | - | DNP | - | - |
| Marquez Taylor | 3-12/0 | 1-4/0 | DNP | DNP | - | 2-8/0 | - | - | - | - |
| Ashton Nickelberry | 2-13/0 | DNP | DNP | - | - | DNP | DNP | 2-13/0 | DNP | DNP |
| Rafeald Campbell | 1-6/0 | DNP | DNP | DNP | DNP | DNP | DNP | DNP | DNP | 1-6/0 |



2025 GAME-BY-GAME

PASSING GAME-BY-GAME

| #7 Malachi Nelson | Comp | Att | Int | Pct | Yards | TD | Long | Sacked | Effic. |
|-------------------|------------|------------|----------|-------------|-------------|----------|-----------|--------------|--------------|
| Utah St. | 22 | 34 | 1 | 64.7 | 178 | 1 | 34 | 2-13 | 112.5 |
| UT Martin | 14 | 26 | 0 | 53.8 | 278 | 4 | 74 | 1-6 | 194.4 |
| Texas | 24 | 36 | 2 | 66.7 | 209 | 0 | 43 | 2-6 | 104.3 |
| ULM | 22 | 46 | 2 | 47.8 | 404 | 3 | 73 | 3-22 | 134.4 |
| Louisiana Tech | 18 | 38 | 4 | 47.4 | 73 | 0 | 10 | 0-0 | 42.5 |
| Liberty | 4 | 10 | 0 | 40.0 | 21 | 0 | 9 | 2-14 | 57.6 |
| Totals | 104 | 190 | 9 | 54.7 | 1163 | 8 | 74 | 10-61 | 110.6 |

| #8 Shay Smith | Comp | Att | Int | Pct | Yards | TD | Long | Sacked | Effic. |
|---------------|----------|----------|----------|-------------|----------|----------|----------|------------|-------------|
| Utah St. | 1 | 2 | 0 | 50.0 | 3 | 0 | 3 | 0-0 | 62.6 |
| ULM | 1 | 4 | 0 | 25.0 | 5 | 0 | 5 | 0-0 | 35.5 |
| Totals | 2 | 6 | 0 | 33.3 | 8 | 0 | 5 | 0-0 | 44.5 |

| #9 Skyler Locklear | Comp | Att | Int | Pct | Yards | TD | Long | Sacked | Effic. |
|--------------------|-----------|------------|----------|-------------|------------|----------|-----------|-------------|--------------|
| UT Martin | 1 | 3 | 0 | 33.3 | 0 | 0 | 0 | 2-26 | 33.3 |
| Louisiana Tech | 4 | 6 | 1 | 66.7 | 74 | 1 | 35 | 0-0 | 191.9 |
| Liberty | 9 | 17 | 2 | 52.9 | 90 | 0 | 44 | 1-5 | 73.9 |
| Sam Houston | 21 | 26 | 1 | 80.8 | 236 | 2 | 43 | 1-14 | 174.7 |
| Kennesaw St. | 14 | 29 | 0 | 48.3 | 160 | 2 | 41 | 3-16 | 117.4 |
| Jacksonville St. | 16 | 32 | 1 | 50.0 | 244 | 2 | 75 | 0-0 | 128.4 |
| Totals | 65 | 113 | 5 | 57.5 | 804 | 7 | 75 | 7-61 | 128.9 |

| #23 Wondame Davis Jr. | Comp | Att | Int | Pct | Yards | TD | Long | Sacked | Effic. |
|-----------------------|----------|----------|----------|------------|----------|----------|----------|------------|------------|
| Kennesaw St. | 0 | 1 | 0 | 0.0 | 0 | 0 | 0 | 0-0 | 0.0 |
| Totals | 0 | 1 | 0 | 0.0 | 0 | 0 | 0 | 0-0 | 0.0 |



2025 TEAM GAME-BY-GAME

| Date | Opponent | Rushing | | | | Receiving | | | | Passing | | | | Kick Returns | | | | Punt Returns | | | | tot off |
|------------------|------------------|------------|-------------|-----------|-----------|------------|-------------|-----------|-----------|-------------------|-------------|-----------|-----------|--------------|------------|----------|-----------|--------------|------------|----------|-----------|-------------|
| | | no. | yds | td | lg | no. | yds | td | lg | cmp-att-int | yds | td | lg | no. | yds | td | lg | no. | yds | td | lg | |
| 08/30/2025 | at Utah St. | 35 | 103 | 1 | 17 | 23 | 181 | 1 | 34 | 23-37-1 | 181 | 1 | 34 | 3 | 49 | 0 | 20 | 5 | 24 | 0 | 14 | 284 |
| 09/06/2025 | UT Martin | 25 | 194 | 2 | 94 | 15 | 278 | 4 | 74 | 15-29-0 | 278 | 4 | 74 | 3 | 64 | 0 | 25 | 2 | 23 | 0 | 15 | 472 |
| 09/13/2025 | at Texas | 23 | 50 | 1 | 30 | 24 | 209 | 0 | 43 | 24-36-2 | 209 | 0 | 43 | 1 | 0 | 0 | 0 | 2 | 5 | 0 | 4 | 259 |
| 09/20/2025 | ULM | 28 | 33 | 0 | 8 | 23 | 409 | 3 | 73 | 23-50-2 | 409 | 3 | 73 | 6 | 53 | 0 | 17 | 2 | 24 | 0 | 23 | 442 |
| 09/27/2025 | Louisiana Tech | 29 | 126 | 0 | 13 | 22 | 147 | 1 | 35 | 22-44-5 | 147 | 1 | 35 | 0 | 0 | 0 | 0 | 2 | 13 | 0 | 13 | 273 |
| 10/08/2025 | Liberty | 25 | 56 | 1 | 15 | 13 | 111 | 0 | 44 | 13-27-2 | 111 | 0 | 44 | 2 | 25 | 0 | 23 | 1 | 0 | 0 | 0 | 167 |
| 10/15/2025 | at Sam Houston | 34 | 175 | 3 | 34 | 21 | 236 | 2 | 43 | 21-26-1 | 236 | 2 | 43 | 1 | 22 | 0 | 22 | 3 | 3 | 0 | 7 | 411 |
| 10/28/2025 | at Kennesaw St. | 43 | 135 | 0 | 19 | 14 | 160 | 2 | 41 | 14-30-0 | 160 | 2 | 41 | 4 | 59 | 0 | 20 | 1 | 2 | 0 | 2 | 295 |
| 11/08/2025 | Jacksonville St. | 37 | 126 | 2 | 13 | 16 | 244 | 2 | 75 | 16-32-1 | 244 | 2 | 75 | 0 | 0 | 0 | 0 | 1 | 18 | 0 | 18 | 370 |
| UTEP | | 279 | 998 | 10 | 94 | 171 | 1975 | 15 | 75 | 171-311-14 | 1975 | 15 | 75 | 20 | 272 | 0 | 25 | 19 | 112 | 0 | 23 | 2973 |
| Opponents | | 381 | 1518 | 12 | 72 | 151 | 1745 | 9 | 77 | 151-262-4 | 1745 | 9 | 77 | 22 | 388 | 0 | 27 | 23 | 189 | 1 | 57 | 3263 |

UTEP Averages

| Games | Avg/ rush | Avg/ catch | Pass effic | KR avg | PR avg | All purpose avg/game | Total offense avg/game |
|-------|-----------|------------|------------|--------|--------|----------------------|------------------------|
| 9 | 3.6 | 11.5 | 115.2 | 13.6 | 5.9 | 373.6 | 330.3 |

| Date | Opponent | Tackles | | | Sacks no-yds | Fumble ff fr-yds | Pass Defense | | | blkd kick | PAT attempts | | | off pts | | | | | |
|------------------|------------------|------------|------------|------------|-----------------|------------------|--------------|-------------|---------------|-----------|--------------|----------|--------------|----------|----------|----------|-----------|------------|----|
| | | ua | a total | tfl-yds | | | int-yds | qbh | brup | | kick | rush | rcv | saf | t/o | pts | | | |
| 08/30/2025 | at Utah St. | 37 | 34 | 71 | 12.0-51 | 6-34 | 0 | 0-0 | 0-0 | 2 | 4 | 0 | 1-1 | 0 | 0 | 0 | 0 | 0 | 16 |
| 09/06/2025 | UT Martin | 41 | 54 | 95 | 11.0-45 | 4-34 | 1 | 1-0 | 0-0 | 6 | 3 | 0 | 4-5 | 1 | 0 | 0 | 0 | 7 | 42 |
| 09/13/2025 | at Texas | 37 | 64 | 101 | 5.0-13 | 0-0 | 0 | 0-0 | 1-5 | 4 | 3 | 0 | 1-1 | 0 | 0 | 0 | 0 | 0 | 10 |
| 09/20/2025 | ULM | 21 | 46 | 67 | 6.0-13 | 0-0 | 1 | 0-0 | 0-0 | 3 | 2 | 0 | 2-2 | 0 | 1 | 0 | 0 | 0 | 25 |
| 09/27/2025 | Louisiana Tech | 32 | 54 | 86 | 9.0-53 | 5-42 | 3 | 3-34 | 1-0 | 2 | 5 | 0 | 0-0 | 0 | 1 | 0 | 0 | 0 | 11 |
| 10/08/2025 | Liberty | 44 | 50 | 94 | 6.0-14 | 1-7 | 0 | 0-0 | 0-0 | 6 | 4 | 0 | 0-0 | 0 | 1 | 0 | 0 | 0 | 8 |
| 10/15/2025 | at Sam Houston | 44 | 24 | 68 | 5.0-23 | 3-21 | 1 | 1-63 | 0-0 | 0 | 2 | 1 | 5-5 | 0 | 0 | 0 | 0 | 0 | 35 |
| 10/28/2025 | at Kennesaw St. | 34 | 36 | 70 | 8.0-19 | 1-6 | 1 | 0-0 | 1-0 | 5 | 6 | 0 | 2-2 | 0 | 0 | 0 | 0 | 3 | 20 |
| 11/08/2025 | Jacksonville St. | 32 | 36 | 68 | 4.0-18 | 0-0 | 0 | 0-0 | 1-0 | 3 | 1 | 0 | 3-3 | 0 | 0 | 0 | 0 | 0 | 27 |
| UTEP | | 322 | 398 | 720 | 66.0-249 | 20-144 | 7 | 5-97 | 4-5 | 31 | 30 | 1 | 18-19 | 1 | 3 | 0 | 10 | 194 | |
| Opponents | | 298 | 282 | 580 | 52.0-193 | 17-122 | 4 | 3-0 | 14-271 | 37 | 33 | 4 | 24-24 | 1 | 0 | 1 | 50 | 232 | |

| Date | Opponent | Punting | | | | | | | Field Goals | | | Kickoffs | | | | | | |
|------------------|------------------|-----------|-------------|-------------|-----------|----------|----------|-----------|-------------|-----------|--------------|-----------|----------|-----------|-------------|-------------|-----------|----------|
| | | no. | yds | avg | long | blkd | tb | fc | 50+ | i20 | md-att | long | blkd | no. | yds | avg | tb | ob |
| 08/30/2025 | at Utah St. | 9 | 428 | 47.6 | 64 | 0 | 2 | 1 | 2 | 1 | 1-1 | 42 | 0 | 4 | 250 | 62.5 | 1 | 1 |
| 09/06/2025 | UT Martin | 5 | 250 | 50.0 | 66 | 0 | 0 | 0 | 1 | 3 | 0-1 | 0 | 1 | 7 | 428 | 61.1 | 2 | 0 |
| 09/13/2025 | at Texas | 5 | 210 | 42.0 | 58 | 0 | 0 | 0 | 2 | 1 | 1-1 | 39 | 0 | 3 | 142 | 47.3 | 0 | 0 |
| 09/20/2025 | ULM | 3 | 126 | 42.0 | 53 | 0 | 0 | 0 | 1 | 0 | 1-2 | 27 | 0 | 5 | 320 | 64.0 | 4 | 0 |
| 09/27/2025 | Louisiana Tech | 5 | 233 | 46.6 | 58 | 0 | 1 | 1 | 1 | 1 | 1-2 | 38 | 1 | 2 | 127 | 63.5 | 1 | 0 |
| 10/08/2025 | Liberty | 8 | 366 | 45.8 | 57 | 0 | 0 | 0 | 2 | 3 | 0-0 | 0 | 0 | 2 | 129 | 64.5 | 1 | 0 |
| 10/15/2025 | at Sam Houston | 3 | 150 | 50.0 | 66 | 0 | 1 | 0 | 2 | 1 | 0-1 | 0 | 1 | 6 | 369 | 61.5 | 1 | 0 |
| 10/28/2025 | at Kennesaw St. | 7 | 298 | 42.6 | 47 | 0 | 0 | 0 | 0 | 1 | 2-2 | 38 | 0 | 6 | 341 | 56.8 | 0 | 1 |
| 11/08/2025 | Jacksonville St. | 4 | 216 | 54.0 | 70 | 0 | 0 | 0 | 3 | 3 | 0-0 | 0 | 0 | 5 | 321 | 64.2 | 3 | 0 |
| UTEP | | 49 | 2277 | 46.5 | 70 | 0 | 4 | 2 | 14 | 14 | 6-10 | 42 | 3 | 40 | 2427 | 60.7 | 13 | 2 |
| Opponents | | 47 | 2094 | 44.6 | 68 | 0 | 4 | 13 | 14 | 12 | 16-18 | 50 | 1 | 51 | 3073 | 60.3 | 22 | 1 |



2025 GAME-BY-GAME COMPARISON

| Opponent | Score | First Downs | | | Pen | Rushing Number-Yards | Passing | | Total Offense Plays-Yards | Return Yards | Turn- Overs |
|------------------|----------------|------------------|----------------|----------------|----------------|---------------------------|-------------------------------|--------------------|------------------------------|------------------|----------------|
| | | Total | Rush | Pass | | | Comp-Att.-Int | Yards | | | |
| Utah St. | 16-28 | 19 / 18 | 7 / 7 | 9 / 10 | 3 / 1 | 35-103 / 33-127 | 23-37-1 / 19-28-0 | 181 / 233 | 72-284 / 61-360 | 73 / 57 | 1 / 0 |
| UT Martin | 42-17 | 14 / 19 | 5 / 5 | 9 / 12 | 0 / 2 | 25-194 / 40-76 | 15-29-0 / 24-36-0 | 278 / 295 | 54-472 / 76-371 | 87 / 125 | 1 / 1 |
| Texas | 10-27 | 13 / 23 | 3 / 15 | 7 / 6 | 3 / 2 | 23-50 / 56-226 | 24-36-2 / 11-25-1 | 209 / 114 | 59-259 / 81-340 | 10 / 131 | 2 / 1 |
| ULM | 25-31 | 21 / 18 | 2 / 9 | 15 / 7 | 4 / 2 | 28-33 / 42-250 | 23-50-2 / 9-15-0 | 409 / 149 | 78-442 / 57-399 | 77 / 5 | 2 / 0 |
| Louisiana Tech | 11-30 | 15 / 16 | 6 / 8 | 8 / 5 | 1 / 3 | 29-126 / 42-95 | 22-44-5 / 18-26-1 | 147 / 137 | 73-273 / 68-232 | 47 / 113 | 5 / 4 |
| Liberty | 8-19 | 9 / 22 | 4 / 9 | 4 / 11 | 1 / 2 | 25-56 / 50-160 | 13-27-2 / 19-33-0 | 111 / 243 | 52-167 / 83-403 | 25 / 74 | 2 / 0 |
| Sam Houston | 35-17 | 19 / 20 | 11 / 4 | 7 / 13 | 1 / 3 | 34-175 / 40-159 | 21-26-1 / 22-36-0 | 236 / 239 | 60-411 / 76-398 | 88 / 99 | 2 / 1 |
| Kennesaw St. | 20-33 | 17 / 18 | 7 / 10 | 8 / 5 | 2 / 3 | 43-135 / 39-150 | 14-30-0 / 14-32-1 | 160 / 154 | 73-295 / 71-304 | 61 / 137 | 1 / 1 |
| Jacksonville St. | 27-30 | 20 / 23 | 10 / 12 | 7 / 8 | 3 / 3 | 37-126 / 39-275 | 16-32-1 / 15-31-1 | 244 / 181 | 69-370 / 70-456 | 18 / 107 | 1 / 1 |
| Totals | 194-232 | 147 / 177 | 55 / 79 | 74 / 77 | 18 / 21 | 279-998 / 381-1518 | 171-311-14 / 151-262-4 | 1975 / 1745 | 590-2973 / 643-3263 | 486 / 848 | 17 / 9 |

| Opponents | 3rd Down Conversion | 4th Down Conversion | Time of Possession | TOP Margin | Avg Yds/Rush | Avg Yds/Pass | Avg Yds/Play | Punting Number-Avg | Penalties Number-Yards | Sacks |
|------------------|------------------------|------------------------|------------------------|---------------|------------------|------------------|------------------|--------------------------|----------------------------|----------------|
| Utah St. | 4-15 / 2-12 | 2-2 / 0-0 | 29:23 / 30:37 | -01:14 | 2.9 / 3.8 | 4.9 / 8.3 | 3.9 / 5.9 | 9-47.6 / 7-47.4 | 7-63.0 / 11-73.0 | 6 / 2 |
| UT Martin | 4-10 / 4-17 | 0-0 / 2-6 | 21:12 / 38:48 | -17:36 | 7.8 / 1.9 | 9.6 / 8.2 | 8.7 / 4.9 | 5-50.0 / 6-47.0 | 4-40.0 / 6-35.0 | 4 / 3 |
| Texas | 4-14 / 5-16 | 0-3 / 2-5 | 23:13 / 36:47 | -13:34 | 2.2 / 4.0 | 5.8 / 4.6 | 4.4 / 4.2 | 5-42.0 / 4-47.8 | 6-33.0 / 7-78.0 | 0 / 2 |
| ULM | 8-19 / 2-10 | 1-4 / 0-1 | 28:09 / 31:51 | -03:42 | 1.2 / 6.0 | 8.2 / 9.9 | 5.7 / 7.0 | 3-42.0 / 6-39.0 | 8-80.0 / 12-98.0 | 0 / 3 |
| Louisiana Tech | 6-17 / 4-14 | 1-3 / 0-1 | 27:45 / 32:15 | -04:30 | 4.3 / 2.3 | 3.3 / 5.3 | 3.7 / 3.4 | 5-46.6 / 6-49.2 | 5-50.0 / 5-49.0 | 5 / 0 |
| Liberty | 3-15 / 3-18 | 1-2 / 4-5 | 20:03 / 39:57 | -19:54 | 2.2 / 3.2 | 4.1 / 7.4 | 3.2 / 4.9 | 8-45.8 / 4-49.0 | 3-40.0 / 6-57.0 | 1 / 3 |
| Sam Houston | 3-11 / 6-17 | 2-3 / 0-4 | 24:35 / 35:25 | -10:50 | 5.1 / 4.0 | 9.1 / 6.6 | 6.9 / 5.2 | 3-50.0 / 4-43.0 | 7-60.0 / 6-65.0 | 3 / 1 |
| Kennesaw St. | 2-16 / 3-14 | 5-5 / 1-2 | 30:57 / 29:03 | 01:54 | 3.1 / 3.8 | 5.3 / 4.8 | 4.0 / 4.3 | 7-42.6 / 7-40.9 | 7-75.0 / 4-49.0 | 1 / 3 |
| Jacksonville St. | 2-13 / 4-12 | 5-7 / 0-1 | 29:33 / 30:27 | -00:54 | 3.4 / 7.1 | 7.6 / 5.8 | 5.4 / 6.5 | 4-54.0 / 3-35.3 | 5-50.0 / 11-66.0 | 0 / 0 |
| Totals | 36-130 / 33-130 | 17-29 / 9-25 | 234:50 / 305:10 | -70:20 | 3.6 / 4.0 | 6.4 / 6.7 | 5.0 / 5.1 | 49-46.5 / 47-44.6 | 52-491.0 / 68-570.0 | 20 / 17 |

Note: Game totals are displayed in the format TEAM/OPPONENT for each category



UTEP INDIVIDUAL CAREER HIGHS

CARLOS ARREOLA (K)

Points scored _____ 5, 2x, last at SH (10/15/25)
 Kick PATs _____ 5, at SH (10/15/25)
 Points by kicking _____ 5, 2x, last at SH (10/15/25)
 Field goals made _____ 1, 2x, last vs. ULM (9/20/25)
 Field goals attempts _____ 2, vs. ULM (9/20/25)
 Long field goal _____ 42, at USU (8/30/25)

ELIJAH BALDWIN (DL)

Tackles _____ 6, at UT (9/13/25)
 Sacks _____ 1.5, at USU (8/30/25)
 Tackles for loss _____ 1.5, at USU (8/30/25)
 Pass breakups _____ 1, 2x, vs. LU (10/8/25)
 QB hurry _____ 1, vs. LU (10/8/25)

SOLO BARNES (S)

Tackles _____ 8, 2x, last vs. ULM (9/20/25)
 Sacks _____ 1.0, at SH (10/15/25)
 Tackles for loss _____ 1.0, at UT (9/13/25)
 Interceptions _____ 1, vs. JSU (11/8/25)
 Pass breakups _____ 1, 3x, last at SH (10/15/25)
 Forced fumble _____ 1, vs. ULM (9/20/25)
 Fumble recovery _____ 1, vs. LT (9/27/25)

JOSH BELL (RB)

Rush attempts _____ 1, vs. UTM (9/6/25)
 Rushing yards _____ 4, vs. UTM (9/6/25)
 Long rush _____ 4, vs. UTM (9/6/25)
 Total offense yards _____ 4, vs. UTM (9/6/25)
 All-purpose yards _____ 4, vs. UTM (9/6/25)

MARCELL BLOCKER (CB)

Tackles _____ 4, vs. LU (10/8/25)
 Pass breakups _____ 1, 2x, last at SH (10/15/25)

NOAH BOTSFORD (P)

Punts _____ 8, at USU (8/30/25)
 Punt yards _____ 381, at USU (8/30/25)
 Punt average _____ 54.0, vs. JSU (11/8/25)
 Long punt _____ 70, vs. JSU (11/8/25)

SHAKAUN BOWSER (DL)

Tackles _____ 4, at UT (9/13/25)
 Sacks _____ 1.0, vs. UTM (9/6/25)
 Tackles for loss _____ 1.5, vs. UTM (9/6/25)

JAYLAN BROWN (WR)

Receptions _____ 2, vs. ULM (9/20/25)
 Receiving Yards _____ 25, vs. ULM (9/20/25)
 Long reception _____ 20, vs. ULM (9/20/25)
 All-purpose yards _____ 25, at UT (9/13/25)

DYLAN BROWN-TURNER (LB)

Tackles _____ 2, 2x, last at SH (10/15/25)

VASHON BRUNSWICK II (LB)

Tackles _____ 5, at SH (10/15/25)
 Sacks _____ 1.0, at SH (10/15/25)
 Tackles for loss _____ 1.0, at SH (10/15/25)

NEIL CAMPBELL (CB)

Tackles _____ 14, vs. LU (10/8/25)
 Sacks _____ 1.0, 2x, last at KSU (10/28/25)
 Tackles for loss _____ 2.5, vs. UTM (9/6/25)
 Forced fumble _____ 1, vs. UTM (9/6/25)
 Pass breakup _____ 1, 2x, at UT (9/13/25)
 QB hurry _____ 1, vs. ULM (9/20/25)

RAFEALD CAMPBELL (WR)

Receptions _____ 1, vs. JSU (11/8/25)
 Receiving Yards _____ 6, vs. JSU (11/8/25)
 Long reception _____ 6, vs. JSU (11/8/25)
 All-purpose yards _____ 6, vs. JSU (11/8/25)

ASHTON COKER (DT)

Tackles _____ 5, vs. LT (9/27/25)
 Tackles for loss _____ 2.0, vs. UTM (9/6/25)
 QB Hurries _____ 1, at KSU (10/28/25)

JUSTIN CONTENT (CB)

Tackles _____ 13, vs. LT (9/27/25)
 Tackles for loss _____ 1.0, 3x, last vs. JSU (11/8/25)
 Interceptions _____ 1, vs. LT (9/27/25)
 Pass Breakups _____ 2, at KSU (10/28/25)
 QB Hurries _____ 1, at KSU (10/28/25)

TANNER CRAGUN (K)

Points scored _____ 6, at KSU (10/28/25)
 Points by kicking _____ 6, at KSU (10/28/25)
 Field goals made _____ 2, at KSU (10/28/25)
 Field goals attempts _____ 2, at KSU (10/28/25)
 Long field goal _____ 38, 2x, last at KSU (10/28/25)

MICAH DAVEY (LB)

Tackles _____ 17, at KSU (10/28/25)
 Tackles for loss _____ 1.5, at KSU (10/28/25)
 Sacks _____ 1.0, at USU (8/30/25)
 QB hurries _____ 1, 2x, last vs. JSU (11/8/25)
 Fumble recovery _____ 1, vs. LT (9/27/25)

WONDAME DAVIS JR. (WR)

Points Scored _____ 12, vs. ULM (9/20/25)
 Receptions _____ 6, vs. ULM (9/20/25)
 Receiving Yards _____ 166, vs. JSU (11/8/25)
 Long Reception _____ 75, vs. JSU (11/8/25)
 Receiving TDs _____ 2, vs. ULM (9/20/25)
 Kickoff Returns _____ 4, at KSU (10/28/25)
 Kickoff Yards _____ 59, at KSU (10/28/25)
 Long KOR _____ 20, at KSU (10/28/25)
 All-purpose yards _____ 166, vs. JSU (11/8/25)

ASHTEN EMORY (RB)

Points Scored _____ 18, vs. UTM (9/6/25)
 Rush attempts _____ 15, at SH (10/15/25)
 Rushing yards _____ 96, at SH (10/15/25)
 Rush TD _____ 1, 3x, last at SH (10/15/25)
 Long rush _____ 34, at SH (10/15/25)
 Receptions _____ 4, at UT (9/13/25)
 Receiving Yards _____ 22, at SH (10/15/25)
 Long reception _____ 21, at SH (10/15/25)
 Receiving TDs _____ 2, vs. UTM (9/6/25)
 Total offense attempts _____ 17, at SH (10/15/25)
 Total offense yards _____ 96, at SH (10/15/25)
 All-purpose yards _____ 118, at SH (10/15/25)

UDOKA EZEANI (BANDIT)

Tackles _____ 7, at USU (8/30/25)
 Sacks _____ 2.0, vs. LT (9/27/25)
 Tackles for loss _____ 4.0, at USU (8/30/25)
 QB hurry _____ 1, 4x, last at KSU (10/28/25)
 Forced fumble _____ 2, vs. LT (9/27/25)
 Pass breakups _____ 1, at UT (9/13/25)

JUDAH EZINWA (TE)

Receptions _____ 2, vs. LU (10/8/25)
 Receiving Yards _____ 33, at UT (9/13/25)
 Long reception _____ 33, at UT (9/13/25)
 Total offense attempts _____ 1, at UT (9/13/25)
 All-purpose yards _____ 33, at UT (9/13/25)

ALLEN GANT (S)

Tackles _____ 1, 2x, last at UT (9/13/25)

TORIC GOINS JR. (WR)

Points Scored _____ 6, vs. UTM (9/6/25)
 Receptions _____ 5, at UT (9/13/25)
 Receiving Yards _____ 105, vs. UTM (9/6/25)
 Long reception _____ 49, vs. UTM (9/6/25)
 Receiving TDs _____ 1, vs. UTM (9/6/25)
 All-purpose yards _____ 105, vs. UTM (9/6/25)

YESSMAN GREEN (CB)

Tackles _____ 2, 2x, last at SH (10/15/25)
 Sacks _____ 0.5, vs. UTM (9/6/25)
 Tackles for loss _____ 0.5, vs. UTM (9/6/25)

JAIME GUERRERO (S)

Tackles _____ 1, 3x, last vs. UTM (9/6/25)

COLE GUSTAFSON (DL)

Tackles _____ 4, vs. LT (9/27/25)
 Sacks _____ 1.0, vs. LT (9/27/25)
 Tackles for loss _____ 1.0, vs. LT (9/27/25)
 QB hurry _____ 1, 2x, last vs. LT (9/27/25)
 Pass breakup _____ 1, vs. LT (9/27/25)

ASHAAD HALL (DL)

Tackles _____ 3, at USU (8/30/25)
 Sacks _____ 2.0, at USU (8/30/25)
 Tackles for loss _____ 2.0, at USU (8/30/25)
 Pass breakup _____ 1, vs. UTM (9/6/25)
 QB hurry _____ 2, 2x, last vs. LU (10/8/25)

JOSH HANCOCK (LB)

Tackles _____ 2, at USU (8/30/25)

CADEN HARRIS (WR)

Kickoff Returns _____ 1, 2x, last at MT (11/18/23)
 Kickoff Yards _____ 28, at NU (9/9/23)
 Long KOR _____ 28, at NU (9/9/23)
 All-purpose yards _____ 28, at NU (9/9/23)

GARRETT HAWKINS (LB)

Tackles _____ 5, 2x, last at UT (9/13/25)
 Tackles for loss _____ 0.5, vs. UTM (9/6/25)
 QB hurries _____ 1, vs. UTM (9/6/25)
 Rush attempts _____ 1, vs. UTM (9/6/25)
 Rushing yards _____ 2, vs. UTM (9/6/25)
 Long rush _____ 2, vs. UTM (9/6/25)
 Total offense yards _____ 2, vs. UTM (9/6/25)
 All-purpose yards _____ 2, vs. UTM (9/6/25)

NIK HENRY (WR)

Tackles _____ 1, 2x, last vs. UTM (9/6/25)
 Kickoff Returns _____ 5, vs. ULM (9/20/25)
 Kickoff Yards _____ 51, vs. ULM (9/20/25)
 Long KOR _____ 17, vs. ULM (9/20/25)
 All-purpose yards _____ 51, vs. ULM (9/20/25)

KD JOHNSON (DT)

Tackles _____ 8, 2x, last at UT (9/13/25)
 Tackles for loss _____ 2.0, vs. SUU (9/7/24)
 Sacks _____ 2.0, vs. SUU (9/7/24)
 QB Hurries _____ 2, at UT (9/13/25)
 Pass breakups _____ 1, at UT (9/13/25)

TYLER JONES (S)

Tackles _____ 1, at USU (8/30/25)

SKYLER LOCKLEAR (QB)

Points Scored _____ 12, 3x, last vs. JSU (11/8/25)
 Pass attempts _____ 43, at LU (9/14/24)
 Pass completions _____ 28, vs. KSU (11/9/24)
 Pass yards _____ 327, vs. KSU (11/9/24)
 Pass TDs _____ 4, vs. KSU (11/9/24)
 Long pass _____ 75, vs. JSU (11/8/25)
 Rush attempts _____ 23, at KSU (10/28/25)
 Rush yards _____ 82, vs. JSU (11/8/25)
 Long rush _____ 63, vs. UTM (9/6/25)
 Rushing TDs _____ 2, 2x, last vs. JSU (11/8/25)
 Receptions _____ 1, 3x, last at UT (11/23/24)
 Receiving Yards _____ 27, at UT (11/23/24)
 Long reception _____ 27, at UT (11/23/24)
 Receiving TDs _____ 1, vs. SUU (9/7/24)
 Total offense attempts _____ 49, vs. JSU (11/8/25)
 Total offense yards _____ 357, vs. KSU (11/9/24)
 All-purpose yards _____ 82, vs. JSU (11/8/25)



UTEP INDIVIDUAL CAREER HIGHS

KODE LOWE (S)

Tackles _____ 8, vs. ULM (9/20/25)
 Tackles for loss _____ 2.0, vs. ULM (9/20/25)
 QB hurry _____ 1, vs. LU (10/8/25)
 Forced fumbles _____ 1, at SH (10/15/25)

CADE MCCONNELL (QB)

Points Scored _____ 2, vs. UTM (9/6/25)
 Pass attempts _____ 41, at MT (11/18/23)
 Pass completions _____ 24, at MT (11/18/23)
 Pass yards _____ 364, at MT (11/18/23)
 Pass TDs _____ 2, 3x, last at CSU (9/21/24)
 Long pass _____ 80, 2x, last at MT (11/18/23)
 Rush attempts _____ 6, 2x, last at MT (11/18/23)
 Rush yards _____ 15, at SH (10/25/23)
 Long rush _____ 13, at SH (10/25/23)
 Total offense att. _____ 47, at MT (11/18/23)
 Total offense yards _____ 354, at MT (11/18/23)
 All-purpose yards _____ 13, at SH (10/25/23)

ELIJAH MCCOY (RB)

Rush attempts _____ 4, vs. LU (10/8/25)
 Rushing yards _____ 10, vs. LU (10/8/25)
 Long rush _____ 6, vs. LU (10/8/25)
 Total Offense _____ 10, vs. LU (10/8/25)
 All-purpose yards _____ 10, vs. LU (10/8/25)

MALACHI NELSON (QB)

Pass attempts _____ 46, vs. ULM (9/20/25)
 Pass completions _____ 24, at UT (9/13/25)
 Pass yards _____ 404, vs. ULM (9/20/25)
 Pass TDs _____ 4, vs. UTM (9/6/25)
 Long pass _____ 74, vs. UTM (9/6/25)
 Rush attempts _____ 7, at USU (8/30/25)
 Rush yards _____ 2, at USU (8/30/25)
 Long rush _____ 5, at USU (8/30/25)
 Total offense attempts _____ 51, vs. ULM (9/20/25)
 Total offense yards _____ 389, vs. ULM (9/20/25)
 All-purpose yards _____ 2, at USU (8/30/25)
 Punts _____ 1, at USU (8/30/25)
 Punt yards _____ 47, at USU (8/30/25)
 Punt average _____ 47.0, at USU (8/30/25)
 Long punt _____ 47, at USU (8/30/25)

ASHTON NICKELBERRY (WR)

Receptions _____ 2, 2x, last at SH (10/15/25)
 Receiving Yards _____ 29, at CSU (9/21/24)
 Long reception _____ 29, at CSU (9/21/24)
 Kickoff Returns _____ 2, vs. MTSU (11/2/24)
 Kickoff Yards _____ 24, vs. MTSU (11/2/24)
 Long KOR _____ 21, vs. KSU (11/9/24)
 All-purpose yards _____ 39, vs. MTSU (11/2/24)

KENNY ODOM (WR)

Points Scored _____ 18, vs. KSU (11/9/24)
 Receptions _____ 10, at SH (10/15/25)
 Receiving Yards _____ 128, at CSU (9/21/24)
 Long reception _____ 76, at WKU (10/10/24)
 Receiving TDs _____ 3, vs. KSU (11/9/24)
 Rush attempts _____ 2, at USU (8/30/25)
 Rush yards _____ 16, at USU (8/30/25)
 Long rush _____ 10, at USU (8/30/25)
 Kickoff Returns _____ 3, vs. SH (10/3/24)
 Kickoff Yards _____ 48, vs. SH (10/3/24)
 Long KOR _____ 23, at CSU (9/21/24)
 All-purpose yards _____ 151, at CSU (9/21/24)
 Tackles _____ 2, vs. MTSU (11/2/24)

JOSHUA RUDOLPH (LB)

Tackles _____ 8, 2x, last vs. UTM (9/6/25)
 Tackles for loss _____ 1.0, at USU (8/30/25)
 Sacks _____ 0.5, at USU (8/30/25)
 Fumble recovery _____ 1, vs. UTM (9/6/25)

LANTZ RUSSELL (S)

Tackles _____ 12, vs. SH (10/3/24)
 Sacks _____ 1.0, 3x, last vs. LU (10/8/25)
 Tackles for loss _____ 2.0, at WKU (10/10/24)

Interceptions _____ 1, 2x, last vs. FIU (10/16/24)
 Pass Breakups _____ 1, 5x, last vs. JSU (11/8/25)

TYLER SCOTT (DL)

Tackles _____ 2, vs. UTM (9/6/25)

JOSH SCHUCHTS (WR)

Points Scored _____ 6, 2x, last at KSU (10/28/25)
 Receptions _____ 4, vs. LT (9/27/25)
 Receiving Yards _____ 41, at KSU (10/28/25)
 Long reception _____ 41, at KSU (10/28/25)
 Receiving TDs _____ 1, 2x, last at KSU (10/28/25)
 All-purpose yards _____ 41, at KSU (10/28/25)

STRATTON SHUFELT (LB)

Tackles _____ 7, at WKU (10/10/24)
 Pass Breakups _____ 1, 2x, last vs. UTM (9/6/25)
 QB hurries _____ 1, at WKU (10/10/24)

SHAY SMITH (QB)

Points Scored _____ 6, 2x, last at UT (9/13/25)
 Pass attempts _____ 4, vs. ULM (9/20/25)
 Pass completions _____ 2, at NEB (8/31/24)
 Pass yards _____ 14, at NEB (8/31/24)
 Long pass _____ 11, at NEB (8/31/24)
 Rush attempts _____ 4, vs. ULM (9/20/25)
 Rush yards _____ 11, vs. ULM (9/20/25)
 Long rush _____ 8, vs. ULM (9/20/25)
 Rush TDs _____ 1, 2x, last at UT (9/13/25)
 Total offense attempts _____ 8, vs. ULM (9/20/25)
 Total offense yards _____ 16, vs. ULM (9/20/25)
 All-purpose yards _____ 11, vs. ULM (9/20/25)

XAVIER SMITH (S)

Tackles _____ 10, at LU (9/14/24)
 Tackles for loss _____ 1.0, at KSU (10/28/25)
 Fumbles recovered _____ 1, at LU (9/14/24)
 Pass Breakups _____ 2, vs. KSU (11/9/24)
 QB hurries _____ 1, vs. UTM (9/6/25)
 Interceptions _____ 1, at UT (9/13/25)

ALEX SZCZESNIAK (TE)

Tackles _____ 2, vs. LU (10/8/25)

TREVON TATE (WR)

Points Scored _____ 6, vs. ULM (9/20/25)
 Receptions _____ 7, vs. ULM (9/20/25)
 Receiving Yards _____ 133, vs. ULM (9/20/25)
 Long reception _____ 73, at UT (9/13/25)
 Receiving TDs _____ 1, vs. ULM (9/20/25)
 All-purpose yards _____ 122, vs. ULM (9/20/25)

MARQUEZ TAYLOR (RB)

Rush attempts _____ 5, vs. LT (9/27/25)
 Rushing yards _____ 18, at USU (8/30/25)
 Long rush _____ 10, at USU (8/30/25)
 Receptions _____ 2, vs. LT (9/27/25)
 Receiving Yards _____ 8, vs. LT (9/27/25)
 Long reception _____ 7, vs. LT (9/27/25)
 Kickoff Returns _____ 3, at USU (8/30/25)
 Kickoff Return Yards _____ 49, at USU (8/30/25)
 Long KR _____ 20, at USU (8/30/25)
 Total offense attempts _____ 5, at USU (8/30/25)
 Total offense yards _____ 18, at USU (8/30/25)
 All-purpose yards _____ 71, at USU (8/30/25)

EKOW TAYLOR (BANDIT)

Tackles _____ 6, vs. JSU (11/8/25)
 Sacks _____ 1.0, vs. LT (9/27/25)
 Tackles for loss _____ 1.0, vs. LT (9/27/25)
 Fumble recoveries _____ 1, at SH (10/15/25)
 QB hurries _____ 1, vs. JSU (11/8/25)

KAM THOMAS (MB)

Points Scored _____ 6, 2x, last at NMSU (11/30/24)
 Rush attempts _____ 16, at USU (8/30/25)
 Rushing yards _____ 36, at USU (8/30/25)

Long rush _____ 17, at USU (8/30/25)
 Receptions _____ 8, at LU (9/14/24)
 Receiving Yards _____ 99, vs. SUU (9/7/24)
 Long reception _____ 69, at NM State (11/30/24)
 Receiving TDs _____ 1, at NEB (8/31/24)
 Punt Returns _____ 5, at USU (8/30/25)
 Punt Return Yards _____ 29, at NEB (8/31/24)
 Long PR _____ 92, at NMSU (11/30/24)
 PR TD _____ 1, at NMSU (11/30/24)
 Kickoff Returns _____ 3, at LU (9/14/24)
 Kickoff Return Yards _____ 43, at LU (9/14/24)
 Long KOR _____ 23, vs. SUU (9/7/24)
 Total offense attempts _____ 11, at LU (9/14/24)
 Total offense yards _____ 26, vs. SH (8/31/24)
 All-purpose yards _____ 199, at NMSU (11/30/24)

DONTE THOMPSON (SPUR)

Tackles _____ 7, at UT (9/13/25)
 Tackles for loss _____ 1, vs. UTM (9/6/25)
 Pass breakup _____ 1, at USU (8/30/25)
 QB hurry _____ 1, at USU (8/30/25)

JET THOMPSON (WR)

Kickoff Returns _____ 3, vs. UTM (9/6/25)
 Kickoff Yards _____ 63, vs. UTM (9/6/25)
 Long KOR _____ 25, vs. UTM (9/6/25)
 All-purpose yards _____ 63, vs. UTM (9/6/25)

MARCUS TORRES (WR)

Receptions _____ 2, vs. ULM (9/20/25)
 Receiving Yards _____ 14, vs. ULM (9/20/25)
 Long reception _____ 8, vs. ULM (9/20/25)
 All-purpose yards _____ 8, vs. ULM (9/20/25)

DARNELL WILLIAMS (S)

Tackles _____ 1, at SH (10/15/25)

ERIC WILLIS III (WR)

Points Scored _____ 6, vs. JSU (11/8/25)
 Receptions _____ 5, at USU (8/30/25)
 Receiving Yards _____ 43, at SH (10/15/25)
 Long reception _____ 43, at SH (10/15/25)
 Receiving TDs _____ 1, vs. JSU (11/8/25)
 Rush attempts _____ 1, at UT (9/13/25)
 Rush yards _____ 4, at UT (9/13/25)
 Long rush _____ 4, at UT (9/13/25)
 Punt Returns _____ 3, at SH (10/15/25)
 Punt Return Yards _____ 24, vs. ULM (9/20/25)
 Long PR _____ 23, vs. ULM (9/20/25)
 Kickoff Returns _____ 1, vs. LU (10/8/25)
 Kickoff Return Yards _____ 23, vs. LU (10/8/25)
 Long KOR _____ 23, vs. LU (10/8/25)
 All-purpose yards _____ 68, at SH (10/15/25)

DAVID WILSON (DB)

Tackles _____ 1, vs. UTM (9/6/25)

HAHSAUN WILSON (RB)

Points Scored _____ 6, vs. UTM (9/6/25)
 Rush attempts _____ 8, vs. UTM (9/6/25)
 Rushing yards _____ 117, vs. UTM (9/6/25)
 Rush TD _____ 1, vs. UTM (9/6/25)
 Long rush _____ 94, vs. UTM (9/6/25)
 Receptions _____ 2, vs. LU (10/8/25)
 Receiving Yards _____ 24, vs. ULM (9/20/25)
 Long reception _____ 24, vs. ULM (9/20/25)
 Total Offense _____ 117, vs. UTM (9/6/25)
 All-purpose yards _____ 117, vs. UTM (9/6/25)



JAYDEN WILSON (LB)

Tackles _____ 16, vs. LU (10/8/25)
 Sacks _____ 0.5, vs. LT (9/27/25)
 Tackles for loss _____ 2.0, vs. LU (10/8/25)
 QB hurry _____ 1, 2x, last vs. LU (10/8/25)
 Interceptions _____ 1, at KSU (10/28/25)
 Forced fumble _____ 1, 2x, last at KSU (10/28/25)
 Fumble recovery _____ 1, vs. LT (9/27/25)



UTEP FOOTBALL 2025 RECAPS

Game #1

| | |
|--|-----------|
|  UTEP (0-1, 0-0) | 16 |
|  Utah State (1-0, 0-0) | 28 |

Logan, Utah • Merlin Olsen Field (16,448)
Aug. 30, 2025

UTEP took a lead late in the first quarter after Malachi Nelson's 34-yard touchdown pass to Kenny Odom, but Utah State would go on to outscore the Miners 25-9 on its way to a 28-16 final on Aug. 30 in Merlin Olsen Field at Maverik Stadium.

UTEP (0-1) struggled on offense, gaining 284 yards of total offense on 72 plays, while Utah State (1-0) tallied 360 yards on 61 plays. The Miners tallied 19 first downs to the Aggies' 18.

Nelson, who made his first collegiate start, finished the game 22-of-34 passing for 178 yards, a touchdown and an interception. Odom recorded a career-high nine receptions for 97 yards and a touchdown. Overall, Odom had 113 all-purpose yards after gaining 16 on two carries. Eric Willis III, who made his Miner debut, hauled in five receptions for 35 yards.

Defensively, multiple student-athletes make their UTEP debut. Joshua Rudolph tallied eight tackles, tied for second most on the night, and had a half sack. Ashaad Hall posted 2.0 sacks, while Udoka Ezeani tallied a sack and seven tackles. Micah Davey finished with eight tackles and a sack.

The defense racked up six sacks, while returnee Xavier Smith led the defense with nine tackles. Redshirt freshman Elijah Baldwin tallied his first career sack with 1.5.

Utah State opened the contest with an early 3-0 lead following a Tanner Rinker 49-yard field goal at the 9:48 mark. The Aggies drove 49 yards on 10 plays (5:09).

The Miners answered on their second possession when Nelson threw his first collegiate touchdown pass. He found Odom on a 34-yard toss that gave UTEP the lead. Carlos Arreola, in his UTEP debut, hit the PAT for a 7-3 advantage at the 4:30 mark of the first quarter. Nelson led the "Blue Blaze" on a 61-yard drive on four plays that took only 1:08 off the clock.

SCORE BY QUARTERS

| TEAM | 1ST | 2ND | 3RD | 4TH | TOTAL |
|------|-----|-----|-----|-----|-------|
| UTEP | 7 | 3 | 0 | 6 | 16 |
| USU | 10 | 10 | 8 | 0 | 28 |

QTR TIME SCORING PLAY

| | | |
|-----|-------|--|
| 1st | 09:48 | USU - Rinker 49-yard FG, 10-49, 05:09 |
| | 04:30 | UTEP - Odom 38-yard pass from Nelson (Arreola kick), 4-61, 01:08 |
| | 00:18 | USU - Davis 58-yard rush (Rinker kick), 1-58, 00:12 |
| 2nd | 08:36 | USU - Rinker 28-yard FG, 12-62, 04:52 |
| | 01:56 | USU - Lane 52-yard pass from Barnes (Rinker kick), 5-80, 01:43 |
| | 00:02 | UTEP - Arreola 42-yard FG, 11-56, 01:49 |
| 3rd | 08:35 | USU - Barnes 12-yard rush (Garcia rush), 6-93, 02:37 |
| 4th | 13:48 | UTEP - Emory 2-yard rush (Odom pass from Nelson failed), 7-69, 02:29 |

TEAM STATISTICS

| | UTEP | USU |
|------------------------|---------|---------|
| First Downs | 19 | 18 |
| Rushing Attempts-Yards | 35-103 | 33-127 |
| Passing Yards | 181 | 233 |
| Passes | 23-37-1 | 19-28-0 |
| Total Offense | 284 | 360 |
| Punt Returns-Yards | 5-24 | 5-22 |
| Kickoff Returns-Yards | 3-49 | 2-35 |
| Punts-Average | 9-47.6 | 7-47.4 |
| Fumbles-Lost | 0-0 | 0-0 |
| Penalties-Yards | 7-63 | 11-73 |
| Time of Possession | 29:23 | 30:37 |

UTEP Leaders

| Passing | C-A-I | YDS | TD | LG |
|---------|---------|-----|----|----|
| Nelson | 22-34-1 | 178 | 1 | 34 |

| Rushing | ATT. | YDS | TD | LG |
|---------|------|-----|----|----|
| Thomas | 16 | 36 | 0 | 17 |
| Emory | 6 | 31 | 1 | 11 |

| Receiving | Rec. | YDS | TD | LG |
|------------|------|-----|----|----|
| Odom | 9 | 97 | 1 | 34 |
| Willis III | 5 | 35 | 0 | 14 |

| Tackles | U-A-T | Sack-YD | TFL-YD | INT |
|---------|-------|---------|--------|-----|
| Smith | 4-5-9 | 0.0-0 | 0.0-1 | 0 |
| Rudolph | 3-5-8 | 0.5-2 | 1.0-3 | 0 |

USU Leaders



| Passing | C-A-I | YDS | TD | LG |
|---------|---------|-----|----|----|
| Barnes | 19-28-0 | 233 | 1 | 52 |

| Rushing | ATT. | YDS | TD | LG |
|---------|------|-----|----|----|
| Davis | 12 | 88 | 1 | 58 |
| Barnes | 15 | 29 | 1 | 18 |

| Receiving | Rec. | YDS | TD | LG |
|-----------|------|-----|----|----|
| Davis | 6 | 61 | 0 | 30 |
| Pegan | 5 | 38 | 0 | 14 |

| Tackles | U-A-T | Sack-YD | TFL-YD | QBH |
|---------|--------|---------|--------|-----|
| Avinger | 8-3-11 | 0.0-0 | 0.0-0 | 0 |
| Miller | 3-7-10 | 1.0-7 | 1.5-8 | 1 |

Game #2

| | |
|---|-----------|
|  UT Martin (0-2, 0-0) | 17 |
|  UTEP (1-1, 0-0) | 42 |

El Paso, Texas • Sun Bowl Stadium (31,112)
Sept. 6, 2025

Malachi Nelson threw four touchdowns, Hahsaun Wilson rushed for 117 yards, including breaking off the longest play from scrimmage in program history, Ashton Emory totaled three touchdowns, Kenny Odom (124) and Toric Goins Jr. (105) each hit the century mark in receiving yards, and Micah Davey racked up 14 tackles to lead UTEP in a dominant 42-17 victory over UT Martin in front of 31,112 rowdy fans in the Sun Bowl on Sept. 6.

The Miners (1-1) won their first home opener in two years while the "Blue Blaze" offense amassed 472 yards of total offense, the most during the Scotty Walden era. The Miners scored four touchdowns on their first six drives on the way to staking a commanding 28-7 halftime lead. UTEP extended its cushion to as many as 32 (42-10) before settling for the 25-point triumph. It marked the largest victory since 2022.

The Skyhawks, who had won 34 games in their previous four years, dropped to 0-2 on the season.

UTEP rushed for 194 yards on 25 attempts (7.8 avg.), but it was a much different story for the visitors. The "Orange Swarm" defense shut down the UTM ground attack, allowing only 76 yards on 40 rush attempts (1.9 avg.). It was the fewest rushing yards by a Miners' opponent with at least 40 attempts since 1971.

Nelson finished the night 14-of-26 with career highs in passing yards (278) and touchdown tosses (four). He was only sacked once, while he completed a career-long 74-yard touchdown strike to Odom in the third quarter.

Wilson highlighted the evening with a 94-yard scoring sprint, the longest play from scrimmage in program history.

SCORE BY QUARTERS

| TEAM | 1ST | 2ND | 3RD | 4TH | TOTAL |
|------|-----|-----|-----|-----|-------|
| UTM | 0 | 7 | 3 | 7 | 17 |
| UTEP | 7 | 21 | 14 | 0 | 42 |

QTR TIME SCORING PLAY

| | | |
|-----|-------|---|
| 1st | 11:34 | UTEP - Emory 2-yard rush (Arreola kick), 4-25, 00:50 |
| 2nd | 14:48 | UTM - Bailey 11-yard rush (Hechter kick), 5-33, 02:02 |
| | 12:27 | UTEP - Goins Jr. 48-yard pass from Nelson (Arreola kick), 6-76, 02:07 |
| | 08:02 | UTEP - Emory 8-yard pass from Nelson (McConnell rush), 6-76, 02:35 |
| | 05:00 | UTEP - Wilson 94-yard rush (Arreola kick blocked), 2-96, 00:35 |
| 3rd | 07:21 | UTM - Hechter 21-yard FG, 13-68, 06:14 |
| | 06:25 | UTEP - Odom 74-yard pass from Nelson (Arreola kick), 2-70, 00:48 |
| | 03:11 | UTEP - Emory 12-yard pass from Nelson (Arreola kick), 4-34, 01:15 |
| 4th | 12:07 | UTM - Wilson 20-yard pass from Bauer (Hechter kick), 12-79, 05:58 |

TEAM STATISTICS

| | UTM | UTEP |
|------------------------|---------|---------|
| First Downs | 19 | 14 |
| Rushing Attempts-Yards | 40-76 | 25-194 |
| Passing Yards | 295 | 278 |
| Passes | 24-36-0 | 15-29-0 |
| Total Offense | 371 | 472 |
| Punt Returns-Yards | 5-31 | 2-23 |
| Kickoff Returns-Yards | 5-294 | 3-64 |
| Punts-Average | 6-47.0 | 5-50.0 |
| Fumbles-Lost | 1-1 | 1-1 |
| Penalties-Yards | 6-35 | 4-40 |
| Time of Possession | 38:48 | 21:12 |

UTEP Leaders

| Passing | C-A-I | YDS | TD | LG |
|---------|---------|-----|----|----|
| Nelson | 14-26-0 | 278 | 4 | 74 |

| Rushing | ATT. | YDS | TD | LG |
|----------|------|-----|----|----|
| Wilson | 8 | 117 | 1 | 94 |
| Locklear | 3 | 37 | 0 | 63 |

| Receiving | Rec. | YDS | TD | LG |
|-----------|------|-----|----|----|
| Odom | 5 | 124 | 1 | 74 |
| Goins Jr. | 3 | 105 | 1 | 49 |

| Tackles | U-A-T | Sack-YD | TFL-YD | QBH |
|---------|--------|---------|--------|-----|
| Davey | 8-6-14 | 0.0-0 | 0.0-0 | 1 |
| Content | 2-7-9 | 0.0-0 | 0.0-0 | 0 |

UTM Leaders

| Passing | C-A-I | YDS | TD | LG |
|---------|---------|-----|----|----|
| Berry | 10-17-0 | 75 | 0 | 27 |

| Rushing | ATT. | YDS | TD | LG |
|---------|------|-----|----|----|
| Lambson | 20 | 183 | 2 | 46 |
| Berry | 13 | 53 | 0 | 21 |


| Receiving | Rec. | YDS | TD | LG |
|-----------|------|-----|----|----|
| Mitchell | 3 | 62 | 1 | 40 |
| Carr | 2 | 32 | 0 | 27 |

| Tackles | U-A-T | Sack-YD | TFL-YD | FF |
|-----------|-------|---------|--------|----|
| Dawkins | 5-4-9 | 1.0-6 | 2.5-8 | 1 |
| Stevenson | 6-2-8 | 0.0-0 | 0.0-0 | 0 |



UTEP FOOTBALL 2025 RECAPS

Game #3

| | |
|--|-----------|
|  UTEP (1-2, 0-0) | 10 |
| #7 Texas (2-1, 0-0) | 27 |

**Austin, Texas • DKR (102,025)
Sept. 13, 2025**

The UTEP football team battled #7 Texas on virtually even terms for the first two periods on Saturday, before the Longhorns slowly pulled away in the second half for a 27-10 victory on a hot and humid Saturday afternoon in Austin.

The loss overshadowed a tremendous performance by a UTEP defense that appeared to strengthen as the game went on. The Miners (1-2) yielded 100 yards in the first quarter, 87 in the second, 67 in the third and 86 in the fourth. El Pasoans scored all of UTEP's points, as Carlos Arreola connected on a field goal and Shay Smith rushed for a touchdown.

The 27 points were the fewest scored by Texas against UTEP since 1933 (22), and the second-fewest totaled by the Longhorns in the all-time, seven-game series with the Miners. The 17-point margin of victory was also the second-lowest by Texas versus UTEP, surpassed only by a 16-point cushion (22-6) in 1933. UTEP allowed 340 yards, the lowest against the Longhorns in the modern era.

"We played extremely physical and hard," Walden said. "I'm very proud of this football team. I'm extremely proud of the effort that I saw on defense, extremely proud of the finish by the offense. I am extremely proud of the way we finished the game with a touchdown and that says a lot about our character. The defense also played lights out and held strong. [Texas] had to earn everything they got."

Texas (2-1) fielded a defense that was equally as stout on Saturday, limiting UTEP to 259 yards and keeping the Miners out of the end zone until El Paso's own Smith rambled for a two-yard TD late in the fourth quarter.

Texas led 14-3 at the break. But the lead was only 7-3 until Arch Manning rushed for a five-yard touchdown with one second remaining in the half. That capped a seven-play, 40-yard drive that provided a little separation between the UT system programs.

SCORE BY QUARTERS

| TEAM | 1ST | 2ND | 3RD | 4TH | TOTAL |
|------|-----|-----|-----|-----|-------|
| UTEP | 0 | 3 | 0 | 7 | 10 |
| UT | 7 | 7 | 6 | 7 | 27 |

QTR TIME SCORING PLAY

| | | |
|-----|-------|---|
| 1st | 05:26 | UT - Manning 2-yard rush (Shipley kick), 9-53, 04:56 |
| 2nd | 01:55 | UTEP - Arreola 39-yard FG, 7-56, 02:10 |
| | 00:01 | UT - Manning 5-yard rush (Shipley kick), 7-40, 00:53 |
| 3rd | 07:50 | UT - Shipley 31-yard FG, 9-25, 04:55 |
| | 01:41 | UT - Shipley 30-yard FG, 10-37, 05:00 |
| 4th | 10:52 | UT - Wingo 4-yard pass from Manning (Shipley kick), 8-47, 03:40 |
| | 01:57 | UTEP - Smith 2-yard rush (Arreola kick), 7-87, 02:56 |

TEAM STATISTICS

| | UTEP | UT |
|------------------------|---------|---------|
| First Downs | 13 | 23 |
| Rushing Attempts-Yards | 23-50 | 56-226 |
| Passing Yards | 209 | 114 |
| Passes | 24-36-2 | 11-25-1 |
| Total Offense | 259 | 340 |
| Punt Returns-Yards | 2-5 | 3-72 |
| Kickoff Returns-Yards | 1-0 | 3-43 |
| Punts-Average | 5-42.0 | 4-47.8 |
| Fumbles-Lost | 0-0 | 1-0 |
| Penalties-Yards | 6-33 | 7-78 |
| Time of Possession | 21:41 | 36:47 |


UTEP Leaders

| | C-A-I | YDS | TD | LG |
|------------------|---------|---------|--------|-----|
| Passing | | | | |
| Nelson | 24-36-2 | 209 | 0 | 43 |
| Rushing | ATT. | YDS | TD | LG |
| Wilson | 6 | 39 | 0 | 30 |
| Emory | 11 | 5 | 0 | 3 |
| Receiving | Rec. | YDS | TD | LG |
| Tate | 6 | 64 | 0 | 43 |
| Goins Jr. | 5 | 63 | 0 | 23 |
| Tackles | U-A-T | Sack-YD | TFL-YD | INT |
| Davey | 3-6-9 | 0.0-0 | 0.5-1 | 0 |
| Wilson | 4-4-8 | 0.0-0 | 1.5-7 | 0 |

UT Leaders

| | C-A-I | YDS | TD | LG |
|------------------|---------|---------|--------|-----|
| Passing | | | | |
| Manning | 11-25-1 | 114 | 1 | 23 |
| Rushing | ATT. | YDS | TD | LG |
| Simon | 17 | 67 | 0 | 13 |
| Gibson | 18 | 64 | 0 | 10 |
| Receiving | Rec. | YDS | TD | LG |
| Wingo | 3 | 32 | 1 | 15 |
| Clark | 2 | 32 | 0 | 23 |
| Tackles | U-A-T | Sack-YD | TFL-YD | INT |
| Lefau | 2-5-7 | 0.0-0 | 1.0-3 | 0 |
| Taaffe | 4-2-6 | 0.0-0 | 0.0-0 | 0 |

Game #4

| | |
|---|-----------|
|  ULM (2-1, 0-0) | 31 |
| UTEP (1-3, 0-0) | 25 |

**El Paso, Texas • Sun Bowl Stadium (15,272)
Sept. 20, 2025**

Malachi Nelson became the first Miner quarterback to surpass 400 yards in passing in 16 years, but the UTEP football team's rally came up short in a 31-25 setback at the hands of ULM in the Sun Bowl Saturday night.

The Warhawks (2-1) took a commanding 31-7 advantage midway through the third quarter before UTEP (1-3) started to mount a comeback. Carlos Arreola started it with a 27-yard field goal to cut the deficit to 21 (31-10) heading to the fourth quarter.

Nelson then connected with Wondame Davis Jr. on a 44-yard strike to bring the Orange and Blue a bit closer. A two-point conversion toss to Hahsaun Wilson made it a 13-point game. After another stop, Nelson found Davis Jr. from 20 yards out to cut the deficit to six.

Nelson threw for a career-best 404 yards on 22-of-46 passing and three touchdowns. He became the first UTEP QB to eclipse 400 yards since Trevor Vittoe did so in 2009. Davis Jr. produced breakout numbers as the redshirt freshman, who had one catch for seven yards in his career, gained 119 yards on six catches and two scores.

The Miners gained 442 yards of total offense, while the Warhawks put up 399 yards, including a staggering 250 yards rushing on 42 attempts (6.0 avg.). The Miners only gained 33 yards on 28 carries (1.2 avg.)

On the game's first possession, the Miners drove the ball to the ULM 4 before giving up the ball on a turnover on downs.

SCORE BY QUARTERS

| TEAM | 1ST | 2ND | 3RD | 4TH | TOTAL |
|------|-----|-----|-----|-----|-------|
| ULM | 14 | 10 | 7 | 0 | 31 |
| UTEP | 7 | 0 | 3 | 15 | 25 |

QTR TIME SCORING PLAY

| | | |
|-----|-------|--|
| 1st | 07:44 | ULM - Godfrey 12-yard pass from Armenta (Stagg kick), 3-96, 01:37 |
| | 07:27 | UTEP - Tate 73-yard pass from Nelson (Arreola kick), 1-73, 00:12 |
| | 02:31 | ULM - McReynolds 40-yard rush (Stagg kick), 2-77, 00:49 |
| 2nd | 12:42 | ULM - Bibbs 35-yard pass from Armenta (Stagg rush), 6-74, 03:07 |
| | 05:40 | ULM - Stagg 44-yard FG, 10-49, 05:15 |
| 3rd | 07:53 | ULM - Herring 1-yard rush (Stagg kick), 6-27, 03:20 |
| | 05:39 | UTEP - Arreola 27-yard FG, 9-78, 02:09 |
| 4th | 13:31 | UTEP - Davis Jr. 44-yard pass from Nelson (Wilson pass from Nelson), 3-67, 01:21 |
| | 06:00 | UTEP - Davis Jr. 20-yard pass from Nelson (Arreola kick), 8-77, 02:35 |

TEAM STATISTICS

| | ULM | UTEP |
|------------------------|--------|---------|
| First Downs | 18 | 21 |
| Rushing Attempts-Yards | 42-250 | 28-33 |
| Passing Yards | 149 | 409 |
| Passes | 9-15-0 | 23-50-2 |
| Total Offense | 399 | 442 |
| Punt Returns-Yards | 0-0 | 2-24 |
| Kickoff Returns-Yards | 0-0 | 6-53 |
| Punts-Average | 6-39.0 | 3-42.0 |
| Fumbles-Lost | 1-0 | 0-0 |
| Penalties-Yards | 12-98 | 8-80 |
| Time of Possession | 31:51 | 28:09 |

UTEP Leaders

| | C-A-I | YDS | TD | LG |
|------------------|---------|---------|--------|-----|
| Passing | | | | |
| Nelson | 22-46-2 | 404 | 3 | 73 |
| Rushing | ATT. | YDS | TD | LG |
| Wilson | 10 | 21 | 0 | 6 |
| Emory | 6 | 19 | 0 | 8 |
| Receiving | Rec. | YDS | TD | LG |
| Tate | 7 | 133 | 1 | 73 |
| Davis Jr. | 6 | 119 | 2 | 44 |
| Tackles | U-A-T | Sack-YD | TFL-YD | QBH |
| Campbell | 3-8-11 | 0.0-0 | 0.5-1 | 1 |
| Barnes | 4-4-8 | 0.0-0 | 0.0-0 | 0 |



ULM Leaders

| | C-A-I | YDS | TD | LG |
|------------------|--------|---------|--------|----|
| Passing | | | | |
| Armenta | 8-14-0 | 136 | 2 | 37 |
| Rushing | ATT. | YDS | TD | LG |
| McReynolds | 18 | 107 | 1 | 40 |
| Lewis | 5 | 79 | 0 | 72 |
| Receiving | Rec. | YDS | TD | LG |
| Godfrey | 2 | 49 | 1 | 37 |
| Bibbs | 2 | 38 | 1 | 35 |
| Tackles | U-A-T | Sack-YD | TFL-YD | BU |
| Faunroy | 3-4-7 | 0.0-0 | 0.5-1 | 1 |
| Flemmings | 2-5-7 | 0.0-0 | 1.0-1 | 0 |



UTEP FOOTBALL 2025 RECAPS

Game #5

| | |
|---|-----------|
|  LA Tech (4-1, 2-0) | 30 |
|  UTEP (1-4, 0-1) | 11 |

**El Paso, Texas • Sun Bowl Stadium (13,013)
Sept. 27, 2025**

UTEP's defense recorded five sacks, recovered three fumbles and posted its first interception of the year en route to holding LA Tech to an opponent season-low 232 yards, but the Miners' offense couldn't quite get on track in a 30-11 setback in their Conference USA opener and 93rd Homecoming Game at Sun Bowl Stadium on Saturday night.

It marks the second straight year that UTEP (1-4, 0-1 CUSA) limited the Bulldogs (4-1, 2-0 CUSA) to fewer than 300 yards of total offense. It was a competitive first half, with the Orange and Blue down just a score (7-0) heading into the locker room. UTEP remained within striking distance (10-0) through three quarters of play before LA Tech pulled away down the stretch.

The three recovered fumbles by the Miners were the most since they also came up with a trio against no. 22 Liberty on Nov. 25, 2023. UTEP added a season-high five pass breakups, to go along with the interception by Justin Content. Furthermore, the five sacks marked the third time this year the Orange and Blue posted four or more in a game.

Content (career-high 13), Micah Davey (12) and Neil Campbell (10) all reached double figures in tackles, while Jayden Wilson (season-most nine) and Xavier Smith (eight) were heavily involved as well. Udoka Ezeani forced two fumbles and had a career-high 2.0 sacks. Wilson had both a force and a recovery that he rambled for 34 yards late in the first half. Davey and Solo Barnes also had recoveries.

UTEP had some good moments offensively and finished with 273 total yards, including 135 during a big fourth quarter where it produced 11 points, but it wasn't enough to mount a comeback. Tanner Cragun connected on a 38-yard field goal, the first of his UTEP career, to get UTEP on the board. The Miners then made it a two-possession game (24-11) after a touchdown and two-point conversion with 3:34 left, but LA Tech recovered the ensuing onside kick to snuff out the rally.

SCORE BY QUARTERS

| TEAM | 1ST | 2ND | 3RD | 4TH | TOTAL |
|------|-----|-----|-----|-----|-------|
| LT | 7 | 0 | 3 | 20 | 30 |
| UTEP | 0 | 0 | 0 | 11 | 11 |

QTR TIME SCORING PLAY

| | | |
|-----|-------|--|
| 1st | 06:14 | LT - Singleton Jr. 5-yard pass from Baker (Henderson kick), 10-60, 04:24 |
| 3rd | 05:47 | LT - Henderson 37-yard FG, 4-7, 01:49 |
| 4th | 14:55 | UTEP - Cragun 38-yard FG, 14-54, 05:52 |
| | 10:22 | LT - Foster 67-yard interception return (Henderson kick), 00:08 |
| | 04:58 | LT - Thevenin 4-yard rush (Henderson kick), 6-42, 03:26 |
| | 03:34 | UTEP - Davis Jr. 35-yard pass from Locklear (Schuchts pass from Locklear), 4-75, 01:24 |
| | 01:44 | LT - Jackson Jr. 23-yard interception return (Chance rush failed), 00:09 |

TEAM STATISTICS

| | LT | UTEP |
|------------------------|---------|---------|
| First Downs | 16 | 15 |
| Rushing Attempts-Yards | 42-95 | 29-126 |
| Passing Yards | 137 | 147 |
| Passes | 18-26-1 | 22-44-5 |
| Total Offense | 232 | 273 |
| Punt Returns-Yards | 2--1 | 2-13 |
| Kickoff Returns-Yards | 1-27 | 0-0 |
| Punts-Average | 6-49.2 | 5-38.6 |
| Fumbles-Lost | 3-3 | 1-0 |
| Penalties-Yards | 5-49 | 5-50 |
| Time of Possession | 32:15 | 27:45 |

UTEP Leaders

| Passing | C-A-I | YDS | TD | LG |
|---------|---------|-----|----|----|
| Nelson | 18-38-4 | 73 | 0 | 10 |

| Rushing | ATT. | YDS | TD | LG |
|---------|------|-----|----|----|
| Emory | 11 | 50 | 0 | 13 |
| Wilson | 7 | 28 | 0 | 12 |

| Receiving | Rec. | YDS | TD | LG |
|------------|------|-----|----|----|
| Schuchts | 4 | 21 | 0 | 11 |
| Willis III | 4 | 11 | 0 | 6 |

| Tackles | U-A-T | Sack-YD | TFL-YD | INT-YD |
|---------|--------|---------|--------|--------|
| Content | 7-6-13 | 0.0-0 | 0.0-0 | 1-0 |
| Davey | 3-9-12 | 0.0-0 | 1.0-3 | 0-0 |

LT Leaders



| Passing | C-A-I | YDS | TD | LG |
|---------|---------|-----|----|----|
| Baker | 18-26-1 | 137 | 1 | 27 |

| Rushing | ATT. | YDS | TD | LG |
|----------|------|-----|----|----|
| Thevenin | 19 | 68 | 1 | 14 |
| Wiggins | 9 | 37 | 0 | 9 |

| Receiving | Rec. | YDS | TD | LG |
|---------------|------|-----|----|----|
| Singleton Jr. | 5 | 33 | 1 | 9 |
| Jackson | 3 | 44 | 0 | 27 |

| Tackles | U-A-T | Sack-YD | TFL-YD | INT-YD |
|-------------|-------|---------|--------|--------|
| Fields | 5-3-8 | 0.0-0 | 0.5-1 | 0-0 |
| Jackson Jr. | 4-2-6 | 0.0-0 | 1.5-2 | 1-23 |

Game #6

| | |
|---|-----------|
|  Liberty (2-4, 1-1) | 19 |
|  UTEP (1-5, 0-2) | 8 |

**El Paso, Texas • Sun Bowl Stadium (9,286)
Oct. 8, 2025**

UTEP's Jayden Wilson (16), Neil Campbell (14) and Micah Davey (12) hit double figures in tackles, but Liberty put up over 400 yards of total offense as the Flames defeated the Miners, 19-8, on Wednesday night's "Weekday CUSA".

UTEP (1-5, 0-2 Conference USA) mustered up only 167 yards of total offense. Skyler Locklear, who got the nod to start under center, ran for a team-high 58 yards and a touchdown, while throwing for 90 (9-17) and a pair of interceptions. The Miners struggled with nine first downs and finished 3-of-15 on third-down conversions.

Liberty (2-4, 1-1 CUSA) snapped a four-game losing streak as Ethan Vasko threw for 243 yards (19-33) and rushed for 31 and a score. Vaughn Blue had a game-high 75 yards rushing on 17 carries. Jay Billingsley connected on 4-of-5 field goals, including a long make of 50 yards. The Flames ran 83 plays to the Miners' 52.

The Miners finished their home stand 0-3.

The "Orange Swarm" defense yielded the Flames to only 3-of-18 on third-down conversions. However, they allowed 4-of-5 fourth-down conversions. Wilson and Campbell each racked up career-highs in tackles. For Campbell, it's his third consecutive double-digit tackle effort. Wilson recorded a collegiate career best in tackles, while Davey posted 12 for the second straight game and has a team-best 63 on the season.

Liberty got on the board first, following a 94-yard, 12-play drive that resulted in a Vasko two-yard touchdown, followed by the PAT to go up 7-0 at the 6:21 mark. The drive took over six minutes.

SCORE BY QUARTERS

| TEAM | 1ST | 2ND | 3RD | 4TH | TOTAL |
|------|-----|-----|-----|-----|-------|
| LU | 7 | 6 | 6 | 0 | 19 |
| UTEP | 0 | 0 | 0 | 8 | 8 |

QTR TIME SCORING PLAY

| | | |
|-----|-------|--|
| 1st | 06:21 | LU - Vasko 2-yard rush (Billingsley kick), 12-94, 06:32 |
| 2nd | 14:53 | LU - Billingsley 27-yard FG, 11-62, 04:23 |
| | 08:25 | LU - Billingsley 29-yard FG, 11-45, 05:10 |
| 3rd | 11:18 | LU - Billingsley 50-yard FG, 9-43, 03:42 |
| | 07:27 | LU - Billingsley 41-yard FG, 6-38, 02:42 |
| 4th | 11:39 | UTEP - Locklear 13-yard rush (Schuchts pass from Smith), 8-65, 03:16 |

TEAM STATISTICS

| | LU | UTEP |
|------------------------|---------|---------|
| First Downs | 22 | 9 |
| Rushing Attempts-Yards | 50-160 | 25-56 |
| Passing Yards | 243 | 111 |
| Passes | 19-33-0 | 13-27-2 |
| Total Offense | 403 | 167 |
| Punt Returns-Yards | 4-4 | 1-0 |
| Kickoff Returns-Yards | 0-0 | 2-25 |
| Punts-Average | 4-37.8 | 8-45.8 |
| Fumbles-Lost | 0-0 | 0-0 |
| Penalties-Yards | 6-57 | 3-40 |
| Time of Possession | 39:57 | 20:03 |

UTEP Leaders

| Passing | C-A-I | YDS | TD | LG |
|----------|--------|-----|----|----|
| Locklear | 9-17-2 | 90 | 0 | 44 |

| Rushing | ATT. | YDS | TD | LG |
|----------|------|-----|----|----|
| Locklear | 8 | 58 | 1 | 15 |
| McCoy | 4 | 10 | 0 | 6 |

| Receiving | Rec. | YDS | TD | LG |
|-----------|------|-----|----|----|
| Odum | 3 | 53 | 0 | 44 |
| Schuchts | 3 | 18 | 0 | 9 |

| Tackles | U-A-T | Sack-YD | TFL-YD | QBH |
|----------|---------|---------|--------|-----|
| Wilson | 5-11-16 | 0.0-0 | 2.0-3 | 1 |
| Campbell | 8-6-14 | 0.0-0 | 0.0-0 | 0 |

LU Leaders

| Passing | C-A-I | YDS | TD | LG |
|---------|---------|-----|----|----|
| Vasko | 19-33-0 | 243 | 0 | 31 |

| Rushing | ATT. | YDS | TD | LG |
|----------|------|-----|----|----|
| Blue | 17 | 75 | 0 | 16 |
| Williams | 12 | 36 | 0 | 12 |



| Receiving | Rec. | YDS | TD | LG |
|-----------|------|-----|----|----|
| Person | 5 | 52 | 0 | 13 |
| Gray | 3 | 63 | 0 | 29 |

| Tackles | U-A-T | Sack-YD | TFL-YD | QBH |
|---------|--------|---------|--------|-----|
| Carter | 2-9-11 | 0.0-0 | 1.0-1 | 1 |
| Pirolli | 1-4-5 | 0.0-0 | 0.0-0 | 0 |



UTEP FOOTBALL 2025 RECAPS

Game #7

| | | |
|---|-------------------------------|-----------|
|  | UTEP (2-5, 1-2) | 35 |
|  | Sam Houston (0-7, 0-4) | 17 |

Houston, Texas • Shell Energy Stadium (4,657)
Oct. 15, 2025

Skyler Locklear completed 21-of-26 passes for 236 yards and Ashten Emory rushed for a career-high 96 yards, leading UTEP to a 35-17 win at Sam Houston on Wednesday night.

The Miners (2-5, 1-2 CUSA) emphatically stamped out a four-game losing streak in their first road game in over a month. The Bearkats fell to 0-7, 0-4 in CUSA while playing their home games at Shell Energy Stadium in Houston.

The game was closely contested heading into the fourth quarter, but the Miners pulled away with back-to-back touchdown drives — including a 34-yard rushing score by Emory that put the game on ice following a Bearkats turnover on downs.

The Miners posted 411 yards of offense to the Bearkats' 398. But the tables really turned in the second half, when UTEP compiled 236 yards to Sam Houston's 146 while outscoring the home team 21-7.

Wondame Davis Jr. (three catches-79 yards) and Kenny Odom (10 receptions for 67 yards) also had big games for the Miner offense. Micah Davey tied a season best with 14 tackles for the defense, which tallied five tackles for losses and three sacks. Five of the Bearkats' seven drives in the second half produced eight yards or fewer.

Sam Houston scored first. Following a three-and-out from the Miners on their first offensive series, the Bearkats moved 99 yards on eight plays and took a 7-0 lead on a 20-yard pass from Hunter Watson to Malik Phillips.

UTEP knotted the score, 7-7, on Locklear's four-yard touchdown pass to Josh Schuchts with 2:52 remaining in the opening period. It was Schuchts' first collegiate TD. The key play on the three-play, 50-yard drive was Locklear's 43-yard connection with Eric Willis III on first down.

SCORE BY QUARTERS

| TEAM | 1ST | 2ND | 3RD | 4TH | TOTAL |
|------|-----|-----|-----|-----|-------|
| UTEP | 7 | 7 | 7 | 14 | 35 |
| SH | 7 | 3 | 7 | 0 | 17 |

QTR TIME SCORING PLAY

| | | |
|-----|-------|---|
| 1st | 09:25 | SH - Phillips 20-yard pass from Watson (Pavon kick), 8-99, 03:50 |
| | 02:52 | UTEP - Schuchts 4-yard pass from Locklear (Arreola kick), 3-50, 01:07 |
| 2nd | 12:06 | UTEP - Locklear 2-yard rush (Arreola kick), 9-86, 03:38 |
| | 07:27 | SH - Pavon 26-yard FG, 10-77, 04:32 |
| 3rd | 06:20 | UTEP - Locklear 15-yard rush (Arreola kick), 10-67, 03:41 |
| | 03:03 | SH - Adkism 13-yard from Mettauer (Pavon kick), 6-90, 03:09 |
| 4th | 07:05 | UTEP - Odom 20-yard pass from Locklear (Arreola kick), 8-91, 03:24 |
| | 05:54 | UTEP - Emory 34-yard rush (Arreola kick), 1-34, 00:08 |

TEAM STATISTICS

| | UTEP | SH |
|------------------------|---------|---------|
| First Downs | 19 | 20 |
| Rushing Attempts-Yards | 34-175 | 40-159 |
| Passing Yards | 236 | 239 |
| Passes | 21-26-1 | 22-36-0 |
| Total Offense | 411 | 398 |
| Punt Returns-Yards | 3-3 | 0-0 |
| Kickoff Returns-Yards | 1-22 | 5-99 |
| Punts-Average | 3-50.0 | 4-43.0 |
| Fumbles-Lost | 1-1 | 2-1 |
| Penalties-Yards | 7-60 | 6-65 |
| Time of Possession | 24:35 | 35:25 |

UTEP Leaders

| | | | | |
|------------------|--------------|----------------|---------------|------------|
| Passing | C-A-I | YDS | TD | LG |
| Locklear | 21-26-1 | 236 | 2 | 43 |
| Rushing | ATT. | YDS | TD | LG |
| Emory | 15 | 96 | 1 | 34 |
| Locklear | 13 | 48 | 2 | 21 |
| Receiving | Rec. | YDS | TD | LG |
| Odom | 10 | 67 | 1 | 26 |
| Davis Jr. | 3 | 79 | 0 | 36 |
| Tackles | U-A-T | Sack-YD | TFL-YD | INT |
| Davey | 13-1-14 | 0.0-0 | 1.0-1 | 0 |
| Johnson | 4-4-8 | 0.5-3 | 1.0-4 | 0 |

SH Leaders

| | | | | |
|------------------|--------------|----------------|---------------|------------|
| Passing | C-A-I | YDS | TD | LG |
| Watson | 13-19-0 | 161 | 1 | 24 |
| Rushing | ATT. | YDS | TD | LG |
| Brown | 13 | 110 | 0 | 63 |
| McCaskill | 11 | 52 | 0 | 12 |
| Receiving | Rec. | YDS | TD | LG |
| Brown | 6 | 39 | 0 | 14 |
| Reed | 3 | 51 | 0 | 24 |
| Tackles | U-A-T | Sack-YD | TFL-YD | INT |
| Fish | 5-6-11 | 0.0-0 | 0.0-0 | 0 |
| Bailey | 6-2-8 | 0.0-0 | 0.0-0 | 0 |

Game #8

| | | |
|--|----------------------------------|-----------|
|  | UTEP (2-6, 1-3) | 20 |
|  | Kennesaw State (6-2, 4-0) | 33 |

Kennesaw, Ga. • Fifth Third Stadium (11,040)
Oct. 28, 2025

Chase Belcher rushed for 113 yards, including the game-clinching touchdown with 1:10 to play, and Kennesaw State withstood a dominant performance by the UTEP defense in a 33-20 victory over the Miners on Tuesday night.

The Owls became bowl eligible with a 6-2 record and remained atop the Conference USA standings with a 4-0 record. But they had to fight for this one against the Miners (2-6, 1-3 CUSA), who led 20-16 late in the third quarter but couldn't hold on and spring the upset.

It was a game of streaks, as Kennesaw spurred to a 14-0 lead before the Miners went on a 20-2 run, and the Owls scored the game's final 17 points.

The Owls jumped in front 14-0 with their offense on the sideline. Tywon Christopher stripped Skyler Locklear deep in Miner territory and Caleb Offord pounced on the football, returning the fumble 23 yards to the end zone. Then, later in the first quarter, Gabriel Benyard picked up a 57-yard punt return for a touchdown, putting the Miners in an early two-possession hole.

The Miners struggled to get their offense untracked, picking up one first down on their first five possessions. But the UTEP offense shifted into high gear to start the second quarter, moving 86 yards on seven plays and reaching pay dirt on a 41-yard touchdown pass from Locklear to Josh Schuchts to cut the deficit in half.

The Miners capitalized on their third interception of the season (by Jayden Wilson) and converted with a 38-yard field goal by Tanner Cragun to make it a 14-10 game late in the second quarter.

The Miners took the lead to start the second half with an eight-play, 78-yard TD drive.

SCORE BY QUARTERS

| TEAM | 1ST | 2ND | 3RD | 4TH | TOTAL |
|------|-----|-----|-----|-----|-------|
| UTEP | 0 | 10 | 10 | 0 | 20 |
| KSU | 14 | 2 | 7 | 10 | 33 |

QTR TIME SCORING PLAY

| | | |
|-----|-------|--|
| 1st | 13:16 | KSU - Offord 23-yard fumble return (Williams kick), 00:36 |
| | 06:43 | KSU - Benyard 57-yard punt return (Williams kick), 01:04 |
| 2nd | 11:16 | UTEP - Schuchts 41-yard pass from Locklear (Arreola kick), 7-86, 03:38 |
| | 03:21 | UTEP - Cragun 38-yard FG, 12-38, 05:55 |
| | 01:31 | KSU - Safety, 00:08 |
| 3rd | 10:45 | UTEP - Odom 27-yard pass from Locklear (Arreola kick), 8-78, 04:11 |
| | 03:48 | UTEP - Cragun 26-yard FG, 11-53, 05:20 |
| | 02:24 | KSU - Odom 5-yard rush (Williams kick), 4-73, 01:16 |
| 4th | 11:32 | KSU - Williams 30-yard FG, 8-33, 04:10 |
| | 01:10 | KSU - Belcher 1-yard rush (Williams kick), 11-70, 05:22 |

TEAM STATISTICS

| | UTEP | KSU |
|------------------------|---------|---------|
| First Downs | 17 | 18 |
| Rushing Attempts-Yards | 43-135 | 39-150 |
| Passing Yards | 160 | 154 |
| Passes | 14-30-0 | 14-32-1 |
| Total Offense | 295 | 304 |
| Punt Returns-Yards-TD | 1-2-0 | 4-61-1 |
| Kickoff Returns-Yards | 4-59 | 5-76 |
| Punts-Average | 7-42.6 | 7-40.9 |
| Fumbles-Lost | 2-1 | 1-0 |
| Penalties-Yards | 7-75 | 4-49 |
| Time of Possession | 30:57 | 29:03 |

UTEP Leaders

| | | | | |
|------------------|--------------|----------------|---------------|------------|
| Passing | C-A-I | YDS | TD | LG |
| Locklear | 14-29-0 | 160 | 2 | 41 |
| Rushing | ATT. | YDS | TD | LG |
| Locklear | 23 | 77 | 0 | 19 |
| Emory | 10 | 30 | 0 | 6 |
| Receiving | Rec. | YDS | TD | LG |
| Odom | 6 | 51 | 1 | 27 |
| Schuchts | 2 | 41 | 1 | 41 |
| Tackles | U-A-T | Sack-YD | TFL-YD | INT |
| Davey | 8-9-17 | 0.0-0 | 1.5-5 | 0 |
| Wilson | 5-4-9 | 0.0-0 | 0.5-1 | 1 |

KSU Leaders

| | | | | |
|------------------|--------------|----------------|---------------|-----------|
| Passing | C-A-I | YDS | TD | LG |
| Odom | 6-10-0 | 86 | 0 | 66 |
| Rushing | ATT. | YDS | TD | LG |
| Belcher | 24 | 113 | 1 | 14 |
| Williams II | 7 | 23 | 0 | 9 |
| Receiving | Rec. | YDS | TD | LG |
| Bullock Jr. | 4 | 29 | 0 | 11 |
| Coppock | 3 | 26 | 0 | 19 |
| Tackles | U-A-T | Sack-YD | TFL-YD | FF |
| Christopher | 5-7-12 | 0.0-0 | 1.0-1 | 1 |
| Hopson | 2-8-10 | 0.5-2 | 1.0-3 | 0 |



UTEP FOOTBALL 2025 RECAPS

Game #9

| | | |
|------------------|-----------------------------|-----------|
| JAX STATE | Jax State (6-3, 5-0) | 30 |
| UTEP | UTEP (2-7, 1-4) | 27 |

**El Paso, Texas • Sun Bowl Stadium (9,536)
Nov. 8, 2025**

Garrison Rippla's 45-yard field goal gave Jax State the go-ahead lead with 53 seconds remaining in the contest, and the Gamecocks rushed for 275 yards to help defeat UTEP, 30-27, on Saturday afternoon in Sun Bowl Stadium.

The Miners had a last chance to get into field goal range to try and tie the game, but Skyler Locklear's deep ball on a fourth-and-10 to Eric Willis III from UTEP's own 30 fell short with 27 seconds left in the game.

Overall, Jax State (6-3, 5-0 Conference USA) racked up 456 yards of total offense, the most allowed by the UTEP defense this season. UTEP (2-7, 1-4 CUSA) totaled 370 yards of total offense, while only converting 2-of-13 third downs. The Miners were 5-of-7 on fourth-down conversions, however.

Locklear accounted for four touchdowns (two rush, two pass), the second time he's done so this season (first time was at Sam Houston). Locklear added a career-high and team-best 82 yards on the ground and threw for a season-high 244 yards.

Wondame Davis Jr. had a monster game, putting up a career-best 166 yards on only five receptions (33.2 avg.), including a career-long 75-yard touchdown catch. Willis III added his first touchdown in a UTEP uniform.

Cam Cook, the nation's leading rusher, gained 127 yards on 19 carries (6.7 avg.) and a touchdown, while JSU QB Caden Creel cooked the Miners for 134 yards rushing on 13 carries (10.3 avg.). Creel added 181 yards passing and a 77-yard touchdown pass to Deondre Johnson.

Jax State got on the board on an 88-yard, four-play drive that resulted in a wide-open Johnson 77-yard touchdown pass from Creel. The Gamecocks took an early 7-0 edge following the made PAT by Rippla at the 11:07 mark.

SCORE BY QUARTERS

| TEAM | 1ST | 2ND | 3RD | 4TH | TOTAL |
|------|-----|-----|-----|-----|-------|
| JSU | 10 | 10 | 0 | 10 | 30 |
| UTEP | 7 | 6 | 7 | 7 | 27 |

QTR TIME SCORING PLAY

| | | |
|-----|-------|--|
| 1st | 11:07 | JSU - Johnson 77-yard pass from Creel (Rippla kick), 4-88, 01:29 |
| | 10:56 | UTEP - Davis Jr. 75-yard pass from Locklear (Arreola kick), 1-75, 00:11 |
| | 00:53 | JSU - Rippla 30-yard FG, 13-53, 04:12 |
| 2nd | 08:12 | JSU - Nix 93-yard INT return (Rippla kick), 03:07 |
| | 03:09 | UTEP - Locklear 1-yard rush (Smith pass from McConnell failed), 14-75, 05:03 |
| | 00:39 | JSU - Rippla 36-yard FG, 5-56, 02:30 |
| 3rd | 06:34 | UTEP - Locklear 10-yard rush (Arreola kick), 11-47, 05:42 |
| 4th | 10:01 | JSU - Cook 1-yard rush (Rippla kick), 8-64, 02:57 |
| | 02:15 | UTEP - Willis III 19-yard pass from Locklear (Arreola kick), 5-74, 01:45 |
| | 00:53 | JSU - Rippla 45-yard FG, 6-46, 01:22 |

TEAM STATISTICS

| | JSU | UTEP |
|------------------------|---------|---------|
| First Downs | 23 | 20 |
| Rushing Attempts-Yards | 39-275 | 37-126 |
| Passing Yards | 181 | 244 |
| Passes | 15-31-1 | 16-32-1 |
| Total Offense | 456 | 370 |
| Punt Returns-Yards | 0-0 | 1-18 |
| Kickoff Returns-Yards | 1-14 | 0-0 |
| Punts-Average | 3-35.3 | 4-54.0 |
| Fumbles-Lost | 0-0 | 2-0 |
| Penalties-Yards | 11-66 | 5-50 |
| Time of Possession | 30:27 | 29:33 |

| UTEP Leaders | | | | | JSU Leaders | | | | |
|--------------|---------|---------|--------|-----|-------------|---------|---------|--------|-----|
| Passing | C-A-I | YDS | TD | LG | Passing | C-A-I | YDS | TD | LG |
| Locklear | 16-32-1 | 244 | 2 | 75 | Creel | 15-31-1 | 181 | 1 | 77 |
| Rushing | ATT. | YDS | TD | LG | Rushing | ATT. | YDS | TD | LG |
| Locklear | 17 | 82 | 2 | 13 | Creel | 13 | 134 | 0 | 37 |
| Emory | 10 | 37 | 0 | 13 | Cook | 19 | 127 | 1 | 51 |
| Receiving | Rec. | YDS | TD | LG | Receiving | Rec. | YDS | TD | LG |
| Davis Jr. | 5 | 166 | 1 | 75 | Coombs | 5 | 42 | 0 | 14 |
| Odom | 4 | 24 | 0 | 11 | Rechsteiner | 3 | 26 | 0 | 10 |
| Tackles | U-A-T | Sack-YD | TFL-YD | QBH | Tackles | U-A-T | Sack-YD | TFL-YD | QBH |
| Davey | 7-6-13 | 0.0-0 | 1.0-4 | 1 | Sanders | 3-4-7 | 0.0-0 | 2.5-6 | 2 |
| Smith | 3-5-8 | 0.0-0 | 0.0-0 | 0 | Carter | 2-4-6 | 0.0-0 | 0.0-0 | 1 |



THE LAST TIME...

TEAM OFFENSE

RUSHING OFFENSE

Rushed for 200 yards

211, vs. FIU (10/16/24)

Rushed for 200 yards on the road

222, at Sam Houston (10/25/23)

Rushed for 300 yards

329, vs. UIW (9/2/23)

Rushed for 300 yards on the road

330, at New Mexico (8/30/14)

Rushed for 400 yards

404, vs. Wyoming (11/20/82)

Rushed 40 Times

45, vs. Kennesaw State (11/9/24)

Rushed 50 Times

50, vs. UIW (9/2/23)

Rushed 60 Times

61, at Rice (11/3/22)

Rushing 70 Times

71, vs. UNLV (9/11/93)

Rushed For 3 Touchdowns

at Sam Houston (10/15/25)

Rushed For 3 Touchdowns at home

vs. No. 22 Liberty (11/25/23)

Rushed For 4 Touchdowns

vs. North Texas (12/11/20)

Rushed For 4 Touchdowns on the road

at ULM (9/26/20)

Rushed For 5 Touchdowns

at Rice (11/3/18)

Rushed For 5 Touchdowns at home

vs. North Texas (11/15/14)

PASSING OFFENSE

Passed for 300 yards

333, vs. Kennesaw State (11/9/24)

Passed for 300 yards on the road

364, at Middle Tennessee (11/18/23)

Passed for at least 400 yards

409, vs. ULM (9/20/25)

Passed for at least 400 yards on the road

455, at UAB (11/10/06)

Passed for at least 500 yards

517, vs. Marshall (11/28/09)

Passed for 600 yards

634, vs. North Texas (9/18/65)

Passed For 4 Touchdowns

vs. UT Martin (9/6/25)

Passed For 4 Touchdowns on the road

At UTSA (10/22/16)

Passed For 5 Touchdowns

At Colorado State (9/28/13)

Passed For 5 Touchdowns at home

Vs. NM State (9/18/10)

Passed For at least 6 Touchdowns

7, Vs. Northern Michigan (8/30/86)

Had 3 Passes Intercepted

Vs. UNLV (9/23/23)

Had 4 Passes Intercepted

At New Mexico (9/17/22)

Had 5 Passes Intercepted

vs. LA Tech (9/27/25)

Had 5 Passes Intercepted on the road

at WKU (11/17/18)

Had 6 Passes Intercepted

Vs. BYU (12/1/73)

Had 7 Passes Intercepted

At Utah (9/19/70)

Passed 40 Times

44, vs. LA Tech (9/27/25)

Passed 50 Times

50, vs. ULM (9/20/25)

Passed 60 Times

60, vs. Arizona State (11/15/69)

Completed 30 Passes

31, at No. 9 Oklahoma (9/3/22)

Completed 40 Passes

40, vs. East Carolina (10/13/07)

Had 20 First Downs

22, vs. Kennesaw State (11/9/24)

Had 25 First Downs

25, vs. UIW (9/2/23)

Had 30 First Downs

30, vs. Houston (9/29/11)

Had 35 First Downs

36, vs. Houston (10/31/09)

Zero Turnovers Committed

At LA Tech (10/22/24)

SCORING

Both teams scoreless after first quarter

UTEP at No. 10 Tennessee (11/23/24)

Both teams scoreless in first half

UTEP vs. Northwestern State (9/21/91)

Both teams scoreless in second half

UTEP vs. SMU (10/6/12)



THE LAST TIME...

Both teams scoreless at end of regulation

UTEP at North Texas (9/19/64)

Trailed after first half and won

UTEP 42, at NM State 35 (11/30/24-trailed 24-14)

Trailed after first half and won at home

UTEP 24, vs. FAU 35 (10/22/22-trailed 7-6)

Trailed after three quarters and won

UTEP 30, vs. FIU 21 (10/16/24-trailed 21-20)

Trailed after three quarters and won on road

UTEP 37, at Sam Houston 34 (10/25/23-trailed 27-20)

Scored 40 points

42, vs. UT Martin (9/6/25)

Scored 40 points on the road

42, at NM State (11/30/24)

Scored 40 points in nonconference game

42, vs. UT Martin (9/6/25)

Scored at least 40 points in nonconference game on the road

50, at NM State (9/19/15)

Scored 50 points

52, vs. North Texas (11/26/16)

Scored 50 points on the road

52, at UTSA (10/22/16)

Scored 50 points in a nonconference game at home

52, vs. Texas Southern (9/22/07)

Scored 60 points

64, vs. Northern Michigan (8/30/86)

Scored 70 points

75, at New Mexico (10/27/67)

Scored 80 or more Points

92, vs. NM State (11/25/48)

Allowed at least 40 points

56, at. No. 10 Tennessee (11/23/24)

Allowed 40 points at home

41, vs. Sam Houston (10/3/24)

Allowed 40 points in nonconference game at home

45, vs. UNLV (9/23/23)

Allowed at least 50 points at home

63, vs. Arizona (9/15/17)

Allowed 50 points at home in conference game

57, vs. Tulsa (11/19/11)

Allowed 50 points on the road in conference game

52, at UTSA (11/14/20)

Allowed 70 points

77, at Tulsa (10/18/08)

Allowed 80 points

83, at No. 17 BYU (11/1/80)

Scored 14 Points in a quarter at home

UTEP vs. UT Martin (9/6/25, 3rd)

Scored 14 Points in a quarter

UTEP at Sam Houston (10/15/25, 4th)

Scored 21 Points in a quarter

UTEP vs. vs. UT Martin (9/6/25, 2nd)

Scored 21 Points in a quarter on road

UTEP at FIU (10/11/23, 1st)

Scored 24 Points in a quarter

UTEP vs. FIU (11/19/22, 2nd)

Scored 28 Points in a quarter on road

UTEP at NM State (9/19/15, 4th)

Scored 28 Points in a quarter at home

UTEP vs. SMU (11/20/04, 3rd)

Won By 1 point

UTEP 34, at Southern Miss 33 (11/17/12)

Won By 1 point at home

UTEP 48, vs. Tulsa 47 (10/6/07)

Won By 2 points

UTEP 36, vs. Houston Baptist (8/31/19)

Won By 2 points on the road

UTEP 21, at SMU (10/4/03)

Won By 3 points

UTEP 37, at Sam Houston 34 (10/25/23)

Won By 3 points at home

UTEP 24, vs. Florida Atlantic 21 (10/22/22)

Won By 10 Points

UTEP 27, at FIU 14 (10/11/23)

Won By 10 Points at home

UTEP 28, vs. Incarnate Word 14 (9/2/23)

Won By at least 20 points

UTEP 42, vs. UT Martin 17 (9/6/25)

Won By 20 points on the road

UTEP 30, at NM State 3 (8/28/21)

Won By 30 points on the road

UTEP 34, at UTSA 0 (10/25/14)

Won By 40 points

UTEP 58, vs. UCF 13 (9/27/08)

Won By at least 40 points on the road

UTEP 75 at New Mexico 12 (10/27/67)

Won By 50 points

UTEP 58, vs. San Diego State 7 (11/12/88)

Won By 60 points

UTEP 75 at New Mexico 12 (10/27/67)

Won By 80 points

UTEP 92, vs. NM State (11/25/48)



THE LAST TIME...

TOTAL OFFENSE

Gained 400 Yards

411, at Sam Houston (10/15/25)

Gained 400 Yards at home

442, vs. ULM (9/20/25)

Gained 500 Yards

525, vs. FIU (11/19/22)

Gained 500 Yards on the road

501, at LA Tech (10/8/22)

Gained 600 Yards

627, at SMU (11/14/09)

Gained 600 Yards at home

607, vs. UAB (10/31/09)

Gained 700 Yards

718, vs. NM State (11/25/49)

OFFENSIVE PLAYS

70 Plays

78, vs. ULM (9/20/25)

80 Plays

89, at LA Tech (10/8/22)

90 Plays

90, at Colorado State (9/28/13)

95 Plays

95, vs. UAB (11/19/05)

100 Plays

102, vs. Northern Michigan (8/30/86)

TEAM DEFENSE

RUSHING DEFENSE

Less Than 100 Yards

76, vs. UT Martin (9/6/25)

Less Than 100 Yards on the road

7, at LA Tech (10/22/24)

Less Than 50 Yards

7, at LA Tech (10/22/24)

Less Than 50 Yards at home

37, vs. NM State (9/20/08)

Negative Rushing Yards

-17, at NM State (9/3/05)

Negative Rushing Yards at home

-106, vs. San Jose State (10/22/66)

PASSING DEFENSE

Less Than 100 Yards

28, Vs. No. 22 Liberty (11/25/23)

Less Than 100 Yards on the road

67, at Jax State (8/26/23)

Less Than 50 Yards

28, Vs. No. 22 Liberty (11/25/23)

Less Than 50 Yards on the road

32, at UTSA (10/25/14)

Less Than 25 Yards

13, Vs. Rice (10/26/96)

Less Than 25 Yards on the road

17, at Air Force (10/24/87)

Less Than 10 Yards

0, Vs. Air Force (11/24/84)

TOTAL DEFENSE

Less Than 300 Yards

255, at LA Tech (10/22/24)

Less Than 300 Yards at home

287, vs. FIU (10/16/24)

Less Than 100 Yards

71, Vs. FIU (11/19/22)

Less Than 100 Yards on the road

70, at UTSA (10/25/14)

Less Than 50 Yards

-10, San Jose State (10/22/66)

Shutout An Opponent

UTEP 34 at UTSA 0 (10/25/14)

Shutout An Opponent at home

UTEP 45, Texas Southern 0 (11/12/05)

Shutout Opponent In First Half

Vs. WKU (11/4/23)

Shutout Opponent In Second Half

Vs. UIW (9/2/23)

Less Than Six Points

3, vs. LA Tech (10/16/21)

Less Than Six Points on the road

3, at NM State (8/28/21)

SACKS

5 or more Sacks

5, vs. LA Tech (9/27/25)

5 or more Sacks on the road

6, at Utah State (8/30/25)

INTERCEPTIONS

3 or more Interceptions on the road

3, at East Carolina (9/29/12)

3 or more Interceptions

4, Vs. FIU (10/16/24)

4 Interceptions on the road

at Tulane (10/15/11)

5 Interceptions

Vs. Houston (9/16/05)

5 Interceptions on the road

At Arizona State (10/7/67)



THE LAST TIME...

6 Interceptions

Vs. San Diego State (10/28/89)

7 Interceptions

Vs. Pacific (9/18/71)

FIRST DOWNS ALLOWED

10 First Downs Or Less

5, Vs. FIU (11/19/22)

10 First Downs Or Less on the road

6, at ULM (9/26/20)

5 First Downs Or Less

5, vs. FIU (11/19/22)

5 First Downs Or Less on the road

2, at UTSA (10/25/14)

TURNOVERS

4 Turnovers Forced

vs. LA Tech (9/27/25)

4 Turnovers Forced on the road

at NM State (9/14/13)

5 Turnovers Forced

Vs. Southern Miss (11/1/14)

5 or more Turnovers Forced on the road

7, At Rice (11/3/07)

6 Turnovers Forced

Vs. SMU (11/15/08)

8 or more Turnovers Forced

9, vs. Pacific (9/18/71)

8 or more Turnovers Forced on the road

8, at New Mexico (10/27/67)

Fumble Return For Touchdown

at NM State (11/30/24-Bryton Thompson, twice, 33 yards, 5 yards)

Fumble Recovery For Touchdown At Home

Sam Houston (10/3/24-Korey Chapman)

Interception Return For Touchdown

at Army (9/30/17-Kahani Smith, 52 yards)

Interception Return For Touchdown at home

Vs. UIW (9/26/15-Kaylon Beverly, 24 yards)

SPECIAL TEAMS

KICKOFF RETURNS

Kickoff Return for Touchdown

At WKU (10/10/24-Corey Wren, 100 yards)

Kickoff Return for Touchdown at home

Vs. Southern Miss (11/1/14-Autrey Golden, 98 yards)

PUNT RETURNS

Punt Return for Touchdown

At NM State (11/30/23-Kam Thomas, 93 yards)

Punt Return for Touchdown at home

Vs. Boise State (9/23/22-Marcus Bellon, 47 yards)

PUNTING

Blocked Punt

Vs. North Texas (11/26/16-DaShon Smith-block, Brandon Moss-recovery in endzone)

Blocked Punt on the road

At No. 25 Kansas State (9/27/14-Katrae Ford block, KSU recovered)

Blocked Punt For Touchdown

Vs. North Texas (11/26/16-DaShon Smith-block, Brandon Moss-recovery in endzone)

Blocked Punt For Touchdown on the road

At Tulane (10/15/11-Trayvaugh Nixon-block, Adrian James recovery in endzone)

Punt Blocked

Vs. Kennesaw State (11/19/24)

Had a punt blocked on the road

At LA Tech (10/22/24)

Had a punt blocked for a touchdown

Vs. Old Dominion (10/2/21)

Had a punt blocked on the road for a touchdown

At North Texas (11/9/13)

Did Not Punt In A Game

Vs. UAB (11/19/05)

FIELD GOALS

Blocked A Field Goal

at Sam Houston (10/15/25- Elijah Baldwin)

Blocked A Field Goal at home

NM State (10/18/23-Praise Amaewhule)

Blocked Field Goal Return For Touchdown

At Rice (11/19/16-Denzel Chukwukelu block, Kaylon Beverly-80 yard return)

Blocked Field Goal Return For Touchdown at home

Vs. San Jose State (11/8/03-Aaron Osborne block, Troy Collavo 76-yard return)

Had a Field Goal Blocked

vs. UT Martin (9/6/25-Carlos Arreola, 52-yard attempt)

Had a Field Goal Blocked on the road

at Sam Houston (10/15/25-Tanner Cragun-45-yard attempt)

Had A Blocked Field Goal Returned for a Touchdown

Vs. Southern Miss (11/1/14)

Had A Blocked Field Goal Returned for a Touchdown on the road

At LA Tech (10/4/14)

POINT AFTER TOUCHDOWNS

Blocked a PAT

At LA Tech (10/8/22-Kobe Hylton)

Blocked a PAT at home

Vs. NM State (9/10/22-Keenan Stewart)

Had a PAT Blocked

vs. UT Martin (9/6/25-Carlos Arreola was blocked)



THE LAST TIME...

Had a PAT Blocked on the road

At Wisconsin (9/22/12-Steven Valadez was blocked)

Defensive PAT Return For Score

At Houston (11/22/08-Josh Ferguson, INT, Case Keenum)

Defensive PAT Return For Score at Home

Has not happened since at least 1981

Had a PAT Returned for a Score Against

At Wisconsin (9/22/12-Steven Valadez was blocked)

Had a PAT Returned for a Score Against at home

Vs. ECU (10/13/17-Jose Martinez was blocked)

2 Blocked Kicks In Game

At LA Tech (10/8/22)
(Kobe Hylton-PAT, Dennis Barnes-FG)

MISCELLANEOUS

Defeated a ranked opponent

UTEP 58, No. 12 Houston 41 (10/3/09)

Defeated a ranked opponent on the road

UTEP 31, at No. 14 Arizona State 27, (11/2/74)

Defeated by a ranked opponent

At No. 7 Texas 27, UTEP 10 (9/13/25)

Defeated by a ranked opponent at home

No. 22 Liberty 42, UTEP 28 (11/25/23)

Was Shutout

At No. 10 Tennessee 56, UTEP 0 (11/23/24)

Was Shutout at home

UAB 19, UTEP 0 (10/27/18)

Scored a 2-point conversion

vs. Liberty, Josh Schuchts (10/8/25)

Scored a 2-point conversion on the road

At UAB, Rey Flores (11/27/21)

Allowed a 2-point conversion

at Utah State (8/30/25)

Allowed a 2-point conversion at home

vs. Kennesaw State (11/24/24)

Won an overtime game

UTEP 43, vs. Kennesaw State 35, 2OT (11/9/24)

Won an overtime game on the road

UTEP 52, at UTSA 49, 5OT (10/22/16)

Lost an overtime game

Southern Utah 27, UTEP 24, OT (9/7/24)

Lost an overtime game on the road

At Tulane 45, UTEP 38, OT (11/7/09)

FUMBLES

3 Fumbles Recovered

Vs. No. 22 Liberty (11/25/23)

3 Fumbles Recovered on the road

at Ole Miss (9/8/12)

4 Fumbles Recovered

Vs. UCF (9/27/08)

4 Fumbles Recovered on the road

At Rice (11/3/07)

5 Fumbles Recovered

Vs. TCU (11/15/97)

At least 5 Fumbles Recovered on the road

6, at Oklahoma State (9/24/77)

6 Fumbles Recovered

Vs. Hawaii (10/1/94)

3 Fumbles Lost

At Middle Tennessee (11/18/23)

3 Fumbles Lost at home

LA Tech (10/16/21)

At least 4 Fumbles Lost

5, at North Texas (11/28/15)

4 Fumbles Lost at home

Vs. San Jose State (10/20/01)

5 Fumbles Lost at home

Vs. BYU (11/22/75)

At least 6 Fumbles Lost

7, at Utah (10/2/76)

PENALTIES

Committed 0 penalties

At San Diego State (8/31/06)

Committed 1 penalty or less

1, Vs. Middle Tennessee (11/10/18)

Committed 2 penalties or less

2, at LA Tech (10/22/24)

Had 10 penalty yards or less

8, at LA Tech (10/22/24)

Had 5 penalty yards or less

5, vs. Houston Baptist (11/5/16)

Had 0 penalty yards

Vs. Middle Tennessee (11/10/18)

Had 10 penalty yards or less

8, at LA Tech (10/22/24)

Had 100 penalty yards or more

120, vs. Sam Houston (10/3/24)

Had 125 penalty yards or more

145, at NM State (8/28/21)

Had 150 penalty yards or more

155, at Rice (10/29/05)

Had 200 penalty yards or more

217, vs. No. 13 BYU (9/12/81)

Committed 10 or more penalties

12, vs. Sam Houston (10/3/24)



THE LAST TIME...

Committed 15 or more penalties

15, At Rice (10/29/05)

Committed 20 or more penalties

22, vs. No. 13 BYU (9/12/81)

INDIVIDUAL OFFENSE

RUSHING

Rushed for 100 yards

117, Hahsaun Wilson vs. UT Martin (9/6/25)

Rushed for 100 yards on the road

112, Jevon Jackson at LA Tech (10/22/24)

Rushed for 150 yards

174, Deion Hankins vs. UIW (9/2/23)

Rushed for 150 yards on the road

159, Ronald Awatt at Southern Miss (10/9/21)

Rushed for at least 200 yards

301, Aaron Jones vs. North Texas (11/26/16)

Rushed for 200 yards on the road

229, Aaron Jones at FAU (11/12/16)

Rushed for 300 yards

301, Aaron Jones vs. North Texas (11/26/16)

Rushed for 100 yards in a quarter

104 (4Q), Jevon Jackson vs. FIU (10/16/24)

Rushed 25 Times

26, Jevon Jackson vs. Kennesaw State (11/9/24)

Rushed 30 Times

31, Aaron Jones vs. NM State (9/3/16)

Rushed 35 Times

35, Marcus Thomas, at SMU (9/29/07)

Rushed For 2 Touchdowns

Jevon Jackson at NM State (11/30/24)

Rushed For 2 Touchdowns at home

Gavin Hardison vs. UNLV (9/23/23)

Rushed For 3 Touchdowns

Deion Hankins at ULM (9/26/20)

Rushed For 3 or more Touchdowns at home

4, Aaron Jones vs. North Texas (11/26/16)

Rushed For 4 Touchdowns

Aaron Jones vs. North Texas (11/26/16)

Rushed For 5 or more Touchdowns

6, Fred Wendt vs. NM State (11/25/48)

Had a rush of 90 yards or longer

94, Hahsaun Wilson vs. UT Martin (9/6/25)

Had a rush of 90 yards or longer on the road

91, Aaron Jones at Texas Tech (9/12/15)

Had a rush of 75 yards or longer

83, Aaron Jones vs. North Texas (11/26/16)

Had a rush of 50 yards or longer

54, Deion Hankins vs. NM State (10/18/23)

RECEIVING

Had 10 or more catches

10, Kenny Odom at Sam Houston (10/15/25)

Had 10 or more catches at home

12, Trey Goodman vs. Kennesaw State (11/9/24)

Had 15 or more catches

17, Chuck Hughes vs. Arizona State (10/30/65)

Had 150 or more receiving yards

166, Wondame Davis Jr. vs. Jax State (11/8/25)

Had 150 or more receiving yards on the road

223, Kelly Akharaiyi at FIU (10/11/23)

Had 200 or more receiving yards at home

223, Johnnie Lee Higgins, vs. NM State (9/9/06)

Had 250 or more receiving yards

254, Chuck Hughes, vs. Arizona State (10/30/65)

Had 300 or more receiving yards

349, Chuck Hughes, vs. North Texas (9/18/65)

Caught 2 touchdowns

Wondame Davis Jr. vs. ULM (9/20/25)

Caught 2 touchdowns on the road

Kenny Odom at Colorado State (9/21/24)

Caught 3 touchdowns

Kenny Odom vs. Kennesaw State (11/9/24)

Caught 3 touchdowns on the road

Kris Adams at Houston (11/22/08)

Caught 4 touchdowns

Volley Murphy vs. BYU (10/21/67)

Had a reception of 90 yards or longer

Jordan Palmer to Johnnie Lee Higgins Jr., 91 yards, at Fresno State (10/2/04)

Had a reception of 90 yards or longer at home

Jesse Whittenton to Dick Forrest, 90 yards, vs. Arizona State (11/12/55)

Had a reception of 75 yards or longer

Skyler Locklear to Wondame Davis Jr., 75 yards, vs. Jax State (11/8/25)

Had a reception of 75 yards or longer on the road

Cade McConnell to Kenny Odom, 76 yards, at WKU (10/10/24)

Had a reception of 50 yards or longer

Skyler Locklear to Wondame Davis Jr., 75 yards, vs. Jax State (11/8/25)

Had a reception of 50 yards or longer on the road

Skyler Locklear to Kam Thomas, 69 yards, at NM State (11/30/24)

PASSING

Passed for 300 yards

327, Skyler Locklear vs. Kennesaw State (11/9/24)

Passed for 300 yards on the road

364, Cade McConnell at Middle Tennessee (11/18/23)



THE LAST TIME...

Passed for 400 yards

404, Malachi Nelson vs. ULM (9/20/25)

Passed for 400 yards on the road

455, Jordan Palmer at UAB (11/10/06)

Passed for 500 yards

517, Trevor Vittatoe vs. Marshall (11/28/09)

Passed for 3 Touchdowns

3, Malachi Nelson, vs. ULM (9/20/25)

Passed for 3 Touchdowns on the road

Gavin Hardison, at Charlotte (10/1/22)

Passed for 4 Touchdowns

Malachi Nelson, vs. UT Martin (9/6/25)

Passed for 4 Touchdowns on the road

Jameill Showers, at Kansas State (9/27/14)

Passed For 5 Touchdowns

Jameill Showers, at Colorado State (9/28/13)

Passed For 5 Touchdowns at home

Trevor Vittatoe, vs. NM State (9/18/10)

Passed for 6 Touchdowns on the road

Brooks Dawson at New Mexico (10/27/67)

Passed For at least 6 Touchdowns

7, Sammy Garza vs. Northern Michigan (8/30/86)

Passed 40 Times

46, Malachi Nelson vs. ULM (9/20/25)

Passed 50 Times

51, Gavin Hardison, at LA Tech (10/8/22)

Completed 25 Passes

28, Skyler Locklear, vs. Kennesaw State (11/9/24)

Completed 25 Passes on the road

26, Skyler Locklear, at Liberty (9/14/24)

Completed 30 Passes on the road

30, Trevor Vittatoe, at Houston (9/10/10)

Completed at least 30 Passes at home

38, Trevor Vittatoe vs. East Carolina (10/13/07)

INDIVIDUAL DEFENSE

TACKLES

Made 15+ tackles

17, Micah Davey at Kennesaw State (10/28/25)

Made 15+ tackles at home

15, Tyrese Knight vs. No. 22 Liberty (11/15/23)

SACKS

Had 3.0+ sacks

Jadrian Taylor at Charlotte (10/1/22)

Had at least 3.0+ sacks at home

3.5, Jadrian Taylor vs. LA Tech (10/16/21)

INTERCEPTIONS

Had 2 interceptions

Dashone Smith at NM State (9/14/13)

Had 2 interceptions at home

Cornelius Brown vs. UCF (9/27/08)

Had 3 interceptions

Ken Sale vs. San Diego State (10/28/89)

Had at least 3 interceptions on the road

4, Charlie West at West Texas State (10/866)

Interception Return For Touchdown

Kahani Smith, 52 yards at Army (9/30/17)

Interception Return For Touchdown at home

Kaylon Beverly, 24 yards vs. UIW (9/26/15)

Fumble Return For Touchdown

Bryton Thompson, twice, 33 yards, 5 yards, at NM State (11/30/24)

Fumble Recovery For Touchdown At Home

Korey Chapman, Sam Houston (10/3/24)

INDIVIDUAL SPECIAL TEAMS

KICKOFF RETURNS

Kickoff Return for Touchdown

Corey Wren, 100 yards, at WKU (10/10/24)

Kickoff Return for Touchdown at home

Autrey Golden, 98 yards vs. Southern Miss (11/1/14)

PUNT RETURNS

Punt Return for Touchdown

Kam Thomas, 93 yards at NM State (11/30/24)

Punt Return for Touchdown at home

Marcus Bellon, 47 yards vs. Boise State (9/23/22)

FIELD GOALS

Made 3 Field Goals

Buzz Flabiano (27,44,39), vs. FIU (10/16/24)

Made 3 Field Goals on the road

Buzz Flabiano (23, 43, 32) at Sam Houston (10/25/23)

Made at least 4 Field Goals

5, Jose Martinez (34, 48, 26, 31, 23) vs. SMU (11/15/08)

Made a 60-yard field goal

Jose Martinez (64), vs. UCF (9/27/08)

Made a 55-yard field goal

Dakota Warren (57) vs. Memphis (9/25/10)

Made a 55-yard field goal on the road

Scott Wedell (58), at Wyoming (10/16/81)

Made a 50-yard field goal

Gavin Baechle (51), at Rice (11/03/22)

Made a 50-yard field goal at home

Brady Viles (53), vs. Arizona (9/15/17)



THE LAST TIME...

Made two 50-yard field goals

Chris Jacke (51, 51), at New Mexico (10/22/88)

Made two 50-yard field goals at home

Dakota Warren (57, 50) vs. Memphis (9/25/10)

Made at least three 40-yard field goals

4, Jose Martinez (41, 42, 43, 45) vs. East Carolina (10/13/07)

Made at least three 40-yard field goals on the road

3, Keith Robinson (44, 40, 45), at Hawaii (10/25/03)

PUNTING

Punt of 60 yards

66, Noah Botford at Sam Houston (10/15/25)

Punt of 60 yards at home

66, Noah Botsford, vs. UT Martin (9/6/25)

Punt of 70 yards

70, Noah Botsford vs. Jax State (11/8/25)

Punt of 70 yards on the road

71, Ian Campbell at Tulsa (10/11/12)

MISCELLANEOUS

Had 100 yards both rushing and receiving

Donald Buckram at Tulane (11/7/09), 234 rushing, 109 receiving

Had 100 yards both passing and rushing

Calvin Brownholtz at North Texas (12/11/20), 196 passing, 114 rushing

Had 100 yards both passing and rushing at home

Shawn Gray vs. Fresno State (11/12/94), 208 passing, 141 rushing

Two players with 100 yards rushing

126, Ronald Awatt and 118, Willie Eldridge, vs. Bethune-Cookman (9/4/21)

Two players with 100 yards rushing on the road

112, Matt Austin and 100, Howard Jackson, at Hawaii (10/25/03)

Two players (QB+RB with 100 yards rushing)

130, Nathan Jeffery and 104, Blaire Sullivan, vs. FIU (11/16/13)

Two players (QB+RB with 100 yards rushing on the road)

207, Marcus Thomas and 106, Lorne Sam, at SMU (9/29/07)

Two players with 100 yards receiving

126, Trevon Tate and 119, Wondame Davis Jr., vs. ULM (9/20/25)

Two players with 100 yards receiving on the road

120, Justin Garrett and 102, Jacob Cowing, at ULM (9/26/20)

Two players w/ 100 yards receiving & one w/ 100 yards rushing

124, Kenny Odom and 105, Toric Goins Jr., 117, Hahsaun Wilson vs. UT Martin (9/6/25)

Passing, Receiving and Rushing TD

Skyler Locklear, vs. Southern Utah (9/8/24)

Receiving and Rushing TD

Ashten Emory (2 receiving, 1 rushing), vs. UT Martin (9/6/25)

Receiving and Rushing TD on the road

Aaron Jones (2 receiving, 1 rushing) and Walter Dawn (1 receiving, 2 rushing), at UTSA (10/22/16)

