

UTEP MINERS FOOTBALL '25

FEARLESS, FAST, PHYSICAL

UTEP vs. Liberty | 6:00 p.m. MT | Wednesday, Oct. 8 | Sun Bowl Stadium (45,971) | El Paso, Texas



TUNE IN

TV: CBSSN

©CBS SPORTS NETWORK

Alex Del Barrio (PxP)
Adam Breneman (Analyst)

RADIO: 600 ESPN



Jon Teicher (PxP)
Aaron Price (Analyst)
Mando Medina (Sideline)

COACHING STAFF

Scotty Walden, Head Coach
Mark Cala, Offensive Coordinator*
Bobby Daly, Defensive Coordinator
Joe Papalardo, Wefense Coord./Miner Backs
Ryan Stanchek, Co-Off. Coord./OL
Kelvin Sigler, Co-Defensive Coord./Safeties*
Joshua Eargle, TE/Off. Run Game Coord.*
Aaron Foster, CBs/Def. Pass Game Coord.
Chris Jones, DL/Def. Run Game Coord.
Seth McDonald, Bandits/Co-Wefense Coord.
Jourdan McNeill, RBs/Off. Recruiting Coord.
Desmond Lindsey, Outside WR
Kyle Beyer, Spurs*
Brandon Butcher, Linebackers*
John Cotton, K/P/LS/Lead Off. Analyst
** Indicates in the booth*

TABLE OF CONTENTS

Media Information	2
Rosters	3-4
Depth Chart	5
Game Notes	6-10
Head Coach Scotty Walden	11-12
2025 Statistics	13-16
2025 Start Chart	17
Game-by-Game Stats	18
Single-Game Career Highs	21
Game Recaps	23
The Last Time...	26

THE VENUE

Stadium: Sun Bowl Stadium
Capacity: 45,971
Surface: FieldTurf FTHD-57 With Coolplay

ATHLETIC COMMUNICATIONS

Drew Bonney (Primary)
 Assistant AD/Communications
 O: 915.747.7447
 C: 915.309.4478
 Email: arbonney@utep.edu

Mark Brunner (Secondary)
 Associate Director/Communications
 Email: mbrunner@utep.edu

GAME 6 vs. LIBERTY



UTEP Miners (1-4, 0-1 Conference USA)

Head Coach: Scotty Walden (Sul Ross State, 2012)
Career Record: 38-33 (8th season)
Record at UTEP: 4-13 (2nd season)
Home: 1-2 | **Road:** 0-2 | **Neutral:** 0-0 | **Streak:** L3



Liberty Flames (1-4, 0-1 Conference USA)

Head Coach: Jamey Chadwell (ETSU, 2000)
Career Record: 120-66 (17th season)
Record at LU: 22-9 (3rd Season)
Home: 1-1 | **Road:** 0-3 | **Neutral:** 0-0 | **Streak:** L4

MINERS AT A GLANCE

UTEP HOSTS LIBERTY ON "WEEKDAY CUSA" WEDNESDAY NIGHT IN SUN BOWL STADIUM

UTEP opens Conference USA's weekday games with a home contest against Liberty. The game's theme is "College Night", while proud partner Fox Auto is the game sponsor. The Miners and Flames are set to kick off at 6 p.m. in Sun Bowl Stadium, as the contest is televised on CBS Sports Network.

- » **GO FOR DOS**
UTEP is tied for third nationally with a trio of two-point conversions after **Josh Schuchts's** succesful two-pointer.
- » **BEST IN CUSA**
UTEP ranks first in Conference USA in total defense (340.4) and third-down conversion percentage defense (24.6).
- » **FORCING THE ISSUE**
Udoka Ezeani forced a career-high two fumbles against LA Tech; the first Miner to force two in a game since 2014.
- » **CUSA SACK LEADER**
Udoka Ezeani leads Conference USA with 4.0 sacks after posting a career-high 2.0 sacks versus LA Tech.
- » **ONE OF THE NATIONAL LEADERS**
Bandit **Udoka Ezeani** is tied for second nationally with 8.5 tackles for loss.
- » **SACK ATTACK**
UTEP ranks leads CUSA and is 10th in FBS with 15 sacks.
- » **MOST IN THE 915 IN A DECADE**
UTEP's five sacks against LA Tech was the most in the Sun Bowl since posting five against UTSA in 2015.
- » **RACKING UP TFL'S**
UTEP has 43 tackles for loss, the most in Conference USA and tied for eighth in FBS.

SERIES BREAKDOWN

SERIES INFORMATION

Overall: LU leads 2-0
in El Paso: LU leads 1-0
in Lynchburg: LU leads 1-0
Neutral: -
Postseason: -
Most UTEP Points: 28 (LU, 42-28, 2023)
Most LU Points: 42 LU, 42-28, 2023)
Most Combined PTS: 70 (LU, 42-28, 2023)
Biggest UTEP Win: -
Biggest LU Win: 18 (28-10, 2024)
First Meeting: LU won 42-28 in El Paso (11/25/2023)
Last Meeting: LU won 28-10 in Lynchburg (9/14/2024)
Streak: LU, W2

CUSA STANDINGS

TEAM	C-USA	OVERALL	PF	PA
LA Tech	2-0	4-1	140	68
WKU	2-0	4-1	175	113
Delaware	1-0	3-1	124	105
Kennesaw State	1-0	3-2	97	116
Jax State	1-0	2-3	148	134
NM State	1-1	3-2	111	114
FIU	0-1	2-2	96	109
Missouri State	0-1	2-3	108	158
Liberty	0-1	1-4	85	116
Middle Tennessee	0-1	1-4	82	155
UTEP	0-1	1-4	104	133
Sam Houston	0-2	0-5	75	208

2025 SCHEDULE & RESULTS



@Utah State
Aug. 30
Logan, Utah
CBSSN
L, 28-16



UT Martin
Sept. 6
El Paso, Texas
ESPN+
W, 42-17



@#7 Texas
Sept. 13
Austin, Texas
SEC Network
L, 27-10



@ULM
Sept. 20
El Paso, Texas
ESPN+
L, 31-25



LA Tech*
Oct. 27
El Paso, Texas
ESPN+
L, 30-11



Liberty*
Oct. 8
El Paso, Texas
CBSSN
6:00 PM MT



@Sam Houston*
Oct. 15
Houston, Texas
CBSSN
5:00 PM MT



@Kennesaw State*
Oct. 28
Kennesaw, Ga.
ESPNU
6:00 PM MT



Jax State*
Nov. 8
El Paso, Texas
ESPN Platforms
1:00 PM MT



@Missouri State*
Nov. 15
Springfield, Mo.
ESPN Platforms
1:00 PM MT



NM State*
Nov. 22
El Paso, Texas
ESPN Platforms
1:00 PM MT



@Delaware*
Nov. 29
Newark, Del.
ESPN Platforms
11:00 AM MT

UTEP FOOTBALL WEEKLY SCHEDULE

3 FRI	4 SAT	5 SUN	6 MON	7 TUE	8 WED	9 THU
<p>Practice (Glory Field) 10 a.m. (Closed) (Players available following)</p> <p>Coach Walden Press Conference 12:15 p.m. MT LKD Downstairs</p>	<p>Practice (Glory Field) 6:30 p.m.</p>	<p>Practice (Glory Field) 6:30 p.m.</p>	<p>Walk-Through (Sun Bowl) No Availability</p>	<p>No Availability</p>	<p>GAME DAY UTEP vs. Liberty 6 PM MT Sun Bowl Stadium</p> <p>POSTGAME Coach Walden and student-athletes will be available following the conclusion of the game.</p>	<p>Off Day No Availability</p>

MONDAY PRESS CONFERENCES

Head coach Scotty Walden will meet with the media at 12:15 p.m. MT every Tuesday prior to a game in the Hall of Champions at the Larry K. Durham Center.

PRACTICE COVERAGE

In addition to Monday's press conference, UTEP student-athletes and coaches are available for interviews following practice on Tuesday, Wednesday and Thursday of game week. All interview requests must be directed to the UTEP Athletic Communications Office at least 24 hours in advance. **Please send all requests via email to arbonney@utep.edu.**

COACH/PLAYER AVAILABILITY

Members of the UTEP coaching staff are available during the designated days and times throughout the year. Select players are also available during the designated days and times.

SOCIAL MEDIA

UTEP fans can access the most in-depth information regarding all the University's programs through social media opportunities available online.

X - Members of the UTEP Athletic Communications department will be posting throughout the year with the latest news and in-game score updates. To follow them, simply find them on Twitter.

@UTEPFB - Direct reports from football practices, games and more.

MEDIA INFORMATION

COLLEGEPRESSBOX.COM

Collegepressbox is the official media website for Division I football. Access and download game notes, quotes, statistics, media guides, headshots, logos and more for all FBS schools, conferences, postseason games, awards and the College Football Playoff. For access, please register for an account at collegepressbox.com/register.

DAILY MEDIA AVAILABILITY

The following is a general weekly schedule of media availability for the UTEP football team. Members of the media are expected to adhere to these policies at all times. All interview requests should be made to UTEP Assistant Athletic Director/Communications Drew Bonney at least 24 hours in advance. All media availability times are subject to change. Please contact Drew Bonney for any changes in the schedule.

Monday: UTEP's weekly press conference starts with statements from head coach Scotty Walden beginning at approximately 1:00 p.m. MT on Mondays.

Tuesday: Practice will be held from 9-11:00 a.m. Players are available following the conclusion of practice. UTEP's weekly press conference starts with statements from head coach Scotty Walden beginning at approximately 12:15 p.m. MT on Tuesdays.

Wednesday: Practice will be held from 9-11:00 a.m. Coaches and players are available following the conclusion of practice.

Thursday-Friday: No availability.

Saturday: Postgame availability only. Head coach Scotty Walden and select student-athletes will be available for interviews following the conclusion of the game. The UTEP locker room, home or away, is **CLOSED** to the media at all times.

For games in El Paso, all UTEP postgame press conferences will be held after each game following a 10-minute cooling off period. No in-person interviews will be allowed on the field with players and/or coaches immediately following games. Coach Walden and select players will be available in the press conference following games.

INTERVIEW REQUESTS

All interview requests must be made at least 24 hours in advance and must be submitted to Drew Bonney at arbonney@utep.edu.



ALPHABETICAL ROSTER

NO.	NAME	POS	HT	WT	CL/EXP	HOMETOWN/PREVIOUS SCHOOL	NO.	NAME	POS	HT	WT	CL/EXP	HOMETOWN/PREVIOUS SCHOOL
86	Andrus, Jordan	TE	6-4	235	Fr./HS	Houston, Texas / Jack Yates HS	94	Leon, Jimmy	DL	6-4	240	Fr./HS	Tucson, Ariz. / Mica Mountain HS
91	Arreola, Carlos	K	5-10	200	Jr./TR	El Paso, Texas/Clint HS/Sul Ross State	9	Locklear, Skyler	QB	5-11	195	R-Jr./1L	Clayton, N.C. / Austin Peay
32	Baldwin, Elijah	DL	6-7	230	R-Fr./RS	San Antonio, Texas / John Jay HS	15	Lowe, Kode	S	6-1	225	R-Jr./TR	Coleman, Fla. / West Florida
5	Barnes, Solo	S	6-3	205	Sr./TR	New Orleans, La. / Fayetteville State	81	Matamoros, Luka	TE	6-5	275	R-Fr./RS	Pflugerville, Texas / Hendrickson HS
20	Bell, Josh	RB	5-9	180	Fr./HS	Dallas, Texas / Eules Trinity HS	55	McCarter, Allan	DL	6-4	270	R-Fr./RS	Manvel, Texas / Manvel HS
14	Biddle, Chace	S	6-0	205	Jr./TR	Garland, Texas / Trinity Valley CC	11	McConnell, Cade	QB	6-1	195	R-Sr./2L	Long Beach, Calif. / Cerritos College
9	Blocker, Marcell	CB	6-3	190	Sr./TR	Miami, Fla. / Florida Memorial	22	McCoy, Elijah	RB	5-9	190	Fr./HS	Midland, Texas / Midland HS
42	Botsford, Noah	K/P	6-3	200	Jr./TR	Fort Lauderdale, Fla. / Valdosta State	72	McDuffie III, Tyrone D.	OL	6-4	315	R-So./0L	El Paso, Texas / Parkland HS
36	Bowen, Kane	LB	6-2	215	Fr./HS	Sherman, Texas / Sherman HS	23	Meadows, Trace	LB	6-0	210	R-Fr./RS	College Station, Texas / A&M Consolidated
97	Bowman, Joe	K	6-0	185	R-Sr./1L	Carlsbad, Calif. / SEMO	7	Nelson, Malachi	QB	6-3	193	R-So./TR	Los Alamitos, Calif. / Boise State
3	Bowser, Shakaun	DL	6-5	255	Jr./TR	Mesa, Ariz. / Garden City CC	0	Nickelberry, Ashton	WR	5-10	181	R-Sr./1L	Brandon, Miss. / Brandon HS / Austin Peay
83	Bradford, Ryland	MB	5-11	180	Fr./HS	Abilene, Texas / Abilene HS	6	Odum, Kenny	WR	5-10	170	R-Jr./1L	Savannah, Ga. / Austin Peay
17	Brown, Jaylan	WR	6-1	185	R-Fr./TR	Nacogdoches, Texas / Michigan State	50	Parrish, Leander	DL	6-3	240	Fr./HS	Mesquite, Texas / Rockwall HS
29	Brown-Turner, Dylan	LB	6-1	210	R-So./RS	Dallas, Texas / Florida State	71	Perkins, Preston	OL	6-6	270	Fr./HS	Austin, Texas / Austin HS
41	Brunswick II, Vashon	LB	6-1	215	Fr./HS	Garland, Texas / Sachse HS	84	Rhone, Aramoni	WR	6-5	195	R-Jr./TR	Orlando, Fla. / UAPB
11	Burns, Derek	DL	6-5	254	R-Jr./TR	Dallas, Texas / NM State	62	Riggs, Jake	OL	6-3	295	R-Fr./RS	Murfreesboro, Tenn. / Oakland HS
75	Camacho Jr., Juan	OL	6-6	285	R-Sr./1L	El Paso, Texas / Bowie HS	73	Roberts, Tyler	OL	6-8	314	Fr./HS	Argyle, Texas / Argyle HS
4	Campbell, Neil	CB	5-11	205	Gr./TR	Chicago, Ill. / Indiana Wesleyan	52	Robinson, Machi	DL	6-2	290	Jr./TR	Hayward, Calif. / San Jose City College
18	Campbell, Rafeald	WR	5-11	175	R-Fr./RS	Arlington, Texas / Arlington Bowie HS	66	Robinson, Mark	OL	6-5	320	So./TR	Altamonte Springs, Fla. / Southeastern
4	Cheeks, Cash	TE	6-7	225	Jr./TR	Colorado Springs, Colo. / Northern Colorado	1	Rudolph, Joshua	LB	5-11	230	Sr./TR	Montgomery, Ala. / Indiana
87	Cleaver, Jackson	K/P	6-1	205	R-Sr./TR	Tigard, Ore. / Eastern Washington	22	Russell, Lantz	S	6-3	210	R-Sr./2L	Riverside, Calif. / Mt. SAC
90	Coker, Ashton	DT	6-2	290	So./1L	Katy, Texas / Katy Taylor HS	89	Schuchts, Josh	WR	6-3	210	R-Fr./RS	Tallahassee, Fla. / North Florida Christian HS
18	Content, Justin	CB	6-1	185	So./1L	Hoschton, Ga. / Mill Creek HS	92	Scott, Tyler	DL	6-1	315	Sr./TR	Jackson, Ga. / Kennesaw State
33	Cragun, Tanner	K	6-2	195	R-So./TR	Frisco, Texas / Wakeland HS / Utah State	8	Shufelt, Stratton	LB	6-2	230	So./1L	Rio Rancho, N.M. / Cleveland HS
48	Davey, Micah	LB	6-2	235	R-Sr./TR	Baton Rouge, La. / McNeese State	24	Simon, CJ	WR	6-0	165	Fr./HS	Tuttle, Okla. / Tuttle HS
23	Davis Jr., Wondame	WR	6-1	180	R-Fr./RS	Ennis, Texas / Ennis HS	78	Slaton, Ryder	OL	6-7	280	Fr./HS	Melissa, Texas / Melissa HS
76	De La Cruz, Diego	OL	6-4	300	Fr./HS	Monterrey, Mex. / St. Joseph's Brownsville HS	3	Smith, Jaden	WR	5-10	195	R-Sr./1L	Atlanta, Ga. / Eastern Kentucky
1	Emory, Ashton	RB	5-11	203	R-Fr./RS	Dallas, Texas / Rockwall HS	40	Smith, Jaxon	TE	6-7	225	Fr./HS	Prague, Okla. / Prague HS
53	Escobar, Ivan	OL	6-2	305	R-Sr./2L	El Paso, Texas / Montwood HS / NM State	8	Smith, Shay	QB	6-2	215	R-Fr./RS	El Paso, Texas / Franklin HS
0	Ezeani, Udoka	Bandit	6-1	216	R-Sr./TR	Richmond, Texas / Boise State	2	Smith, Xavier	S	6-0	195	R-Jr./1L	Atlanta, Ga. / Austin Peay
82	Ezinwa, Judah	TE	6-3	235	R-Jr./1L	Fontana, Calif. / Mt. SAC	20	Stewart, Grant	S	5-10	188	Fr./HS	Houston, Texas / Manvel HS
26	Fanfro, Darien	CB	6-2	175	Fr./HS	Killeen, Texas / North Side HS	47	Szczesniak, Alex	TE	6-2	220	R-So./RS	Orland Park, Ill. / Iowa Western
96	Farmer, Kelton	DL	6-4	290	Jr./TR	Evansville, Ind. / Kentucky Wesleyan	15	Tate, Trevon	WR	6-0	180	R-Sr./TR	Erie, Pa. / Clarion
16	Ferguson, Mason	WR	6-0	185	R-Fr./TR	Fort Worth, Texas / North Texas	6	Taylor, Ekow	Bandit	6-5	220	So./1L	Bronx, N.Y. / Fossil Ridge HS
44	Fisher, Oryend	DL	6-6	225	R-So./TR	Georgetown, Ky. / West Virginia	21	Taylor, Marquez	RB	5-11	171	R-So./RS	McKenzie, Tenn. / Austin Peay
37	Frilot, Jamal	Bandit	6-3	230	Fr./HS	Houston, Texas / Dekaney HS	35	Taylor-Barrocks, Kofi	Bandit	6-3	230	R-So./RS	London, England / Colorado
30	Gant, Allen	S	6-0	190	Fr./HS	Lubbock, Texas / Lubbock Coronado HS	5	Thomas, Kam	MB	5-9	184	R-Sr./1L	Birmingham, Ala. / Austin Peay
88	Goins Jr., Toric	WR	6-2	180	R-Fr./TR	Freeport, Texas / Trinity Valley CC	12	Thompson, Donte	Spur	5-11	175	R-Sr./TR	Pensacola, Fla. / Texas State
16	Green, Yessman	CB	6-2	180	R-Sr./RS	Mobile, Ala. / Jacksonville HS / Jax State	12	Thompson, Jet	WR	5-10	165	Sr./TR	Queens, N.Y. / Georgia Southern
98	Guerra, Nico	DL	6-5	245	Jr./TR	Rancho Cucamonga, Calif. / Chaffey College	13	Tillman, TJ	CB	6-0	165	Fr./HS	Amarillo, Texas / Tascosa HS
24	Guerrero, Jaime	S	6-1	185	R-Jr./1L	El Paso, Texas / Eastlake HS	58	Toney, Jaquan	OL	6-4	285	R-Sr./2L	Huntsville, Ala. / NE Mississippi CC
99	Gustafson, Cole	DL	6-4	279	Sr./TR	Rocklin, Calif. / FIU	2	Torres, Marcus	WR	5-10	175	R-Fr./RS	El Paso, Texas / Pebble Hills
19	Hall, Ashaad	DL	6-4	235	Sr./TR	St. Petersburg, Fla. / South Carolina State	79	Utley, Jake	OL	6-6	315	R-So./1L	College Station, Texas / College Station HS
39	Hancock, Josh	LS	5-9	185	R-Sr./2L	Corpus Christi, Texas / Coastal Christian Homeschool	27	Walker, Caleb	S	5-10	175	Gr./TR	Tampa, Fla. / St. Thomas University
34	Harrelson, Cam	S	6-0	165	R-Fr./RS	El Paso, Texas / Montwood HS	10	Warner, Chad	QB	6-2	195	Fr./HS	Cibola, Texas / Cibola Steele HS
26	Harris, Caden	WR	5-10	170	R-So./1L	Round Rock, Texas / Stony Point HS	42	Weber, Will	DL	6-4	255	R-Jr./TR	San Jose, Calif. / San Jose City College
43	Hawkins, Garrett	LB	6-3	227	Jr./TR	Sevierville, Tenn. / Austin Peay	28	Wilkins, Erion	CB	6-2	170	Fr./HS	Houston, Texas / Atascocita HS
45	Hay, Rio	LS	6-1	232	R-Fr./TR	Dripping Springs, Texas / Arkansas-Pine Bluff	17	Williams, Darnell	S	5-11	180	Fr./HS	Texarkana, Texas / Texas HS
13	Henry, Nik	WR	5-10	155	Fr./HS	Seguin, Texas / Seguin HS	69	Williams, James	OL	6-3	325	So./TR	Moore, Okla. / Northeastern Oklahoma A&M
25	Hill, Zo	WR	5-11	165	Fr./HS	Denton, Texas / Denton Ryan HS	19	Willis III, Eric	WR	5-8	160	Sr./TR	Collingdale, Pa. / California (PA)
70	Huber, Maddox	OL	6-7	300	Fr./HS	Hamshire, Texas / Hamshire-Fannett HS	31	Wilson, David	DB	6-2	177	R-Fr./TR	Frisco, Texas / Reedly College
60	Immediato, Joseph	OL	6-4	318	R-Sr./3L	El Paso, Texas / Eastwood HS	14	Wilson, Hahsaun	RB	5-11	190	R-Sr./TR	Florence, S.C. / Charlotte
7	Johnson, KD	DT	6-1	275	5th/2L	Houston, Texas / Kilgore College	10	Wilson, Jayden	LB	6-1	218	Jr./TR	El Paso, Texas / Austin HS / New Mexico
33	Jones, Josiah	S	6-2	185	Fr./HS	Chicago, Ill. / Crosby HS	25	Wilson, Royce	Bandit	6-3	220	Fr./HS	Houston, Texas / Fort Bend Willowridge HS
21	Jones, Tyler	S	6-0	200	R-Sr./TR	Orlando, Fla. / Tennessee State	46	Windfont, Copelin	LB	6-0	220	Fr./HS	Barrett Station, Texas / Crosby HS
65	Lafferty, Dennis	OL	6-7	320	R-Fr./TR	Norman, Okla. / NE Oklahoma A&M	57	Wydra, Craig	OL	6-4	305	R-Fr./RS	El Paso, Texas / Andress HS
45	Lee, Justin	LB	6-1	225	Fr./HS	Round Rock, Texas / Round Rock HS							

COACHING STAFF

Scotty Walden – Head Coach (Second Season)
 Mark Cala – Offensive Coordinator
 Bobby Daly – Defensive Coordinator
 Ryan Stancheck – Co-Offensive Coordinator/OL
 Joe Pappalardo – Wefense Coor./Miner Backs/Inside WR/Pass Game Coor.
 Kelvin Sigler – Co-Defensive Coor./Safeties
 Aaron Foster – Cornerbacks/Defensive Pass Game Coordinator
 Chris Jones – Defensive Line/Defensive Run Game Coordinator
 Seth McDonald – Bandits/Co-Wefense Coor./Def. Recruiting Coor.
 Jourdan McNeill – Running Backs/Offensive Recruiting Coordinator
 Joshua Eargle – Tight Ends/Offensive Run Game Coordinator
 Kyle Beyer – Spurs
 John Cotton – Kickers/Punters/Snappers/Lead Offensive Analyst
 Brandon Butcher – Linebackers
 Desmond Lindsey – Outside Wide Receivers
 Miguel Avina – Quarterbacks
 Kade Glenn – Assistant Defensive Backs

PRONUNCIATIONS

Jordan ANDRUS	An-Drus	Luka MATAMOROS	MAH-tah-MORE-os
Carlos ARREOLA	Are-E-ola	MALACHI Nelson	Mal-ah-Kai
CHACE Biddle	Chase	ARAMONI Rhone	Are-Money
VASHON Brunswick	Vuh-Shawn	Josh SCHUCHTS	Shoots
RAFEALD Campbell	RAH-fay-eld	XAVIER Smith	EX-zay-veer
Justin CONTENT	CON-tent	Alex SZCZESNIAK	Says-Knee-Ak
WONDAME Davis Jr.	WHAN-duh-ME	EKOW Taylor	ECHO
UDOKA EZEANI	U-Doe-kuh E-Zani	KOFI Taylor-Barrocks	KO-FEE
ORYEND Fisher	Or-ion	Craig WYDRA	WHY-druh
Diego FRAUSTO	Frah-oo-stow		
Jamal FRILOT	Free-low		
YESSMAN Green	YEZZ-men		
Nico GUERRA	GUE-ruh		
Cole GUSTAFSON	Gus-Tuff-son		
Maddox HUBER	Hue-ber		
Joseph IMMEDIATO	E-me-d-auto		
KODE Lowe	Ko-dee		



NUMERICAL ROSTER

NO.	NAME	POS	HT	WT	CL/EXP	HOMETOWN/PREVIOUS SCHOOL	NO.	NAME	POS	HT	WT	CL/EXP	HOMETOWN/PREVIOUS SCHOOL
0	Ezeani, Udoka	Bandit	6-1	216	R-Sr./TR	Richmond, Texas / Boise State	30	Gant, Allen	S	6-0	190	Fr./HS	Lubbock, Texas / Lubbock Coronado HS
0	Nickelberry, Ashton	WR	5-10	181	R-Sr./1L	Brandon, Miss. / Brandon HS / Austin Peay	31	Wilson, David	DB	6-2	177	R-Fr./TR	Frisco, Texas / Reedy College
1	Emory, Ashten	RB	5-11	203	R-Fr./RS	Dallas, Texas / Rockwall HS	32	Baldwin, Elijah	DL	6-7	230	R-Fr./RS	San Antonio, Texas / John Jay HS
1	Rudolph, Joshua	LB	5-11	230	Sr./TR	Montgomery, Ala. / Indiana	33	Cragun, Tanner	K	6-2	195	R-So./TR	Frisco, Texas / Wakeland HS / Utah State
2	Smith, Xavier	S	6-0	195	R-Jr./1L	Atlanta, Ga. / Austin Peay	33	Jones, Josiah	S	6-2	185	Fr./HS	Chicago, Ill. / Crosby HS
2	Torres, Marcus	WR	5-10	175	R-Fr./RS	El Paso, Texas / Pebble Hills	34	Harrelson, Cam	S	6-0	165	R-Fr./RS	El Paso, Texas / Montwood HS
3	Bowser, Shakaun	DL	6-5	255	Jr./TR	Mesa, Ariz. / Garden City CC	35	Taylor-Barrocks, Kofi	Bandit	6-3	230	R-So./RS	London, England / Colorado
3	Smith, Jaden	WR	5-10	195	R-Sr./1L	Atlanta, Ga. / Eastern Kentucky	36	Bowen, Kane	LB	6-2	215	Fr./HS	Sherman, Texas / Sherman HS
4	Campbell, Neil	CB	5-11	205	Gr./TR	Chicago, Ill. / Indiana Wesleyan	37	Friolot, Jamal	Bandit	6-3	230	Fr./HS	Houston, Texas / Dekaney HS
4	Cheeks, Cash	TE	6-7	225	Jr./TR	Colorado Springs, Colo. / Northern Colorado	39	Hancock, Josh	LS	5-9	185	R-Sr./2L	Corpus Christi, Texas / Coastal Christian Homeschool
5	Barnes, Solo	S	6-3	205	Sr./TR	New Orleans, La. / Fayetteville State	40	Smith, Jaxon	TE	6-7	225	Fr./HS	Prague, Okla. / Prague HS
5	Thomas, Kam	MB	5-9	184	R-Sr./1L	Birmingham, Ala. / Austin Peay	41	Brunswick II, Vashon	LB	6-1	215	Fr./HS	Garland, Texas / Sachse HS
6	Odom, Kenny	WR	5-10	170	R-Jr./1L	Savannah, Ga. / Austin Peay	42	Botsford, Noah	K/P	6-3	200	Jr./TR	Fort Lauderdale, Fla. / Valdosta State
6	Taylor, Ekow	Bandit	6-5	220	So./1L	Bronx, N.Y. / Fossil Ridge HS	42	Weber, Will	DL	6-4	255	R-Jr./TR	San Jose, Calif. / San Jose City College
7	Johnson, KD	DT	6-1	275	5th/2L	Houston, Texas / Kilgore College	43	Hawkins, Garrett	LB	6-3	227	Jr./TR	Sevierville, Tenn. / Austin Peay
7	Nelson, Malachi	QB	6-3	193	R-So./TR	Los Alamitos, Calif. / Boise State	44	Fisher, Oryend	DL	6-6	225	R-So./TR	Georgetown, Ky. / West Virginia
8	Shufelt, Stratton	LB	6-2	230	So./1L	Rio Rancho, N.M. / Cleveland HS	45	Hay, Rio	LS	6-1	232	R-Fr./TR	Dripping Springs, Texas / Arkansas-Pine Bluff
8	Smith, Shay	QB	6-2	215	R-Fr./RS	El Paso, Texas / Franklin HS	46	Lee, Justin	LB	6-1	225	Fr./HS	Round Rock, Texas / Round Rock HS
9	Blocker, Marcell	CB	6-3	190	Sr./TR	Miami, Fla. / Florida Memorial	46	Windfont, Copelin	LB	6-0	220	Fr./HS	Barrett Station, Texas / Crosby HS
9	Locklear, Skyler	QB	5-11	195	R-Jr./1L	Clayton, N.C. / Austin Peay	47	Szczesniak, Alex	TE	6-2	220	R-So./RS	Orland Park, Ill. / Iowa Western
10	Warner, Chad	QB	6-2	195	Fr./HS	Cibola, Texas / Cibola Steele HS	48	Davey, Micah	LB	6-2	235	R-So./TR	Baton Rouge, La. / McNeese State
10	Wilson, Jayden	LB	6-1	218	Jr./TR	El Paso, Texas / Austin HS / New Mexico	50	Parrish, Leander	DL	6-3	240	Fr./HS	Mesquite, Texas / Rockwall HS
11	Burns, Derek	DL	6-5	254	R-Jr./TR	Dallas, Texas / NM State	52	Robinson, Machi	DL	6-2	290	Jr./TR	Hayward, Calif. / San Jose City College
11	McConnell, Cade	QB	6-1	195	R-Sr./2L	Long Beach, Calif. / Cerritos College	53	Escobar, Ivan	OL	6-2	305	R-Sr./2L	El Paso, Texas / Montwood HS / NM State
12	Thompson, Donte	Spur	5-11	175	R-Sr./TR	Pensacola, Fla. / Texas State	55	McCarter, Allan	DL	6-4	270	R-Fr./RS	Manvel, Texas / Manvel HS
12	Thompson, Jet	WR	5-10	165	Sr./TR	Queens, N.Y. / Georgia Southern	57	Wydra, Craig	OL	6-4	305	R-Fr./RS	El Paso, Texas / Address HS
13	Henry, Nik	WR	5-10	155	Fr./HS	Seguin, Texas / Seguin HS	58	Toney, Jaquan	OL	6-4	285	R-Sr./2L	Huntsville, Ala. / NE Mississippi CC
13	Tillman, TJ	CB	6-0	165	Fr./HS	Amarillo, Texas / Tascosa HS	60	Immediato, Joseph	OL	6-4	318	R-Sr./3L	El Paso, Texas / Eastwood HS
14	Biddle, Chase	S	6-0	205	Jr./TR	Garland, Texas / Trinity Valley CC	62	Riggs, Jake	OL	6-3	295	R-Fr./RS	Murfreesboro, Tenn. / Oakland HS
14	Wilson, Hahsaun	RB	5-11	190	R-Sr./TR	Florence, S.C. / Charlotte	65	Lafferty, Dennis	OL	6-7	320	R-Fr./TR	Norman, Okla. / NE Oklahoma A&M
15	Lowe, Kode	S	6-1	225	R-Jr./TR	Coleman, Fla. / West Florida	66	Robinson, Mark	OL	6-5	320	So./TR	Altamonte Springs, Fla. / Southeastern
15	Tate, Trevon	WR	6-0	180	R-Sr./TR	Erie, Pa. / Clarion	69	Williams, James	OL	6-3	325	So./TR	Moore, Okla. / Northeastern Oklahoma A&M
16	Ferguson, Mason	WR	6-0	185	R-Fr./TR	Fort Worth, Texas / North Texas	70	Huber, Maddox	OL	6-7	300	Fr./HS	Hamshire, Texas / Hamshire-Fannett HS
16	Green, Yessman	CB	6-2	180	R-Sr./RS	Mobile, Ala. / Jacksonville HS / Jax State	71	Perkins, Preston	OL	6-6	270	Fr./HS	Austin, Texas / Austin HS
17	Brown, Jaylan	WR	6-1	185	R-Fr./TR	Nacogdoches, Texas / Michigan State	72	McDuffie III, Tyrone D.	OL	6-4	315	R-So./OL	El Paso, Texas / Parkland HS
17	Williams, Darnell	S	5-11	180	Fr./HS	Texarkana, Texas / Texas HS	73	Roberts, Tyler	OL	6-8	314	Fr./HS	Argyle, Texas / Argyle HS
18	Campbell, Rafeald	WR	5-11	175	R-Fr./RS	Arlington, Texas / Arlington Bowie HS	75	Camacho Jr., Juan	OL	6-6	285	R-Sr./1L	El Paso, Texas / Bowie HS
18	Content, Justin	CB	6-1	185	So./1L	Hoschton, Ga. / Mill Creek HS	76	De La Cruz, Diego	OL	6-4	300	Fr./HS	Monterrey, Mex. / St. Joseph's Brownsville HS
19	Hall, Ashaad	DL	6-4	235	Sr./TR	St. Petersburg, Fla. / South Carolina State	78	Slaton, Ryder	OL	6-7	280	Fr./HS	Melissa, Texas / Melissa HS
19	Willis III, Eric	WR	5-8	160	Sr./TR	Collingdale, Pa. / California (PA)	79	Utley, Jake	OL	6-6	315	R-So./1L	College Station, Texas / College Station HS
20	Bell, Josh	RB	5-9	180	Fr./HS	Dallas, Texas / Eules Trinity HS	81	Matamoros, Luka	TE	6-5	275	R-Fr./RS	Pflugerville, Texas / Hendrickson HS
20	Stewart, Grant	S	5-10	188	Fr./HS	Houston, Texas / Manvel HS	82	Ezinwa, Judah	TE	6-3	235	R-Jr./1L	Fontana, Calif. / Mt. SAC
21	Jones, Tyler	S	6-0	200	R-Sr./TR	Orlando, Fla. / Tennessee State	83	Bradford, Ryland	MB	5-11	180	Fr./HS	Abilene, Texas / Abilene HS
21	Taylor, Marquez	RB	5-11	171	R-So./RS	Mckenzie, Tenn. / Austin Peay	84	Rhone, Aramoni	WR	6-5	195	R-Jr./TR	Orlando, Fla. / UAPB
22	McCoy, Elijah	RB	5-9	190	Fr./HS	Midland, Texas / Midland HS	86	Andrus, Jordan	TE	6-4	235	Fr./HS	Houston, Texas / Jack Yates HS
22	Russell, Lantz	S	6-3	210	R-Sr./2L	Riverside, Calif. / Mt. SAC	87	Cleaver, Jackson	K/P	6-1	205	R-Sr./TR	Tigard, Ore. / Eastern Washington
23	Davis Jr., Wondame	WR	6-1	180	R-Fr./RS	Ennis, Texas / Ennis HS	88	Goins Jr., Toric	WR	6-2	180	R-Fr./TR	Freeport, Texas / Trinity Valley CC
23	Meadows, Trace	LB	6-0	210	R-Fr./RS	College Station, Texas / A&M Consolidated	89	Schuchts, Josh	WR	6-3	210	R-Fr./RS	Tallahassee, Fla. / North Florida Christian HS
24	Guerrero, Jaime	S	6-1	185	R-Jr./1L	El Paso, Texas / Eastlake HS	90	Coker, Ashton	DT	6-2	290	So./1L	Katy, Texas / Katy Taylor HS
24	Simon, CJ	WR	6-0	165	Fr./HS	Tuttle, Okla. / Tuttle HS	91	Arreola, Carlos	K	5-10	200	Jr./TR	El Paso, Texas / Clint HS / Sul Ross State
25	Hill, Zo	WR	5-11	165	Fr./HS	Denton, Texas / Denton Ryan HS	92	Scott, Tyler	DL	6-1	315	Sr./TR	Jackson, Ga. / Kennesaw State
25	Wilson, Royce	Bandit	6-3	220	Fr./HS	Houston, Texas / Fort Bend Willowridge HS	94	Leon, Jimmy	DL	6-4	240	Fr./HS	Tucson, Ariz. / Mica Mountain HS
26	Fantroy, Darien	CB	6-2	175	Fr./HS	Killeen, Texas / North Side HS	96	Farmer, Kelton	DL	6-4	290	Jr./TR	Evansville, Ind. / Kentucky Wesleyan
26	Harris, Caden	WR	5-10	170	R-So./1L	Round Rock, Texas / Stony Point HS	97	Bowman, Joe	K	6-0	185	R-Sr./1L	Carlsbad, Calif. / SEMO
27	Walker, Caleb	S	5-10	175	Gr./TR	Tampa, Fla. / St. Thomas University	98	Guerra, Nico	DL	6-5	245	Jr./TR	Rancho Cucamonga, Calif. / Chaffey College
28	Wilkins, Erion	CB	6-2	170	Fr./HS	Houston, Texas / Atascocita HS	99	Gustafson, Cole	DL	6-4	279	Sr./TR	Rocklin, Calif. / FIU
29	Brown-Turner, Dylan	LB	6-1	210	R-So./RS	Dallas, Texas / Florida State							

COACHING STAFF

Scotty Walden – Head Coach (Second Season)
Mark Cala – Offensive Coordinator
Bobby Daly – Defensive Coordinator
Ryan Stanchek – Co-Offensive Coordinator/OL
Joe Pappalardo – Wefense Coor./Miner Backs/Inside WR/Pass Game Coor.
Kelvin Sigler – Co-Defensive Coor./Safeties
Aaron Foster – Cornerbacks/Defensive Pass Game Coordinator
Chris Jones – Defensive Line/Defensive Run Game Coordinator
Seth McDonald – Bandits/Co-Wefense Coor./Def. Recruiting Coor.
Jourdan McNeill – Running Backs/Offensive Recruiting Coordinator
Joshua Eargle – Tight Ends/Offensive Run Game Coordinator
Kyle Beyer – Spurs
John Cotton – Kickers/Punters/Snappers/Lead Offensive Analyst
Brandon Butcher – Linebackers
Desmond Lindsey – Outside Wide Receivers
Miguel Avina – Quarterbacks
Kade Glenn – Assistant Defensive Backs

PRONUNCIATIONS

Jordan ANDRUS	An-Drus	Luka MATAMOROS	MAH-tah-MORE-os
Carlos ARREOLA	Are-E-ola	MALACHI Nelson	Mal-ah-Kai
CHACE Biddle	Chase	ARAMONI Rhone	Are-Money
VASHON Brunswick	Vuh-Shawn	Josh SCHUCHTS	Shoots
RAFEALD Campbell	RAH-fay-eld	XAVIER Smith	EX-zay-veer
Justin CONTENT	CON-tent	Alex SZCZESNIAK	Says-Knee-Ak
WONDAME Davis Jr.	WHAN-duh-ME	EKOW Taylor	ECHO
UDOKA EZEANI	U-Doe-kuh E-Zani	KOFI Taylor-Barrocks	KO-FEE
ORYEND Fisher	Or-ion	Craig WYDRA	WHY-druh
Diego FRAUSTO	Frah-oo-stow		
Jamal FRILOT	Free-low		
YESSMAN Green	YEZZ-men		
Nico GUERRA	GUE-ruh		
Cole GUSTAFSON	Gus-Tuff-son		
Maddox HUBER	Hue-ber		
Joseph IMMEDIATO	E-me-d-auto		
KODE Lowe	Ko-dee		



UTEP DEPTH CHART

GAME: 6 (vs. Liberty)

BLUE BLAZE OFFENSE

LT	66	Mark Robinson	6-5	320	So.	TR	Altamonte Springs, Fla.	(Southeastern)	5 Career Starts (5 app.)
	65	Dennis Lafferty	6-7	320	R-Fr.	TR	Norman, Okla.	(NE Oklahoma A&M)	0 Career Starts (1 app.)
LG	69	James Williams	6-3	325	So.	TR	Moore, Okla.	(NE Oklahoma A&M)	5 Career Starts (5 app.)
	58	Jaquan Toney	6-4	285	R-Jr.	RS	Huntsville, Ala.	(NE Mississippi CC)	5 Career Starts (12 app.)
C	53	Ivan Escobar	6-2	305	R-Sr.	2L	El Paso, Texas	(NM State)	16 Career Starts (27 app.)
	62	Jake Riggs	6-3	295	R-Fr.	RS	Murfreesboro, Tenn.	(Oakland HS)	0 Career Starts (1 app.)
RG	60	Joseph Immediato	6-4	318	R-Sr.	3L	El Paso, Texas	(Eastwood HS)	7 Career Starts (25 app.)
	72	Tyrone D. McDuffie III	6-4	315	R-So.	0L	El Paso, Texas	(Parkland HS)	1 Career Starts (5 app.)
RT	79	Jake Utley	6-6	315	R-So.	1L	College Station, Texas	(College Station HS)	5 Career Starts (11 app.)
-or-	73	Tyler Roberts	6-8	314	Fr.	HS	Argyle, Texas	(Argyle HS)	1 Career Starts (2 app.)
	75	Juan Camacho Jr.	6-6	285	R-Sr.	1L	El Paso, Texas	(Bowie HS)	0 Career Starts (17 app.)
TE	82	Judah Ezinwa	6-3	235	R-Jr.	1L	Fontana, Calif.	(Mt. SAC)	4 Career Starts (14 app.)
-or-	89	Josh Schuchts	6-3	210	R-Fr.	RS	Tallahassee, Fla.	(North Florida Christian HS)	1 Career Starts (1 app.)
WR^x	19	Eric Willis III	5-8	160	Sr.	TR	Collingdale, Pa.	(California [PA])	5 Career Starts (5 app.)
	17	Jaylan Brown	6-1	185	R-Fr.	TR	Nacogdoches, Texas	(Michigan State)	0 Career Starts (5 app.)
WRST	6	Kenny Odum	5-10	170	R-Jr.	1L	Savannah, Ga.	(Austin Peay)	14 Career Starts (16 app.)
	15	Trevon Tate	6-0	180	R-Sr.	TR	Erie, Pa.	(Clarion)	1 Career Starts (5 app.)
WR²	23	Wondame Davis Jr.	6-1	180	R-Fr.	RS	Ennis, Texas	(Ennis HS)	1 Career Starts (4 app.)
	88	Toric Goins Jr.	6-2	180	R-Fr.	TR	Freeport, Texas	(Trinity Valley CC)	3 Career Starts (4 app.)
RB	14	Hahsaun Wilson	5-11	190	R-Sr.	TR	Fontana, S.C.	(Charlotte)	2 Career Starts (5 app.)
-or-	1	Ashten Emory	5-11	203	R-Fr.	RS	Dallas, Texas	(Rockwall HS)	2 Career Starts (8 app.)
QB	7	Malachi Nelson	6-3	193	R-So.	TR	Los Alamitos, Calif.	(Boise State)	5 Career Starts (5 app.)
	9	Skyler Locklear	5-11	195	R-Jr.	1L	Clayton, N.C.	(Austin Peay)	9 Career Starts (12 app.)

ORANGE SWARM DEFENSE

DE	19	Ashaad Hall	6-4	235	Sr.	TR	St. Petersburg, Fla.	(South Carolina State)	4 Career Starts (4 app.)
	3	Shakaun Bowser	6-5	255	Jr.	TR	Mesa, Ariz.	(Garden City CC)	0 Career Starts (5 app.)
NT	90	Ashton Coker	6-2	290	So.	1L	Kay, Texas	(Katy Taylor HS)	8 Career Starts (16 app.)
	92	Tyler Scott	6-1	315	Sr.	TR	Jackson, Ga.	(Kennesaw State)	1 Career Starts (5 app.)
DT	7	KD Johnson	6-1	275	5th	2L	Houston, Texas	(Kilgore College)	17 Career Starts (29 app.)
	99	Cole Gustafson	6-4	279	Sr.	TR	Rocklin, Calif.	(FLU)	0 Career Starts (5 app.)
DE	0	Udoka Ezeani	6-1	216	R-Sr.	TR	Richmond, Texas	(Boise State)	5 Career Starts (5 app.)
	32	Elijah Baldwin	6-2	230	R-Fr.	RS	San Antonio, Texas	(John Jay HS)	0 Career Starts (9 app.)
MIKE	48	Micah Davey	6-2	235	R-Sr.	TR	Baton Rouge, La.	(McNeese State)	5 Career Starts (5 app.)
	8	Stratton Shufelt	6-2	230	So.	1L	Rio Rancho, N.M.	(Cleveland HS)	1 Career Starts (16 app.)
SAM	10	Jayden Wilson	6-1	218	Jr.	TR	El Paso, Texas	(New Mexico)	2 Career Starts (5 app.)
	41	Vashon Brunswick II	6-1	215	Fr.	HS	Garland, Texas	(Sachse HS)	0 Career Starts (1 app.)
SPUR	12	Donte Thompson	5-11	175	R-Sr.	TR	Pensacola, Fla.	(Texas State)	4 Career Starts (5 app.)
	15	Kode Lowe	6-1	225	R-Jr.	TR	Coleman, Fla.	(West Florida)	0 Career Starts (5 app.)
CB	4	Neil Campbell	5-11	205	GS	TR	Chicago, Ill.	(Indiana Wesleyan)	5 Career Starts (5 app.)
	16	Yessman Green	6-2	180	R-Sr.	RS	Mobile, Ala.	(Jax State)	0 Career Starts (3 app.)
SS	5	Solo Barnes	6-3	205	Sr.	TR	New Orleans, La.	(Fayetteville State)	5 Career Starts (5 app.)
	21	Tyler Jones	6-0	200	R-Sr.	TR	Orlando, Fla.	(Tennessee State)	0 Career Starts (3 app.)
FS	2	Xavier Smith	6-0	195	R-Jr.	1L	Atlanta, Ga.	(Austin Peay)	15 Career Starts (17 app.)
	27	Caleb Walker	5-10	175	Gr.	TR	Tampa, Fla.	(St. Thomas University)	0 Career Starts (3 app.)
CB	9	Marcell Blocker	6-3	190	Sr.	TR	Miami, Fla.	(Florida Memorial)	1 Career Starts (3 app.)
-or-	18	Justin Content	6-1	185	So.	1L	Hoschton, Ga.	(Mill Creek HS)	8 Career Starts (14 app.)

WEFENSE UNIT

K	33	Tanner Cragun	6-2	195	R-So.	TR	Frisco, Texas	(Utah State)	1 Career Appearances
	91	Carlos Arreola	5-10	200	Jr.	TR	El Paso, Texas	(Sul Ross State)	5 Career Appearances
-or-	97	Joe Bowman	6-0	185	R-Sr.	1L	Carlsbad, Calif.	(SEMO)	7 Career Appearances
P	42	Noah Botsford	6-3	200	Jr.	TR	Fort Lauderdale, Fla.	(Valdosta State)	5 Career Appearances
	87	Jackson Cleaver	6-1	205	R-Sr.	TR	Tigard, Ore.	(Eastern Washington)	3 Career Appearances
LS	39	Josh Hancock	5-9	185	R-Sr.	2L	Corpus Christie, Texas	(Coastal Christian Home School)	20 Career Appearances
	45	Rio Hay	6-1	232	R-Fr.	TR	Dripping Springs, Texas	(UAPB)	0 Career Appearances
H	42	Noah Botsford	6-3	200	Jr.	TR	Fort Lauderdale, Fla.	(Valdosta State)	5 Career Appearances
KR	13	Nik Henry	5-10	155	Fr.	HS	Seguin, Texas	(Seguin HS)	4 Career Appearances
	19	Eric Willis III	5-8	160	Sr.	TR	Collingdale, Pa.	(California [PA])	5 Career Appearances
PR	19	Eric Willis III	5-8	160	Sr.	TR	Collingdale, Pa.	(California [PA])	5 Career Appearances



MINER NOTABLES

WHERE TO WATCH & LISTEN

The Miners and Flames will be nationally televised on CBSN with Alex Del Barrio and Adam Breneman in the booth. The action will be on 600 ESPN El Paso with "The Voice of the UTEP Miners" **Jon Teicher**, calling play-by-play in his 45th season. 'Teich', who called his 500th game on Oct. 11, 2023, at FIU, is joined by former UTEP coach **Aaron Price** in the booth, providing analysis. El Paso native and long-running member of the local media, **Mando Medina**, will be reporting from the sidelines. The contest can also be heard on the UTEP Miners app.

SERIES VS. LIBERTY

The Flames lead the all-time series 2-0. Liberty defeated UTEP 28-10 in Lynchburg last season (Sept. 14). UTEP got on the board first after **K Buzz Flabiano's** 25-yard field goal to put the Miners up 3-0. Following a pair of LU touchdowns, QB **Skyler Locklear** hooked up with WR **Kenny Odom** on a 60-yard touchdown to get within four points (14-10) early in the third quarter. However, Liberty would score the next two touchdowns to pull away. No. 22 Liberty won the first-ever meeting, 42-28, on Nov. 25, 2023, in El Paso.

ABOUT LIBERTY

The Flames dropped to 1-4 after losing their fourth straight game at ODU, 21-7, on Sept. 27. Julian Gray's four-yard touchdown got Liberty within seven points (14-7) at the 9:11 mark of the third, but ODU pulled away after a 55-yard touchdown at the beginning of the fourth quarter. Liberty opened the 2025 season with a 28-7 win over Maine on Aug. 30. Liberty followed with losses at Jax State 34-24 in CUSA play on Sept. 6 and Bowling Green 23-13 on Sept. 13, while the Flames stumbled in a pair of home losses against James Madison 31-13 on Sept. 20 and ODU. The Flames' scoring defense (23.3 ppg) ranks tied for third in CUSA, while LU's total defense (387.8) is fifth in the league. Offensively, Liberty is averaging 17.0 points per contest and over 342 yards of total offense. Running back Evan Dickens leads LU with 344 yards rushing and ranks third in CUSA. Senior linebacker Joseph Carter paces the squad with 32 tackles (6.4 tpg) and ranks ninth in CUSA in total tackles.

THREE IN A ROW AT HOME

UTEP is hosting its third straight home game. The Miners last hosted three consecutive games in the Sun Bowl was 2008 - Texas on Sept. 6, NM State on Sept. 20 and UCF on Sept. 27.

IN "WEEKDAY CUSA" GAMES

UTEP is 3-4 all-time in CUSA's "Midweek Madness" contests since it began in 2023. The Miners are 1-2 in El Paso. In 2023, UTEP won at FIU 27-14 and was victorious at Sam Houston 37-34. In 2024, UTEP beat FIU 30-21 in the Sun Bowl.

GO FOR DOS

UTEP has a trio of two-point conversions, tying for the third most in FBS. QB **Skyler Locklear** hooked up with WR **Josh Schuchts** on a two-point conversion against LA Tech.

CUSA'S #1 TOTAL DEFENSE

UTEP ranks no. 1 in Conference USA and is 56th in FBS in total defense (340.4). The Miners allowed a season low 232 yards against LA Tech on Sept. 27.

ORANGE SWARM SACK ATTACK

UTEP leads Conference USA and ranks 10th in FBS with 15 sacks after posting five against LA Tech. UTEP tied 13th nationally in sacks per game (3.0).

MOST SACKS AT HOME IN 10 YEARS

UTEP recorded five sacks against LA Tech, the most in the Sun Bowl since getting five against UTSA on Oct. 3, 2015.

TACKLING BEHIND THE LINE OF SCRIMMAGE

UTEP has tallied a Conference USA-best 43 tackles for loss, while its 8.6 TFL per game is also first in CUSA. UTEP is tied for eighth with East Carolina and Arizona in FBS in total TFL (43) and ranks tied for fourth in TFL per game (8.6). Duke leads the nation with 51 TFL, while Oklahoma leads in TFL per game (10.0).

THIRD-DOWN DEFENSE

UTEP ranks first in Conference USA and is ranked eighth in FBS in third-down conversion percentage defense (24.6). The Miners only yielded 4-of-14 against LA Tech.

FIRST-DOWN DEFENSE

UTEP ranks fourth in Conference USA, allowing 94 first downs, while ranking first in CUSA in first downs allowed per game (18.8). UTEP's 40 first downs on the pass play are the second fewest allowed in CUSA.

PASSING DEFENSE

UTEP ranks second in Conference USA and 38th in FBS in passing defense (185.6).

FORCING TURNOVERS

UTEP has forced six turnovers (four fumble recoveries, two interceptions) in 2025, ranking top 50 in FBS.

NOSE FOR THE BALL

UTEP ranks tied for first with three other teams with four fumble recoveries after posting three recoveries against LA Tech.

FIRST TIME IN 11 SEASONS

Bandit **Udoka Ezeani** forced a career-high two fumbles against LA Tech. He's the first Miner to record multiple forced fumbles in a game since LB Roy Robertson-Harris forced a pair against Southern Miss on Nov. 1, 2014. DB Nick Gathrite forced two fumbles at UTSA on Oct. 25, 2014.

EZEANI TIED FIRST IN FBS

Udoka Ezeani is tied for fifth in FBS with 8.5 tackles for loss. Ezeani is tied for second in FBS in TFL per game (1.7).

LEADER OF THE SACK

Udoka Ezeani leads Conference USA with 4.0 sacks after posting a career-high 2.0 sacks against LA Tech. He also leads CUSA in sacks per game (0.8). Ezeani ranks tied for 14th in FBS in total sacks. Utah's John Henry Daley leads the nation in sacks (6.5) and sacks per game (1.3).

CUSA LEADING TACKLER

LB **Micah Davey** leads Conference USA and ranks 14th in FBS in total tackles (51). Davey ranks ninth in FBS in tackles per game (10.2). Davey totaled 12 more tackles against LA Tech. Davey's 20 solo tackles lead the defense. For his college career, Davey has amassed 362 tackles in 33 games (10.9+ per game).

GREAT NIGHT FOR CONTENT

CB **Justin Content** amassed a career-high 13 tackles and added his first career interception against LA Tech. His previous high was nine tackles against UT Martin. Content's INT came in the end zone on an acrobatic one-handed grab.

THREE PLAYERS IN DOUBLE DIGITS

CB **Justin Content** (13), LB **Micah Davey** (12) and CB **Neil Campbell** (10) hit double figures in tackles against LA Tech. It's the second time during the **Scotty Walden** era that this has occurred as DL **Bryton Thompson** (12), LB **Dorian Hopkins** (11) and LB **Nate Dyman** (10) did so at Colorado State last season. The time before that was in 2022 - LB **Tyrice Knight** (12), S **Kobe Hylton** (10) and LB **Cal Wallerstedt** (10).



MINER NOTABLES

BACK-2-BACK DOUBLE-DIGIT EFFORTS

CB **Neil Campbell** registered 10 tackles against LA Tech and put up a career-high 11 tackles last week against ULM.

CAMPBELL'S SUPER EFFORT

Neil Campbell ranks second on the team with 35 tackles, while adding 4.5 tackles for loss, a sack (16 yards), a forced fumble, a quarterback hurry and two breakups. Campbell leads all CUSA defensive backs in tackles while ranking tied for fifth in the league overall.

JAYDEN STEPPING UP

LB **Jayden Wilson** has started the last two games, totaling 17 tackles. Wilson recorded a UTEP career-high nine tackles against LA Tech and notched eight against ULM. Wilson has totaled 25 tackles in the last three games and 32 overall on the season. Wilson ranks tied for ninth in CUSA in total tackles.

THREE TD IN TWO WEEKS

WR **Wondame Davis Jr.**, coming off a career game the week before, added his third touchdown in two games after hauling in a 35-yard scoring reception against LA Tech. Davis Jr. racked up 119 yards on six receptions against ULM, while adding two catches for a team-high 58 yards against the Bulldogs.

MORE ON WONDAME

Wondame Davis Jr. ranks tied for second in Conference USA with three touchdown receptions on the season. Davis Jr. ranks second in CUSA and ranks 10th in FBS in yards per catch (22.1). Davis Jr. has tallied 177 yards on eight receptions and three touchdowns.

FIRST GAME ACTION

Not only did WR **Josh Schuchts** (pronounced SHOOTS) play in his first collegiate game, but he also made his first career start in the process. Schuchts responded by tying a team-high with four receptions for 21 yards, including a long catch of 11 yards against LA Tech. Schuchts also caught a two-point conversion from QB Skyler Locklear.

EMORY'S EFFORT

RB **Ashten Emory** rushed for a career-high 50 yards and a career-long run of 13 yards. Emory added a 10-yard catch for a career-best 60 all-purpose yards. Emory ranks tied for third in Conference USA with four total touchdowns (two rush, two rec.). Emory has rushed for 141 yards on 44 attempts and has 51 yards receiving on eight receptions.

TANNER'S FIRST FG

K **Tanner Cragun**, a Utah State transfer, connected on a 38-yard field goal on his first career attempt against LA Tech.

FEWEST PENALTIES PER GAME

UTEP averages 6.0 penalties per game, ranking tied for the third fewest in Conference USA.

CAREER NIGHT FOR MALACHI

QB **Malachi Nelson** threw for a career-high 404 yards against ULM. Nelson completed 22 passes on a career-most 46 attempts to go along with a trio of touchdown passes. His 404-yard effort is the 13th-best performance in program history.

FIRST TIME IN 16 YEARS

Malachi Nelson became the first UTEP QB to pass for at least 400 yards since **Trevor Vittaoe** did so vs. Marshall (517 yards) on Nov. 28, 2009.

#2 LUKE LAUFENBERG #LiveLikeLuke

The UTEP football team will continue to pay tribute to the late Luke Laufenberg throughout the 2025 season. Laufenberg passed away at the age of 21 on Thursday, Aug. 22, 2019 after battling cancer for two years. A tight end from Dallas, Texas, Laufenberg joined the Miners for 2019 spring ball after playing at Mesa Community College in 2017. UTEP players have worn black "LUKE" stickers on their helmets since the start of the 2019 season. Redshirt freshman and El Paso native WR Marcus Torres will wear his #2 Laufenberg jersey throughout the season. WR Justin Garrett was the first Miner to don the #2 jersey during the 2020 season and continued the trend in 2021. QB Gavin Hardison was the second Miner to don the #2 jersey (2022-23) and WR Javoni Gardere was the third (2024). Laufenberg played his senior season at Argyle Liberty Christian High School in Argyle, Texas, where he was named 2016 Offensive Newcomer of the Year and honorable mention All-District. He initially walked on at Texas A&M before continuing his football career at Mesa Community College, where he appeared in six games prior to being diagnosed with Burkitt lymphoma.



#3 TRENCH WARRIOR

The "Trench Warrior" is a single digit that is assigned to the most deserving D-Lineman. They are a leader, and they embody UTEP's culture on and off the field. It is something head coach Scotty Walden created to signify that wearing a single digit on the DL means you're a "bad dude." On Aug. 21, Walden announced that junior defensive lineman Shakaun Bowser will don the no. 3 number in 2025.



MINER NOTABLES

400+YARD PASSING CLUB

Malachi Nelson was the seventh UTEP quarterback to throw for at least 400 yards passing after throwing for 404 against ULM. **Bill Craiggo, Brooks Dawson, Sammy Garza, Jordan Palmer, Billy Stevens** and **Trevor Vittatoe** all threw for at least 400 yards in one game.

SLINGIN' THE ROCK

Malachi Nelson has two 70+ yard passing scores this season. He leads Conference USA in most 70+ yard pass plays (two), tied for first in most 60+ yard plays (two), leads with most 40+ yard pass plays (six) and 30+ yard pass plays (11).

NELSON'S FIRST 4 STARTS UNDER CENTER

Malachi Nelson put up big numbers in his first four starts as a Miner. Nelson has thrown for 1,069 yards on 82-of-142 passing with eight touchdowns and five interceptions. Other notable UTEP quarterbacks' first four starts include: **Billy Stevens** (1965), 78-of-158 for 1,425 yards, 10 TDs, eight interceptions; **Brooks Dawson** (1967), 62-of-126, 1,147 yards, 17 TD, 5 INT; **Pat Hegarty** (1987), 74-of-134 for 935 yards, 6 TD, 7 INT; **Jordan Palmer** (2003), 62-of-116, 723 yards, 4 TD, 9 INT; **Trevor Vittatoe** (2007), 43-of-90, 721 yards, 5 TD, 1 INT; **Nick Lamaison** (2011), 64-of-108, 891 yards, 7 TD, 5 INT; **Jameill Showers** (2013), 76-of-115, 856 yards, 7 TD, 1 INT; **Gavin Hardison**, (2020) 57-of-105, 850 yards, 1 TD, 1 INT.

DAVIS JR. CUSA FRESHMAN OF THE WEEK

WR **Wondame Davis Jr.** produced breakout numbers against ULM in the Sun Bowl. He was named the Conference USA Freshman of the Week on Sept. 22. Davis Jr. scored his first collegiate touchdown – a 44-yard reception – during the fourth quarter. He added another – a 20-yard catch – with six minutes left in the final frame. Davis Jr. set career bests in receptions (six), receiving yards (119) and long reception (44). His efforts helped the Miners rally from a 31-10 deficit as his second TD helped UTEP get within six points with six minutes remaining. He entered the game with one career catch for seven yards (at no. 10 Tennessee in 2024).

TATE'S GOLDEN GAME

WR **Trevon Tate**, in his first career start at UTEP, hauled in seven receptions for 133 yards, including a collegiate career-long 73-yard touchdown catch against ULM on Sept. 20. It was Tate's first 100-yard game as a Miner and first since playing at Clarion College in 2024. While at Clarion, Tate eclipsed 100 yards in seven games last season.

A PAIR GOING OVER THE CENTURY MARK AGAIN

For the second time this season, the Miners had two receivers hit 100 yards. WR **Trevon Tate** hauled in seven passes for 133 yards, while WR **Wondame Davis Jr.** also had six catches for 119 yards. The first pair to do it this season were WR **Kenny Odom** (124 yards) and WR **Toric Goins Jr.** (105 yards) against UT Martin on Sept. 13.

LONGEST PLAY FROM SCRIMMAGE IN PROGRAM HISTORY

RB **Hahsaun Wilson** zoomed past Skyhawk defenders on his way to a school-record 94-yard touchdown run. The previous longest run was a 91-yard scamper by RB **Aaron Jones** at Texas Tech in 2015. The previous longest play from scrimmage was a 92-yard **Billy Stevens'** touchdown pass to **Bob Wallace** in 1965.

SECOND LONGEST PLAY FROM SCRIMMAGE IN THE NATION

Hahsaun Wilson's 94-yard touchdown run against UT Martin is the second longest rush play and second longest overall play from scrimmage in the nation. Wilson is one of five players in FBS to account for a 90+ yard play from scrimmage. Virginia's Harrison Waylee owns the longest play from scrimmage, a 97-yard rush on Sept. 13.

WATCH THIS WAY

A trio of Miners were announced to preseason watch lists over the last few months. OL **Tyrone D. McDuffie III** was named to the 2025 Allstate AFCA Good Work Team on July 15 and the Allstate Wuerffel Trophy on July 31. MB **Kam Thomas** landed on the Dave Campbell's Texas Football All-Texas second team and the Paul Hornung Watch List, and WR **Kenny Odom** made the Earl Campbell Tyler Rose Award Watch List.

BOTSFORD ON RAY GUY WATCH LIST

P **Noah Botsford** finished with five punts for 250 yards (50.0 avg.) against UT Martin on Sept. 6. He was the first Miner to average at least 50 yards per punt in a game since Joshua Sloan in 2020. Sloan had five punts for 251 yards (50.2 avg.) at UTSA on Nov. 14, 2020. Botsford, who was named to the Ray Guy Award Watch List on Sept. 3, boomed a 66-yard punt against UTM, equaling his collegiate career long. It also marked the second straight week he's had a punt of at least 60 yards. He drilled a 64-yarder in the season opener at Utah State.

SUN CITY SENSATIONS

The 2025 UTEP football roster features 11 players from El Paso, Texas: K **Carlos Arreola** (Clint HS), OL **Juan Camacho Jr.** (Bowie HS), C **Ivan Escobar** (Montwood HS), S **Jaime Guerrero** (Eastlake HS), S **Cam Harrelson** (Montwood HS), OL **Joseph Immediato** (Eastwood HS), OL **Tyrone D. McDuffie III**, QB **Shay Smith** (Franklin HS), WR **Marcus Torres** (Pebble Hills), LB **Jayden Wilson** (Austin HS) and OL **Craig Wydra** (Andress HS).

STATE OF THE ROSTER

There are 62 players from the Lone Star State on the 2025 roster. Here's how the rest of the roster breaks down. Florida (10), California (9), Georgia (5), Alabama (4), Oklahoma (4), Illinois (3), Tennessee (3), Arizona (2), Louisiana (2), New York (2), Pennsylvania (2), England (1), Indianapolis (1), Kentucky (1), North Carolina (1), Mississippi (1), Mexico (1), New Mexico (1), South Carolina (1),

ROSTER BREAKDOWN

UTEP has 43 transfers heading into the new campaign (10 DL, 9 DB, 7 WR, 5 K/P, 4 LB, 4 OL, 1 LS, 1 QB, 1 RB, 1 TE). Fourteen are from FBS schools, nine from FCS, nine JUCO, seven Division II, and four NAIA.

CAPTAINS

UTEP head coach **Scotty Walden** announced his captains for the 2025 season on Aug. 21. Redshirt senior C **Ivan Escobar**, redshirt junior WR **Kenny Odom**, and redshirt senior MB **Kam Thomas** will head up the "Blue Blaze" offense, while for the "Orange Swarm" defense, graduate student CB **Neil Campbell**, senior LB **Joshua Rudolph** and fifth-year DT **KD Johnson** were appointed. Junior LB **Garrett Hawkins** and sophomore LB **Stratton Shufelt** will head the Wefense unit.

UTEP FATHER-SON CONNECTION

LB **Pete Shufelt**, the father of LB **Stratton Shufelt** and RB **Paul Smith**, the father of QB **Shay Smith**, also played their college ball at UTEP. Pete was a linebacker from 1989-93, ranking 10th on the program's all-time tackles list with 385 (236 solo). Paul played from 1996-1999 and ranks eighth on the school's all-time rushing list with 2,539 yards.

NFL KIDS

LB **Micah Davey**, S **Lantz Russell**, LB **Stratton Shufelt** and QB **Shay Smith** come from pro backgrounds as their fathers all played in the NFL. QB Rohan Davey was drafted by the New England Patriots in 2002 (fourth round, 117th overall out of LSU). RB Leonard Russell played in the NFL for six seasons after being drafted by the Patriots in 1991 (first round, 14th overall out of Arizona State). He tallied 3,973 yards and 29 rushing touchdowns in 85 games. RB **Paul Smith** played in the NFL for seven seasons after being drafted in 2000 by the San Francisco 49ers (fifth round, 132nd overall). Smith rushed for 210 yards and a touchdown in 79 career games. LB **Pete Shufelt** played in five regular-season games for the New York Giants in 1994.



MINER NOTABLES

2025 OPPONENTS' POSTSEASON

UTEP will face six teams from the 2024 postseason. The Miners will take on UT Martin (FCS Playoffs), Texas (CFB Playoff), LA Tech (Independence Bowl), Liberty (Bahamas Bowl), Sam Houston (New Orleans Bowl) and Jax State (StaffDNA Cure Bowl). Although there was no postseason action for Missouri State (8-4) and Delaware (9-2), both programs finished with winning records in 2024.

SEVEN RETURNING STARTERS

The Miners have seven starters returning from last season – four on offense, three on defense. For the “Blue Blaze” are OL **Ivan Escobar**, QB **Skyler Locklear**, WR **Kenny Odom** and MB **Kam Thomas**. Returning for the “Orange Swarm” are DL **KD Johnson**, S **Xavier Smith** and S **Lantz Russell**.

UP NEXT

UTEP will play its first road game in over a month when the Miners face Sam Houston on Wednesday, Oct. 15, at Shell Energy Stadium in Houston. The Miners and Bearkats are set to kick off at 5 p.m. MDT/6 CT on CBSSN.

NCAA TEAM RANKINGS

NCAA CATEGORY	UTEP	LU
Total Offense	102	105
Rushing Offense	126	61
Passing Offense	58	110
Team Passing Efficiency	121	104
Scoring Offense	108	123
Total Defense	56	94
Rushing Defense	83	130
Passing Yards Allowed	38	19
Team Passing Efficiency Defense	76	40
Scoring Defense	91	65
Turnover Margin	121	91
3rd Down Conversion Pct.	114	63
4th Down Conversion Pct.	119	106
3rd Down Conversion Pct. Defense	8	94
4th Down Conversion Pct. Defense	15	78
Red Zone Offense	126	123
Red Zone Defense	38	11
Net Punting	102	87
Punt Returns	93	113
Kickoff Returns	127	109
First Downs Offense	125	119
First Downs Defense	46	58
Fewest Penalties Per Game	63	63
Fewest Penalty Yards Per Game	66	41
Time of Possession	131	80

TEAM LEADERS

UTEP - OFF: 20.8 PPG/346.0 YPG | DEF: 26.6 PPG/340.4 YPG

Rushing	Att.	Net	Avg.	TD	YPG
Hahsaun Wilson	31	205	6.6	1	41.0
Ashten Emory	44	141	3.2	2	28.2

Passing	C-A-I	Pct.	Yds.	TD	YPG
Malachi Nelson	100-180-9	55.6	1142	8	228.4
Skyler Locklear	5-9-1	55.6	74	1	37.0

Receiving	Rec.	Yds.	Avg.	TD	YPG
Kenny Odom	23	247	10.7	2	61.8
Trevon Tate	19	220	11.6	1	44.0

Defense	U-A-TT	TFL	SACK	FR-FF
Micah Davey	20-31-51	2.5-8	1.0-4	1-0
Neil Campbell	15-20-35	4.5-24	1.0-16	0-1

LIBERTY - OFF: 17.0 PPG/342.8 YPG | DEF: 23.2 PPG/387.8 YPG

Rushing	Att.	Net	Avg.	TD	YPG
Evan Dickens	65	344	5.3	2	68.8
Caden Williams	43	210	4.9	0	42.0

Passing	C-A-I	Pct.	Yds.	TD	YPG
Ethan Vasko	55-96-3	57.3	763	6	190.8
Michael Merdinger	8-18-0	44.4	98	0	32.7

Receiving	Rec.	Yds.	Avg.	TD	YPG
Donte Lee Jr.	10	261	26.1	3	52.2
Jamari Person	11	135	12.3	0	27.0

Defense	U-A-TT	TFL	SACK	PBU
Derrell Farrar	20-16-36	2.0-6	1.0-5	1
Joseph Carter	14-18-32	2.0-8	0.0-0	0



MINER NOTABLES

2025 UTEP FOOTBALL CAPTAINS

BLUE BLAZE



Ivan
ESCOBAR
#53 / C

Kenny
ODOM
#6 / WR

Kam
THOMAS
#5 / MB

ORANGE SWARM



Neil
CAMPBELL
#4 / CB

Joshua
RUDOLPH
#1 / LB

KD
JOHNSON
#7 / DT

WEFENSE



Garrett
HAWKINS
#43 / LB

Stratton
SHUFELT
#8 / LB

2025 "UTEP FOOTBALL WITH SCOTTY WALDEN" RADIO SHOW DATES/LOCATIONS

Wednesday, Aug. 27 (6-7 pm)	Border City Ale House
Wednesday, Sept. 3 (6-7pm)	Deadbeach Brewery
Wednesday, Sept. 10 (6-7 pm)	Border City Ale House
Wednesday, Sept. 17 (5-6 pm)	Deadbeach Brewery
Wednesday, Sept. 24 (6-7 pm)	Border City Ale House
Tuesday, Oct. 7 (6-7 pm)	Deadbeach Brewery
Monday, Oct. 13 (5-6 pm)	Border City Ale House
Friday, Oct. 24 (5-6 pm)	Deadbeach Brewery
Wednesday, Nov. 5 (6-7 pm)	Border City Ale House
Wednesday, Nov. 12 (6-7 pm)	Deadbeach Brewery
Tuesday, Nov. 18 (6-7 pm)	Border City Ale House
Wednesday, Nov. 26 (6-7 pm)	Deadbeach Brewery

LOCATIONS & ADDRESS

Deadbeach Brewery: 3200 Durazno Ave.
Border City Ale House: 1506 N. Lee Trevino Dr.
 Listen Live on 600 ESPN El Paso & the UTEP Miners app

2025 UTEP FOOTBALL TRENDS

OVERALL	1-4
VS. CONFERENCE USA	0-1
NONCONFERENCE RECORD	1-3
HOME	1-2
AWAY	0-2
DAY GAMES	0-1
NIGHT GAMES	1-3
VS. TOP 25 TEAMS	0-1
NEUTRAL	0-0
NATIONAL TV	0-2
CBSSN	0-1
ESPN+	1-2
ESPNU	0-0
SEC NETWORK	0-1

OFFENSE

WHEN SCORING FIRST	1-0
WHEN THE OPPONENT SCORES FIRST	0-4
WHEN LEADING AT HALFTIME	1-0
WHEN TRAILING AT HALFTIME	0-4
WHEN TIED AT HALFTIME	0-0
WHEN LEADING AFTER THIRD QUARTER	1-0
WHEN TRAILING AFTER THIRD QUARTER	0-4
WHEN TIED AFTER THIRD QUARTER	0-0
IN OVERTIME GAMES	0-0
WHEN SCORING LESS THAN 20 POINTS	0-3
WHEN SCORING 20+ POINTS	0-1
WHEN SCORING 30+ POINTS	0-0
WHEN SCORING 40+ POINTS	1-0
WHEN RUSHING FOR < 100 YARDS	0-2
WHEN RUSHING FOR 100+ YARDS	1-2
WHEN RUSHING FOR 200+ YARDS	0-1
WHEN PASSING FOR 200+ YARDS	0-0
WHEN PASSING FOR 250+ YARDS	1-0
WHEN PASSING FOR 300+ YARDS	0-1
WHEN TOTALING < 300 YDS TOTAL OFFENSE	0-3
WHEN GAINING 300+ YDS TOTAL OFFENSE	1-1
WHEN HAVING NO TURNOVERS	0-1
WHEN HAVING LESS THAN 3 TURNOVERS	1-2
WHEN HAVING 3 OR MORE TURNOVERS	0-1
WHEN HAVING MORE THAN 30:00 TOP	1-0
WHEN HAVING LESS THAN 30:00 TOP	0-4

DEFENSE

WHEN ALLOWING LESS THAN 20 POINTS	1-0
WHEN ALLOWING 20+ POINTS	0-2
WHEN ALLOWING 30+ POINTS	0-2
WHEN ALLOWING < 100 YDS RUSHING	1-1
WHEN ALLOWING 100+ YDS RUSHING	0-1
WHEN ALLOWING 200+ YDS RUSHING	0-2
WHEN ALLOWING < 200 YARDS PASSING	0-2
WHEN ALLOWING 200+ YARDS PASSING	0-2
WHEN ALLOWING 250+ YARDS PASSING	1-0
WHEN ALLOWING 300+ YARDS PASSING	0-0
WHEN ALLOWING < 300 YDS TOTAL OFFENSE	0-1
WHEN ALLOWING 300+ YDS TOTAL OFFENSE	1-3
WHEN HAVING NO TAKEAWAYS	0-2
WHEN HAVING 3 OR LESS TAKEAWAYS	1-1
WHEN HAVING 4 OR MORE TAKEAWAYS	0-1



UTEP HEAD COACH



SCOTTY WALDEN

SUL ROSS STATE '12

SECOND SEASON AT UTEP
EIGHTH SEASON AS A HEAD COACH

Scotty Walden, native Texan and one of the most dynamic young head coaches in the country, was named UTEP Football's 27th head coach on Dec. 4, 2023.

The Miners won two of the last three games to conclude Walden's first season at the helm in 2024. Walden chalked up his first victory with the Orange and Blue on Oct. 16 when the Miners defeated FIU, 30-21, in the Sun Bowl. UTEP also defeated Kennesaw State, 43-35, in double overtime, while the Miners concluded the 2024 season with a come-from-behind victory at NM State, 42-35, in the 101st Battle of I-10 on Nov. 30.

In its three victories, UTEP's "Blue Blaze" offense averaged 38+ points per game and over 374 yards of total offense. Offensively, multiple players, who transferred from Austin Peay (Walden's previous school), were team leaders in specific statistical categories. Jevon Jackson gained a team-high 754 yards on the ground with six total touchdowns (four rush, two rec.). Jackson ranked sixth in CUSA in rushing yards. Kam Thomas, who was a 2024 All-CUSA first team special teams player, was the team leader in punt returns on wefense. He ranked second in CUSA with 200 yards on 10 returns (20.0 avg.), including a long return of 93 yards for a TD at NM State. Thomas was one of two players in CUSA to return a punt for a score. Thomas also grabbed 47 receptions - tied for the team lead with Trey Goodman. Goodman tallied 469 yards receiving. Goodman set career highs in receptions (12) and receiving yards (150) during the Miners' win against Kennesaw State. Goodman caught all 12 balls that were thrown his way. Kenny Odom, a 2024 All-CUSA second team selection, led the way with 741 yards receiving and eight touchdowns. Odom ranked second in CUSA in receiving scores (eight) and sixth in yards per reception (16.1 avg.). Odom's eight touchdown receptions were the most

by a Miner since 2016. Odom recorded a season-best 128 yards on seven receptions with a pair of touchdowns at Colorado State. Odom racked up a career-best three touchdown receptions against Kennesaw State. He tallied 108 yards on eight catches against the Owls.

Skylar Locklear also followed Walden from APU. Locklear threw for 1,583 yards on 148-of-233 passing and 10 touchdowns in 10 games. He completed 63.5 percent of his passes, ranking fourth on the program's top 10 single-season list. Locklear added 237 yards rushing and two touchdowns, while also tallying 32 yards on three catches and a score. Locklear pulled a trifecta when he became the first FBS player since 2015 to throw a touchdown, rush for a touchdown and record a receiving touchdown in a single game. The feat was achieved against SUU when Locklear threw a five-year touchdown pass early in the first quarter and followed with a five-yard rushing score at the end of the first. Locklear then hauled in a four-year touchdown pass from Jaden Smith that tied the ball game at 24 apiece with no time left on the clock. Locklear ended the game, throwing for 295 yards on 22-of-29 passing (75.9 percent). Locklear put up career numbers during UTEP's win over KSU, throwing for a career-high 327 yards on a career-best 28 completions (33 attempts) with a career-most four touchdown passes. It was the most touchdown passes by a UTEP quarterback since 2014, while Locklear's 84.8 completion percentage was the third-best in program history.

On defense, the "Orange Swarm" racked up CUSA-highs in sacks (36) and tackles for loss (87). The Miners ranked tied for 20th in FBS in total sacks and tied for 11th in sacks per game (3.0). UTEP's 7.3 TFLs per game ranked first in CUSA and 13th in FBS. The defense scored three touchdowns, ranking tied for 12th in FBS and first in CUSA. Kory Chapman returned a fumble for the score

against Sam Houston, while Bryon Thompson scored a pair of touchdowns on fumble recoveries at NM State. Another defensive highlight in 2024 was the defense intercepting four passes in the victory over FIU. It was the most since picking off four passes at Tulane in 2011, and the most INTs by the defense in the Sun Bowl since 2008 (vs. SMU). The Miners' 11 interceptions were the most since the 2014 season. Maurice Westmoreland, an All-CUSA first team player, led the team and CUSA with 8.0 sacks. Kyran Duhon, who was named All-CUSA second team and the All-Freshman team, ranked second on the team and CUSA with 7.0 sacks. Duhon's sack total was the most by a UTEP freshman since 1990. KD Johnson picked up 3.5 sacks (third most on the team) from the interior defensive line. Linebacker Dorian Hopkins paced the defense with 87 tackles. Chapman, Hopkins, Amier Boyd-Matthews and Lantz Russell each intercepted two passes.

In the classroom, the UTEP football program set a school record with its 3.2 GPA following Walden's first year at the helm. Locklear and Johnson were named to the 2024 CUSA All-Academic Team on Nov. 22.

WALDEN COACHING RECORD

SEASON	SCHOOL	OVERALL	CONFERENCE
		W-L	W-L
2016	East Texas Baptist	7-3	3-3 (4th)
2020	Southern Miss	1-3	1-1
2020-21	Austin Peay	4-2	4-2 (3rd)
2021	Austin Peay	6-5	4-2 (t-2nd)
2022	Austin Peay	7-4	3-2 (t-1st)
2023	Austin Peay	9-3	6-0 (1st)
2024	UTEP	3-9	3-5 (6th)
2025	UTEP	1-4	0-1
TOTALS		38-33	24-16



UTEP HEAD COACH

Johnson, a senior defensive tackle, posted a 3.60 GPA in nursing, while Locklear worked towards a 3.83 GPA in business. Overall, 60 football players were named to the 2024-25 CUSA Commissioner's Academic Honor Roll (3.0 GPA or higher), while 16 of them were also named 2024-25 CUSA Commissioner's Academic Medalists (3.75 GPA or higher).

Walden joined the Miners after four seasons as the head coach at Austin Peay State University in Clarksville, Tenn. In 2023, he led the Governors to a 9-3 record, a perfect 6-0 mark in the United Athletic Conference, and a no. 13 FCS national ranking. It marked the first undefeated conference season in school history. He was named a finalist for the Eddie Robinson Award, presented by FedEx Ground and Stats Perform to the FCS National Coach of the Year. Austin Peay has won four conference titles since 1977 – with two coming under Walden's watch. He is the only coach to lead Austin Peay to two conference championships.

The Cleburne, Texas, native led the Governors to a 26-14 mark with four winning seasons (4-2 in COVID-shortened 2020-21 campaign, 6-5 in 2021, 7-4 in 2022, 9-3 in 2023). The Governors hadn't enjoyed back-to-back winning campaigns since 1983-84 prior to Walden's arrival. His career head coaching record is 34-20, including 7-3 in one season heading up the program at East Texas Baptist University in 2016. Walden was also interim head coach at Southern Miss for four games in 2020.

The 2023 Austin Peay squad ranked fourth nationally in passing efficiency (162.17), ninth in scoring offense (34.1 ppg), 11th in passing completion percentage (.667), 13th in passing offense (274.1 ypg) and 15th in total offense (426.8 ypg). The

Governors set school records for scoring offense, total offense and passing offense. Austin Peay also rated seventh in the country in third down conversion defense with a stingy .303 percentage, and the Governors' three defensive touchdowns ranked 12th nationally. Austin Peay's special teams unit was equally stellar, leading the country in punt returns with a 21.3-yard average.

Austin Peay rattled off a school-record nine consecutive wins after opening the season 0-2, including a 30-13 setback at then-ninth ranked Tennessee on Sept. 9. Playing before over 100,000 hostile fans, the Governors were tied with the Vols, 6-6, shortly before halftime and trailed by 10 points (23-13) midway through the fourth quarter.

In 2022, Walden led the Governors to the third conference title in program history. Austin Peay was the top defense in the ASUN Conference, ranking fourth in the FCS in third down conversion percentage defense (.308), 12th in total defense (317.2 ypg), 19th in passing defense (188.7 ypg) and 20th in rushing defense (128.5 ypg). Offensively, Austin Peay averaged 202.3 rushing yards and 243.3 passing yards per game, marking the first time in program history that the Governors averaged 200-plus rushing and passing yards per game in the same season.

In 2021, the Governors tied a school record with seven First Team All-OVC selections and 14 total All-OVC picks.

While at Austin Peay, Walden has coached four consensus All-America honorees – Kordell Jackson (2020), DeAngelo Wilson (2020), Johnathon Edwards (2021) and Koby Perry (2021). Bucky Williams was an American Football Coaches Association Second Team All-American and a HERO Sports Sophomore All-American in 2020. Draylen Ellis and Terrell Allen received Sophomore All-America honors in 2021. Drae McCray was also tabbed a HERO Sports All-America in 2021.

Walden has also coached 28 All-Conference players and four league All-Newcomer selections during his time at Austin Peay.

His teams have also excelled academically. In five of six semesters since Walden's arrival, the Governors posted a 3.0 cumulative team grade point average, including a program record 3.28 GPA during the spring 2022 semester. The Governors also claimed the 2020-21 and 2021-22 OVC Team Academic Achievement Awards.

After joining the Southern Miss staff as wide receivers coach in 2017, he was promoted to co-offensive coordinator for the 2019 season. In 2019, the American Football Coaches Association tabbed Walden as a Top 35 coach under 35 years of age. He

coached first team All-Conference USA selection wideout Quez Watkins, who led the league with 64 catches and 1,178 receiving yards (17th in the FBS). Watkins' 107.1 receiving yards per game also ranked sixth in the FBS. He was selected in the sixth round of the 2020 NFL Draft by Philadelphia, and has appeared in 45 games for the Eagles with 23 starts since then.

Walden took over for Jay Hopson as interim head coach at Southern Miss in September of 2020, and was hired by Austin Peay as head coach shortly thereafter.

Walden was the youngest head coach in the NCAA (26 years old) at the time of his hiring at East Texas Baptist. He directed the Tigers to a national ranking in a school-record nine consecutive weeks, climbing as high as no. 15. East Texas Baptist also generated the no. 1 scoring offense (49.9 points per game) for all levels of the NCAA and the no. 2 total offense in Division III (school-record 564.3 yards per game).

Walden was offensive coordinator at East Texas Baptist for three years (2013-15) prior to being elevated to head coach. In his time as an assistant, ETBU football players broke a combined 26 individual and team records. One of his protégés was wide receiver Jamaine Sherman, a first team All-Conference honoree who became the first player in school history to sign an NFL contract with the St. Louis Rams in 2014.

He got his start in coaching at his alma mater, Sul Ross State, serving as offensive coordinator and quarterbacks coach for the 2012 season. His team broke 16 offensive school records in 2012, including most yards in a game (800) and points in a game (75). The Lobos ranked no. 1 in Division III in total offense (581.9 ypg), no. 2 in first downs (271), no. 3 in scoring offense (48.8 ppg), no. 9 in passing efficiency (164.30), no. 11 in passing offense (333 ypg) and no. 19 in rushing offense (248.9 ypg). Walden coached six All-Conference players, two D3football.com All-Americans and one Beyond Sports Network All-American.

He began his college playing days at Dordt College in Sioux Center, Iowa (2008), where he was named the starting quarterback as a freshman. His career continued at Hardin-Simmons University (2009-10), where he doubled as a quarterback and defensive back, before concluding at Sul Ross State as a quarterback and team captain in 2011.

He earned his Bachelor of History, graduating Magna Cum Laude, from Sul Ross State in 2012. He added a Master of Education, graduating Summa Cum Laude, from Sul Ross State in 2014.

Walden and his wife, Callie have two sons, Luca and Maverick.

WALDEN FILE

Personal

Hometown: Cleburne, Texas

Education

College: Sul Ross State

Playing Experience

2008: Dordt College

2009-10: Hardin Simmons

2011: Sul Ross State

Coaching Experience

2024-Present: UTEP Head Coach

2021-23: Austin Peay Head Coach

2020: Southern Miss Interim Head Coach

2019-20: Southern Miss Co-Offensive Coord.

2017-18: Southern Miss Wide Receivers

2016: East Baptist Texas Head Coach

2013-15: East Baptist Texas Offensive Coord.

2012: Sul Ross State Offensive Coord./QBs



2025 STATISTICS

	UTEP	OPP
Scoring	104	133
Points per game	20.8	26.6
Points Off Turnovers	7	36
First Downs	82	94
Rushing	23	44
Passing	48	40
Penalty	11	10
Rushing Yardage	506	774
Yards gained rushing	617	953
Yards lost rushing	111	179
Rushing attempts	140	213
Average per rush	3.6	3.6
Average per game	101.2	154.8
TDs Rushing	4	8
Passing Yardage	1224	928
Comp-Att-Int	107-196-10	81-130-2
Average per pass	6.2	7.1
Average per catch	11.4	11.5
Average per game	244.8	185.6
TDs Passing	9	6
Total offense	1730	1702
Total plays	336	343
Average per play	5.1	5.0
Average per game	346.0	340.4
Kick returns: #-Yards	13-166	11-199
Punt returns: #-Yards	13-89	15-124
Int returns: #-Yards	2-5	10-108
Kick return average	12.8	18.1
Punt return average	6.8	8.3
Int return average	2.5	10.8
Fumbles-Lost	2-1	6-4
Penalties-Yards	30-266	41-333
Average per game	53.2	66.6
Punts-Yards	27-1207	29-1334
Average per punt	44.7	46.0
Net punt average	40.8	42.5
Kickoffs-Yards	21-1267	28-1640
Average per kick	60.3	58.6
Net kick average	38.8	41.5
Time of possession / game	25:56	34:04
3rd-down conversion	26/75	17/69
3rd-down pct	35%	25%
4th-down conversion	4/12	4/13
4th-down pct	33%	31%
Sacks by-Yards	15-110	10-73
Misc Yards	0	0
Touchdowns scored	13	16
Field goals - attempts	4-7	7-7
On-Side kicks	0-1	0-0
Red-zone scores	(7-10) 70%	(16-20) 80%
Red-zone touchdowns	(6-10) 60%	(10-20) 50%
PAT-attempts	(8-9) 89%	(14-14) 100%
2-point conversion-attempts	(3-4) 75%	(1-2) 50%
Attendance	59407	118473
Games / Avg per game	3/19802	2/59237
Neutral site games	-	0/0

Score by Periods

Team	1st	2nd	3rd	4th	OT	TOT
UTEP	21	27	17	39	0	104
Opponents	38	34	27	34	0	133



2025 STATISTICS

Rushing

Player	gp	att	gain	loss	net	avg	td	lg	avg/g
Hahsaun Wilson	5	31	214	9	205	6.6	1	94	41.0
Ashten Emory	5	44	152	11	141	3.2	2	13	28.2
Skyler Locklear	2	4	69	26	43	10.8	0	63	21.5
Kam Thomas	1	16	48	12	36	2.3	0	17	36.0
Marquez Taylor	3	10	38	2	36	3.6	0	10	12.0
Shay Smith	5	8	22	0	22	2.8	1	8	4.4
Kenny Odom	4	2	16	0	16	8.0	0	10	4.0
Eric Willis III	5	1	4	0	4	4.0	0	4	0.8
Josh Bell	1	1	4	0	4	4.0	0	4	4.0
Garrett Hawkins	3	1	2	0	2	2.0	0	2	0.7
Malachi Nelson	5	20	48	47	1	0.1	0	10	0.2
Trevon Tate	5	2	0	4	-4	-2.0	0	0	-0.8
Total	5	140	617	111	506	3.6	4	94	101.2
Opponents	5	213	953	179	774	3.6	8	72	154.8

Passing

Player	gp	effic	comp-att-int	pct	yds	td	lg	avg/g
Malachi Nelson	5	113.5	100-180-9	55.6	1142	8	74	228.4
Skyler Locklear	2	139.1	5-9-1	55.6	74	1	35	37.0
Shay Smith	5	44.5	2-6-0	33.3	8	0	5	1.6
Team	5	0.0	0-1-0	0.0	0	0	0	0.0
Total	5	112.0	107-196-10	54.6	1224	9	74	244.8
Opponents	5	134.4	81-130-2	62.3	928	6	71	185.6

Receiving

Player	gp	no.	yds	avg	td	lg	avg/g
Kenny Odom	4	23	247	10.7	2	74	61.8
Trevon Tate	5	19	220	11.6	1	73	44.0
Eric Willis III	5	14	123	8.8	0	32	24.6
Toric Goins Jr.	4	11	192	17.5	1	49	48.0
Wondame Davis Jr.	4	8	177	22.1	3	44	44.3
Ashten Emory	5	8	51	6.4	2	12	10.2
Hahsaun Wilson	5	4	32	8.0	0	24	6.4
Kam Thomas	1	4	26	6.5	0	13	26.0
Josh Schuchts	1	4	21	5.3	0	11	21.0
Marcus Torres	5	4	22	5.5	0	8	4.4
Marquez Taylor	3	3	12	4.0	0	7	4.0
Jaylan Brown	5	3	37	12.3	0	20	7.4
Judah Ezinwa	4	2	64	32.0	0	33	16.0
Total	5	107	1224	11.4	9	74	244.8
Opponents	5	81	928	11.5	6	71	185.6

Punt Returns

Player	no.	yds	avg	td	lg
Eric Willis III	8	65	8.1	0	23
Kam Thomas	5	24	4.8	0	14
Total	13	89	6.8	0	23
Opponents	15	124	8.3	0	49

Interceptions

Player	no.	yds	avg	td	lg
Xavier Smith	1	5	5.0	0	5
Justin Content	1	0	0.0	0	0
Total	2	5	2.5	0	5
Opponents	10	108	10.8	2	67

Kick Returns

Player	no.	yds	avg	td	lg
Nik Henry	5	51	10.2	0	17
Jet Thompson	4	64	16.0	0	25
Marquez Taylor	3	49	16.3	0	20
Wondame Davis Jr.	1	2	2.0	0	2
Total	13	166	12.8	0	25
Opponents	11	199	18.1	0	27

Fumbles Recovered

Player	no.	yds	avg	td	lg
Jayden Wilson	1	34	34.0	0	34
Joshua Rudolph	1	0	0.0	0	0
Micah Davey	1	0	0.0	0	0
Solo Barnes	1	0	0.0	0	0
Total	4	34	8.5	0	34
Opponents	1	0	0.0	0	0



2025 STATISTICS

Scoring

Player	td	fg	PAT					dpx	saf	pts
			kick	rush	rcv	pass				
Ashten Emory	4	-	-	-	-	-	-	-	24	
Wondame Davis Jr.	3	-	-	-	-	-	-	-	18	
Carlos Arreola	-	3-6	8-9	-	-	-	-	-	17	
Kenny Odom	2	-	-	-	-	-	-	-	12	
Hahsaun Wilson	1	-	-	-	1	-	-	-	8	
Trevon Tate	1	-	-	-	-	-	-	-	6	
Shay Smith	1	-	-	-	-	-	-	-	6	
Toric Goins Jr.	1	-	-	-	-	-	-	-	6	
Tanner Cragun	-	1-1	-	-	-	-	-	-	3	
Cade McConnell	-	-	-	1	-	-	-	-	2	
Josh Schuchts	-	-	-	-	1	-	-	-	2	
Total	13	4-7	8-9	1	2	2	0	0	104	
Opponents	16	7-7	14-14	1	0	0	0	0	133	

Total Offense

Player	g	plays	rush	pass	total	avg/g
Malachi Nelson	5	200	1	1142	1143	228.6
Hahsaun Wilson	5	31	205	0	205	41.0
Ashten Emory	5	44	141	0	141	28.2
Skyler Locklear	2	13	43	74	117	58.5
Kam Thomas	1	16	36	0	36	36.0
Marquez Taylor	3	10	36	0	36	12.0
Shay Smith	5	14	22	8	30	6.0
Kenny Odom	4	2	16	0	16	4.0
Eric Willis III	5	1	4	0	4	0.8
Josh Bell	1	1	4	0	4	4.0
Garrett Hawkins	3	1	2	0	2	0.7
Trevon Tate	5	2	-4	0	-4	-0.8
Team	5	0	0	0	0	0.0
Total	5	336	506	1224	1730	346.0
Opponents	5	343	774	928	1702	340.4

Field Goals

Player	fg	pct.	01-19	20-29	30-39	40-49	50-99	lg	blk
Carlos Arreola	3-6	50.0	0-0	1-1	1-1	1-3	0-1	42	2
Tanner Cragun	1-1	100.0	0-0	0-0	1-1	0-0	0-0	38	0
Opponents	7-7	100.0	0-0	2-2	3-3	2-2	0-0	49	0

Punting

Player	no.	yds	avg	lg	tb	fc	i20	50+	blk
Noah Botsford	25	1114	44.6	66	1	2	6	7	0
Malachi Nelson	2	93	46.5	47	2	0	0	0	0
Total	27	1207	44.7	66	3	2	6	7	0
Opponents	29	1334	46.0	68	2	9	6	10	0

FG Sequence

Team Name	UTEP	Opponents
Utah St.	(42)	(49),(28)
UT Martin	52	(21)
Texas	(39)	(31),(30)
ULM	40,(27)	(44)
Louisiana Tech	47,(38)	(37)

Kickoffs

Player	no.	yds	avg	tb	ob	retn	net	ydIn
Jackson Cleaver	11	703	63.9	7	0			
Noah Botsford	10	564	56.4	1	1			
Total	21	1267	60.3	8	1	11	38.8	26
Opponents	28	1640	58.6	8	1	13	41.5	23

Numbers in (parentheses) indicate field goal was made

All Purpose

Player	g	rush	rcv	pr	kr	ir	total	avg/g
Kenny Odom	4	16	247	0	0	0	263	65.8
Hahsaun Wilson	5	205	32	0	0	0	237	47.4
Trevon Tate	5	-4	220	0	0	0	216	43.2
Eric Willis III	5	4	123	65	0	0	192	38.4
Ashten Emory	5	141	51	0	0	0	192	38.4
Toric Goins Jr.	4	0	192	0	0	0	192	48.0
Wondame Davis Jr.	4	0	177	0	2	0	179	44.8
Marquez Taylor	3	36	12	0	49	0	97	32.3
Kam Thomas	1	36	26	24	0	0	86	86.0
Jet Thompson	4	0	0	0	64	0	64	16.0
Judah Ezinwa	4	0	64	0	0	0	64	16.0
Nik Henry	4	0	0	0	51	0	51	12.8
Skyler Locklear	2	43	0	0	0	0	43	21.5
Jaylan Brown	5	0	37	0	0	0	37	7.4
Shay Smith	5	22	0	0	0	0	22	4.4
Marcus Torres	5	0	22	0	0	0	22	4.4
Josh Schuchts	1	0	21	0	0	0	21	21.0
Xavier Smith	5	0	0	0	0	5	5	1.0
Josh Bell	1	4	0	0	0	0	4	4.0
Garrett Hawkins	3	2	0	0	0	0	2	0.7
Malachi Nelson	5	1	0	0	0	0	1	0.2
Total	5	506	1224	89	166	5	1990	398.0
Opponents	5	774	928	124	199	108	2133	426.6



2025 STATISTICS

##	Player	gp	Tackles				tfl/yds	Sacks no-yds	Pass defense			Fumbles		blkd	
			ua	a	tot				int-yds	brup	qbh	fr-yds	ff	kick	saf
48	Micah Davey	5	20	31	51	2.5-8	1-4	.	.	1	1-0	.	.	.	
4	Neil Campbell	5	15	20	35	4.5-24	1-16	.	2	1	.	1	.	.	
10	Jayden Wilson	5	13	19	32	4.5-15	0.5-4	.	.	1	1-34	1	.	.	
2	Xavier Smith	5	8	24	32	0.5-1	.	1-5	2	1	
18	Justin Content	5	13	17	30	2-4	.	1-0	1	
5	Solo Barnes	5	12	16	28	1-1	.	.	2	.	1-0	1	.	.	
0	Udoka Ezeani	5	14	11	25	8.5-54	4-41	.	1	2	.	2	.	.	
7	KD Johnson	5	4	19	23	3-9	.	.	2	3	
1	Joshua Rudolph	3	5	13	18	1-3	0.5-2	.	.	.	1-0	.	.	.	
12	Donte Thompson	5	5	10	15	1-1	.	.	1	1	
15	Kode Lowe	5	4	10	14	2-4	
32	Elijah Baldwin	5	5	8	13	3-17	2-15	.	1	
90	Ashton Coker	5	4	9	13	2.5-5	
19	Ashaad Hall	4	5	7	12	2-5	2-5	.	1	4	
3	Shakaun Bowser	5	5	5	10	1.5-4	1-4	
43	Garrett Hawkins	3	4	6	10	0.5-1	.	.	.	1	
8	Stratton Shufelt	5	2	8	10	.	.	.	1	
22	Lantz Russell	5	4	4	8	.	.	.	2	
99	Cole Gustafson	5	2	6	8	1.5-7	1.5-7	.	1	2	
92	Tyler Scott	5	1	3	4	
9	Marcell Blocker	3	3	1	4	
6	Ekow Taylor	4	3	.	3	1-9	1-9	
16	Yessman Green	3	2	1	3	0.5-3	0.5-3	
39	Josh Hancock	5	2	1	3	
13	Nik Henry	4	2	.	2	
82	Judah Ezinwa	4	2	.	2	
47	Alex Szczesniak	5	2	.	2	
30	Allen Gant	2	2	.	2	
31	David Wilson	1	.	1	1	
41	Vashon Brunswick II	1	1	.	1	
88	Toric Goins Jr.	4	1	.	1	
1	Ashten Emory	5	.	1	1	
23	Wondame Davis Jr.	4	1	.	1	
24	Jaime Guerrero	5	1	.	1	
53	Ivan Escobar	5	1	.	1	
21	Tyler Jones	3	.	1	1	
Totals		5	168	252	420	43-175	15-110	2-5	17	17	4-34	5	0	0	
Opponents		5	177	140	317	27-111	10-73	10-108	24	14	1-0	2	3	0	



2025 START CHART

OFFENSE

OPPONENT	LT	LG	C	RG	RT	WR	WR	WR/MB/TE	WR/TE	RB/MB	QB
at Utah State	Robinson	Williams	Escobar	Immediato	Utley	Thompson	Odom	Willis III	Ezinwa	Thomas	Nelson
UT Martin	Robinson	Williams	Escobar	Immediato	Utley	Goins Jr.	Odom	Willis III	Ezinwa	Emory	Nelson
at Texas	Robinson	Williams	Escobar	Immediato	Utley	Goins Jr.	Odom	Willis III	Ezinwa	Emory	Nelson
ULM	Robinson	Williams	Escobar	Immediato	Utley	Goins Jr.	Tate	Willis III	Ezinwa	Wilson	Nelson
LA Tech*	Robinson	Williams	Escobar	Immediato	Roberts	Davis Jr.	Odom	Willis III	Schuchts	Wilson	Nelson
Liberty*	-	-	-	-	-	-	-	-	-	-	-
at Sam Houston*	-	-	-	-	-	-	-	-	-	-	-
at Kennesaw State*	-	-	-	-	-	-	-	-	-	-	-
Jax State*	-	-	-	-	-	-	-	-	-	-	-
at Missouri State*	-	-	-	-	-	-	-	-	-	-	-
NM State*	-	-	-	-	-	-	-	-	-	-	-
at Delaware*	-	-	-	-	-	-	-	-	-	-	-

DEFENSE

OPPONENT	DE/DL	NT	DT	Bandit/DE	LB (M)	LB (S)	SPUR/S	CB	S	S	CB
at Utah State	Hall	Scott	Johnson	Ezeani	Davey	Rudolph	Russell	Blocker	Barnes	Smith	Campbell
UT Martin	Hall	Coker	Johnson	Ezeani	Davey	Rudolph	Thompson	Content	Barnes	Smith	Campbell
at Texas	Hall	Coker	Johnson	Ezeani	Davey	Rudolph	Thompson	Content	Barnes	Smith	Campbell
ULM	Hall	Coker	Johnson	Ezeani	Davey	Wilson	Thompson	Content	Barnes	Smith	Campbell
LA Tech*	Gustafson	Coker	Johnson	Ezeani	Davey	Wilson	Thompson	Content	Barnes	Smith	Campbell
Liberty*	-	-	-	-	-	-	-	-	-	-	-
at Sam Houston*	-	-	-	-	-	-	-	-	-	-	-
at Kennesaw State*	-	-	-	-	-	-	-	-	-	-	-
Jax State*	-	-	-	-	-	-	-	-	-	-	-
at Missouri State*	-	-	-	-	-	-	-	-	-	-	-
NM State*	-	-	-	-	-	-	-	-	-	-	-
at Delaware*	-	-	-	-	-	-	-	-	-	-	-



2025 GAME-BY-GAME

RUSHING GAME-BY-GAME

Player	No-Yds/TD	USU	UTM	TX	ULM	LATech
Ashten Emory	44-141/2	6-31/1	10-36/1	11-5/0	6-19/0	11-50/0
Hahsaun Wilson	31-205/1	-	8-117/1	6-39/0	10-21/0	7-28/0
Malachi Nelson	20-1/0	7-2/0	2--2/0	3--3/0	5--15/0	3-19/0
Kam Thomas	16-36/0	16-36/0	DNP	DNP	DNP	DNP
Marquez Taylor	10-36/0	4-18/0	DNP	DNP	1-1/0	5-17/0
Shay Smith	8-22/1	-	-	2-5/1	4-11/0	2-6/0
Skyler Locklear	4-43/0	DNP	3-37/0	DNP	DNP	1-6/0
Kenny Odom	2-16/0	2-16/0	-	-	DNP	-
Trevon Tate	2--4/0	-	-	-	2--4/0	-
Eric Willis III	1-4/0	-	-	1-4/0	-	-
Josh Bell	1-4/0	DNP	1-4/0	DNP	DNP	DNP
Garrett Hawkins	1-2/0	-	1-2/0	-	DNP	DNP

RECEIVING GAME-BY-GAME

Player	No-Yds/TD	USU	UTM	TX	ULM	LATech
Kenny Odom	23-247/2	9-97/1	5-124/1	5-15/0	DNP	4-11/0
Trevon Tate	19-220/1	1-6/0	2-4/0	6-64/0	7-133/1	3-13/0
Eric Willis III	14-123/0	5-35/0	3-25/0	1-4/0	2-41/0	3-18/0
Toric Goins Jr.	11-192/1	1-2/0	3-105/1	5-63/0	2-22/0	DNP
Wondame Davis Jr.	8-177/3	-	-	DNP	6-119/2	2-58/1
Ashten Emory	8-51/2	1-9/0	2-20/2	4-12/0	-	1-10/0
Hahsaun Wilson	4-32/0	1-2/0	-	-	1-24/0	2-6/0
Kam Thomas	4-26/0	4-26/0	DNP	DNP	DNP	DNP
Marcus Torres	4-22/0	-	-	1-6/0	2-14/0	1-2/0
Josh Schuchts	4-21/0	DNP	DNP	DNP	DNP	4-21/0
Jaylan Brown	3-37/0	-	-	1-12/0	2-25/0	-
Marquez Taylor	3-12/0	1-4/0	DNP	DNP	-	2-8/0
Judah Ezinwa	2-64/0	-	-	1-33/0	1-31/0	DNP

PASSING GAME-BY-GAME

#7 Malachi Nelson	Comp	Att	Int	Pct	Yards	TD	Long	Sacked	Effic.
Utah St.	22	34	1	64.7	178	1	34	2-13	112.5
UT Martin	14	26	0	53.8	278	4	74	1-6	194.4
Texas	24	36	2	66.7	209	0	43	2-6	104.3
ULM	22	46	2	47.8	404	3	73	3-22	134.4
Louisiana Tech	18	38	4	47.4	73	0	10	0-0	42.5
Totals	100	180	9	55.6	1142	8	74	8-47	113.5

#8 Shay Smith	Comp	Att	Int	Pct	Yards	TD	Long	Sacked	Effic.
Utah St.	1	2	0	50.0	3	0	3	0-0	62.6
ULM	1	4	0	25.0	5	0	5	0-0	35.5
Totals	2	6	0	33.3	8	0	5	0-0	44.5

#9 Skyler Locklear	Comp	Att	Int	Pct	Yards	TD	Long	Sacked	Effic.
UT Martin	1	3	0	33.3	0	0	0	2-26	33.3
Louisiana Tech	4	6	1	66.7	74	1	35	0-0	191.9
Totals	5	9	1	55.6	74	1	35	2-26	139.1



2025 TEAM GAME-BY-GAME

Date	Opponent	Rushing				Receiving				Passing			Kick Returns				Punt Returns				tot off			
		no.	yds	td	lg	no.	yds	td	lg	cmp	att	int	yds	td	lg	no.	yds	td	lg	no.		yds	td	lg
08/30/2025	at Utah St.	35	103	1	17	23	181	1	34	23	37	1	181	1	34	3	49	0	20	5	24	0	14	284
09/06/2025	UT Martin	25	194	2	94	15	278	4	74	15	29	0	278	4	74	3	64	0	25	2	23	0	15	472
09/13/2025	at Texas	23	50	1	30	24	209	0	43	24	36	2	209	0	43	1	0	0	0	2	5	0	4	259
09/20/2025	ULM	28	33	0	8	23	409	3	73	23	50	2	409	3	73	6	53	0	17	2	24	0	23	442
09/27/2025	Louisiana Tech	29	126	0	13	22	147	1	35	22	44	5	147	1	35	0	0	0	0	2	13	0	13	273
UTEP		140	506	4	94	107	1224	9	74	107	196	10	1224	9	74	13	166	0	25	13	89	0	23	1730
Opponents		213	774	8	72	81	928	6	71	81	130	2	928	6	71	11	199	0	27	15	124	0	49	1702

UTEP Averages

Games	Avg/ rush	Avg/ catch	Pass effc	KR avg	PR avg	All purpose avg/game	Total offense avg/game
5	3.6	11.4	112.0	12.8	6.8	398.0	346.0

Date	Opponent	Tackles			Sacks no-yds	Fumble		Pass Defense			blkd kick	PAT attempts			off				
		ua	a	total		tfl-yds	ff	fr-yds	int-yds	qbh		brup	kick	rush	rcv	saf	t/o	pts	
08/30/2025	at Utah St.	37	34	71	12.0-51	6-34	0	0-0	0-0	2	4	0	1-1	0	0	0	0	0	16
09/06/2025	UT Martin	41	54	95	11.0-45	4-34	1	1-0	0-0	6	3	0	4-5	1	0	0	7	42	
09/13/2025	at Texas	37	64	101	5.0-13	0-0	0	0-0	1-5	4	3	0	1-1	0	0	0	0	10	
09/20/2025	ULM	21	46	67	6.0-13	0-0	1	0-0	0-0	3	2	0	2-2	0	1	0	0	25	
09/27/2025	Louisiana Tech	32	54	86	9.0-53	5-42	3	3-34	1-0	2	5	0	0-0	0	1	0	0	11	
UTEP		168	252	420	43.0-175	15-110	5	4-34	2-5	17	17	0	8-9	1	2	0	7	104	
Opponents		177	140	317	27.0-111	10-73	2	1-0	10-108	14	24	3	14-14	1	0	0	36	133	

Date	Opponent	Punting										Field Goals			Kickoffs				
		no.	yds	avg	long	blkd	tb	fc	50+	i20	md-att	long	blkd	no.	yds	avg	tb	ob	
08/30/2025	at Utah St.	9	428	47.6	64	0	2	1	2	1	1-1	42	0	4	250	62.5	1	1	
09/06/2025	UT Martin	5	250	50.0	66	0	0	0	1	3	0-1	0	1	7	428	61.1	2	0	
09/13/2025	at Texas	5	210	42.0	58	0	0	0	2	1	1-1	39	0	3	142	47.3	0	0	
09/20/2025	ULM	3	126	42.0	53	0	0	0	1	0	1-2	27	0	5	320	64.0	4	0	
09/27/2025	Louisiana Tech	5	193	38.6	58	0	1	1	1	1	1-2	38	1	2	127	63.5	1	0	
UTEP		27	1207	44.7	66	0	3	2	7	6	4-7	42	2	21	1267	60.3	8	1	
Opponents		29	1334	46.0	68	0	2	9	10	6	7-7	49	0	28	1640	58.6	8	1	



2025 GAME-BY-GAME COMPARISON

Opponent	Score	First Downs				Rushing Number-Yards	Passing		Total Offense Plays-Yards	Return Yards	Turn- Overs	
		Total	Rush	Pass	Pen		Comp-Att.-Int	Yards				
Utah St.	16-28	19 / 18	7 / 7	9 / 10	3 / 1	35-103 / 33-127	23-37-1 / 19-28-0		181 / 233	72-284 / 61-360	73 / 57	1 / 0
UT Martin	42-17	14 / 19	5 / 5	9 / 12	0 / 2	25-194 / 40-76	15-29-0 / 24-36-0		278 / 295	54-472 / 76-371	87 / 125	1 / 1
Texas	10-27	13 / 23	3 / 15	7 / 6	3 / 2	23-50 / 56-226	24-36-2 / 11-25-1		209 / 114	59-259 / 81-340	10 / 131	2 / 1
ULM	25-31	21 / 18	2 / 9	15 / 7	4 / 2	28-33 / 42-250	23-50-2 / 9-15-0		409 / 149	78-442 / 57-399	77 / 5	2 / 0
Louisiana Tech	11-30	15 / 16	6 / 8	8 / 5	1 / 3	29-126 / 42-95	22-44-5 / 18-26-1		147 / 137	73-273 / 68-232	47 / 113	5 / 4
Totals	104-133	82 / 94	23 / 44	48 / 40	11 / 10	140-506 / 213-774	107-196-10 / 81-130-2		1224 / 928	336-1730 / 343-1702	294 / 431	11 / 6

Opponents	3rd Down Conversion	4th Down Conversion	Time of Possession	TOP Margin	Avg Yds/Rush	Avg Yds/Pass	Avg Yds/Play	Punting Number-Avg	Penalties Number-Yards	Sacks
Utah St.	4-15 / 2-12	2-2 / 0-0	29:23 / 30:37	-01:14	2.9 / 3.8	4.9 / 8.3	3.9 / 5.9	9-47.6 / 7-47.4	7-63.0 / 11-73.0	6 / 2
UT Martin	4-10 / 4-17	0-0 / 2-6	21:12 / 38:48	-17:36	7.8 / 1.9	9.6 / 8.2	8.7 / 4.9	5-50.0 / 6-47.0	4-40.0 / 6-35.0	4 / 3
Texas	4-14 / 5-16	0-3 / 2-5	23:13 / 36:47	-13:34	2.2 / 4.0	5.8 / 4.6	4.4 / 4.2	5-42.0 / 4-47.8	6-33.0 / 7-78.0	0 / 2
ULM	8-19 / 2-10	1-4 / 0-1	28:09 / 31:51	-03:42	1.2 / 6.0	8.2 / 9.9	5.7 / 7.0	3-42.0 / 6-39.0	8-80.0 / 12-98.0	0 / 3
Louisiana Tech	6-17 / 4-14	1-3 / 0-1	27:45 / 32:15	-04:30	4.3 / 2.3	3.3 / 5.3	3.7 / 3.4	5-38.6 / 6-49.2	5-50.0 / 5-49.0	5 / 0
Totals	26-75 / 17-69	4-12 / 4-13	129:42 / 170:18	-40:36	3.6 / 3.6	6.2 / 7.1	5.1 / 5.0	27-44.7 / 29-46.0	30-266.0 / 41-333.0	15 / 10

Note: Game totals are displayed in the format TEAM/OPPONENT for each category



UTEP INDIVIDUAL CAREER HIGHS

CARLOS ARREOLA (K)

Points scored _____ 5, vs. ULM (9/20/25)
 Kick PATs _____ 4, vs. UTM (9/6/25)
 Points by kicking _____ 4, 2x, last vs. UTM (9/6/25)
 Field goals made _____ 1, 2x, last vs. ULM (9/20/25)
 Field goals attempts _____ 2, vs. ULM (9/20/25)
 Long field goal _____ 42, at USU (8/30/25)

ELIJAH BALDWIN (DL)

Tackles _____ 6, at UT (9/13/25)
 Sacks _____ 1.5, at USU (8/30/25)
 Tackles for loss _____ 1.5, at USU (8/30/25)
 Pass breakups _____ 1, at USU (8/30/25)

SOLO BARNES (S)

Tackles _____ 8, 2x, last vs. ULM (9/20/25)
 Tackles for loss _____ 1.0, at UT (9/13/25)
 Pass breakups _____ 1, 2x, last vs. LT (9/27/25)
 Forced fumble _____ 1, vs. ULM (9/20/25)
 Fumble recovery _____ 1, vs. LT (9/27/25)

JOSH BELL (RB)

Rush attempts _____ 1, vs. UTM (9/6/25)
 Rushing yards _____ 4, vs. UTM (9/6/25)
 Long rush _____ 4, vs. UTM (9/6/25)
 Total offense yards _____ 4, vs. UTM (9/6/25)
 All-purpose yards _____ 4, vs. UTM (9/6/25)

MARCELL BLOCKER (CB)

Tackles _____ 3, at USU (8/30/25)

NOAH BOTSFORD (P)

Punts _____ 8, at USU (8/30/25)
 Punt yards _____ 381, at USU (8/30/25)
 Punt average _____ 50.0, vs. UTM (9/6/25)
 Long punt _____ 66, vs. UTM (9/6/25)

SHAKAUN BOWSER (DL)

Tackles _____ 4, at UT (9/13/25)
 Sacks _____ 1.0, vs. UTM (9/6/25)
 Tackles for loss _____ 1.5, vs. UTM (9/6/25)

JAYLAN BROWN (WR)

Receptions _____ 2, vs. ULM (9/20/25)
 Receiving Yards _____ 25, vs. ULM (9/20/25)
 Long reception _____ 20, vs. ULM (9/20/25)
 All-purpose yards _____ 25, at UT (9/13/25)

DYLAN BROWN-TURNER (LB)

Tackles _____ 2, at WKU (10/10/24)

VASHON BRUNSWICK II (LB)

Tackles _____ 1, at UT (9/13/25)

NEIL CAMPBELL (CB)

Tackles _____ 11, vs. ULM (9/20/25)
 Sacks _____ 1.0, vs. UTM (9/6/25)
 Tackles for loss _____ 2.5, vs. UTM (9/6/25)
 Forced fumble _____ 1, vs. UTM (9/6/25)
 Pass breakup _____ 1, 2x, at UT (9/13/25)
 QB hurry _____ 1, vs. ULM (9/20/25)

ASHTON COKER (DT)

Tackles _____ 5, vs. LT (9/27/25)
 Tackles for loss _____ 2.0, vs. UTM (9/6/25)

JUSTIN CONTENT (CB)

Tackles _____ 13, vs. LT (9/27/25)
 Tackles for loss _____ 1.0, at UT (9/13/25)
 Interceptions _____ 1, vs. LT (9/27/25)
 Pass Breakups _____ 1, 2x, last vs. ULM (9/20/25)

TANNER CRAGUN (K)

Points scored _____ 3, vs. LT (9/27/25)
 Points by kicking _____ 3, vs. LT (9/27/25)
 Field goals made _____ 1, vs. LT (9/27/25)
 Field goals attempts _____ 1, vs. LT (9/27/25)
 Long field goal _____ 38, vs. LT (9/27/25)

MICAH DAVEY (LB)

Tackles _____ 14, vs. UTM (9/6/25)
 Tackles for loss _____ 1.0, at USU (8/30/25)
 Sacks _____ 1.0, at USU (8/30/25)
 QB hurries _____ 1, vs. UTM (9/6/25)
 Fumble recovery _____ 1, vs. LT (9/27/25)

WONDAME DAVIS JR. (WR)

Points Scored _____ 12, vs. ULM (9/20/25)
 Receptions _____ 6, vs. ULM (9/20/25)
 Receiving Yards _____ 119, vs. ULM (9/20/25)
 Long Reception _____ 44, vs. ULM (9/20/25)
 Receiving TDs _____ 2, vs. ULM (9/20/25)
 Kickoff Returns _____ 1, vs. ULM (9/20/25)
 Kickoff Yards _____ 2, vs. ULM (9/20/25)
 Long KOR _____ 2, vs. ULM (9/20/25)
 All-purpose yards _____ 121, vs. ULM (9/20/25)

ASHTEN EMORY (RB)

Points Scored _____ 18, vs. UTM (9/6/25)
 Rush attempts _____ 11, 2x, last vs. LT (9/27/25)
 Rushing yards _____ 50, vs. LT (9/27/25)
 Rush TD _____ 1, 2x, last vs. UTM (9/6/25)
 Long rush _____ 13, vs. LT (9/27/25)
 Receptions _____ 4, at UT (9/13/25)
 Receiving Yards _____ 20, vs. UTM (9/6/25)
 Long reception _____ 12, vs. UTM (9/6/25)
 Receiving TDs _____ 2, vs. UTM (9/6/25)
 Total offense attempts _____ 15, at UT (9/13/25)
 Total offense yards _____ 36, vs. UTM (9/6/25)
 All-purpose yards _____ 60, vs. LT (9/27/25)

UDOKA EZEANI (BANDIT)

Tackles _____ 7, at USU (8/30/25)
 Sacks _____ 2.0, vs. LT (9/27/25)
 Tackles for loss _____ 4.0, at USU (8/30/25)
 QB hurry _____ 1, 2x, at UT (9/13/25)
 Forced fumble _____ 2, vs. LT (9/27/25)
 Pass breakups _____ 1, at UT (9/13/25)

JUDAH EZINWA (TE)

Receptions _____ 1, 2x, last vs. ULM (9/20/25)
 Receiving Yards _____ 33, at UT (9/13/25)
 Long reception _____ 33, at UT (9/13/25)
 Total offense attempts _____ 1, at UT (9/13/25)
 All-purpose yards _____ 33, at UT (9/13/25)

MASON FERGUSON (WR)

Receptions _____ 1, vs. ULM (9/20/25)
 Receiving Yards _____ 7, vs. ULM (9/20/25)
 Long reception _____ 7, vs. ULM (9/20/25)
 All-purpose yards _____ 7, vs. ULM (9/20/25)

ALLEN GANT (S)

Tackles _____ 1, 2x, last at UT (9/13/25)

TORIC GOINS JR. (WR)

Points Scored _____ 6, vs. UTM (9/6/25)
 Receptions _____ 5, at UT (9/13/25)
 Receiving Yards _____ 105, vs. UTM (9/6/25)
 Long reception _____ 49, vs. UTM (9/6/25)
 Receiving TDs _____ 1, vs. UTM (9/6/25)
 All-purpose yards _____ 105, vs. UTM (9/6/25)

YESSMAN GREEN (CB)

Tackles _____ 2, vs. UTM (9/6/25)
 Sacks _____ 0.5, vs. UTM (9/6/25)
 Tackles for loss _____ 0.5, vs. UTM (9/6/25)

JAIME GUERRERO (S)

Tackles _____ 1, 3x, last vs. UTM (9/6/25)

COLE GUSTAFSON (DL)

Tackles _____ 4, vs. LT (9/27/25)
 Sacks _____ 1.0, vs. LT (9/27/25)
 Tackles for loss _____ 1.0, vs. LT (9/27/25)
 QB hurry _____ 1, 2x, last vs. LT (9/27/25)
 Pass breakup _____ 1, vs. LT (9/27/25)

ASHAAD HALL (DL)

Tackles _____ 3, at USU (8/30/25)
 Sacks _____ 2.0, at USU (8/30/25)
 Tackles for loss _____ 2.0, at USU (8/30/25)
 Pass breakup _____ 1, vs. UTM (9/6/25)
 QB hurry _____ 2, vs. ULM (9/20/25)

JOSH HANCOCK (LB)

Tackles _____ 2, at USU (8/30/25)

CADEN HARRIS (WR)

Kickoff Returns _____ 1, 2x, last at MT (11/18/23)
 Kickoff Yards _____ 28, at NU (9/9/23)
 Long KOR _____ 28, at NU (9/9/23)
 All-purpose yards _____ 28, at NU (9/9/23)

GARRETT HAWKINS (LB)

Tackles _____ 5, 2x, last at UT (9/13/25)
 Tackles for loss _____ 0.5, vs. UTM (9/6/25)
 QB hurries _____ 1, vs. UTM (9/6/25)
 Rush attempts _____ 1, vs. UTM (9/6/25)
 Rushing yards _____ 2, vs. UTM (9/6/25)
 Long rush _____ 2, vs. UTM (9/6/25)
 Total offense yards _____ 2, vs. UTM (9/6/25)
 All-purpose yards _____ 2, vs. UTM (9/6/25)

NIK HENRY (WR)

Tackles _____ 1, 2x, last vs. UTM (9/6/25)
 Kickoff Returns _____ 5, vs. ULM (9/20/25)
 Kickoff Yards _____ 51, vs. ULM (9/20/25)
 Long KOR _____ 17, vs. ULM (9/20/25)
 All-purpose yards _____ 51, vs. ULM (9/20/25)

KD JOHNSON (DT)

Tackles _____ 8, 2x, last at UT (9/13/25)
 Tackles for loss _____ 2.0, vs. SUU (9/7/24)
 Sacks _____ 2.0, vs. SUU (9/7/24)
 QB Hurries _____ 2, at UT (9/13/25)
 Pass breakups _____ 1, at UT (9/13/25)

TYLER JONES (S)

Tackles _____ 1, at USU (8/30/25)

SKYLER LOCKLEAR (QB)

Points Scored _____ 12, vs. SUU (9/7/24)
 Pass attempts _____ 43, at LU (9/14/24)
 Pass completions _____ 28, vs. KSU (11/9/24)
 Pass yards _____ 327, vs. KSU (11/9/24)
 Pass TDs _____ 4, vs. KSU (11/9/24)
 Long pass _____ 69, at NM State (11/30/24)
 Rush attempts _____ 15, vs. SUU (9/7/24)
 Rush yards _____ 47, vs. SUU (9/7/24)
 Long rush _____ 63, vs. UTM (9/6/25)
 Rushing TDs _____ 1, vs. SUU (9/7/24)
 Receptions _____ 1, 3x, last at UT (11/23/24)
 Receiving Yards _____ 27, at UT (11/23/24)
 Long reception _____ 27, at UT (11/23/24)
 Receiving TDs _____ 1, vs. SUU (9/7/24)
 Total offense att. _____ 45, vs. SUU (9/7/24)
 Total offense yards _____ 357, vs. KSU (11/9/24)
 All-purpose yards _____ 51, vs. SUU (9/7/24)

KODE LOWE (S)

Tackles _____ 8, vs. ULM (9/20/25)
 Tackles for loss _____ 2.0, vs. ULM (9/20/25)



UTEP INDIVIDUAL CAREER HIGHS

CADE MCCONNELL (QB)

Points Scored _____ 2, vs. UTM (9/6/25)
 Pass attempts _____ 41, at MT (11/18/23)
 Pass completions _____ 24, at MT (11/18/23)
 Pass yards _____ 364, at MT (11/18/23)
 Pass TDs _____ 2, 3x, last at CSU (9/21/24)
 Long pass _____ 80, 2x, last at MT (11/18/23)
 Rush attempts _____ 6, 2x, last at MT (11/18/23)
 Rush yards _____ 15, at SH (10/25/23)
 Long rush _____ 13, at SH (10/25/23)
 Total offense att. _____ 47, at MT (11/18/23)
 Total offense yards _____ 354, at MT (11/18/23)
 All-purpose yards _____ 13, at SH (10/25/23)

MALACHI NELSON (QB)

Pass attempts _____ 46, vs. ULM (9/20/25)
 Pass completions _____ 24, at UT (9/13/25)
 Pass yards _____ 404, vs. ULM (9/20/25)
 Pass TDs _____ 4, vs. UTM (9/6/25)
 Long pass _____ 74, vs. UTM (9/6/25)
 Rush attempts _____ 7, at USU (8/30/25)
 Rush yards _____ 2, at USU (8/30/25)
 Long rush _____ 5, at USU (8/30/25)
 Total offense attempts _____ 51, vs. ULM (9/20/25)
 Total offense yards _____ 389, vs. ULM (9/20/25)
 All-purpose yards _____ 2, at USU (8/30/25)
 Punts _____ 1, at USU (8/30/25)
 Punt yards _____ 47, at USU (8/30/25)
 Punt average _____ 47.0, at USU (8/30/25)
 Long punt _____ 47, at USU (8/30/25)

ASHTON NICKELBERRY (WR)

Receptions _____ 2, vs. MTSU (11/2/24)
 Receiving Yards _____ 29, at CSU (9/21/24)
 Long reception _____ 29, at CSU (9/21/24)
 Kickoff Returns _____ 2, vs. MTSU (11/2/24)
 Kickoff Yards _____ 24, vs. MTSU (11/2/24)
 Long KOR _____ 21, vs. KSU (11/9/24)
 All-purpose yards _____ 39, vs. MTSU (11/2/24)

KENNY ODOM (WR)

Points Scored _____ 18, vs. KSU (11/9/24)
 Receptions _____ 9, at USU (8/30/25)
 Receiving Yards _____ 128, at CSU (9/21/24)
 Long reception _____ 76, at WKU (10/10/24)
 Receiving TDs _____ 3, vs. KSU (11/9/24)
 Rush attempts _____ 2, at USU (8/30/25)
 Rush yards _____ 16, at USU (8/30/25)
 Long rush _____ 10, at USU (8/30/25)
 Kickoff Returns _____ 3, vs. SH (10/3/24)
 Kickoff Yards _____ 48, vs. SH (10/3/24)
 Long KOR _____ 23, at CSU (9/21/24)
 All-purpose yards _____ 151, at CSU (9/21/24)
 Tackles _____ 2, vs. MTSU (11/2/24)

JOSHUA RUDOLPH (LB)

Tackles _____ 8, 2x, last vs. UTM (9/6/25)
 Tackles for loss _____ 1.0, at USU (8/30/25)
 Sacks _____ 0.5, at USU (8/30/25)
 Fumble recovery _____ 1, vs. UTM (9/6/25)

LANTZ RUSSELL (S)

Tackles _____ 12, vs. SH (10/3/24)
 Sacks _____ 1.0, 2x, last vs. FIU (10/16/24)
 Tackles for loss _____ 2.0, at WKU (10/10/24)
 Pass Breakups _____ 1, 4x, last vs. LT (9/27/25)
 Interceptions _____ 1, 2x, last vs. FIU (10/16/24)

TYLER SCOTT (DL)

Tackles _____ 2, vs. UTM (9/6/25)

STRATTON SHUFELT (LB)

Tackles _____ 7, at WKU (10/10/24)
 Pass Breakups _____ 1, 2x, last vs. UTM (9/6/25)
 QB hurries _____ 1, at WKU (10/10/24)

SHAY SMITH (QB)

Points Scored _____ 6, 2x, last at UT (9/13/25)
 Pass attempts _____ 4, vs. ULM (9/20/25)
 Pass completions _____ 2, at NEB (8/31/24)
 Pass yards _____ 14, at NEB (8/31/24)
 Long pass _____ 11, at NEB (8/31/24)
 Rush attempts _____ 4, vs. ULM (9/20/25)
 Rush yards _____ 11, vs. ULM (9/20/25)
 Long rush _____ 8, vs. ULM (9/20/25)
 Rush TDs _____ 1, 2x, last at UT (9/13/25)
 Total offense attempts _____ 8, vs. ULM (9/20/25)
 Total offense yards _____ 16, vs. ULM (9/20/25)
 All-purpose yards _____ 11, vs. ULM (9/20/25)

XAVIER SMITH (S)

Tackles _____ 10, at LU (9/14/24)
 Fumbles recovered _____ 1, at LU (9/14/24)
 Pass Breakups _____ 2, vs. KSU (11/9/24)
 QB hurries _____ 1, vs. UTM (9/6/25)
 Interceptions _____ 1, at UT (9/13/25)

ALEX SZCZESNIAK (LB)

Tackles _____ 1, vs. UTM (9/6/25)

TREVON TATE (WR)

Points Scored _____ 6, vs. ULM (9/20/25)
 Receptions _____ 7, vs. ULM (9/20/25)
 Receiving Yards _____ 133, vs. ULM (9/20/25)
 Long reception _____ 73, at UT (9/13/25)
 Receiving TDs _____ 1, vs. ULM (9/20/25)
 All-purpose yards _____ 122, vs. ULM (9/20/25)

MARQUEZ TAYLOR (RB)

Rush attempts _____ 5, vs. LT (9/27/25)
 Rushing yards _____ 18, at USU (8/30/25)
 Long rush _____ 10, at USU (8/30/25)
 Receptions _____ 2, vs. LT (9/27/25)
 Receiving Yards _____ 8, vs. LT (9/27/25)
 Long reception _____ 7, vs. LT (9/27/25)
 Kickoff Returns _____ 3, at USU (8/30/25)
 Kickoff Return Yards _____ 49, at USU (8/30/25)
 Long KR _____ 20, at USU (8/30/25)
 Total offense attempts _____ 5, at USU (8/30/25)
 Total offense yards _____ 18, at USU (8/30/25)
 All-purpose yards _____ 71, at USU (8/30/25)

EKOW TAYLOR (BANDIT)

Tackles _____ 2, vs. SUU (9/7/24)
 Sacks _____ 1.0, vs. LT (9/27/25)
 Tackles for loss _____ 1.0, vs. LT (9/27/25)

KAM THOMAS (MB)

Points Scored _____ 6, 2x, last at NMSU (11/30/24)
 Rush attempts _____ 16, at USU (8/30/25)
 Rushing yards _____ 36, at USU (8/30/25)
 Long rush _____ 17, at USU (8/30/25)
 Receptions _____ 8, at LU (9/14/24)
 Receiving Yards _____ 99, vs. SUU (9/7/24)
 Long reception _____ 69, at NM State (11/30/24)
 Receiving TDs _____ 1, at NEB (8/31/24)
 Punt Returns _____ 5, at USU (8/30/25)
 Punt Return Yards _____ 29, at NEB (8/31/24)
 Long PR _____ 92, at NMSU (11/30/24)
 PR TD _____ 1, at NMSU (11/30/24)
 Kickoff Returns _____ 3, at LU (9/14/24)
 Kickoff Return Yards _____ 43, at LU (9/14/24)
 Long KOR _____ 23, vs. SUU (9/7/24)
 Total offense attempts _____ 11, at LU (9/14/24)
 Total offense yards _____ 26, vs. SH (8/31/24)
 All-purpose yards _____ 199, at NMSU (11/30/24)

DONTE THOMPSON (SPUR)

Tackles _____ 7, at UT (9/13/25)
 Tackles for loss _____ 1, vs. UTM (9/6/25)
 Pass breakup _____ 1, at USU (8/30/25)
 QB hurry _____ 1, at USU (8/30/25)

JET THOMPSON (WR)

Kickoff Returns _____ 3, vs. UTM (9/6/25)
 Kickoff Yards _____ 63, vs. UTM (9/6/25)
 Long KOR _____ 25, vs. UTM (9/6/25)
 All-purpose yards _____ 63, vs. UTM (9/6/25)

MARCUS TORRES (WR)

Receptions _____ 2, vs. ULM (9/20/25)
 Receiving Yards _____ 14, vs. ULM (9/20/25)
 Long reception _____ 8, vs. ULM (9/20/25)
 All-purpose yards _____ 8, vs. ULM (9/20/25)

ERIC WILLIS III (WR)

Receptions _____ 5, at USU (8/30/25)
 Receiving Yards _____ 41, vs. ULM (9/20/25)
 Long reception _____ 32, vs. ULM (9/20/25)
 Rush attempts _____ 1, at UT (9/13/25)
 Rush yards _____ 4, at UT (9/13/25)
 Long rush _____ 4, at UT (9/13/25)
 Punt Returns _____ 2, 2x, last vs. ULM (9/20/25)
 Punt Return Yards _____ 24, vs. ULM (9/20/25)
 Long PR _____ 23, vs. ULM (9/20/25)
 All-purpose yards _____ 65, vs. ULM (9/20/25)

DAVID WILSON (DB)

Tackles _____ 1, vs. UTM (9/6/25)

HAHSAUN WILSON (RB)

Points Scored _____ 6, vs. UTM (9/6/25)
 Rush attempts _____ 8, vs. UTM (9/6/25)
 Rushing yards _____ 117, vs. UTM (9/6/25)
 Rush TD _____ 1, vs. UTM (9/6/25)
 Long rush _____ 94, vs. UTM (9/6/25)
 Receptions _____ 1, 2x, last vs. ULM (9/20/25)
 Receiving Yards _____ 24, vs. ULM (9/20/25)
 Long reception _____ 24, vs. ULM (9/20/25)
 Total Offense _____ 117, vs. UTM (9/6/25)
 All-purpose yards _____ 117, vs. UTM (9/6/25)



JAYDEN WILSON (LB)

Tackles _____ 9, vs. LT (9/27/25)
 Sacks _____ 0.5, vs. LT (9/27/25)
 Tackles for loss _____ 1.5, at UT (9/13/25)
 QB hurry _____ 1, at USU (8/30/25)
 Forced fumble _____ 1, vs. LT (9/27/25)
 Fumble recovery _____ 1, vs. LT (9/27/25)



UTEP FOOTBALL 2025 RECAPS

Game #1

 UTEP (0-1, 0-0)	16
 Utah State (1-0, 0-0)	28

Logan, Utah • Merlin Olsen Field (16,448)
Aug. 30, 2025

UTEP took a lead late in the first quarter after Malachi Nelson's 34-yard touchdown pass to Kenny Odom, but Utah State would go on to outscore the Miners 25-9 on its way to a 28-16 final on Aug. 30 in Merlin Olsen Field at Maverik Stadium.

UTEP (0-1) struggled on offense, gaining 284 yards of total offense on 72 plays, while Utah State (1-0) tallied 360 yards on 61 plays. The Miners tallied 19 first downs to the Aggies' 18.

Nelson, who made his first collegiate start, finished the game 22-of-34 passing for 178 yards, a touchdown and an interception. Odom recorded a career-high nine receptions for 97 yards and a touchdown. Overall, Odom had 113 all-purpose yards after gaining 16 on two carries. Eric Willis III, who made his Miner debut, hauled in five receptions for 35 yards.

Defensively, multiple student-athletes make their UTEP debut. Joshua Rudolph tallied eight tackles, tied for second most on the night, and had a half sack. Ashaad Hall posted 2.0 sacks, while Udoka Ezeani tallied a sack and seven tackles. Micah Davey finished with eight tackles and a sack.

The defense racked up six sacks, while returnee Xavier Smith led the defense with nine tackles. Redshirt freshman Elijah Baldwin tallied his first career sack with 1.5.

Utah State opened the contest with an early 3-0 lead following a Tanner Rinker 49-yard field goal at the 9:48 mark. The Aggies drove 49 yards on 10 plays (5:09).

The Miners answered on their second possession when Nelson threw his first collegiate touchdown pass. He found Odom on a 34-yard toss that gave UTEP the lead. Carlos Arreola, in his UTEP debut, hit the PAT for a 7-3 advantage at the 4:30 mark of the first quarter. Nelson led the "Blue Blaze" on a 61-yard drive on four plays that took only 1:08 off the clock.

SCORE BY QUARTERS

TEAM	1ST	2ND	3RD	4TH	TOTAL
UTEP	7	3	0	6	16
USU	10	10	8	0	28

QTR TIME SCORING PLAY

1st	09:48	USU - Rinker 49-yard FG, 10-49, 05:09
	04:30	UTEP - Odom 38-yard pass from Nelson (Arreola kick), 4-61, 01:08
	00:18	USU - Davis 58-yard rush (Rinker kick), 1-58, 00:12
2nd	08:36	USU - Rinker 28-yard FG, 12-62, 04:52
	01:56	USU - Lane 52-yard pass from Barnes (Rinker kick), 5-80, 01:43
	00:02	UTEP - Arreola 42-yard FG, 11-56, 01:49
3rd	08:35	USU - Barnes 12-yard rush (Garcia rush), 6-93, 02:37
4th	13:48	UTEP - Emory 2-yard rush (Odom pass from Nelson failed), 7-69, 02:29

TEAM STATISTICS

	UTEP	USU
First Downs	19	18
Rushing Attempts-Yards	35-103	33-127
Passing Yards	181	233
Passes	23-37-1	19-28-0
Total Offense	284	360
Punt Returns-Yards	5-24	5-22
Kickoff Returns-Yards	3-49	2-35
Punts-Average	9-47.6	7-47.4
Fumbles-Lost	0-0	0-0
Penalties-Yards	7-63	11-73
Time of Possession	29:23	30:37

UTEP Leaders

	C-A-I	YDS	TD	LG
Passing				
Nelson	22-34-1	178	1	34
Rushing				
Thomas	16	36	0	17
Emory	6	31	1	11
Receiving				
Odom	9	97	1	34
Willis III	5	35	0	14
Tackles				
Smith	4-5-9	0.0-0	0.0-1	0
Rudolph	3-5-8	0.5-2	1.0-3	0

USU Leaders

	C-A-I	YDS	TD	LG
Passing				
Barnes	19-28-0	233	1	52
Rushing				
Davis	12	88	1	58
Barnes	15	29	1	18
Receiving				
Davis	6	61	0	30
Pegan	5	38	0	14
Tackles				
Smith	8-3-11	0.0-0	0.0-0	0
Miller	3-7-10	1.0-7	1.5-8	1

Game #2

 UT Martin (0-2, 0-0)	17
 UTEP (1-1, 0-0)	42

El Paso, Texas • Sun Bowl Stadium (31,112)
Sept. 6, 2025

Malachi Nelson threw four touchdowns, Hahsaun Wilson rushed for 117 yards, including breaking off the longest play from scrimmage in program history, Ashton Emory totaled three touchdowns, Kenny Odom (124) and Toric Goins Jr. (105) each hit the century mark in receiving yards, and Micah Davey racked up 14 tackles to lead UTEP in a dominant 42-17 victory over UT Martin in front of 31,112 rowdy fans in the Sun Bowl on Sept. 6.

The Miners (1-1) won their first home opener in two years while the "Blue Blaze" offense amassed 472 yards of total offense, the most during the Scotty Walden era. The Miners scored four touchdowns on their first six drives on the way to staking a commanding 28-7 halftime lead. UTEP extended its cushion to as many as 32 (42-10) before settling for the 25-point triumph. It marked the largest victory since 2022.

The Skyhawks, who had won 34 games in their previous four years, dropped to 0-2 on the season.

UTEP rushed for 194 yards on 25 attempts (7.8 avg.), but it was a much different story for the visitors. The "Orange Swarm" defense shut down the UTM ground attack, allowing only 76 yards on 40 rush attempts (1.9 avg.). It was the fewest rushing yards by a Miners' opponent with at least 40 attempts since 1971.

Nelson finished the night 14-of-26 with career highs in passing yards (278) and touchdown tosses (four). He was only sacked once, while he completed a career-long 74-yard touchdown strike to Odom in the third quarter.

Wilson highlighted the evening with a 94-yard scoring sprint, the longest play from scrimmage in program history.

SCORE BY QUARTERS

TEAM	1ST	2ND	3RD	4TH	TOTAL
UTM	0	7	3	7	17
UTEP	7	21	14	0	42

QTR TIME SCORING PLAY

1st	11:34	UTEP - Emory 2-yard rush (Arreola kick), 4-25, 00:50
2nd	14:48	UTM - Bailey 11-yard rush (Hechter kick), 5-33, 02:02
	12:27	UTEP - Goins Jr. 48-yard pass from Nelson (Arreola kick), 6-76, 02:07
	08:02	UTEP - Emory 8-yard pass from Nelson (McConnell rush), 6-76, 02:35
	05:00	UTEP - Wilson 94-yard rush (Arreola kick blocked), 2-96, 00:35
3rd	07:21	UTM - Hechter 21-yard FG, 13-68, 06:14
	06:25	UTEP - Odom 74-yard pass from Nelson (Arreola kick), 2-70, 00:48
	03:11	UTEP - Emory 12-yard pass from Nelson (Arreola kick), 4-34, 01:15
4th	12:07	UTM - Wilson 20-yard pass from Bauer (Hechter kick), 12-79, 05:58

TEAM STATISTICS

	UTM	UTEP
First Downs	19	14
Rushing Attempts-Yards	40-76	25-194
Passing Yards	295	278
Passes	24-36-0	15-29-0
Total Offense	371	472
Punt Returns-Yards	5-31	2-23
Kickoff Returns-Yards	5-294	3-64
Punts-Average	6-47.0	5-50.0
Fumbles-Lost	1-1	1-1
Penalties-Yards	6-35	4-40
Time of Possession	38:48	21:12

UTEP Leaders

	C-A-I	YDS	TD	LG
Passing				
Nelson	14-26-0	278	4	74
Rushing				
Wilson	8	117	1	94
Locklear	3	37	0	63
Receiving				
Odom	5	124	1	74
Goins Jr.	3	105	1	49
Tackles				
Davey	8-6-14	0.0-0	0.0-0	1
Content	2-7-9	0.0-0	0.0-0	0


UTM Leaders

	C-A-I	YDS	TD	LG
Passing				
Berry	10-17-0	75	0	27
Rushing				
Lambson	20	183	2	46
Berry	13	53	0	21
Receiving				
Mitchell	3	62	1	40
Carr	2	32	0	27
Tackles				
Dawkins	5-4-9	1.0-6	2.5-8	1
Stevenson	6-2-8	0.0-0	0.0-0	0



UTEP FOOTBALL 2025 RECAPS

Game #3

 UTEP (1-2, 0-0)	10
#7 Texas (2-1, 0-0)	27

**Austin, Texas • DKR (102,025)
Sept. 13, 2025**

The UTEP football team battled #7 Texas on virtually even terms for the first two periods on Saturday, before the Longhorns slowly pulled away in the second half for a 27-10 victory on a hot and humid Saturday afternoon in Austin.

The loss overshadowed a tremendous performance by a UTEP defense that appeared to strengthen as the game went on. The Miners (1-2) yielded 100 yards in the first quarter, 87 in the second, 67 in the third and 86 in the fourth. El Pasoans scored all of UTEP's points, as Carlos Arreola connected on a field goal and Shay Smith rushed for a touchdown.

The 27 points were the fewest scored by Texas against UTEP since 1933 (22), and the second-fewest totaled by the Longhorns in the all-time, seven-game series with the Miners. The 17-point margin of victory was also the second-lowest by Texas versus UTEP, surpassed only by a 16-point cushion (22-6) in 1933. UTEP allowed 340 yards, the lowest against the Longhorns in the modern era.

"We played extremely physical and hard," Walden said. "I'm very proud of this football team. I'm extremely proud of the effort that I saw on defense, extremely proud of the finish by the offense. I am extremely proud of the way we finished the game with a touchdown and that says a lot about our character. The defense also played lights out and held strong. [Texas] had to earn everything they got."

Texas (2-1) fielded a defense that was equally as stout on Saturday, limiting UTEP to 259 yards and keeping the Miners out of the end zone until El Paso's own Smith rambled for a two-yard TD late in the fourth quarter.

Texas led 14-3 at the break. But the lead was only 7-3 until Arch Manning rushed for a five-yard touchdown with one second remaining in the half. That capped a seven-play, 40-yard drive that provided a little separation between the UT system programs.

SCORE BY QUARTERS

TEAM	1ST	2ND	3RD	4TH	TOTAL
UTEP	0	3	0	7	10
UT	7	7	6	7	27

QTR TIME SCORING PLAY

1st	05:26	UT - Manning 2-yard rush (Shipley kick), 9-53, 04:56
2nd	01:55	UTEP - Arreola 39-yard FG, 7-56, 02:10
	00:01	UT - Manning 5-yard rush (Shipley kick), 7-40, 00:53
3rd	07:50	UT - Shipley 31-yard FG, 9-25, 04:55
	01:41	UT - Shipley 30-yard FG, 10-37, 05:00
4th	10:52	UT - Wingo 4-yard pass from Manning (Shipley kick), 8-47, 03:40
	01:57	UTEP - Smith 2-yard rush (Arreola kick), 7-87, 02:56

TEAM STATISTICS

	UTEP	UT
First Downs	13	23
Rushing Attempts-Yards	23-50	56-226
Passing Yards	209	114
Passes	24-36-2	11-25-1
Total Offense	259	340
Punt Returns-Yards	2-5	3-72
Kickoff Returns-Yards	1-0	3-43
Punts-Average	5-42.0	4-47.8
Fumbles-Lost	0-0	1-0
Penalties-Yards	6-33	7-78
Time of Possession	21:41	36:47


UTEP Leaders

Passing	C-A-I	YDS	TD	LG
Nelson	24-36-2	209	0	43
Rushing	ATT.	YDS	TD	LG
Wilson	6	39	0	30
Emory	11	5	0	3
Receiving	Rec.	YDS	TD	LG
Tate	6	64	0	43
Goins Jr.	5	63	0	23
Tackles	U-A-T	Sack-YD	TFL-YD	INT
Davey	3-6-9	0.0-0	0.5-1	0
Wilson	4-4-8	0.0-0	1.5-7	0

UT Leaders

Passing	C-A-I	YDS	TD	LG
Manning	11-25-1	114	1	23
Rushing	ATT.	YDS	TD	LG
Simon	17	67	0	13
Gibson	18	64	0	10
Receiving	Rec.	YDS	TD	LG
Wingo	3	32	1	15
Clark	2	32	0	23
Tackles	U-A-T	Sack-YD	TFL-YD	INT
Lefau	2-5-7	0.0-0	1.0-3	0
Taaffe	4-2-6	0.0-0	0.0-0	0

Game #4

 ULM (2-1, 0-0)	31
UTEP (1-3, 0-0)	25

**El Paso, Texas • Sun Bowl Stadium (15,272)
Sept. 20, 2025**

Malachi Nelson became the first Miner quarterback to surpass 400 yards in passing in 16 years, but the UTEP football team's rally came up short in a 31-25 setback at the hands of ULM in the Sun Bowl Saturday night.

The Warhawks (2-1) took a commanding 31-7 advantage midway through the third quarter before UTEP (1-3) started to mount a comeback. Carlos Arreola started it with a 27-yard field goal to cut the deficit to 21 (31-10) heading to the fourth quarter.

Nelson then connected with Wondame Davis Jr. on a 44-yard strike to bring the Orange and Blue a bit closer. A two-point conversion toss to Hahsaun Wilson made it a 13-point game. After another stop, Nelson found Davis Jr. from 20 yards out to cut the deficit to six.

Nelson threw for a career-best 404 yards on 22-of-46 passing and three touchdowns. He became the first UTEP QB to eclipse 400 yards since Trevor Vittoe did so in 2009. Davis Jr. produced breakout numbers as the redshirt freshman, who had one catch for seven yards in his career, gained 119 yards on six catches and two scores.

The Miners gained 442 yards of total offense, while the Warhawks put up 399 yards, including a staggering 250 yards rushing on 42 attempts (6.0 avg.). The Miners only gained 33 yards on 28 carries (1.2 avg.)

On the game's first possession, the Miners drove the ball to the ULM 4 before giving up the ball on a turnover on downs.

SCORE BY QUARTERS

TEAM	1ST	2ND	3RD	4TH	TOTAL
ULM	14	10	7	0	31
UTEP	7	0	3	15	25

QTR TIME SCORING PLAY

1st	07:44	ULM - Godfrey 12-yard pass from Armenta (Stagg kick), 3-96, 01:37
	07:27	UTEP - Tate 73-yard pass from Nelson (Arreola kick), 1-73, 00:12
	02:31	ULM - McReynolds 40-yard rush (Stagg kick), 2-77, 00:49
2nd	12:42	ULM - Bibbs 35-yard pass from Armenta (Stagg rush), 6-74, 03:07
	05:40	ULM - Stagg 44-yard FG, 10-49, 05:15
3rd	07:53	ULM - Herring 1-yard rush (Stagg kick), 6-27, 03:20
	05:39	UTEP - Arreola 27-yard FG, 9-78, 02:09
4th	13:31	UTEP - Davis Jr. 44-yard pass from Nelson (Wilson pass from Nelson), 3-67, 01:21
	06:00	UTEP - Davis Jr. 20-yard pass from Nelson (Arreola kick), 8-77, 02:35

TEAM STATISTICS

	ULM	UTEP
First Downs	18	21
Rushing Attempts-Yards	42-250	28-33
Passing Yards	149	409
Passes	9-15-0	23-50-2
Total Offense	399	442
Punt Returns-Yards	0-0	2-24
Kickoff Returns-Yards	0-0	6-53
Punts-Average	6-39.0	3-42.0
Fumbles-Lost	1-0	0-0
Penalties-Yards	12-98	8-80
Time of Possession	31:51	28:09

UTEP Leaders

Passing	C-A-I	YDS	TD	LG
Nelson	22-46-2	404	3	73
Rushing	ATT.	YDS	TD	LG
Wilson	10	21	0	6
Emory	6	19	0	8
Receiving	Rec.	YDS	TD	LG
Tate	7	133	1	73
Davis Jr.	6	119	2	44
Tackles	U-A-T	Sack-YD	TFL-YD	QBH
Campbell	3-8-11	0.0-0	0.5-1	1
Barnes	4-4-8	0.0-0	0.0-0	0



ULM Leaders

Passing	C-A-I	YDS	TD	LG
Armenta	8-14-0	136	2	37
Rushing	ATT.	YDS	TD	LG
McReynolds	18	107	1	40
Lewis	5	79	0	72
Receiving	Rec.	YDS	TD	LG
Godfrey	2	49	1	37
Bibbs	2	38	1	35
Tackles	U-A-T	Sack-YD	TFL-YD	BU
Faunroy	3-4-7	0.0-0	0.5-1	1
Flemmings	2-5-7	0.0-0	1.0-1	0



UTEP FOOTBALL 2025 RECAPS

Game #5

 LA Tech (4-1, 2-0)	30
 UTEP (1-4, 0-1)	11

**El Paso, Texas • Sun Bowl Stadium (13,013)
Sept. 27, 2025**

UTEP's defense recorded five sacks, recovered three fumbles and posted its first interception of the year en route to holding LA Tech to an opponent season-low 232 yards, but the Miners' offense couldn't quite get on track in a 30-11 setback in their Conference USA opener and 93rd Homecoming Game at Sun Bowl Stadium on Saturday night.

It marks the second straight year that UTEP (1-4, 0-1 CUSA) limited the Bulldogs (4-1, 2-0 CUSA) to fewer than 300 yards of total offense. It was a competitive first half, with the Orange and Blue down just a score (7-0) heading into the locker room. UTEP remained within striking distance (10-0) through three quarters of play before LA Tech pulled away down the stretch.

The three recovered fumbles by the Miners were the most since they also came up with a trio against no. 22 Liberty on Nov. 25, 2023. UTEP added a season-high five pass breakups, to go along with the interception by Justin Content. Furthermore, the five sacks marked the third time this year the Orange and Blue posted four or more in a game.

Content (career-high 13), Micah Davey (12) and Neil Campbell (10) all reached double figures in tackles, while Jayden Wilson (season-most nine) and Xavier Smith (eight) were heavily involved as well. Udoka Ezeani forced two fumbles and had a career-high 2.0 sacks. Wilson had both a force and a recovery that he rambled for 34 yards late in the first half. Davey and Solo Barnes also had recoveries.

UTEP had some good moments offensively and finished with 273 total yards, including 135 during a big fourth quarter where it produced 11 points, but it wasn't enough to mount a comeback. Tanner Cragun connected on a 38-yard field goal, the first of his UTEP career, to get UTEP on the board. The Miners then made it a two-possession game (24-11) after a touchdown and two-point conversion with 3:34 left, but LA Tech recovered the ensuing onside kick to snuff out the rally.

SCORE BY QUARTERS

TEAM	1ST	2ND	3RD	4TH	TOTAL
LT	7	0	3	20	30
UTEP	0	0	0	11	11

QTR TIME SCORING PLAY

1st	06:14	LT - Singleton Jr. 5-yard pass from Baker (Henderson kick), 10-60, 04:24
3rd	05:47	LT - Henderson 37-yard FG, 4-7, 01:49
4th	14:55	UTEP - Cragun 38-yard FG, 14-54, 05:52
	10:22	LT - Foster 67-yard interception return (Henderson kick), 00:08
	04:58	LT - Thevenin 4-yard rush (Henderson kick), 6-42, 03:26
	03:34	UTEP - Davis Jr. 35-yard pass from Locklear (Schuchts pass from Locklear), 4-75, 01:24
	01:44	LT - Jackson Jr. 23-yard interception return (Chance rush failed), 00:09

TEAM STATISTICS

	LT	UTEP
First Downs	16	15
Rushing Attempts-Yards	42-95	29-126
Passing Yards	137	147
Passes	18-26-1	22-44-5
Total Offense	232	273
Punt Returns-Yards	2--1	2-13
Kickoff Returns-Yards	1-27	0-0
Punts-Average	6-49.2	5-38.6
Fumbles-Lost	3-3	1-0
Penalties-Yards	5-49	5-50
Time of Possession	32:15	27:45

UTEP Leaders

Passing	C-A-I	YDS	TD	LG
Nelson	18-38-4	73	0	10

Rushing	ATT.	YDS	TD	LG
Emory	11	50	0	13
Wilson	7	28	0	12

Receiving	Rec.	YDS	TD	LG
Schuchts	4	21	0	11
Willis III	4	11	0	6

Tackles	U-A-T	Sack-YD	TFL-YD	INT-YD
Content	7-6-13	0.0-0	0.0-0	1-0
Davey	3-9-12	0.0-0	1.0-3	0-0

LT Leaders

Passing	C-A-I	YDS	TD	LG
Baker	18-26-1	137	1	27

Rushing	ATT.	YDS	TD	LG
Thevenin	19	68	1	14
Wiggins	9	37	0	9

Receiving	Rec.	YDS	TD	LG
Singleton Jr.	5	33	1	9
Jackson	3	44	0	27

Tackles	U-A-T	Sack-YD	TFL-YD	INT-YD
Fields	5-3-8	0.0-0	0.5-1	0-0
Jackson Jr.	4-2-6	0.0-0	1.5-2	1-23



THE LAST TIME...

TEAM OFFENSE

RUSHING OFFENSE

Rushed for 200 yards

211, vs. FIU (10/16/24)

Rushed for 200 yards on the road

222, at Sam Houston (10/25/23)

Rushed for 300 yards

329, vs. UIW (9/2/23)

Rushed for 300 yards on the road

330, at New Mexico (8/30/14)

Rushed for 400 yards

404, vs. Wyoming (11/20/82)

Rushed 40 Times

45, vs. Kennesaw State (11/9/24)

Rushed 50 Times

50, vs. UIW (9/2/23)

Rushed 60 Times

61, at Rice (11/3/22)

Rushing 70 Times

71, vs. UNLV (9/11/93)

Rushed For 3 Touchdowns

Vs. No. 22 Liberty (11/25/23)

Rushed For 3 Touchdowns on the road

At Sam Houston (10/25/23)

Rushed For 4 Touchdowns

Vs. North Texas (12/11/20)

Rushed For 4 Touchdowns on the road

At ULM (9/26/20)

Rushed For 5 Touchdowns

At Rice (11/3/18)

Rushed For 5 Touchdowns at home

Vs. North Texas (11/15/14)

PASSING OFFENSE

Passed for 300 yards

333, vs. Kennesaw State (11/9/24)

Passed for 300 yards on the road

364, at Middle Tennessee (11/18/23)

Passed for at least 400 yards

517, vs. Marshall (11/28/09)

Passed for at least 400 yards on the road

455, at UAB (11/10/06)

Passed for 600 yards

634, vs. North Texas (9/18/65)

Passed For 4 Touchdowns

vs. UT Martin (9/6/25)

Passed For 4 Touchdowns on the road

At UTSA (10/22/16)

Passed For 5 Touchdowns

At Colorado State (9/28/13)

Passed For 5 Touchdowns at home

Vs. NM State (9/18/10)

Passed For at least 6 Touchdowns

7, Vs. Northern Michigan (8/30/86)

Had 3 Passes Intercepted

Vs. UNLV (9/23/23)

Had 4 Passes Intercepted

At New Mexico (9/17/22)

Had 5 Passes Intercepted

At WKU (11/17/18)

Had 6 Passes Intercepted

Vs. BYU (12/1/73)

Had 7 Passes Intercepted

At Utah (9/19/70)

Passed 40 Times

44, at Colorado State (9/21/24)

Passed 50 Times

51, at LA Tech (10/8/22)

Passed 60 Times

60, vs. Arizona State (11/15/69)

Completed 30 Passes

31, at No. 9 Oklahoma (9/3/22)

Completed 40 Passes

40, vs. East Carolina (10/13/07)

Had 20 First Downs

22, vs. Kennesaw State (11/9/24)

Had 25 First Downs

25, vs. UIW (9/2/23)

Had 30 First Downs

30, vs. Houston (9/29/11)

Had 35 First Downs

36, vs. Houston (10/31/09)

Zero Turnovers Committed

At LA Tech (10/22/24)

SCORING

Both teams scoreless after first quarter

UTEP at No. 10 Tennessee (11/23/24)

Both teams scoreless in first half

UTEP vs. Northwestern State (9/21/91)

Both teams scoreless in second half

UTEP vs. SMU (10/6/12)

Both teams scoreless at end of regulation

UTEP at North Texas (9/19/64)

Trailed after first half and won

UTEP 42, at NM State 35 (11/30/24-trailed 24-14)



THE LAST TIME...

Trailed after first half and won at home

UTEP 24, vs. FAU 35 (10/22/22-trailed 7-6)

Trailed after three quarters and won

UTEP 30, vs. FIU 21 (10/16/24-trailed 21-20)

Trailed after three quarters and won on road

UTEP 37, at Sam Houston 34 (10/25/23-trailed 27-20)

Scored 40 points

42, vs. UT Martin (9/6/25)

Scored 40 points on the road

42, at NM State (11/30/24)

Scored 40 points in nonconference game

42, vs. UT Martin (9/6/25)

Scored at least 40 points in nonconference game on the road

50, at NM State (9/19/15)

Scored 50 points

52, vs. North Texas (11/26/16)

Scored 50 points on the road

52, at UTSA (10/22/16)

Scored 50 points in a nonconference game at home

52, vs. Texas Southern (9/22/07)

Scored 60 points

64, vs. Northern Michigan (8/30/86)

Scored 70 points

75, at New Mexico (10/27/67)

Scored 80 or more Points

92, vs. NM State (11/25/48)

Allowed at least 40 points

56, at. No. 10 Tennessee (11/23/24)

Allowed 40 points at home

41, vs. Sam Houston (10/3/24)

Allowed 40 points in nonconference game at home

45, vs. UNLV (9/23/23)

Allowed at least 50 points at home

63, vs. Arizona (9/15/17)

Allowed 50 points at home in conference game

57, vs. Tulsa (11/19/11)

Allowed 50 points on the road in conference game

52, at UTSA (11/14/20)

Allowed 70 points

77, at Tulsa (10/18/08)

Allowed 80 points

83, at No. 17 BYU (11/1/80)

Scored 14 Points in a quarter

UTEP vs. UT Martin (9/6/25, 3rd)

Scored 14 Points in a quarter on the road

UTEP at NM State (11/30/24, 3rd/4th)

Scored 21 Points in a quarter

UTEP vs. vs. UT Martin (9/6/25, 2nd)

Scored 21 Points in a quarter on road

UTEP at FIU (10/11/23, 1st)

Scored 24 Points in a quarter

UTEP vs. FIU (11/19/22, 2nd)

Scored 28 Points in a quarter on road

UTEP at NM State (9/19/15, 4th)

Scored 28 Points in a quarter at home

UTEP vs. SMU (11/20/04, 3rd)

Won By 1 point

UTEP 34, at Southern Miss 33 (11/17/12)

Won By 1 point at home

UTEP 48, vs. Tulsa 47 (10/6/07)

Won By 2 points

UTEP 36, vs. Houston Baptist (8/31/19)

Won By 2 points on the road

UTEP 21, at SMU (10/4/03)

Won By 3 points

UTEP 37, at Sam Houston 34 (10/25/23)

Won By 3 points at home

UTEP 24, vs. Florida Atlantic 21 (10/22/22)

Won By 10 Points

UTEP 27, at FIU 14 (10/11/23)

Won By 10 Points at home

UTEP 28, vs. Incarnate Word 14 (9/2/23)

Won By at least 20 points

UTEP 42, vs. UT Martin 17 (9/6/25)

Won By 20 points on the road

UTEP 30, at NM State 3 (8/28/21)

Won By 30 points on the road

UTEP 34, at UTSA 0 (10/25/14)

Won By 40 points

UTEP 58, vs. UCF 13 (9/27/08)

Won By at least 40 points on the road

UTEP 75 at New Mexico 12 (10/27/67)

Won By 50 points

UTEP 58, vs. San Diego State 7 (11/12/88)

Won By 60 points

UTEP 75 at New Mexico 12 (10/27/67)

Won By 80 points

UTEP 92, vs. NM State (11/25/48)

TOTAL OFFENSE

Gained 400 Yards

442, vs. ULM (9/20/25)

Gained 400 Yards on the road

453, at Middle Tennessee (11/18/23)

Gained 500 Yards

525, vs. FIU (11/19/22)



THE LAST TIME...

Gained 500 Yards on the road

501, at LA Tech (10/8/22)

Gained 600 Yards

627, at SMU (11/14/09)

Gained 600 Yards at home

607, vs. UAB (10/31/09)

Gained 700 Yards

718, vs. NM State (11/25/49)

OFFENSIVE PLAYS

70 Plays

78, vs. ULM (9/20/25)

80 Plays

89, at LA Tech (10/8/22)

90 Plays

90, at Colorado State (9/28/13)

95 Plays

95, vs. UAB (11/19/05)

100 Plays

102, vs. Northern Michigan (8/30/86)

TEAM DEFENSE

RUSHING DEFENSE

Less Than 100 Yards

76, vs. UT Martin (9/6/25)

Less Than 100 Yards on the road

7, at LA Tech (10/22/24)

Less Than 50 Yards

7, at LA Tech (10/22/24)

Less Than 50 Yards at home

37, vs. NM State (9/20/08)

Negative Rushing Yards

-17, at NM State (9/3/05)

Negative Rushing Yards at home

-106, vs. San Jose State (10/22/66)

PASSING DEFENSE

Less Than 100 Yards

28, Vs. No. 22 Liberty (11/25/23)

Less Than 100 Yards on the road

67, at Jax State (8/26/23)

Less Than 50 Yards

28, Vs. No. 22 Liberty (11/25/23)

Less Than 50 Yards on the road

32, at UTSA (10/25/14)

Less Than 25 Yards

13, Vs. Rice (10/26/96)

Less Than 25 Yards on the road

17, at Air Force (10/24/87)

Less Than 10 Yards

0, Vs. Air Force (11/24/84)

TOTAL DEFENSE

Less Than 300 Yards

255, at LA Tech (10/22/24)

Less Than 300 Yards at home

287, vs. FIU (10/16/24)

Less Than 100 Yards

71, Vs. FIU (11/19/22)

Less Than 100 Yards on the road

70, at UTSA (10/25/14)

Less Than 50 Yards

-10, San Jose State (10/22/66)

Shutout An Opponent

UTEP 34 at UTSA 0 (10/25/14)

Shutout An Opponent at home

UTEP 45, Texas Southern 0 (11/12/05)

Shutout Opponent In First Half

Vs. WKU (11/4/23)

Shutout Opponent In Second Half

Vs. UIW (9/2/23)

Less Than Six Points

3, vs. LA Tech (10/16/21)

Less Than Six Points on the road

3, at NM State (8/28/21)

SACKS

5 or more Sacks

5, vs. LA Tech (9/27/25)

5 or more Sacks on the road

6, at Utah State (8/30/25)

INTERCEPTIONS

3 or more Interceptions on the road

3, at East Carolina (9/29/12)

3 or more Interceptions

4, Vs. FIU (10/16/24)

4 Interceptions on the road

at Tulane (10/15/11)

5 Interceptions

Vs. Houston (9/16/05)

5 Interceptions on the road

At Arizona State (10/7/67)

6 Interceptions

Vs. San Diego State (10/28/89)

7 Interceptions

Vs. Pacific (9/18/71)



THE LAST TIME...

FIRST DOWNS ALLOWED

10 First Downs Or Less

5, Vs. FIU (11/19/22)

10 First Downs Or Less on the road

6, at ULM (9/26/20)

5 First Downs Or Less

5, vs. FIU (11/19/22)

5 First Downs Or Less on the road

2, at UTSA (10/25/14)

TURNOVERS

4 Turnovers Forced

vs. LA Tech (9/27/25)

4 Turnovers Forced on the road

at NM State (9/14/13)

5 Turnovers Forced

Vs. Southern Miss (11/1/14)

5 or more Turnovers Forced on the road

7, At Rice (11/3/07)

6 Turnovers Forced

Vs. SMU (11/15/08)

8 or more Turnovers Forced

9, vs. Pacific (9/18/71)

8 or more Turnovers Forced on the road

8, at New Mexico (10/27/67)

Fumble Return For Touchdown

at NM State (11/30/24-Bryton Thompson, twice, 33 yards, 5 yards)

Fumble Recovery For Touchdown At Home

Sam Houston (10/3/24-Korey Chapman)

Interception Return For Touchdown

at Army (9/30/17-Kahani Smith, 52 yards)

Interception Return For Touchdown at home

Vs. UIW (9/26/15-Kaylon Beverly, 24 yards)

SPECIAL TEAMS

KICKOFF RETURNS

Kickoff Return for Touchdown

At WKU (10/10/24-Corey Wren, 100 yards)

Kickoff Return for Touchdown at home

Vs. Southern Miss (11/1/14-Autrey Golden, 98 yards)

PUNT RETURNS

Punt Return for Touchdown

At NM State (11/30/23-Kam Thomas, 93 yards)

Punt Return for Touchdown at home

Vs. Boise State (9/23/22-Marcus Bellon, 47 yards)

PUNTING

Blocked Punt

Vs. North Texas (11/26/16-DaShon Smith-block, Brandon Moss-recovery in endzone)

Blocked Punt on the road

At No. 25 Kansas State (9/27/14-Katrae Ford block, KSU recovered)

Blocked Punt For Touchdown

Vs. North Texas (11/26/16-DaShon Smith-block, Brandon Moss-recovery in endzone)

Blocked Punt For Touchdown on the road

At Tulane (10/15/11-Trayvaugh Nixon-block, Adrian James recovery in endzone)

Punt Blocked

Vs. Kennesaw State (11/19/24)

Had a punt blocked on the road

At LA Tech (10/22/24)

Had a punt blocked for a touchdown

Vs. Old Dominion (10/2/21)

Had a punt blocked on the road for a touchdown

At North Texas (11/9/13)

Did Not Punt In A Game

Vs. UAB (11/19/05)

FIELD GOALS

Blocked A Field Goal

NM State (10/18/23-Praise Amaewhule)

Blocked A Field Goal on the road

At Arizona (9/16/23- Praise Amaewhule)

Blocked Field Goal Return For Touchdown

At Rice (11/19/16-Denzel Chukwukelu block, Kaylon Beverly-80 yard return)

Blocked Field Goal Return For Touchdown at home

Vs. San Jose State (11/8/03-Aaron Osborne block, Troy Collavo 76-yard return)

Had a Field Goal Blocked

vs. UT Martin (9/6/25-Carlos Arreola, 52-yard attempt)

Had a Field Goal Blocked on the road

At LA Tech (10/4/14-Jay Mattox-28-yard attempt)

Had A Blocked Field Goal Returned for a Touchdown

Vs. Southern Miss (11/1/14)

Had A Blocked Field Goal Returned for a Touchdown on the road

At LA Tech (10/4/14)

POINT AFTER TOUCHDOWNS

Blocked a PAT

At LA Tech (10/8/22-Kobe Hylton)

Blocked a PAT at home

Vs. NM State (9/10/22-Keenan Stewart)

Had a PAT Blocked

vs. UT Martin (9/6/25-Carlos Arreola was blocked)

Had a PAT Blocked on the road

At Wisconsin (9/22/12-Steven Valadez was blocked)

Defensive PAT Return For Score

At Houston (11/22/08-Josh Ferguson, INT, Case Keenum)



THE LAST TIME...

Defensive PAT Return For Score at Home

Has not happened since at least 1981

Had a PAT Returned for a Score Against

At Wisconsin (9/22/12-Steven Valadez was blocked)

Had a PAT Returned for a Score Against at home

Vs. ECU (10/13/17-Jose Martinez was blocked)

2 Blocked Kicks In Game

At LA Tech (10/8/22)
(Kobe Hylton-PAT, Dennis Barnes-FG)

MISCELLANEOUS

Defeated a ranked opponent

UTEP 58, No. 12 Houston 41 (10/3/09)

Defeated a ranked opponent on the road

UTEP 31, at No. 14 Arizona State 27, (11/2/74)

Defeated by a ranked opponent

At No. 7 Texas 27, UTEP 10 (9/13/25)

Defeated by a ranked opponent at home

No. 22 Liberty 42, UTEP 28 (11/25/23)

Was Shutout

At No. 10 Tennessee 56, UTEP 0 (11/23/24)

Was Shutout at home

UAB 19, UTEP 0 (10/27/18)

Scored a 2-point conversion

vs. UT Martin, Cade McConnell (9/6/25)

Scored a 2-point conversion on the road

At UAB, Rey Flores (11/27/21)

Allowed a 2-point conversion

At NM State (11/30/24)

Allowed a 2-point conversion at home

Vs. Kennesaw State (11/24/24)

Won an overtime game

UTEP 43, vs. Kennesaw State 35, 2OT (11/9/24)

Won an overtime game on the road

UTEP 52, at UTSA 49, 5OT (10/22/16)

Lost an overtime game

Southern Utah 27, UTEP 24, OT (9/7/24)

Lost an overtime game on the road

At Tulane 45, UTEP 38, OT (11/7/09)

FUMBLES

3 Fumbles Recovered

Vs. No. 22 Liberty (11/25/23)

3 Fumbles Recovered on the road

at Ole Miss (9/8/12)

4 Fumbles Recovered

Vs. UCF (9/27/08)

4 Fumbles Recovered on the road

At Rice (11/3/07)

5 Fumbles Recovered

Vs. TCU (11/15/97)

At least 5 Fumbles Recovered on the road

6, at Oklahoma State (9/24/77)

6 Fumbles Recovered

Vs. Hawaii (10/1/94)

3 Fumbles Lost

At Middle Tennessee (11/18/23)

3 Fumbles Lost at home

LA Tech (10/16/21)

At least 4 Fumbles Lost

5, at North Texas (11/28/15)

4 Fumbles Lost at home

Vs. San Jose State (10/20/01)

5 Fumbles Lost at home

Vs. BYU (11/22/75)

At least 6 Fumbles Lost

7, at Utah (10/2/76)

PENALTIES

Committed 0 penalties

At San Diego State (8/31/06)

Committed 1 penalty or less

1, Vs. Middle Tennessee (11/10/18)

Committed 2 penalties or less

2, at LA Tech (10/22/24)

Had 10 penalty yards or less

8, at LA Tech (10/22/24)

Had 5 penalty yards or less

5, vs. Houston Baptist (11/5/16)

Had 0 penalty yards

Vs. Middle Tennessee (11/10/18)

Had 10 penalty yards or less

8, at LA Tech (10/22/24)

Had 100 penalty yards or more

120, vs. Sam Houston (10/3/24)

Had 125 penalty yards or more

145, at NM State (8/28/21)

Had 150 penalty yards or more

155, at Rice (10/29/05)

Had 200 penalty yards or more

217, vs. No. 13 BYU (9/12/81)

Committed 10 or more penalties

12, vs. Sam Houston (10/3/24)

Committed 15 or more penalties

15, At Rice (10/29/05)

Committed 20 or more penalties

22, vs. No. 13 BYU (9/12/81)



THE LAST TIME...

INDIVIDUAL OFFENSE

RUSHING

Rushed for 100 yards

117, Hahsaun Wilson vs. UT Martin (9/6/25)

Rushed for 100 yards on the road

112, Jevon Jackson at LA Tech (10/22/24)

Rushed for 150 yards

174, Deion Hankins vs. UIW (9/2/23)

Rushed for 150 yards on the road

159, Ronald Awatt at Southern Miss (10/9/21)

Rushed for at least 200 yards

301, Aaron Jones vs. North Texas (11/26/16)

Rushed for 200 yards on the road

229, Aaron Jones at FAU (11/12/16)

Rushed for 300 yards

301, Aaron Jones vs. North Texas (11/26/16)

Rushed for 100 yards in a quarter

104 (4Q), Jevon Jackson vs. FIU (10/16/24)

Rushed 25 Times

26, Jevon Jackson vs. Kennesaw State (11/9/24)

Rushed 30 Times

31, Aaron Jones vs. NM State (9/3/16)

Rushed 35 Times

35, Marcus Thomas, at SMU (9/29/07)

Rushed For 2 Touchdowns

Jevon Jackson at NM State (11/30/24)

Rushed For 2 Touchdowns at home

Gavin Hardison vs. UNLV (9/23/23)

Rushed For 3 Touchdowns

Deion Hankins at ULM (9/26/20)

Rushed For 3 or more Touchdowns at home

4, Aaron Jones vs. North Texas (11/26/16)

Rushed For 4 Touchdowns

Aaron Jones vs. North Texas (11/26/16)

Rushed For 5 or more Touchdowns

6, Fred Wendt vs. NM State (11/25/48)

Had a rush of 90 yards or longer

94, Hahsaun Wilson vs. UT Martin (9/6/25)

Had a rush of 90 yards or longer on the road

91, Aaron Jones at Texas Tech (9/12/15)

Had a rush of 75 yards or longer

83, Aaron Jones vs. North Texas (11/26/16)

Had a rush of 50 yards or longer

54, Deion Hankins vs. NM State (10/18/23)

RECEIVING

Had 10 or more catches

12, Trey Goodman vs. Kennesaw State (11/9/24)

Had 10 or more catches on the road

11, Justin Garrett at North Texas (11/2/19)

Had 15 or more catches

17, Chuck Hughes vs. Arizona State (10/30/65)

Had 150 or more receiving yards

223, Kelly Akharaayi at FIU (10/11/23)

Had 150 or more receiving yards at home

170, Jacob Cowing vs. Rice (11/20/21)

Had 200 or more receiving yards at home

223, Johnnie Lee Higgins, vs. NM State (9/9/06)

Had 250 or more receiving yards

254, Chuck Hughes, vs. Arizona State (10/30/65)

Had 300 or more receiving yards

349, Chuck Hughes, vs. North Texas (9/18/65)

Caught 2 touchdowns

Wondame Davis Jr. vs. ULM (9/20/25)

Caught 2 touchdowns on the road

Kenny Odom at Colorado State (9/21/24)

Caught 3 touchdowns

Kenny Odom vs. Kennesaw State (11/9/24)

Caught 3 touchdowns on the road

Kris Adams at Houston (11/22/08)

Caught 4 touchdowns

Volley Murphy vs. BYU (10/21/67)

Had a reception of 90 yards or longer

Jordan Palmer to Johnnie Lee Higgins Jr., 91 yards, at Fresno State (10/2/04)

Had a reception of 90 yards or longer at home

Jesse Whittenton to Dick Forrest, 90 yards, vs. Arizona State (11/12/55)

Had a reception of 75 yards or longer

Cade McConnell to Kenny Odom, 76 yards, at WKU (10/10/24)

Had a reception of 75 yards or longer at home

Brandon Jones to Tre'Shon Wolf, 80 yards, vs. Houston Baptist (8/31/19)

Had a reception of 50 yards or longer

Malachi Nelson to Trevon Tate, 73 yards, vs. ULM (9/20/25)

Had a reception of 50 yards or longer on the road

Skyler Locklear to Kam Thomas, 69 yards, at NM State (11/30/24)

PASSING

Passed for 300 yards

327, Skyler Locklear vs. Kennesaw State (11/9/24)

Passed for 300 yards on the road

364, Cade McConnell at Middle Tennessee (11/18/23)

Passed for 400 yards

404, Malachi Nelson vs. ULM (9/20/25)

Passed for 400 yards on the road

455, Jordan Palmer at UAB (11/10/06)

Passed for 500 yards

517, Trevor Vittatoe vs. Marshall (11/28/09)



THE LAST TIME...

Passed for at least 3 Touchdowns

3, Malachi Nelson, vs. ULM (9/20/25)

Passed for 3 Touchdowns on the road

Gavin Hardison, at Charlotte (10/1/22)

Passed for 4 Touchdowns on the road

Jameill Showers, at Kansas State (9/27/14)

Passed For 5 Touchdowns

Jameill Showers, at Colorado State (9/28/13)

Passed For 5 Touchdowns at home

Trevor Vittatoe, vs. NM State (9/18/10)

Passed for 6 Touchdowns on the road

Brooks Dawson at New Mexico (10/27/67)

Passed For at least 6 Touchdowns

7, Sammy Garza vs. Northern Michigan (8/30/86)

Passed 40 Times

46, Malachi Nelson vs. ULM (9/20/25)

Passed 50 Times

51, Gavin Hardison, at LA Tech (10/8/22)

Completed 25 Passes

28, Skyler Locklear, vs. Kennesaw State (11/9/24)

Completed 25 Passes on the road

26, Skyler Locklear, at Liberty (9/14/24)

Completed 30 Passes on the road

30, Trevor Vittatoe, at Houston (9/10/10)

Completed at least 30 Passes at home

38, Trevor Vittatoe vs. East Carolina (10/13/07)

INDIVIDUAL DEFENSE

TACKLES

Made 15 tackles

16, Dorian Hopkins at Nebraska (8/31/24)

Made 15 tackles at home

15, Tyrese Knight vs. No. 22 Liberty (11/15/23)

SACKS

Had 3.0+ sacks

Jadrian Taylor at Charlotte (10/1/22)

Had at least 3.0+ sacks at home

3.5, Jadrian Taylor vs. LA Tech (10/16/21)

INTERCEPTIONS

Had 2 interceptions

Dashone Smith at NM State (9/14/13)

Had 2 interceptions at home

Cornelius Brown vs. UCF (9/27/08)

Had 3 interceptions

Ken Sale vs. San Diego State (10/28/89)

Had at least 3 interceptions on the road

4, Charlie West at West Texas State (10/866)

Interception Return For Touchdown

Kahani Smith, 52 yards at Army (9/30/17)

Interception Return For Touchdown at home

Kaylon Beverly, 24 yards vs. UIW (9/26/15)

Fumble Return For Touchdown

Bryton Thompson, twice, 33 yards, 5 yards, at NM State (11/30/24)

Fumble Recovery For Touchdown At Home

Korey Chapman, Sam Houston (10/3/24)

INDIVIDUAL SPECIAL TEAMS

KICKOFF RETURNS

Kickoff Return for Touchdown

Corey Wren, 100 yards, at WKU (10/10/24)

Kickoff Return for Touchdown at home

Autrey Golden, 98 yards vs. Southern Miss (11/1/14)

PUNT RETURNS

Punt Return for Touchdown

Kam Thomas, 93 yards at NM State (11/30/24)

Punt Return for Touchdown at home

Marcus Bellon, 47 yards vs. Boise State (9/23/22)

FIELD GOALS

Made 3 Field Goals

Buzz Flabiano (27,44,39), vs. FIU (10/16/24)

Made 3 Field Goals on the road

Buzz Flabiano (23, 43, 32) at Sam Houston (10/25/23)

Made at least 4 Field Goals

5, Jose Martinez (34, 48, 26, 31, 23) vs. SMU (11/15/08)

Made a 60-yard field goal

Jose Martinez (64), vs. UCF (9/27/08)

Made a 55-yard field goal

Dakota Warren (57) vs. Memphis (9/25/10)

Made a 55-yard field goal on the road

Scott Wedell (58), at Wyoming (10/16/81)

Made a 50-yard field goal

Gavin Baechle (51), at Rice (11/03/22)

Made a 50-yard field goal at home

Brady Viles (53), vs. Arizona (9/15/17)

Made two 50-yard field goals

Chris Jacke (51, 51), at New Mexico (10/22/88)

Made two 50-yard field goals at home

Dakota Warren (57, 50) vs. Memphis (9/25/10)

Made at least three 40-yard field goals

4, Jose Martinez (41, 42, 43, 45) vs. East Carolina (10/13/07)

Made at least three 40-yard field goals on the road

3, Keith Robinson (44, 40, 45), at Hawaii (10/25/03)



THE LAST TIME...

PUNTING

Punt of 60 yards

66, Noah Botsford, vs. UT Martin (9/6/25)

Punt of 60 yards on the road

64, Noah Botford at USU (8/30/25)

Punt of 70 yards

73, Mike Ruggles vs. FIU (11/16/13)

Punt of 70 yards on the road

71, Ian Campbell at Tulsa (10/11/12)

MISCELLANEOUS

Had 100 yards both rushing and receiving

Donald Buckram at Tulane (11/7/09), 234 rushing, 109 receiving

Had 100 yards both passing and rushing

Calvin Brownholtz at North Texas (12/11/20), 196 passing, 114 rushing

Had 100 yards both passing and rushing at home

Shawn Gray vs. Fresno State (11/12/94), 208 passing, 141 rushing

Two players with 100 yards rushing

126, Ronald Awatt and 118, Willie Eldridge, vs. Bethune-Cookman (9/4/21)

Two players with 100 yards rushing on the road

112, Matt Austin and 100, Howard Jackson, at Hawaii (10/25/03)

Two players (QB+RB with 100 yards rushing)

130, Nathan Jeffery and 104, Blaire Sullivan, vs. FIU (11/16/13)

Two players (QB+RB with 100 yards rushing on the road)

207, Marcus Thomas and 106, Lorne Sam, at SMU (9/29/07)

Two players with 100 yards receiving

126, Trevon Tate and 119, Wondame Davis Jr., vs. ULM (9/20/25)

Two players with 100 yards receiving on the road

120, Justin Garrett and 102, Jacob Cowing, at ULM (9/26/20)

Two players w/ 100 yards receiving & one w/ 100 yards rushing

124, Kenny Odom and 105, Toric Goins Jr., 117, Hahsaun Wilson vs. UT Martin (9/6/25)

Passing, Receiving and Rushing TD

Skyler Locklear, vs. Southern Utah (9/8/24)

Receiving and Rushing TD

Ashten Emory (2 receiving, 1 rushing), vs. UT Martin (9/6/25)

Receiving and Rushing TD on the road

Aaron Jones (2 receiving, 1 rushing) and Walter Dawn (1 receiving, 2 rushing), at UTSA (10/22/16)

