

# UTEP MINERS FOOTBALL '25

## FEARLESS, FAST, PHYSICAL

UTEP at Kennesaw State | 6 p.m. MT | Tuesday, Oct. 28 | Fifth Third Stadium (10,200) | Kennesaw, Ga.



### TUNE IN

TV: ESPNU

Chuckie Kempt (PxP)  
Darius Walker (Analyst)



RADIO: 600 ESPN

Jon Teicher (PxP)  
Aaron Price (Analyst)  
Mando Medina (Sideline)



### COACHING STAFF

**Scotty Walden**, Head Coach  
**Mark Cala**, Offensive Coordinator\*  
**Bobby Daly**, Defensive Coordinator  
**Joe Papalardo**, Wefense Coord./Miner Backs  
**Ryan Stanchek**, Co-Off. Coord./OL  
**Kelvin Sigler**, Co-Defensive Coord./Safeties\*  
**Joshua Eargle**, TE/Off. Run Game Coord.\*  
**Aaron Foster**, CBs/Def. Pass Game Coord.  
**Chris Jones**, DL/Def. Run Game Coord.  
**Seth McDonald**, Bandits/Co-Wefense Coord.  
**Jourdan McNeill**, RBs/Off. Recruiting Coord.  
**Desmond Lindsey**, Outside WR  
**Kyle Beyer**, Spurs\*  
**Brandon Butcher**, Linebackers\*  
**John Cotton**, K/P/LS/Lead Off. Analyst  
*\* Indicates in the booth*

### TABLE OF CONTENTS

Media Information	2
Rosters	3-4
Depth Chart	5
Game Notes	6-10
Head Coach Scotty Walden	11-12
2025 Statistics	13-16
2025 Start Chart	17
Game-by-Game Stats	18
Single-Game Career Highs	22
Game Recaps	24
The Last Time...	28

### THE VENUE

**Stadium:** Fifth Third Stadium  
**Capacity:** 10,200  
**Surface:** PlayMaster hybrid

### ATHLETIC COMMUNICATIONS

**Drew Bonney (Primary)**  
 Assistant AD/Communications  
 O: 915.747.7447  
 C: 915.309.4478  
 Email: arbonney@utep.edu

**Mark Brunner (Secondary)**  
 Associate Director/Communications  
 Email: mbrunner@utep.edu

## GAME 8 AT KENNESAW STATE



**UTEP Miners (2-5, 1-2 Conference USA)**

**Head Coach:** Scotty Walden (Sul Ross State, 2012)

**Career Record:** 39-34 (8th season)

**Record at UTEP:** 5-14 (2nd season)

**Home:** 1-3 | **Road:** 1-2 | **Neutral:** 0-0 | **Streak:** W1



**Kennesaw State Owls (5-2, 3-0 Conference USA)**

**Head Coach:** Jerry Mack (Arkansas State, 2003)

**Career Record:** 36-17 (6th season)

**Record at KSU:** 5-2 (1st Season)

**Home:** 4-0 | **Road:** 1-2 | **Neutral:** 0-0 | **Streak:** W5

## MINERS AT A GLANCE

### UTEP CONCLUDES "WEEKDAY CUSA" AT KENNESAW STATE ON ESPNU TUESDAY NIGHT

Coming off a victory and a bye week, UTEP will continue its road swing at first-place Kennesaw State to wrap up "Weekday CUSA" action on Tuesday, Oct. 28. The Miners and Owls are set to kick off at 6 p.m. MDT/8 ET at Fifth Third Stadium. The contest will be nationally televised on ESPNU.

#### » ORANGE SWARM ATTACK

UTEP ranks first in Conference USA with 19 sacks and 53 tackles for loss; 2.7 sacks per game rank 24th in FBS.

#### » 3RD-DOWN D 4TH IN FBS

UTEP's third-down defense ranks fourth in FBS and first in CUSA; Miners have yielded 26-of-104 (25.0 percent).

#### » CUSA'S LEADING TACKLER

LB **Micah Davey** leads Conference USA with 77 tackles; has tallied 38 tackles the last three games.

#### » SOLO STOPPER

**Micah Davey** racked up a season-high 13 solo tackles at Sam Houston; tied for CUSA lead with 37 solo stops.

#### » SKYLER'S RUSHING SCORES

QB **Skyler Locklear** rushed for a career-high two touchdowns at Sam Houston; first UTEP QB to do so since 2023.

#### » ODOM LEADING CUSA

WR **Kenny Odom** is leading CUSA in receptions per game (6.0) after posting a career-high 10 at Sam Houston.

#### » HOUSE CALL

RB **Ashten Emory** scored his first TD since week 2; ranks tied for fifth in CUSA with five total touchdowns (3 rush, 2 rec.)

#### » LEADING ALL CUSA INTERIOR DEFENSIVE LINEMEN

DT **KD Johnson** tied his career best with eight tackles at Sam Houston; leads all CUSA DT/NTs in total tackles (37).

## SERIES BREAKDOWN

### SERIES INFORMATION

**Overall:** UTEP leads 1-0  
**in El Paso:** UTEP leads 1-0  
**in Kennesaw:** n/a  
**Neutral:** -  
**Postseason:** -  
**Most UTEP Points:** 43 (UTEP, 43-35 2OT, 2024)  
**Most KSU Points:** 35 (UTEP, 43-35 2OT, 2024)  
**Most Combined PTS:** 78 (UTEP, 43-35 2OT, 2024)  
**Biggest UTEP Win:** 8 (43-35 2OT, 2024)  
**Biggest KSU Win:** n/a  
**First Meeting:** UTEP won 43-35 2OT in El Paso (11/9/2024)  
**Last Meeting:** UTEP won 43-35 2OT in El Paso (11/9/2024)  
**Streak:** UTEP, W1

## CUSA STANDINGS

TEAM	C-USA	OVERALL	PF	PA
Kennesaw State	3-0	5-2	177	149
Jax State	3-0	4-3	215	186
WKU	4-1	6-2	236	189
Missouri State	2-1	4-3	154	195
Liberty	2-1	3-4	134	151
Delaware	2-2	4-3	204	198
LA Tech	2-2	4-3	174	131
FIU	1-2	3-4	157	211
<b>UTEP</b>	<b>1-2</b>	<b>2-5</b>	<b>147</b>	<b>169</b>
NM State	1-3	3-4	155	168
Middle Tennessee	0-3	1-6	130	208
Sam Houston	0-4	0-7	119	272

## 2025 SCHEDULE & RESULTS



@Utah State  
Aug. 30  
Logan, Utah  
CBSN  
L, 28-16



UT Martin  
Sept. 6  
El Paso, Texas  
ESPN+  
W, 42-17



@#7 Texas  
Sept. 13  
Austin, Texas  
SEC Network  
L, 27-10



@ULM  
Sept. 20  
El Paso, Texas  
ESPN+  
L, 31-25



LA Tech\*  
Oct. 27  
El Paso, Texas  
ESPN+  
L, 30-11



Liberty\*  
Oct. 8  
El Paso, Texas  
CBSN  
L, 19-8



@Sam Houston\*  
Oct. 15  
Houston, Texas  
CBSN  
W, 35-17



@Kennesaw State\*  
Oct. 28  
Kennesaw, Ga.  
ESPN  
6:00 PM MT



Jax State\*  
Nov. 8  
El Paso, Texas  
ESPN Platforms  
1:00 PM MT



@Missouri State\*  
Nov. 15  
Springfield, Mo.  
ESPN Platforms  
1:00 PM MT



NM State\*  
Nov. 22  
El Paso, Texas  
ESPN Platforms  
1:00 PM MT



@Delaware\*  
Nov. 29  
Newark, Del.  
ESPN Platforms  
11:00 AM MT

# UTEP FOOTBALL WEEKLY SCHEDULE

24 FRI	25 SAT	26 SUN	27 MON	28 TUE	29 WED	30 THU
<p>Practice (Glory Field) 9 a.m.</p> <p>Coach Walden Press Conference 12:15 p.m. MT LKD Downstairs</p>	<p>Practice (Glory Field)</p>	<p>Walk-Through (Sun Bowl)</p> <p>No Availability</p>	<p>No Availability</p>	<p><b>GAME DAY</b> UTEP @ Kennesaw State 6 PM MT/8 ET Fifth Third Stadium</p> <p><b>POSTGAME</b> Coach Walden and student-athletes will be available following the conclusion of the game.</p>	<p>No Availability</p>	<p>Off Day No Availability</p>

## MONDAY PRESS CONFERENCES

Head coach Scotty Walden will meet with the media at 12:15 p.m. MT every Tuesday prior to a game in the Hall of Champions at the Larry K. Durham Center.

## PRACTICE COVERAGE

In addition to Monday's press conference, UTEP student-athletes and coaches are available for interviews following practice on Tuesday, Wednesday and Thursday of game week. All interview requests must be directed to the UTEP Athletic Communications Office at least 24 hours in advance. **Please send all requests via email to [arbonney@utep.edu](mailto:arbonney@utep.edu).**

## COACH/PLAYER AVAILABILITY

Members of the UTEP coaching staff are available during the designated days and times throughout the year. Select players are also available during the designated days and times.

## SOCIAL MEDIA

UTEP fans can access the most in-depth information regarding all the University's programs through social media opportunities available online.

**X** - Members of the UTEP Athletic Communications department will be posting throughout the year with the latest news and in-game score updates. To follow them, simply find them on Twitter.

**@UTEPFB** - Direct reports from football practices, games and more.

## MEDIA INFORMATION

### COLLEGEPRESSBOX.COM

Collegepressbox is the official media website for Division I football. Access and download game notes, quotes, statistics, media guides, headshots, logos and more for all FBS schools, conferences, postseason games, awards and the College Football Playoff. For access, please register for an account at [collegepressbox.com/register](https://collegepressbox.com/register).

### DAILY MEDIA AVAILABILITY

The following is a general weekly schedule of media availability for the UTEP football team. Members of the media are expected to adhere to these policies at all times. All interview requests should be made to UTEP Assistant Athletic Director/Communications Drew Bonney at least 24 hours in advance. All media availability times are subject to change. Please contact Drew Bonney for any changes in the schedule.

**Monday:** UTEP's weekly press conference starts with statements from head coach Scotty Walden beginning at approximately 1:00 p.m. MT on Mondays.

**Tuesday:** Practice will be held from 9-11:00 a.m. Players are available following the conclusion of practice. UTEP's weekly press conference starts with statements from head coach Scotty Walden beginning at approximately 12:15 p.m. MT on Tuesdays.

**Wednesday:** Practice will be held from 9-11:00 a.m. Coaches and players are available following the conclusion of practice.

**Thursday-Friday:** No availability.

**Saturday:** Postgame availability only. Head coach Scotty Walden and select student-athletes will be available for interviews following the conclusion of the game. The UTEP locker room, home or away, is **CLOSED** to the media at all times.

For games in El Paso, all UTEP postgame press conferences will be held after each game following a 10-minute cooling off period. No in-person interviews will be allowed on the field with players and/or coaches immediately following games. Coach Walden and select players will be available in the press conference following games.

## INTERVIEW REQUESTS

**All interview requests must be made at least 24 hours in advance and must be submitted to Drew Bonney at [arbonney@utep.edu](mailto:arbonney@utep.edu).**



# ALPHABETICAL ROSTER

NO.	NAME	POS	HT	WT	CL/EXP	HOMETOWN/PREVIOUS SCHOOL	NO.	NAME	POS	HT	WT	CL/EXP	HOMETOWN/PREVIOUS SCHOOL
86	Andrus, Jordan	TE	6-4	235	Fr./HS	Houston, Texas / Jack Yates HS	45	Lee, Justin	LB	6-1	225	Fr./HS	Round Rock, Texas / Round Rock HS
91	Arreola, Carlos	K	5-10	200	Jr./TR	El Paso, Texas / Clint HS/Sul Ross State	94	Leon, Jimmy	DL	6-4	240	Fr./HS	Tucson, Ariz. / Mica Mountain HS
32	Baldwin, Elijah	DL	6-7	230	R-Fr./RS	San Antonio, Texas / John Jay HS	9	Locklear, Skyler	QB	5-11	195	R-Jr./1L	Clayton, N.C. / Austin Peay
5	Barnes, Solo	S	6-3	205	Sr./TR	New Orleans, La. / Fayetteville State	15	Lowe, Kode	S	6-1	225	R-Jr./TR	Coleman, Fla. / West Florida
20	Bell, Josh	RB	5-9	180	Fr./HS	Dallas, Texas / Eules Trinity HS	81	Matamoros, Luka	TE	6-5	275	R-Fr./RS	Pflugerville, Texas / Hendrickson HS
14	Biddle, Chace	S	6-0	205	Jr./TR	Garland, Texas / Trinity Valley CC	55	McCarter, Allan	DL	6-4	270	R-Fr./RS	Manvel, Texas / Manvel HS
9	Blocker, Marcell	CB	6-3	190	Sr./TR	Miami, Fla. / Florida Memorial	11	McConnell, Cade	QB	6-1	195	R-Sr./2L	Long Beach, Calif. / Cerritos College
42	Botsford, Noah	K/P	6-3	200	Jr./TR	Fort Lauderdale, Fla. / Valdosta State	22	McCoy, Elijah	RB	5-9	190	Fr./HS	Midland, Texas / Midland HS
36	Bowen, Kane	LB	6-2	215	Fr./HS	Sherman, Texas / Sherman HS	72	McDuffie III, Tyrone D.	OL	6-4	315	R-So./0L	El Paso, Texas / Parkland HS
97	Bowman, Joe	K	6-0	185	R-Sr./1L	Carlsbad, Calif. / SEMO	23	Meadows, Trace	LB	6-0	210	R-Fr./RS	College Station, Texas / A&M Consolidated
3	Bowser, Shakaun	DL	6-5	255	Jr./TR	Mesa, Ariz. / Garden City CC	7	Nelson, Malachi	QB	6-3	193	R-So./TR	Los Alamitos, Calif. / Boise State
83	Bradford, Ryland	MB	5-11	180	Fr./HS	Abilene, Texas / Abilene HS	0	Nickelberry, Ashton	WR	5-10	181	R-Sr./1L	Brandon, Miss. / Brandon HS / Austin Peay
17	Brown, Jaylan	WR	6-1	185	R-Fr./TR	Nacogdoches, Texas / Michigan State	6	Odum, Kenny	WR	5-10	170	R-Jr./1L	Savannah, Ga. / Austin Peay
29	Brown-Turner, Dylan	LB	6-1	210	R-So./RS	Dallas, Texas / Florida State	50	Parrish, Leander	DL	6-3	240	Fr./HS	Mesquite, Texas / Rockwall HS
41	Brunswick II, Vashon	LB	6-1	215	Fr./HS	Garland, Texas / Sachse HS	71	Perkins, Preston	OL	6-6	270	Fr./HS	Austin, Texas / Austin HS
11	Burns, Derek	DL	6-5	254	R-Jr./TR	Dallas, Texas / NM State	84	Rhone, Aramoni	WR	6-5	195	R-Jr./TR	Orlando, Fla. / UABP
75	Camacho Jr., Juan	OL	6-6	285	R-Sr./1L	El Paso, Texas / Bowie HS	62	Riggs, Jake	OL	6-3	295	R-Fr./RS	Murfreesboro, Tenn. / Oakland HS
4	Campbell, Neil	CB	5-11	205	Gr./TR	Chicago, Ill. / Indiana Wesleyan	73	Roberts, Tyler	OL	6-8	314	Fr./HS	Argyle, Texas / Argyle HS
18	Campbell, Rafeald	WR	5-11	175	R-Fr./RS	Arlington, Texas / Arlington Bowie HS	52	Robinson, Machi	DL	6-2	290	Jr./TR	Hayward, Calif. / San Jose City College
4	Cheeks, Cash	TE	6-7	225	Jr./TR	Colorado Springs, Colo. / Northern Colorado	66	Robinson, Mark	OL	6-5	320	So./TR	Altamonte Springs, Fla. / Southeastern
87	Cleaver, Jackson	K/P	6-1	205	R-Sr./TR	Tigard, Ore. / Eastern Washington	1	Rudolph, Joshua	LB	5-11	230	Sr./TR	Montgomery, Ala. / Indiana
90	Coker, Ashton	DT	6-2	290	So./1L	Katy, Texas / Katy Taylor HS	22	Russell, Lantz	S	6-3	210	R-Sr./2L	Riverside, Calif. / Mt. SAC
18	Content, Justin	CB	6-1	185	So./1L	Hoschton, Ga. / Mill Creek HS	89	Schuchts, Josh	WR	6-3	210	R-Fr./RS	Tallahassee, Fla. / North Florida Christian HS
33	Cragun, Tanner	K	6-2	195	R-So./TR	Frisco, Texas / Wakeland HS / Utah State	92	Scott, Tyler	DL	6-1	315	Sr./TR	Jackson, Ga. / Kennesaw State
48	Davey, Micah	LB	6-2	235	R-Sr./TR	Baton Rouge, La. / McNeese State	8	Shuffel, Stratton	LB	6-2	230	So./1L	Rio Rancho, N.M. / Cleveland HS
23	Davis Jr., Wondame	WR	6-1	180	R-Fr./RS	Ennis, Texas / Ennis HS	24	Simon, CJ	WR	6-0	165	Fr./HS	Tuttle, Okla. / Tuttle HS
76	De La Cruz, Diego	OL	6-4	300	Fr./HS	Monterrey, Mex. / St. Joseph's Brownsville HS	78	Slaton, Ryder	OL	6-7	280	Fr./HS	Melissa, Texas / Melissa HS
1	Emory, Ashton	RB	5-11	203	R-Fr./RS	Dallas, Texas / Rockwall HS	3	Smith, Jaden	WR	5-10	195	R-Sr./1L	Atlanta, Ga. / Eastern Kentucky
53	Escobar, Ivan	OL	6-2	305	R-Sr./2L	El Paso, Texas / Montwood HS / NM State	40	Smith, Jaxon	TE	6-7	225	Fr./HS	Prague, Okla. / Prague HS
0	Ezeani, Udoka	Bandit	6-1	216	R-Sr./TR	Richmond, Texas / Boise State	8	Smith, Shay	QB	6-2	215	R-Fr./RS	El Paso, Texas / Franklin HS
82	Ezinwa, Judah	TE	6-3	235	R-Jr./1L	Fontana, Calif. / Mt. SAC	2	Smith, Xavier	S	6-0	195	R-Jr./1L	Atlanta, Ga. / Austin Peay
26	Fanfro, Darien	CB	6-2	175	Fr./HS	Killeen, Texas / North Side HS	20	Stewart, Grant	S	5-10	188	Fr./HS	Houston, Texas / Manvel HS
96	Farmer, Kelton	DL	6-4	290	Jr./TR	Evansville, Ind. / Kentucky Wesleyan	47	Szczesniak, Alex	TE	6-2	220	R-So./RS	Orland Park, Ill. / Iowa Western
16	Ferguson, Mason	WR	6-0	185	R-Fr./TR	Fort Worth, Texas / North Texas	15	Tate, Trevon	WR	6-0	180	R-Sr./TR	Erie, Pa. / Clarion
44	Fisher, Oryend	DL	6-6	225	R-So./TR	Georgetown, Ky. / West Virginia	6	Taylor, Ekow	Bandit	6-5	220	So./1L	Bronx, N.Y. / Fossil Ridge HS
37	Frilot, Jamal	Bandit	6-3	230	Fr./HS	Houston, Texas / Dekaney HS	21	Taylor, Marquez	RB	5-11	171	R-So./RS	McKenzie, Tenn. / Austin Peay
30	Gant, Allen	S	6-0	190	Fr./HS	Lubbock, Texas / Lubbock Coronado HS	35	Taylor-Barrocks, Kofi	Bandit	6-3	230	R-So./RS	London, England / Colorado
88	Goins Jr., Toric	WR	6-2	180	R-Fr./TR	Freeport, Texas / Trinity Valley CC	5	Thomas, Kam	MB	5-9	184	R-Sr./1L	Birmingham, Ala. / Austin Peay
16	Green, Yessman	CB	6-2	180	R-Sr./RS	Mobile, Ala. / Jacksonville HS / Jax State	12	Thompson, Donte	Spur	5-11	175	R-Sr./TR	Pensacola, Fla. / Texas State
98	Guerra, Nico	DL	6-5	245	Jr./TR	Rancho Cucamonga, Calif. / Chaffey College	13	Tillman, TJ	CB	6-0	165	Fr./HS	Amarillo, Texas / Tascosa HS
24	Guerrero, Jaime	S	6-1	185	R-Jr./1L	El Paso, Texas / Eastlake HS	58	Toney, Jaquan	OL	6-4	285	R-Sr./2L	Huntsville, Ala. / NE Mississippi CC
99	Gustafson, Cole	DL	6-4	279	Sr./TR	Rocklin, Calif. / FIU	2	Torres, Marcus	WR	5-10	175	R-Fr./RS	El Paso, Texas / Pebble Hills
19	Hall, Ashaad	DL	6-4	235	Sr./TR	St. Petersburg, Fla. / South Carolina State	79	Utley, Jake	OL	6-6	315	R-So./1L	College Station, Texas / College Station HS
39	Hancock, Josh	LS	5-9	185	R-Sr./2L	Corpus Christi, Texas / Coastal Christian Homeschool	27	Walker, Caleb	S	5-10	175	Gr./TR	Tampa, Fla. / St. Thomas University
34	Harrelson, Cam	S	6-0	165	R-Fr./RS	El Paso, Texas / Montwood HS	10	Warner, Chad	QB	6-2	195	Fr./HS	Cibolo, Texas / Cibolo Steele HS
26	Harris, Caden	WR	5-10	170	R-So./1L	Round Rock, Texas / Stony Point HS	42	Weber, Will	DL	6-4	255	R-Jr./TR	San Jose, Calif. / San Jose City College
43	Hawkins, Garrett	LB	6-3	227	Jr./TR	Sevierville, Tenn. / Austin Peay	28	Wilkins, Erion	CB	6-2	170	Fr./HS	Houston, Texas / Atascocita HS
45	Hay, Rio	LS	6-1	232	R-Fr./TR	Dripping Springs, Texas / Arkansas-Pine Bluff	17	Williams, Darnell	S	5-11	180	Fr./HS	Texarkana, Texas / Texas HS
13	Henry, Nik	WR	5-10	155	Fr./HS	Seguin, Texas / Seguin HS	69	Williams, James	OL	6-3	325	So./TR	Moore, Okla. / Northeastern Oklahoma A&M
25	Hill, Zo	WR	5-11	165	Fr./HS	Denton, Texas / Denton Ryan HS	19	Willis III, Eric	WR	5-8	160	Sr./TR	Collingdale, Pa. / California (PA)
70	Huber, Maddox	OL	6-7	300	Fr./HS	Hamshire, Texas / Hamshire-Fannett HS	31	Wilson, David	DB	6-2	177	R-Fr./TR	Frisco, Texas / Reedly College
60	Immediato, Joseph	OL	6-4	318	R-Sr./3L	El Paso, Texas / Eastwood HS	14	Wilson, Hahsaun	RB	5-11	190	R-Sr./TR	Florence, S.C. / Charlotte
7	Johnson, KD	DT	6-1	275	5th/2L	Houston, Texas / Kilgore College	10	Wilson, Jayden	LB	6-1	218	Jr./TR	El Paso, Texas / Austin HS / New Mexico
33	Jones, Josiah	S	6-2	185	Fr./HS	Chicago, Ill. / Crosby HS	25	Wilson, Royce	Bandit	6-3	220	Fr./HS	Houston, Texas / Fort Bend Willowridge HS
21	Jones, Tyler	S	6-0	200	R-Sr./TR	Orlando, Fla. / Tennessee State	46	Windfont, Copelin	LB	6-0	220	Fr./HS	Barrett Station, Texas / Crosby HS
65	Lafferty, Dennis	OL	6-7	320	R-Fr./TR	Norman, Okla. / NE Oklahoma A&M	57	Wydra, Craig	OL	6-4	305	R-Fr./RS	El Paso, Texas / Andress HS

## COACHING STAFF

**Scotty Walden** – Head Coach (Second Season)  
**Mark Cala** – Offensive Coordinator  
**Bobby Daly** – Defensive Coordinator  
**Ryan Stanchek** – Co-Offensive Coordinator/OL  
**Joe Pappalardo** – Wefense Coor./Miner Backs/Inside WR/Pass Game Coor.  
**Kelvin Sigler** – Co-Defensive Coor./Safeties  
**Aaron Foster** – Cornerbacks/Defensive Pass Game Coordinator  
**Chris Jones** – Defensive Line/Defensive Run Game Coordinator  
**Seth McDonald** – Bandits/Co-Wefense Coor./Def. Recruiting Coor.  
**Jourdan McNeill** – Running Backs/Offensive Recruiting Coordinator  
**Joshua Eargle** – Tight Ends/Offensive Run Game Coordinator  
**Kyle Beyer** – Spurs  
**John Cotton** – Kickers/Punters/Snappers/Lead Offensive Analyst  
**Brandon Butcher** – Linebackers  
**Desmond Lindsey** – Outside Wide Receivers  
**Miguel Avina** – Quarterbacks  
**Kade Glenn** – Assistant Defensive Backs

## PRONUNCIATIONS

Jordan ANDRUS	An-Drus	Luka MATAMOROS	MAH-tah-MORE-os
Carlos ARREOLA	Are-E-ola	MALACHI Nelson	Mal-ah-Kai
CHACE Biddle	Chase	ARAMONI Rhone	Are-Money
VASHON Brunswick	Vuh-Shawn	Josh SCHUCHTS	Shoots
RAFEALD Campbell	RAH-fay-eld	XAVIER Smith	EX-zay-veer
Justin CONTENT	CON-tent	Alex SZCZESNIAK	Says-Knee-Ak
WONDAME Davis Jr.	WHAN-duh-ME	EKOW Taylor	ECHO
UDOKA EZEANI	U-Doe-kuh E-Zani	KOFI Taylor-Barrocks	KO-FEE
ORYEND Fisher	Or-ion	Craig WYDRA	WHY-druh
Diego FRAUSTO	Frah-oo-stow		
Jamal FRILOT	Free-low		
YESSMAN Green	YEZZ-men		
Nico GUERRA	GUE-ruh		
Cole GUSTAFSON	Gus-Tuff-son		
Maddox HUBER	Hue-ber		
Joseph IMMEDIATO	E-me-d-auto		
KODE Lowe	Ko-dee		



# NUMERICAL ROSTER

NO.	NAME	POS	HT	WT	CL/EXP	HOMETOWN/PREVIOUS SCHOOL	NO.	NAME	POS	HT	WT	CL/EXP	HOMETOWN/PREVIOUS SCHOOL
0	Ezeani, Udoka	Bandit	6-1	216	R-Sr./TR	Richmond, Texas / Boise State	30	Gant, Allen	S	6-0	190	Fr./HS	Lubbock, Texas / Lubbock Coronado HS
0	Nickelberry, Ashton	WR	5-10	181	R-Sr./1L	Brandon, Miss. / Brandon HS / Austin Peay	31	Wilson, David	DB	6-2	177	R-Fr./TR	Frisco, Texas / Reedy College
1	Emory, Ashton	RB	5-11	203	R-Fr./RS	Dallas, Texas / Rockwall HS	32	Baldwin, Elijah	DL	6-7	230	R-Fr./RS	San Antonio, Texas / John Jay HS
1	Rudolph, Joshua	LB	5-11	230	Sr./TR	Montgomery, Ala. / Indiana	33	Cragun, Tanner	K	6-2	195	R-So./TR	Frisco, Texas / Wakeland HS / Utah State
2	Smith, Xavier	S	6-0	195	R-Jr./1L	Atlanta, Ga. / Austin Peay	33	Jones, Josiah	S	6-2	185	Fr./HS	Chicago, Ill. / Crosby HS
2	Torres, Marcus	WR	5-10	175	R-Fr./RS	El Paso, Texas / Pebble Hills	34	Harrelson, Cam	S	6-0	165	R-Fr./RS	El Paso, Texas / Montwood HS
3	Bowser, Shakaun	DL	6-5	255	Jr./TR	Mesa, Ariz. / Garden City CC	35	Taylor-Barrocks, Kofi	Bandit	6-3	230	R-So./RS	London, England / Colorado
3	Smith, Jaden	WR	5-10	195	R-Sr./1L	Atlanta, Ga. / Eastern Kentucky	36	Bowlen, Kane	LB	6-2	215	Fr./HS	Sherman, Texas / Sherman HS
4	Campbell, Neil	CB	5-11	205	Gr./TR	Chicago, Ill. / Indiana Wesleyan	37	Friot, Jamal	Bandit	6-3	230	Fr./HS	Houston, Texas / Dekaney HS
4	Cheeks, Cash	TE	6-7	225	Jr./TR	Colorado Springs, Colo. / Northern Colorado	39	Hancock, Josh	LS	5-9	185	R-Sr./2L	Corpus Christi, Texas / Coastal Christian Homeschool
5	Barnes, Solo	S	6-3	205	Sr./TR	New Orleans, La. / Fayetteville State	40	Smith, Jaxon	TE	6-7	225	Fr./HS	Prague, Okla. / Prague HS
5	Thomas, Kam	MB	5-9	184	R-Sr./1L	Birmingham, Ala. / Austin Peay	41	Brunswick II, Vashon	LB	6-1	215	Fr./HS	Garland, Texas / Sachse HS
6	Odom, Kenny	WR	5-10	170	R-Jr./1L	Savannah, Ga. / Austin Peay	42	Botsford, Noah	K/P	6-3	200	Jr./TR	Fort Lauderdale, Fla. / Valdosta State
6	Taylor, Ekow	Bandit	6-5	220	So./1L	Bronx, N.Y. / Fossil Ridge HS	42	Weber, Will	DL	6-4	255	R-Jr./TR	San Jose, Calif. / San Jose City College
7	Johnson, KD	DT	6-1	275	5th/2L	Houston, Texas / Kilgore College	43	Hawkins, Garrett	LB	6-3	227	Jr./TR	Sevierville, Tenn. / Austin Peay
7	Nelson, Malachi	QB	6-3	193	R-So./TR	Los Alamitos, Calif. / Boise State	44	Fisher, Oryend	DL	6-6	225	R-So./TR	Georgetown, Ky. / West Virginia
8	Shufelt, Stratton	LB	6-2	230	So./1L	Rio Rancho, N.M. / Cleveland HS	45	Hay, Rio	LS	6-1	232	R-Fr./TR	Dripping Springs, Texas / Arkansas-Pine Bluff
8	Smith, Shay	QB	6-2	215	R-Fr./RS	El Paso, Texas / Franklin HS	46	Lee, Justin	LB	6-1	225	Fr./HS	Round Rock, Texas / Round Rock HS
9	Blocker, Marcell	CB	6-3	190	Sr./TR	Miami, Fla. / Florida Memorial	46	Windfont, Copelin	LB	6-0	220	Fr./HS	Barrett Station, Texas / Crosby HS
9	Locklear, Skyler	QB	5-11	195	R-Jr./1L	Clayton, N.C. / Austin Peay	47	Szczesniak, Alex	TE	6-2	220	R-So./RS	Orland Park, Ill. / Iowa Western
10	Warner, Chad	QB	6-2	195	Fr./HS	Cibola, Texas / Cibola Steele HS	48	Davey, Micah	LB	6-2	235	R-So./TR	Baton Rouge, La. / McNeese State
10	Wilson, Jayden	LB	6-1	218	Jr./TR	El Paso, Texas / Austin HS / New Mexico	50	Parrish, Leander	DL	6-3	240	R-Fr./HS	Mesquite, Texas / Rockwall HS
11	Burns, Derek	DL	6-5	254	R-Jr./TR	Dallas, Texas / NM State	52	Robinson, Machi	DL	6-2	290	Jr./TR	Hayward, Calif. / San Jose City College
11	McConnell, Cade	QB	6-1	195	R-Sr./2L	Long Beach, Calif. / Cerritos College	53	Escobar, Ivan	OL	6-2	305	R-Sr./2L	El Paso, Texas / Montwood HS / NM State
12	Thompson, Donte	Spur	5-11	175	R-Sr./TR	Pensacola, Fla. / Texas State	55	McCarter, Allan	DL	6-4	270	R-Fr./RS	Manvel, Texas / Manvel HS
13	Henry, Nik	WR	5-10	155	Fr./HS	Seguin, Texas / Seguin HS	57	Wydra, Craig	OL	6-4	305	R-Fr./RS	El Paso, Texas / Address HS
13	Tillman, TJ	CB	6-0	165	Fr./HS	Amarillo, Texas / Tascosa HS	58	Toney, Jaquan	OL	6-4	285	R-Sr./2L	Huntsville, Ala. / NE Mississippi CC
14	Biddle, Chace	S	6-0	205	Jr./TR	Garland, Texas / Trinity Valley CC	60	Immediato, Joseph	OL	6-4	318	R-Sr./3L	El Paso, Texas / Eastwood HS
14	Wilson, Hahsaun	RB	5-11	190	R-Sr./TR	Florence, S.C. / Charlotte	62	Riggs, Jake	OL	6-3	295	R-Fr./RS	Murfreesboro, Tenn. / Oakland HS
15	Lowe, Kode	S	6-1	225	R-Jr./TR	Coleman, Fla. / West Florida	65	Lafferty, Dennis	OL	6-7	320	R-Fr./TR	Norman, Okla. / NE Oklahoma A&M
15	Tate, Trevon	WR	6-0	180	R-Sr./TR	Erie, Pa. / Clarion	66	Robinson, Mark	OL	6-5	320	So./TR	Altamonte Springs, Fla. / Southeastern
16	Ferguson, Mason	WR	6-0	185	R-Fr./TR	Fort Worth, Texas / North Texas	69	Williams, James	OL	6-3	325	So./TR	Moore, Okla. / Northeastern Oklahoma A&M
16	Green, Yessman	CB	6-2	180	R-Sr./RS	Mobile, Ala. / Jacksonville HS / Jax State	70	Huber, Maddox	OL	6-7	300	Fr./HS	Hamshire, Texas / Hamshire-Fannett HS
17	Brown, Jaylan	WR	6-1	185	R-Fr./TR	Nacogdoches, Texas / Michigan State	71	Perkins, Preston	OL	6-6	270	Fr./HS	Austin, Texas / Austin HS
17	Williams, Darnell	S	5-11	180	Fr./HS	Texarkana, Texas / Texas HS	72	McDuffie III, Tyrone D.	OL	6-4	315	R-So./OL	El Paso, Texas / Parkland HS
18	Campbell, Rafeald	WR	5-11	175	R-Fr./RS	Arlington, Texas / Arlington Bowie HS	73	Roberts, Tyler	OL	6-8	314	Fr./HS	Argyle, Texas / Argyle HS
18	Content, Justin	CB	6-1	185	So./1L	Hoschton, Ga. / Mill Creek HS	75	Camacho Jr., Juan	OL	6-6	285	R-Sr./1L	El Paso, Texas / Bowie HS
19	Hall, Ashaad	DL	6-4	235	Sr./TR	St. Petersburg, Fla. / South Carolina State	76	De La Cruz, Diego	OL	6-4	300	Fr./HS	Monterrey, Mex. / St. Joseph's Brownsville HS
19	Willis III, Eric	WR	5-8	160	Sr./TR	Collingdale, Pa. / California (PA)	78	Slaton, Ryder	OL	6-7	280	Fr./HS	Melissa, Texas / Melissa HS
20	Bell, Josh	RB	5-9	180	Fr./HS	Dallas, Texas / Eules Trinity HS	79	Utley, Jake	OL	6-6	315	R-So./1L	College Station, Texas / College Station HS
20	Stewart, Grant	S	5-10	188	Fr./HS	Houston, Texas / Manvel HS	81	Matamoros, Luka	TE	6-5	275	R-Fr./RS	Pflugerville, Texas / Hendrickson HS
21	Jones, Tyler	S	6-0	200	R-Sr./TR	Orlando, Fla. / Tennessee State	82	Ezinwa, Judah	TE	6-3	235	R-Jr./1L	Fontana, Calif. / Mt. SAC
21	Taylor, Marquez	RB	5-11	171	R-So./RS	McKenzie, Tenn. / Austin Peay	83	Bradford, Ryland	MB	5-11	180	Fr./HS	Abilene, Texas / Abilene HS
22	McCoy, Elijah	RB	5-9	190	Fr./HS	Midland, Texas / Midland HS	84	Rhone, Aramoni	WR	6-5	195	R-Jr./TR	Orlando, Fla. / UAPB
22	Russell, Lantz	S	6-3	210	R-Sr./2L	Riverside, Calif. / Mt. SAC	86	Andrus, Jordan	TE	6-4	235	Fr./HS	Houston, Texas / Jack Yates HS
23	Davis Jr., Wondame	WR	6-1	180	R-Fr./RS	Ennis, Texas / Ennis HS	87	Cleaver, Jackson	K/P	6-1	205	R-Sr./TR	Tigard, Ore. / Eastern Washington
23	Meadows, Trace	LB	6-0	210	R-Fr./RS	College Station, Texas / A&M Consolidated	88	Goins Jr., Toric	WR	6-2	180	R-Fr./TR	Freeport, Texas / Trinity Valley CC
24	Guerrero, Jaime	S	6-1	185	R-Jr./1L	El Paso, Texas / Eastlake HS	89	Schuchts, Josh	WR	6-3	210	R-Fr./RS	Tallahassee, Fla. / North Florida Christian HS
24	Simon, CJ	WR	6-0	165	Fr./HS	Tuttle, Okla. / Tuttle HS	90	Coker, Ashton	DT	6-2	290	So./1L	Katy, Texas / Katy Taylor HS
25	Hill, Zo	WR	5-11	165	Fr./HS	Denton, Texas / Denton Ryan HS	91	Arreola, Carlos	K	5-10	200	Jr./TR	El Paso, Texas / Clint HS / Sul Ross State
25	Wilson, Royce	Bandit	6-3	220	Fr./HS	Houston, Texas / Fort Bend Willowridge HS	92	Scott, Tyler	DL	6-1	315	Sr./TR	Jackson, Ga. / Kennesaw State
26	Fantroy, Darien	CB	6-2	175	Fr./HS	Killeen, Texas / North Side HS	94	Leon, Jimmy	DL	6-4	240	Fr./HS	Tucson, Ariz. / Mica Mountain HS
26	Harris, Caden	WR	5-10	170	R-So./1L	Round Rock, Texas / Stony Point HS	96	Farmer, Kelton	DL	6-4	290	Jr./TR	Evansville, Ind. / Kentucky Wesleyan
27	Walker, Caleb	S	5-10	175	Gr./TR	Tampa, Fla. / St. Thomas University	97	Bowman, Nico	K	6-0	185	R-Sr./1L	Carlsbad, Calif. / SEMO
28	Wilkins, Erion	CB	6-2	170	Fr./HS	Houston, Texas / Atascocita HS	98	Guerra, Nico	DL	6-5	245	Jr./TR	Rancho Cucamonga, Calif. / Chaffey College
29	Brown-Turner, Dylan	LB	6-1	210	R-So./RS	Dallas, Texas / Florida State	99	Gustafson, Cole	DL	6-4	279	Sr./TR	Rocklin, Calif. / FIU

## COACHING STAFF

### Scotty Walden – Head Coach (Second Season)

- Mark Cala – Offensive Coordinator
- Bobby Daly – Defensive Coordinator
- Ryan Stancheck – Co-Offensive Coordinator/OL
- Joe Pappalardo – Wefense Coor./Miner Backs/Inside WR/Pass Game Coor.
- Kelvin Sigler – Co-Defensive Coor./Safeties
- Aaron Foster – Cornerbacks/Defensive Pass Game Coordinator
- Chris Jones – Defensive Line/Defensive Run Game Coordinator
- Seth McDonald – Bandits/Co-Wefense Coor./Def. Recruiting Coor.
- Jourdan McNeill – Running Backs/Offensive Recruiting Coordinator
- Joshua Eargle – Tight Ends/Offensive Run Game Coordinator
- Kyle Beyer – Spurs
- John Cotton – Kickers/Punters/Snappers/Lead Offensive Analyst
- Brandon Butcher – Linebackers
- Desmond Lindsey – Outside Wide Receivers
- Miguel Avina – Quarterbacks
- Kade Glenn – Assistant Defensive Backs

## PRONUNCIATIONS

Jordan ANDRUS	An-Drus	Luka MATAMOROS	MAH-tah-MORE-os
Carlos ARREOLA	Are-E-ola	MALACHI Nelson	Mal-ah-Kai
CHACE Biddle	Chase	ARAMONI Rhone	Are-Money
VASHON Brunswick	Vuh-Shawn	Josh SCHUCHTS	Shoots
RAFEALD Campbell	RAH-fay-eld	XAVIER Smith	EX-zay-veer
Justin CONTENT	CON-tent	Alex SZCZESNIAK	Says-Knee-Ak
WONDAME Davis Jr.	WHAN-duh-ME	EKOW Taylor	ECHO
UDOKA EZEANI	U-Doe-kuh E-Zani	KOFI Taylor-Barrocks	KO-FEE
ORYEND Fisher	Or-ion	Craig WYDRA	WHY-druh
Diego FRAUSTO	Frah-oo-stow		
Jamal FRILOT	Free-low		
YESSMAN Green	YEZZ-men		
Nico GUERRA	GUE-ruh		
Cole GUSTAFSON	Gus-Tuff-son		
Maddox HUBER	Hue-ber		
Joseph IMMEDIATO	E-me-d-auto		
KODE Lowe	Ko-dee		



# UTEP DEPTH CHART

## GAME: 8 (at Kennesaw State)

### BLUE BLAZE OFFENSE

<b>LT</b>	66	Mark Robinson	6-5	320	So.	TR	Altamonte Springs, Fla.	(Southeastern)	7 Career Starts (7 app.)
	65	Dennis Lafferty	6-7	320	R-Fr.	TR	Norman, Okla.	(NE Oklahoma A&M)	0 Career Starts (1 app.)
<b>LG</b>	69	James Williams	6-3	325	So.	TR	Moore, Okla.	(NE Oklahoma A&M)	7 Career Starts (7 app.)
	58	Jaquan Toney	6-4	285	R-Jr.	RS	Huntsville, Ala.	(NE Mississippi CC)	6 Career Starts (13 app.)
<b>C</b>	53	Ivan Escobar	6-2	305	R-Sr.	2L	El Paso, Texas	(NM State)	18 Career Starts (29 app.)
	62	Jake Riggs	6-3	295	R-Fr.	RS	Murfreesboro, Tenn.	(Oakland HS)	0 Career Starts (2 app.)
<b>RG</b>	60	Joseph Immediato	6-4	318	R-Sr.	3L	El Paso, Texas	(Eastwood HS)	9 Career Starts (27 app.)
	72	Tyrone D. McDuffie III	6-4	315	R-So.	0L	El Paso, Texas	(Parkland HS)	1 Career Starts (6 app.)
<b>RT</b>	79	Jake Utley	6-6	315	R-So.	1L	College Station, Texas	(College Station HS)	5 Career Starts (13 app.)
	75	Juan Camacho Jr.	6-6	285	R-Sr.	1L	El Paso, Texas	(Bowie HS)	1 Career Starts (19 app.)
<b>TE</b>	89	Josh Schuchts	6-3	210	R-Fr.	RS	Tallahassee, Fla.	(North Florida Christian HS)	2 Career Starts (3 app.)
	86	Jordan Andrus	6-4	235	Fr.	HS	Houston, Texas	(Jack Yates HS)	0 Career Starts (0 app.)
<b>-or-</b>	47	Alex Szczesniak	6-2	220	R-So.	RS	Orland Park, Ill.	(Iowa Western)	0 Career Starts (7 app.)
<b>WR<sup>x</sup></b>	19	Eric Willis III	5-8	160	Sr.	TR	Collingdale, Pa.	(California [PA])	5 Career Starts (7 app.)
	17	Jaylan Brown	6-1	185	R-Fr.	TR	Nacogdoches, Texas	(Michigan State)	1 Career Starts (6 app.)
<b>WR<sup>ST</sup></b>	6	Kenny Odum	5-10	170	R-Jr.	1L	Savannah, Ga.	(Austin Peay)	16 Career Starts (18 app.)
	15	Trevon Tate	6-0	180	R-Sr.	TR	Erie, Pa.	(Clarion)	2 Career Starts (7 app.)
<b>WR<sup>2</sup></b>	23	Wondame Davis Jr.	6-1	180	R-Fr.	RS	Ennis, Texas	(Ennis HS)	3 Career Starts (6 app.)
	88	Toric Goins Jr.	6-2	180	R-Fr.	TR	Freeport, Texas	(Trinity Valley CC)	3 Career Starts (6 app.)
<b>RB</b>	14	Hahsaun Wilson	5-11	190	R-Sr.	TR	Houston, Texas	(Charlotte)	3 Career Starts (7 app.)
<b>-or-</b>	1	Ashten Emory	5-11	203	R-Fr.	RS	Dallas, Texas	(Rockwall HS)	3 Career Starts (10 app.)
<b>QB</b>	9	Skyler Locklear	5-11	195	R-Jr.	1L	Clayton, N.C.	(Austin Peay)	11 Career Starts (14 app.)
<b>-or-</b>	7	Malachi Nelson	6-3	193	R-So.	TR	Los Alamitos, Calif.	(Boise State)	5 Career Starts (6 app.)

### ORANGE SWARM DEFENSE

<b>DE</b>	19	Ashaad Hall	6-4	235	Sr.	TR	St. Petersburg, Fla.	(South Carolina State)	5 Career Starts (6 app.)
	3	Shakaun Bowser	6-5	255	Jr.	TR	Mesa, Ariz.	(Garden City CC)	0 Career Starts (6 app.)
<b>NT</b>	90	Ashton Coker	6-2	290	So.	1L	Kay, Texas	(Katy Taylor HS)	10 Career Starts (18 app.)
	92	Tyler Scott	6-1	315	Sr.	TR	Jackson, Ga.	(Kennesaw State)	1 Career Starts (7 app.)
<b>DT</b>	7	KD Johnson	6-1	275	5th	2L	Houston, Texas	(Kilgore College)	19 Career Starts (31 app.)
	99	Cole Gustafson	6-4	279	Sr.	TR	Rocklin, Calif.	(FLU)	2 Career Starts (7 app.)
<b>DE<sup>B</sup></b>	0	Udoka Ezeani	6-1	216	R-Sr.	TR	Richmond, Texas	(Boise State)	7 Career Starts (7 app.)
	32	Elijah Baldwin	6-2	230	R-Fr.	RS	San Antonio, Texas	(John Jay HS)	0 Career Starts (11 app.)
<b>MIKE</b>	48	Micah Davey	6-2	235	R-Sr.	TR	Baton Rouge, La.	(McNeese State)	7 Career Starts (7 app.)
	8	Stratton Shufelt	6-2	230	So.	1L	Rio Rancho, N.M.	(Cleveland HS)	1 Career Starts (8 app.)
<b>SAM</b>	10	Jayden Wilson	6-1	218	Jr.	TR	El Paso, Texas	(New Mexico)	4 Career Starts (7 app.)
	41	Vashon Brunswick II	6-1	215	Fr.	HS	Garland, Texas	(Sachse HS)	0 Career Starts (2 app.)
<b>SPUR</b>	12	Donte Thompson	5-11	175	R-Sr.	TR	Pensacola, Fla.	(Texas State)	4 Career Starts (6 app.)
	15	Kode Lowe	6-1	225	R-Jr.	TR	Coleman, Fla.	(West Florida)	2 Career Starts (7 app.)
<b>CB</b>	4	Neil Campbell	5-11	205	GS	TR	Chicago, Ill.	(Indiana Wesleyan)	7 Career Starts (7 app.)
	28	Erion Wilkins	6-2	170	Fr.	HS	Houston, Texas	(Atascocita HS)	0 Career Starts (1 app.)
<b>SS</b>	5	Solo Barnes	6-3	205	Sr.	TR	New Orleans, La.	(Fayetteville State)	7 Career Starts (7 app.)
	21	Tyler Jones	6-0	200	R-Sr.	TR	Orlando, Fla.	(Tennessee State)	0 Career Starts (5 app.)
<b>FS</b>	2	Xavier Smith	6-0	195	R-Jr.	1L	Atlanta, Ga.	(Austin Peay)	17 Career Starts (19 app.)
	16	Yessman Green	6-2	180	R-Sr.	RS	Mobile, Ala.	(Jax State)	0 Career Starts (4 app.)
<b>CB</b>	9	Marcell Blocker	6-3	190	Sr.	TR	Miami, Fla.	(Florida Memorial)	1 Career Starts (5 app.)
<b>-or-</b>	18	Justin Content	6-1	185	So.	1L	Hoschton, Ga.	(Mill Creek HS)	10 Career Starts (16 app.)

### WEFENSE UNIT

<b>K</b>	33	Tanner Cragun	6-2	195	R-So.	TR	Frisco, Texas	(Utah State)	2 Career Appearances
	91	Carlos Arreola	5-10	200	Jr.	TR	El Paso, Texas	(Sul Ross State)	6 Career Appearances
<b>-or-</b>	97	Joe Bowman	6-0	185	R-Sr.	1L	Carlsbad, Calif.	(SEMO)	7 Career Appearances
<b>P</b>	42	Noah Botsford	6-3	200	Jr.	TR	Fort Lauderdale, Fla.	(Valdosta State)	7 Career Appearances
	87	Jackson Cleaver	6-1	205	R-Sr.	TR	Tigard, Ore.	(Eastern Washington)	5 Career Appearances
<b>LS</b>	39	Josh Hancock	5-9	185	R-Sr.	2L	Corpus Christie, Texas	(Coastal Christian Home School)	22 Career Appearances
	45	Rio Hay	6-1	232	R-Fr.	TR	Dripping Springs, Texas	(UAPB)	0 Career Appearances
<b>H</b>	42	Noah Botsford	6-3	200	Jr.	TR	Fort Lauderdale, Fla.	(Valdosta State)	7 Career Appearances
<b>KR</b>	23	Wondame Davis Jr.	6-1	180	R-Fr.	RS	Ennis, Texas	(Ennis HS)	6 Career Appearances
	19	Eric Willis III	5-8	160	Sr.	TR	Collingdale, Pa.	(California [PA])	7 Career Appearances
<b>PR</b>	19	Eric Willis III	5-8	160	Sr.	TR	Collingdale, Pa.	(California [PA])	7 Career Appearances



## MINER NOTABLES

### WHERE TO WATCH & LISTEN

The Miners and Owls will be nationally televised on ESPNU with Chuckie Kempt (play-by-play) and Darius Walker (analyst) in the booth. The action will be on 600 ESPN El Paso with "The Voice of the UTEP Miners" **Jon Teicher**, calling play-by-play in his 45th season. 'Teich', who called his 500th game on Oct. 11, 2023, at FIU, is joined by former UTEP coach **Aaron Price** in the booth, providing analysis. El Paso native and long-running member of the local media, **Mando Medina**, will be reporting from the sidelines. The contest can also be heard on the UTEP Miners app.

### SERIES VS. KENNESAW STATE

The Miners lead the all-time series 1-0. UTEP defeated Kennesaw State 43-35 in double overtime on Nov. 9, 2024, in the Sun Bowl. QB **Skyler Locklear** threw for career highs in yards (327) and touchdown passes (four), while completing 84.8 percent (28-33) in the win. WR **Trey Goodman** hauled in 10 passes for 150 yards and WR **Kenny Odom** recorded 108 yards on eight receptions and racked up a career-high three touchdown receptions. Odom's first score put UTEP up 7-0 at the midway point of the first quarter, while his second TD tied the game at 35 all in the first overtime and the third was the game-winning score. UTEP took a 28-21 lead after QB **Shay Smith** ran for a three-yard touchdown at the beginning of the fourth, but KSU's Davis Bryson tied the game at 28 apiece after his 14-yard TD run with 2:43 left in the game.

### ABOUT KENNESAW STATE

The Owls won their fifth consecutive game after pouncing on FIU, 45-26, on Oct. 21, in Miami. Kennesaw State racked up 498 yards of total offense, including 284 in the air and 214 on the ground. The Owls' defense did surrender 503 yards to the Panthers. FIU got within seven points (24-17) after a field goal, but a Dexter Williams II 70-yard touchdown pass to Christian Moss extended KSU's lead to 14 points (31-17). The Panthers got another field goal to make it an 11-point game (31-20), but a Williams III's two-yard TD rush and a Chase Belcher six-yard scoring run put the game away 45-20. The Owls began the season 0-2 after losses at Wake Forest, 10-9, and at No. 21 Indiana, 56-9. The Owls started their win streak with a 27-13 victory over Merrimack College and defeated Arkansas State, 28-21, to even their record at 2-2. KSU didn't blink when CUSA action started, coming up with a 24-16 win against Middle Tennessee on Sept. 27 and a 35-7 thrashing of LA Tech Oct. 9. The Owls are averaging 25.3 points per game (177 total) and giving up 21.3 per contest (149 total). Coleman Bennett leads the team with 383 yards, while QB Amari Odom has a team-high three rushing scores. KSU ranks fourth in CUSA in rushing yards per game (155.7). Odom has thrown for 959 yards (68-96), completing 70 percent of his passes and five touchdowns. Williams II has thrown for 605 yards (51-90) and five scores. Gabriel Benyard leads the team in receptions (34), yards (495) and touchdown receptions (three). Benyard is the CUSA leader in receiving yards (495) and yards per game (70.7). Moss has tallied 365 yards on 23 catches. Baron Hopson leads the team with 68 tackles, while Tylon Dunlap leads with 3.5 sacks, 7.0 tackles for loss and fumble recoveries.

### LOOKING FOR THREE IN A ROW

UTEP is looking for its first three-game win streak on the road in conference play since 2004. The Miners won at NM State in the 2024 season finale, while winning at Sam Houston on Oct. 15. In 2004, the Miners chalked up road wins at Fresno State (24-21 on Oct. 9), at LA Tech (44-27 on Oct. 23) and at San Jose State (38-20 on Oct. 30) during Western Athletic Conference action.

### IN "WEEKDAY CUSA" GAMES

UTEP is 4-5 all-time in "Weekday CUSA" contests since it began in 2023. The Miners are 3-2 on the road after their 35-17 win at Sam Houston last week. In 2023, UTEP won at FIU 27-14 and was victorious at Sam Houston 37-34. UTEP dropped a pair at WKU and LA Tech last year.

### EARL CAMPBELL TYLER ROSE AWARD HONORABLE MENTION WEEK 8

QB **Skyler Locklear** threw for 236 yards on 21-of-26 passing, two touchdown tosses, along with 48 yards on the ground and two rushing scores to lead UTEP past Sam Houston. Locklear earned a weekly honor on Oct. 21, following his effort. Locklear's four-yard touchdown pass to TE **Josh Schuchts** tied the game at 7-7. Locklear's first rushing score, a two-yard trot to the end zone, gave the Miners a 14-7 lead. Locklear's second rushing score – a 15-yard dash to the house – put UTEP up 21-10. With the score 21-17 going into the fourth quarter, Locklear completed a 26-yard pass to WR **Kenny Odom** on a third-and-15. The big play resulted in a Locklear to Odom 20-yard touchdown as the Miners took an 11-point lead with just over three minutes to play.

### MOST RUSHING TD'S BY A UTEP QB SINCE '23

**Skyler Locklear** rushed for a career-high two touchdowns (two yards, 15 yards). He was the first UTEP quarterback to do so in a single game since QB **Gavin Hardison** ran for a pair against UNLV on Sept. 23, 2023. He's the first UTEP QB to do it on the road since QB **Calvin Brownholtz** took two to the house on Dec. 11, 2020 (at North Texas).

### RUNNING MAN

**Skyler Locklear** has rushed for 106 yards in the last two games (53.0 avg.) after gaining 48 yards at Sam Houston. The week prior, Locklear rushed for a career-high 58 yards against Liberty. Overall, Locklear has gained 149 yards on 25 attempts (5.96 avg.). Locklear is averaging 37.3 rushing yards per game.

### FANCY FEET

**Skyler Locklear** has rushed for three touchdowns so far in 2025. It's the most rushing scores by a UTEP quarterback since QB **Kevin Hurley's** trio of touchdown runs in 2023. Overall, Locklear has rushed for five touchdowns in his career. He ranks tied for fourth in CUSA in rushing touchdowns by quarterbacks.

### BACK2BACK TOUCHDOWN DRIVES

**Skyler Locklear** engineered back-to-back touchdown drives against Sam Houston. It was the first time this season the Miners scored on back-to-back possessions against an FBS school. On his first drive, Locklear directed the Miners on only three plays for 50 yards, resulting in a TE **Josh Schuchts** touchdown catch. Locklear gave the Miners the go-ahead lead with an 86-yard, nine-play march to pay dirt, capped by Locklear's two-yard score.

### SKYLER'S SECOND START IN '25

**Skyler Locklear** made his second start of the season at Sam Houston. Overall, Locklear has started 11 games with the Orange and Blue.

### CAREER NIGHT FOR KENNY

WR **Kenny Odom** hauled in a career-high 10 receptions in UTEP's win at Sam Houston. Odom tallied 67 yards, including a big 26-yard catch on a third-and-15 play and a 20-yard touchdown reception on the same drive that helped put the game away. Odom added career bests in rushing yards (25) and rush attempts (three). Odom totaled 92 all-purpose yards against the Bearcats.

### KENNY IS A CATCH

**Kenny Odom** leads CUSA in receptions per game (6.0) and is tied for the league lead with 36 receptions. Odom's team-high 367 receiving yards rank fifth in CUSA. Odom is tied for third in the league with three touchdown receptions. Odom ranks tied for 20th in the nation in receptions per game.



## MINER NOTABLES

### RUNNING WILD

RB **Ashten Emory** rushed for a career-high 96 yards on a career-most 15 carries (6.4 avg.) and scored a touchdown on a career-long 34-yard breakaway run in UTEP's victory at Sam Houston. Emory totaled a career-best 118 all-purpose yards, adding two catches for a career-high 22 yards. Emory's previous high was 50 yards against LA Tech. Emory has rushed for a team-high 237 yards on 60 carries and three scores. He ranks 19th in CUSA in rushing. Emory has added 10 passes for 73 yards and two touchdowns.

### FIRST TD SINCE WEEK TWO

Ashten Emory found the end zone on a 34-yard dash to pay dirt at Sam Houston. It was Emory's first house call since week two, when he accounted for three touchdowns against UT Martin on Sept. 6. Overall, Emory leads the Miners and is tied for fifth in CUSA with five total touchdowns (three rush, two rec.).

### MOST RUSHING TD'S SINCE '23

UTEP rushed for a season-high three touchdowns at Sam Houston. QB **Skyler Locklear** accounted for two and RB **Ashten Emory** ran for the other. It was the most in a single game since tallying a trio of rushing scores against Liberty on Nov. 25, 2023, and the most on the road since Oct. 25, 2023, at Sam Houston.

### BIG PLAY WONDAME

WR **Wondame Davis Jr.** led the Miners with 79 yards on three catches (26.3 avg) in UTEP's win at Sam Houston. Davis Jr. leads CUSA and ranks 10th in FBS, averaging 20.9 yards per reception. Davis Jr.'s three touchdown receptions rank tied for third in the conference. Overall, Davis Jr. has tallied 272 yards on only 13 receptions.

### FIRST CAREER TD

WR **Josh Schuchts** hauled in a four-yard touchdown at Sam Houston, the first touchdown of his young UTEP career. Schuchts, a redshirt freshman, missed all of 2024 with an injury. Since then, he's filled in at the tight end position with multiple injuries to the tight ends recently. Schuchts is no stranger to the end zone, however, as he was on the other end of a pair of two-point conversions this season. Overall, Schuchts has tallied 43 yards on eight receptions with a touchdown. His first career start came during his first-ever collegiate game against LA Tech on Sept. 27, in the Sun Bowl. Schuchts reeled in four balls for 21 yards. He followed with 18 yards on three catches the next week against Liberty.

### GO FOR DOS

UTEP has converted four two-point conversions, tying for first with four other teams (Baylor, Charlotte, Iowa State, UAB) in FBS. QB **Shay Smith** hooked up with WR **Josh Schuchts** on a two-point conversion against Liberty. Schuchts hauled one in from QB Skyler Locklear last week against LA Tech. QB **Cade McConnell** also found the end zone on the two-pointer, leaping over multiple defenders on a trick play against UT Martin. QB **Malachi Nelson** converted one on a pass to RB **Hahsaun Wilson** against ULM.

### BALL SECURITY

UTEP has lost only two fumbles, ranking tied for 17th in FBS and tied first in Conference USA. The Miners have only combined for three total fumbles, ranking tied for fifth nationally.

### BIG PLAYS FROM THE BLUE BLAZE

In the longest plays from scrimmage in Conference USA, UTEP ranks first in 90+ yard plays (1), 70+ yards (3), 60+ yards (4), 40+ yards (10) and 30+ yards (20).

### TOTAL DEFENSE

UTEP ranks third in CUSA and 58th nationally in total defense (357.6).

## #2 LUKE LAUFENBERG #LiveLikeLuke

The UTEP football team will continue to pay tribute to the late Luke Laufenberg throughout the 2025 season. Laufenberg passed away at the age of 21 on Thursday, Aug. 22, 2019 after battling cancer for two years. A tight end from Dallas, Texas, Laufenberg joined the Miners for 2019 spring ball after playing at Mesa Community College in 2017. UTEP players have worn black "LUKE" stickers on their helmets since the start of the 2019 season. Redshirt freshman and El Paso native WR Marcus Torres will wear his #2 Laufenberg jersey throughout the season. WR Justin Garrett was the first Miner to don the #2 jersey during the 2020 season and continued the trend in 2021. QB Gavin Hardison was the second Miner to don the #2 jersey (2022-23) and WR Javoni Gardere was the third (2024). Laufenberg played his senior season at Argyle Liberty Christian High School in Argyle, Texas, where he was named 2016 Offensive Newcomer of the Year and honorable mention All-District. He initially walked on at Texas A&M before continuing his football career at Mesa Community College, where he appeared in six games prior to being diagnosed with Burkitt lymphoma.



## #3 TRENCH WARRIOR

The "Trench Warrior" is a single digit that is assigned to the most deserving D-Lineman. They are a leader, and they embody UTEP's culture on and off the field. It is something head coach Scotty Walden created to signify that wearing a single digit on the DL means you're a "bad dude." On Aug. 21, Walden announced that junior defensive lineman Shakaun Bowser will don the no. 3 number in 2025.



## MINER NOTABLES

### FIRST-DOWN DEFENSE

UTEP ranks second in CUSA and is tied 33rd nationally in first downs defense (136).

### ORANGE SWARM SACK ATTACK

UTEP leads Conference USA and ranks tied for 32nd in FBS with 19 sacks. The Miners' 2.7 sacks per game lead the conference and rank 24th nationally.

### TACKLING BEHIND THE LINE OF SCRIMMAGE

UTEP has tallied a Conference USA-best 54 tackles for loss. The Miners rank tied for 18th in FBS in total TFL. Its 7.7 TFL per game is also first in CUSA and ranks eighth in FBS. Oklahoma leads the nation in total TFL (89) and TFL per game (11.1). UTEP's 212 yards lost on the TFL ranks tied for 26th in FBS.

### THIRD-DOWN DEFENSE

UTEP ranks first in Conference USA and is ranked fourth in FBS in third-down conversion percentage defense (25.0, 26-of-104). The Miners only yielded 6-of-18 at Sam Houston. Ohio State leads the nation at 21.4 percent (19-89).

### PASSING DEFENSE

UTEP ranks second in Conference USA and 43rd in FBS in passing defense (201.4).

### CUSA LEADING TACKLER

LB **Micah Davey** leads Conference USA and is fourth in FBS in total tackles (77). Davey ranks fourth in FBS in tackles per game (11.0). Davey totaled 14 more tackles at Sam Houston and 46 in his last four games (11.5 per game). Davey's 37 solo tackles lead the defense. For his college career, Davey has amassed 388 tackles in 35 games (11.1 per game).

### SEASON-HIGH 13 SOLO STOPS

**Micah Davey** was a one-man wrecking crew at Sam Houston after racking up 13 solo tackles of his 14 total. It's the most since joining the Miners and tied his collegiate career after registering 13 solo tackles against Houston Christian on Nov. 11, 2023, while playing at McNeese State. Overall, it's Davey's seventh career double-digit solo tackle effort.

### EKOW'S FIRST FUMBLE RECOVERY

Bandit **Ekow Taylor** (pronounced ECHO) recorded a fumble recovery and returned the ball 63 yards before coming up short of the scoop-and-score at Sam Houston. It was UTEP's fifth overall fumble recovery this season.

### GET LOWE

Spur **Kode Lowe** (pronounced CODY) tallied his first forced fumble as a Miner at Sam Houston. He last forced one in 2024 while playing at West Florida. Lowe's FF led to Ekow Taylor recovering the ball and returning it 63 yards.

### KD A FORCE INSIDE

DT **KD Johnson** tied his career best with eight tackles at Sam Houston. It's the third time in his career and the second time in 2025 that Johnson posted eight tackles. Overall, Johnson has tallied 37 tackles, ranking sixth on the defense and 32nd in CUSA. Johnson leads all CUSA interior defensive linemen in tackles. Johnson is well on pace to surpass his 40 tackles in 2024.

### FIRST SACK FOR SOLO

S **Solo Barnes** registered his first sack as a Miner at Sam Houston. It was his first sack since tallying one in 2024 while playing at Fayetteville State.

### X MARKS THE SPOT

S **Xavier Smith** leads UTEP with four passes defended and ranks tied for 10th in CUSA. Smith has totaled three pass breakups and an interception. Smith ranks fourth on the team with 41 tackles.

### WILSON STEPPING UP

LB **Jayden Wilson** has started the last four games after stepping into the starting lineup following multiple injuries to the linebacking corps. Wilson has totaled 38 tackles (9.5 per game) during that span. Wilson recently tallied a collegiate career-high 16 tackles against Liberty on Oct. 8. Wilson has totaled 53 tackles overall on the season. Wilson ranks tied for fifth in CUSA in total tackles and tied for eighth in tackles per game (7.6).

### FEWEST PENALTIES PER GAME

UTEP averages 5.7 penalties per game, ranking third-fewest in Conference USA and tied 43rd nationally. The Miners' 52.3 penalty yards per game rank third in CUSA.

### BOOTING BOTSFORD

P Noah Botsford ranks second in Conference USA, averaging 46.4 yards per game. Botsford has tallied 1,670 yards on 36 boots. Botsford has a long punt of 66 yards with 10 placed inside the 20 and 11 50+ yard punts. Botsford averaged 50.0 yards on three punts (150 yards) at Sam Houston. It was the second time this season that Botsford averaged 50.0 yards (vs. UT Martin). His 66-yard boot tied his career best. Botsford, who was named to the Ray Guy Award Watch List on Sept. 3.

### EZEANI SECOND IN CUSA

Bandit **Udoka Ezeani** ranks tied for second in Conference USA and ranks tied for 33rd in FBS with 8.5 tackles for loss.

### LEADER OF THE SACK

**Udoka Ezeani** leads UTEP with 4.0 sacks after posting a career-high 2.0 sacks against LA Tech. He also ranks second in CUSA in sacks and sacks per game (0.57). Texas Tech's David Bailey leads the nation in sacks (10.5) and sacks per game (1.5).

### CAREER NIGHT FOR MALACHI

QB **Malachi Nelson** threw for a career-high 404 yards against ULM. Nelson completed 22 passes on a career-most 46 attempts to go along with a trio of touchdown passes. His 404-yard effort is the 13th-best performance in program history.

### FIRST TIME IN 16 YEARS

**Malachi Nelson** became the first UTEP QB to pass for at least 400 yards since **Trevor Vittaoe** did so vs. Marshall (517 yards) on Nov. 28, 2009.

### 400+YARD PASSING CLUB

**Malachi Nelson** was the seventh UTEP quarterback to throw for at least 400 yards passing after throwing for 404 against ULM. **Bill Craiggo**, **Brooks Dawson**, **Sammy Garza**, **Jordan Palmer**, **Billy Stevens** and **Trevor Vittaoe** all threw for at least 400 yards in one game.

### NELSON'S FIRST 4 STARTS UNDER CENTER

**Malachi Nelson** put up big numbers in his first four starts as a Miner. Nelson has thrown for 1,069 yards on 82-of-142 passing with eight touchdowns and five interceptions. Other notable UTEP quarterbacks' first four starts include: **Billy Stevens** (1965), 78-of-158 for 1,425 yards, 10 TDs, eight interceptions; **Brooks Dawson** (1967), 62-of-126, 1,147 yards, 17 TD, 5 INT; **Pat Hegarty** (1987), 74-of-134 for 935 yards, 6 TD, 7 INT; **Jordan Palmer** (2003), 62-of-116, 723 yards, 4 TD, 9 INT; **Trevor Vittaoe** (2007), 43-of-90, 721 yards, 5 TD, 1 INT; **Nick Lamaison** (2011), 64-of-108, 891 yards, 7 TD, 5 INT; **Jameill Showers** (2013), 76-of-115, 856 yards, 7 TD, 1 INT; **Gavin Hardison**, (2020) 57-of-105, 850 yards, 1 TD, 1 INT.



# MINER NOTABLES

## DAVIS JR. CUSA FRESHMAN OF THE WEEK - SEPT. 22

WR **Wondame Davis Jr.** produced breakout numbers against ULM in the Sun Bowl. He was named the Conference USA Freshman of the Week on Sept. 22. Davis Jr. scored his first collegiate touchdown – a 44-yard reception – during the fourth quarter. He added another – a 20-yard catch – with six minutes left in the final frame. Davis Jr. set career bests in receptions (six), receiving yards (119) and long reception (44). His efforts helped the Miners rally from a 31-10 deficit as his second TD helped UTEP get within six points with six minutes remaining. He entered the game with one career catch for seven yards (at no. 10 Tennessee in 2024).

## A PAIR GOING OVER THE CENTURY MARK AGAIN

For the second time this season, the Miners had two receivers hit 100 yards. WR **Trevon Tate** hauled in seven passes for 133 yards, while WR **Wondame Davis Jr.** also had six catches for 119 yards. The first pair to do it this season were WR **Kenny Odom** (124 yards) and WR **Toric Goins Jr.** (105 yards) against UT Martin on Sept. 13.

## LONGEST PLAY FROM SCRIMMAGE IN PROGRAM HISTORY

RB **Hahsaun Wilson** zoomed past Skyhawk defenders on his way to a school-record 94-yard touchdown run. The previous longest run was a 91-yard scamper by RB **Aaron Jones** at Texas Tech in 2015. The previous longest play from scrimmage was a 92-yard **Billy Stevens'** touchdown pass to **Bob Wallace** in 1965.

## SECOND LONGEST PLAY FROM SCRIMMAGE IN THE NATION

**Hahsaun Wilson's** 94-yard touchdown run against UT Martin is the second longest rush play and second longest overall play from scrimmage in the nation. Wilson is one of five players in FBS to account for a 90+ yard play from scrimmage. Virginia's Harrison Waylee owns the longest play from scrimmage, a 97-yard rush on Sept. 13.

## SUN CITY SENSATIONS

The 2025 UTEP football roster features 11 players from El Paso, Texas: K **Carlos Arreola** (Clint HS), OL **Juan Camacho Jr.** (Bowie HS), C **Ivan Escobar** (Montwood HS), S **Jaime Guerrero** (Eastlake HS), S **Cam Harrelson** (Montwood HS), OL **Joseph Immediato** (Eastwood HS), OL **Tyrone D. McDuffie III**, QB **Shay Smith** (Franklin HS), WR **Marcus Torres** (Pebble Hills), LB **Jayden Wilson** (Austin HS) and OL **Craig Wydra** (Andress HS).

## UTEP FATHER-SON CONNECTION

LB **Pete Shufelt**, the father of LB **Stratton Shufelt** and RB **Paul Smith**, the father of QB **Shay Smith**, also played their college ball at UTEP. Pete was a linebacker from 1989-93, ranking 10th on the program's all-time tackles list with 385 (236 solo). Paul played from 1996-1999 and ranks eighth on the school's all-time rushing list with 2,539 yards.

## NFL KIDS

LB **Micah Davey**, S **Lantz Russell**, LB **Stratton Shufelt** and QB **Shay Smith** come from pro backgrounds as their fathers all played in the NFL. QB Rohan Davey was drafted by the New England Patriots in 2002 (fourth round, 117th overall out of LSU). RB Leonard Russell played in the NFL for six seasons after being drafted by the Patriots in 1991 (first round, 14th overall out of Arizona State). He tallied 3,973 yards and 29 rushing touchdowns in 85 games. RB **Paul Smith** played in the NFL for seven seasons after being drafted in 2000 by the San Francisco 49ers (fifth round, 132nd overall). Smith rushed for 210 yards and a touchdown in 79 career games. LB **Pete Shufelt** played in five regular-season games for the New York Giants in 1994.

## UP NEXT

UTEP will make its return to the Sun City in nearly a month to host Jax State on Saturday, Nov. 8, in the Sun Bowl. The Miners and Gamecocks are set for a 1 p.m. kickoff. It will mark the first-ever trip to the 915 for Jax State.

# NCAA TEAM RANKINGS

NCAA CATEGORY	UTEP	KSU
Total Offense	111	71
Rushing Offense	123	67
Passing Offense	75	72
Team Passing Efficiency	124	38
Scoring Offense	111	85
Total Defense	58	103
Rushing Defense	88	93
Passing Yards Allowed	43	101
Team Passing Efficiency Defense	69	71
Scoring Defense	68	40
Turnover Margin	130	94
3rd Down Conversion Pct.	128	62
4th Down Conversion Pct.	113	86
3rd Down Conversion Pct. Defense	4	76
4th Down Conversion Pct. Defense	14	17
Red Zone Offense	118	56
Red Zone Defense	49	22
Net Punting	41	85
Punt Returns	107	50
Kickoff Returns	130	66
First Downs Offense	133	112
First Downs Defense	33	64
Fewest Penalties Per Game	43	93
Fewest Penalty Yards Per Game	55	86
Time of Possession	134	123

# TEAM LEADERS

UTEP - OFF: 21.0 PPG/329.7 YPG | DEF: 24.1 PPG/357.6 YPG

Rushing	Att.	Net	Avg.	TD	YPG
Ashten Emory	60	237	4.0	3	33.9
Hahsaun Wilson	39	208	5.3	1	34.7

Passing	C-A-I	Pct.	Yds.	TD	YPG
Malachi Nelson	104-190-9	54.7	1163	8	193.8
Skyler Locklear	35-52-4	67.3	400	3	100.0

Receiving	Rec.	Yds.	Avg.	TD	YPG
Kenny Odom	36	367	10.2	3	61.2
Trevon Tate	21	228	10.9	1	32.4

Defense	U-A-TT	TFL	SACK	FR (YDS)-FF
Micah Davey	37-40-77	4.5-10	1.0-4	1(0)-0
Jayden Wilson	20-33-53	6.5-18	0.5-4	1(34)-1

KENNESAW STATE - OFF: 25.3 PPG/382.3 YPG | DEF: 21.3 PPG/403.0 YPG

Rushing	Att.	Net	Avg.	TD	YPG
Coleman Bennett	80	383	4.8	2	54.7
Alexander Diggs	53	228	4.3	2	32.6

Passing	C-A-I	Pct.	Yds.	TD	YPG
Amari Odom	68-96-1	70.8	959	5	191.8
Dexter Williams II	51-90-1	56.7	605	5	121.0

Receiving	Rec.	Yds.	Avg.	TD	YPG
Gabriel Benyard	34	495	14.6	3	70.7
Christian Moss	23	365	15.9	1	52.1

Defense	U-A-TT	TFL	SACK	PBU
Baron Hopson	31-37-68	2.0-4	0.0-0	4
Garland Benyard	16-21-37	1.0-1	0.0-0	1



# MINER NOTABLES

## 2025 UTEP FOOTBALL CAPTAINS

### BLUE BLAZE



Ivan  
**ESCOBAR**  
#53 / C

Kenny  
**ODOM**  
#6 / WR

Kam  
**THOMAS**  
#5 / MB

### ORANGE SWARM



Neil  
**CAMPBELL**  
#4 / CB

Joshua  
**RUDOLPH**  
#1 / LB

KD  
**JOHNSON**  
#7 / DT

### WEFENSE



Garrett  
**HAWKINS**  
#43 / LB

Stratton  
**SHUFELT**  
#8 / LB

#### 2025 "UTEP FOOTBALL WITH SCOTTY WALDEN" RADIO SHOW DATES/LOCATIONS

Wednesday, Aug. 27 (6-7 pm)	Border City Ale House
Wednesday, Sept. 3 (6-7pm)	Deadbeach Brewery
Wednesday, Sept. 10 (6-7 pm)	Border City Ale House
Wednesday, Sept. 17 (5-6 pm)	Deadbeach Brewery
Wednesday, Sept. 24 (6-7 pm)	Border City Ale House
Tuesday, Oct. 7 (6-7 pm)	Deadbeach Brewery
Monday, Oct. 13 (5-6 pm)	Border City Ale House
Friday, Oct. 24 (5-6 pm)	Deadbeach Brewery
Wednesday, Nov. 5 (6-7 pm)	Border City Ale House
Wednesday, Nov. 12 (6-7 pm)	Deadbeach Brewery
Tuesday, Nov. 18 (6-7 pm)	Border City Ale House
Wednesday, Nov. 26 (6-7 pm)	Deadbeach Brewery

#### LOCATIONS & ADDRESS

**Deadbeach Brewery:** 3200 Durazno Ave.  
**Border City Ale House:** 1506 N. Lee Trevino Dr.  
 Listen Live on 600 ESPN El Paso & the UTEP Miners app

## 2025 UTEP FOOTBALL TRENDS

OVERALL	2-5
VS. CONFERENCE USA	1-2
NONCONFERENCE RECORD	1-3
HOME	1-3
AWAY	1-2
DAY GAMES	0-1
NIGHT GAMES	2-4
VS. TOP 25 TEAMS	0-1
NEUTRAL	0-0
NATIONAL TV	1-3
CBSSN	0-2
ESPN+	1-2
ESPNU	0-0
SEC NETWORK	0-1

#### OFFENSE

WHEN SCORING FIRST	1-0
WHEN THE OPPONENT SCORES FIRST	1-5
WHEN LEADING AT HALFTIME	2-0
WHEN TRAILING AT HALFTIME	0-5
WHEN TIED AT HALFTIME	0-0
WHEN LEADING AFTER THIRD QUARTER	2-0
WHEN TRAILING AFTER THIRD QUARTER	0-5
WHEN TIED AFTER THIRD QUARTER	0-0
IN OVERTIME GAMES	0-0
WHEN SCORING LESS THAN 20 POINTS	0-4
WHEN SCORING 20+ POINTS	0-1
WHEN SCORING 30+ POINTS	1-0
WHEN SCORING 40+ POINTS	1-0
WHEN RUSHING FOR < 100 YARDS	0-3
WHEN RUSHING FOR 100+ YARDS	2-2
WHEN RUSHING FOR 200+ YARDS	0-1
WHEN PASSING FOR 200+ YARDS	1-0
WHEN PASSING FOR 250+ YARDS	1-0
WHEN PASSING FOR 300+ YARDS	0-1
WHEN TOTALING < 300 YDS TOTAL OFFENSE	0-4
WHEN GAINING 300+ YDS TOTAL OFFENSE	2-1
WHEN HAVING NO TURNOVERS	0-1
WHEN HAVING LESS THAN 3 TURNOVERS	2-3
WHEN HAVING 3 OR MORE TURNOVERS	0-1
WHEN HAVING MORE THAN 30:00 TOP	1-0
WHEN HAVING LESS THAN 30:00 TOP	0-5

#### DEFENSE

WHEN ALLOWING LESS THAN 20 POINTS	2-1
WHEN ALLOWING 20+ POINTS	0-2
WHEN ALLOWING 30+ POINTS	0-2
WHEN ALLOWING < 100 YDS RUSHING	1-1
WHEN ALLOWING 100+ YDS RUSHING	1-2
WHEN ALLOWING 200+ YDS RUSHING	0-2
WHEN ALLOWING < 200 YARDS PASSING	0-2
WHEN ALLOWING 200+ YARDS PASSING	1-3
WHEN ALLOWING 250+ YARDS PASSING	1-0
WHEN ALLOWING 300+ YARDS PASSING	0-0
WHEN ALLOWING < 300 YDS TOTAL OFFENSE	0-1
WHEN ALLOWING 300+ YDS TOTAL OFFENSE	2-4
WHEN HAVING NO TAKEAWAYS	0-3
WHEN HAVING 3 OR LESS TAKEAWAYS	2-1
WHEN HAVING 4 OR MORE TAKEAWAYS	0-1



# UTEP HEAD COACH



# SCOTTY WALDEN

SUL ROSS STATE '12

SECOND SEASON AT UTEP  
EIGHTH SEASON AS A HEAD COACH

Scotty Walden, native Texan and one of the most dynamic young head coaches in the country, was named UTEP Football's 27th head coach on Dec. 4, 2023.

The Miners won two of the last three games to conclude Walden's first season at the helm in 2024. Walden chalked up his first victory with the Orange and Blue on Oct. 16 when the Miners defeated FIU, 30-21, in the Sun Bowl. UTEP also defeated Kennesaw State, 43-35, in double overtime, while the Miners concluded the 2024 season with a come-from-behind victory at NM State, 42-35, in the 101st Battle of I-10 on Nov. 30.

In its three victories, UTEP's "Blue Blaze" offense averaged 38+ points per game and over 374 yards of total offense. Offensively, multiple players, who transferred from Austin Peay (Walden's previous school), were team leaders in specific statistical categories. Jevon Jackson gained a team-high 754 yards on the ground with six total touchdowns (four rush, two rec.). Jackson ranked sixth in CUSA in rushing yards. Kam Thomas, who was a 2024 All-CUSA first team special teams player, was the team leader in punt returns on wefense. He ranked second in CUSA with 200 yards on 10 returns (20.0 avg.), including a long return of 93 yards for a TD at NM State. Thomas was one of two players in CUSA to return a punt for a score. Thomas also grabbed 47 receptions - tied for the team lead with Trey Goodman. Goodman tallied 469 yards receiving. Goodman set career highs in receptions (12) and receiving yards (150) during the Miners' win against Kennesaw State. Goodman caught all 12 balls that were thrown his way. Kenny Odom, a 2024 All-CUSA second team selection, led the way with 741 yards receiving and eight touchdowns. Odom ranked second in CUSA in receiving scores (eight) and sixth in yards per reception (16.1 avg.). Odom's eight touchdown receptions were the most

by a Miner since 2016. Odom recorded a season-best 128 yards on seven receptions with a pair of touchdowns at Colorado State. Odom racked up a career-best three touchdown receptions against Kennesaw State. He tallied 108 yards on eight catches against the Owls.

Skylar Locklear also followed Walden from APU. Locklear threw for 1,583 yards on 148-of-233 passing and 10 touchdowns in 10 games. He completed 63.5 percent of his passes, ranking fourth on the program's top 10 single-season list. Locklear added 237 yards rushing and two touchdowns, while also tallying 32 yards on three catches and a score. Locklear pulled a trifecta when he became the first FBS player since 2015 to throw a touchdown, rush for a touchdown and record a receiving touchdown in a single game. The feat was achieved against SUU when Locklear threw a five-year touchdown pass early in the first quarter and followed with a five-yard rushing score at the end of the first. Locklear then hauled in a four-year touchdown pass from Jaden Smith that tied the ball game at 24 apiece with no time left on the clock. Locklear ended the game, throwing for 295 yards on 22-of-29 passing (75.9 percent). Locklear put up career numbers during UTEP's win over KSU, throwing for a career-high 327 yards on a career-best 28 completions (33 attempts) with a career-most four touchdown passes. It was the most touchdown passes by a UTEP quarterback since 2014, while Locklear's 84.8 completion percentage was the third-best in program history.

On defense, the "Orange Swarm" racked up CUSA-highs in sacks (36) and tackles for loss (87). The Miners ranked tied for 20th in FBS in total sacks and tied for 11th in sacks per game (3.0). UTEP's 7.3 TFLs per game ranked first in CUSA and 13th in FBS. The defense scored three touchdowns, ranking tied for 12th in FBS and first in CUSA. Kory Chapman returned a fumble for the score

against Sam Houston, while Bryon Thompson scored a pair of touchdowns on fumble recoveries at NM State. Another defensive highlight in 2024 was the defense intercepting four passes in the victory over FIU. It was the most since picking off four passes at Tulane in 2011, and the most INTs by the defense in the Sun Bowl since 2008 (vs. SMU). The Miners' 11 interceptions were the most since the 2014 season. Maurice Westmoreland, an All-CUSA first team player, led the team and CUSA with 8.0 sacks. Kyran Duhon, who was named All-CUSA second team and the All-Freshman team, ranked second on the team and CUSA with 7.0 sacks. Duhon's sack total was the most by a UTEP freshman since 1990. KD Johnson picked up 3.5 sacks (third most on the team) from the interior defensive line. Linebacker Dorian Hopkins paced the defense with 87 tackles. Chapman, Hopkins, Amier Boyd-Matthews and Lantz Russell each intercepted two passes.

In the classroom, the UTEP football program set a school record with its 3.2 GPA following Walden's first year at the helm. Locklear and Johnson were named to the 2024 CUSA All-Academic Team on Nov. 22.

## WALDEN COACHING RECORD

SEASON	SCHOOL	OVERALL		CONFERENCE	
		W-L		W-L	
2016	East Texas Baptist	7-3		3-3	(4th)
2020	Southern Miss	1-3			1-1
2020-21	Austin Peay	4-2		4-2	(3rd)
2021	Austin Peay	6-5		4-2	(t-2nd)
2022	Austin Peay	7-4		3-2	(t-1st)
2023	Austin Peay	9-3		6-0	(1st)
2024	UTEP	3-9		3-5	(6th)
2025	UTEP	2-5			1-2
<b>TOTALS</b>		<b>39-34</b>		<b>25-17</b>	



# UTEP HEAD COACH

Johnson, a senior defensive tackle, posted a 3.60 GPA in nursing, while Locklear worked towards a 3.83 GPA in business. Overall, 60 football players were named to the 2024-25 CUSA Commissioner's Academic Honor Roll (3.0 GPA or higher), while 16 of them were also named 2024-25 CUSA Commissioner's Academic Medalists (3.75 GPA or higher).

Walden joined the Miners after four seasons as the head coach at Austin Peay State University in Clarksville, Tenn. In 2023, he led the Governors to a 9-3 record, a perfect 6-0 mark in the United Athletic Conference, and a no. 13 FCS national ranking. It marked the first undefeated conference season in school history. He was named a finalist for the Eddie Robinson Award, presented by FedEx Ground and Stats Perform to the FCS National Coach of the Year. Austin Peay has won four conference titles since 1977 – with two coming under Walden's watch. He is the only coach to lead Austin Peay to two conference championships.

The Cleburne, Texas, native led the Governors to a 26-14 mark with four winning seasons (4-2 in COVID-shortened 2020-21 campaign, 6-5 in 2021, 7-4 in 2022, 9-3 in 2023). The Governors hadn't enjoyed back-to-back winning campaigns since 1983-84 prior to Walden's arrival. His career head coaching record is 34-20, including 7-3 in one season heading up the program at East Texas Baptist University in 2016. Walden was also interim head coach at Southern Miss for four games in 2020.

The 2023 Austin Peay squad ranked fourth nationally in passing efficiency (162.17), ninth in scoring offense (34.1 ppg), 11th in passing completion percentage (.667), 13th in passing offense (274.1 ypg) and 15th in total offense (426.8 ypg). The

Governors set school records for scoring offense, total offense and passing offense. Austin Peay also rated seventh in the country in third down conversion defense with a stingy .303 percentage, and the Governors' three defensive touchdowns ranked 12th nationally. Austin Peay's special teams unit was equally stellar, leading the country in punt returns with a 21.3-yard average.

Austin Peay rattled off a school-record nine consecutive wins after opening the season 0-2, including a 30-13 setback at then-ninth ranked Tennessee on Sept. 9. Playing before over 100,000 hostile fans, the Governors were tied with the Vols, 6-6, shortly before halftime and trailed by 10 points (23-13) midway through the fourth quarter.

In 2022, Walden led the Governors to the third conference title in program history. Austin Peay was the top defense in the ASUN Conference, ranking fourth in the FCS in third down conversion percentage defense (.308), 12th in total defense (317.2 ypg), 19th in passing defense (188.7 ypg) and 20th in rushing defense (128.5 ypg). Offensively, Austin Peay averaged 202.3 rushing yards and 243.3 passing yards per game, marking the first time in program history that the Governors averaged 200-plus rushing and passing yards per game in the same season.

In 2021, the Governors tied a school record with seven First Team All-OVC selections and 14 total All-OVC picks.

While at Austin Peay, Walden has coached four consensus All-America honorees – Kordell Jackson (2020), DeAngelo Wilson (2020), Johnathon Edwards (2021) and Koby Perry (2021). Bucky Williams was an American Football Coaches Association Second Team All-American and a HERO Sports Sophomore All-American in 2020. Draylen Ellis and Terrell Allen received Sophomore All-America honors in 2021. Drae McCray was also tabbed a HERO Sports All-America in 2021.

Walden has also coached 28 All-Conference players and four league All-Newcomer selections during his time at Austin Peay.

His teams have also excelled academically. In five of six semesters since Walden's arrival, the Governors posted a 3.0 cumulative team grade point average, including a program record 3.28 GPA during the spring 2022 semester. The Governors also claimed the 2020-21 and 2021-22 OVC Team Academic Achievement Awards.

After joining the Southern Miss staff as wide receivers coach in 2017, he was promoted to co-offensive coordinator for the 2019 season. In 2019, the American Football Coaches Association tabbed Walden as a Top 35 coach under 35 years of age. He

coached first team All-Conference USA selection wideout Quez Watkins, who led the league with 64 catches and 1,178 receiving yards (17th in the FBS). Watkins' 107.1 receiving yards per game also ranked sixth in the FBS. He was selected in the sixth round of the 2020 NFL Draft by Philadelphia, and has appeared in 45 games for the Eagles with 23 starts since then.

Walden took over for Jay Hopson as interim head coach at Southern Miss in September of 2020, and was hired by Austin Peay as head coach shortly thereafter.

Walden was the youngest head coach in the NCAA (26 years old) at the time of his hiring at East Texas Baptist. He directed the Tigers to a national ranking in a school-record nine consecutive weeks, climbing as high as no. 15. East Texas Baptist also generated the no. 1 scoring offense (49.9 points per game) for all levels of the NCAA and the no. 2 total offense in Division III (school-record 564.3 yards per game).

Walden was offensive coordinator at East Texas Baptist for three years (2013-15) prior to being elevated to head coach. In his time as an assistant, ETBU football players broke a combined 26 individual and team records. One of his protégés was wide receiver Jamaine Sherman, a first team All-Conference honoree who became the first player in school history to sign an NFL contract with the St. Louis Rams in 2014.

He got his start in coaching at his alma mater, Sul Ross State, serving as offensive coordinator and quarterbacks coach for the 2012 season. His team broke 16 offensive school records in 2012, including most yards in a game (800) and points in a game (75). The Lobos ranked no. 1 in Division III in total offense (581.9 ypg), no. 2 in first downs (271), no. 3 in scoring offense (48.8 ppg), no. 9 in passing efficiency (164.30), no. 11 in passing offense (333 ypg) and no. 19 in rushing offense (248.9 ypg). Walden coached six All-Conference players, two D3football.com All-Americans and one Beyond Sports Network All-American.

He began his college playing days at Dordt College in Sioux Center, Iowa (2008), where he was named the starting quarterback as a freshman. His career continued at Hardin-Simmons University (2009-10), where he doubled as a quarterback and defensive back, before concluding at Sul Ross State as a quarterback and team captain in 2011.

He earned his Bachelor of History, graduating Magna Cum Laude, from Sul Ross State in 2012. He added a Master of Education, graduating Summa Cum Laude, from Sul Ross State in 2014.

Walden and his wife, Callie have two sons, Luca and Maverick.

## WALDEN FILE

### Personal

**Hometown:** Cleburne, Texas

### Education

**College:** Sul Ross State

### Playing Experience

**2008:** Dordt College

**2009-10:** Hardin Simmons

**2011:** Sul Ross State

### Coaching Experience

**2024-Present:** UTEP Head Coach

**2021-23:** Austin Peay Head Coach

**2020:** Southern Miss Interim Head Coach

**2019-20:** Southern Miss Co-Offensive Coord.

**2017-18:** Southern Miss Wide Receivers

**2016:** East Baptist Texas Head Coach

**2013-15:** East Baptist Texas Offensive Coord.

**2012:** Sul Ross State Offensive Coord./QBs



# 2025 STATISTICS

	UTEP	OPP
<b>Scoring</b>	<b>147</b>	<b>169</b>
Points per game	21.0	24.1
Points Off Turnovers	7	36
<b>First Downs</b>	<b>110</b>	<b>136</b>
Rushing	38	57
Passing	59	64
Penalty	13	15
<b>Rushing Yardage</b>	<b>737</b>	<b>1093</b>
Yards gained rushing	897	1320
Yards lost rushing	160	227
Rushing attempts	199	303
Average per rush	3.7	3.6
Average per game	105.3	156.1
TDs Rushing	8	9
<b>Passing Yardage</b>	<b>1571</b>	<b>1410</b>
Comp-Att-Int	141-249-13	122-199-2
Average per pass	6.3	7.1
Average per catch	11.1	11.6
Average per game	224.4	201.4
TDs Passing	11	8
<b>Total offense</b>	<b>2308</b>	<b>2503</b>
Total plays	448	502
Average per play	5.2	5.0
Average per game	329.7	357.6
<b>Kick returns: #-Yards</b>	<b>16-213</b>	<b>16-298</b>
<b>Punt returns: #-Yards</b>	<b>17-92</b>	<b>19-128</b>
<b>Int returns: #-Yards</b>	<b>2-5</b>	<b>13-178</b>
<b>Kick return average</b>	<b>13.3</b>	<b>18.6</b>
<b>Punt return average</b>	<b>5.4</b>	<b>6.7</b>
<b>Int return average</b>	<b>2.5</b>	<b>13.7</b>
<b>Fumbles-Lost</b>	<b>3-2</b>	<b>8-5</b>
<b>Penalties-Yards</b>	<b>40-366</b>	<b>53-455</b>
Average per game	52.3	65.0
<b>Punts-Yards</b>	<b>38-1763</b>	<b>37-1702</b>
Average per punt	46.4	46.0
Net punt average	41.9	42.1
<b>Kickoffs-Yards</b>	<b>29-1765</b>	<b>38-2280</b>
Average per kick	60.9	60.0
Net kick average	39.3	41.6
<b>Time of possession / game</b>	<b>24:54</b>	<b>35:06</b>
<b>3rd-down conversion</b>	<b>32/101</b>	<b>26/104</b>
3rd-down pct	32%	25%
<b>4th-down conversion</b>	<b>7/17</b>	<b>8/22</b>
4th-down pct	41%	36%
<b>Sacks by-Yards</b>	<b>19-138</b>	<b>14-106</b>
<b>Misc Yards</b>	<b>0</b>	<b>0</b>
<b>Touchdowns scored</b>	<b>19</b>	<b>19</b>
<b>Field goals - attempts</b>	<b>4-8</b>	<b>12-14</b>
<b>On-Side kicks</b>	<b>0-1</b>	<b>0-0</b>
<b>Red-zone scores</b>	<b>(12-16) 75%</b>	<b>(22-27) 81%</b>
<b>Red-zone touchdowns</b>	<b>(11-16) 69%</b>	<b>(13-27) 48%</b>
<b>PAT-attempts</b>	<b>(13-14) 93%</b>	<b>(17-17) 100%</b>
<b>2-point conversion-attempts</b>	<b>(4-5) 80%</b>	<b>(1-2) 50%</b>
<b>Attendance</b>	<b>68693</b>	<b>123130</b>
Games / Avg per game	4/17173	3/41043
Neutral site games	-	0/0

**Score by Periods**

Team	1st	2nd	3rd	4th	OT	TOT
UTEP	28	34	24	61	0	147
Opponents	52	43	40	34	0	169



# 2025 STATISTICS

## Rushing

Player	gp	att	gain	loss	net	avg	td	lg	avg/g
Ashten Emory	7	60	248	11	237	4.0	3	34	33.9
Hahsaun Wilson	6	39	223	15	208	5.3	1	94	34.7
Skyler Locklear	4	25	197	48	149	6.0	3	63	37.3
Kenny Odom	6	5	41	0	41	8.2	0	11	6.8
Kam Thomas	1	16	48	12	36	2.3	0	17	36.0
Marquez Taylor	4	11	38	3	35	3.2	0	10	8.8
Shay Smith	7	9	22	0	22	2.4	1	8	3.1
Elijah McCoy	2	5	22	1	21	4.2	0	11	10.5
Eric Willis III	7	1	4	0	4	4.0	0	4	0.6
Josh Bell	1	1	4	0	4	4.0	0	4	4.0
Garrett Hawkins	3	1	2	0	2	2.0	0	2	0.7
Trevon Tate	7	2	0	4	-4	-2.0	0	0	-0.6
Malachi Nelson	6	23	48	61	-13	-0.6	0	10	-2.2
Team	7	1	0	5	-5	-5.0	0	0	-0.7
<b>Total</b>	<b>7</b>	<b>199</b>	<b>897</b>	<b>160</b>	<b>737</b>	<b>3.7</b>	<b>8</b>	<b>94</b>	<b>105.3</b>
<b>Opponents</b>	<b>7</b>	<b>303</b>	<b>1320</b>	<b>227</b>	<b>1093</b>	<b>3.6</b>	<b>9</b>	<b>72</b>	<b>156.1</b>

## Passing

Player	gp	effic	comp-att-int	pct	yds	td	lg	avg/g
Malachi Nelson	6	110.6	104-190-9	54.7	1163	8	74	193.8
Skyler Locklear	4	135.6	35-52-4	67.3	400	3	44	100.0
Shay Smith	7	44.5	2-6-0	33.3	8	0	5	1.1
Team	7	0.0	0-1-0	0.0	0	0	0	0.0
<b>Total</b>	<b>7</b>	<b>113.8</b>	<b>141-249-13</b>	<b>56.6</b>	<b>1571</b>	<b>11</b>	<b>74</b>	<b>224.4</b>
<b>Opponents</b>	<b>7</b>	<b>132.1</b>	<b>122-199-2</b>	<b>61.3</b>	<b>1410</b>	<b>8</b>	<b>71</b>	<b>201.4</b>

## Receiving

Player	gp	no.	yds	avg	td	lg	avg/g
Kenny Odom	6	36	367	10.2	3	74	61.2
Trevon Tate	7	21	228	10.9	1	73	32.6
Eric Willis III	7	15	166	11.1	0	43	23.7
Wondame Davis Jr.	6	13	272	20.9	3	44	45.3
Toric Goins Jr.	5	11	192	17.5	1	49	38.4
Ashten Emory	7	10	73	7.3	2	21	10.4
Josh Schuchts	3	8	43	5.4	1	11	14.3
Hahsaun Wilson	6	6	39	6.5	0	24	6.5
Kam Thomas	1	4	26	6.5	0	13	26.0
Judah Ezinwa	5	4	76	19.0	0	33	15.2
Marcus Torres	6	4	22	5.5	0	8	3.7
Jaylan Brown	6	4	42	10.5	0	20	7.0
Marquez Taylor	4	3	12	4.0	0	7	3.0
Ashton Nickelberry	3	2	13	6.5	0	11	4.3
<b>Total</b>	<b>7</b>	<b>141</b>	<b>1571</b>	<b>11.1</b>	<b>11</b>	<b>74</b>	<b>224.4</b>
<b>Opponents</b>	<b>7</b>	<b>122</b>	<b>1410</b>	<b>11.6</b>	<b>8</b>	<b>71</b>	<b>201.4</b>

## Punt Returns

Player	no.	yds	avg	td	lg
Eric Willis III	12	68	5.7	0	23
Kam Thomas	5	24	4.8	0	14
<b>Total</b>	<b>17</b>	<b>92</b>	<b>5.4</b>	<b>0</b>	<b>23</b>
<b>Opponents</b>	<b>19</b>	<b>128</b>	<b>6.7</b>	<b>0</b>	<b>49</b>

## Interceptions

Player	no.	yds	avg	td	lg
Xavier Smith	1	5	5.0	0	5
Justin Content	1	0	0.0	0	0
<b>Total</b>	<b>2</b>	<b>5</b>	<b>2.5</b>	<b>0</b>	<b>5</b>
<b>Opponents</b>	<b>13</b>	<b>178</b>	<b>13.7</b>	<b>2</b>	<b>70</b>

## Kick Returns

Player	no.	yds	avg	td	lg
Nik Henry	6	53	8.8	0	17
Jet Thompson	4	64	16.0	0	25
Marquez Taylor	3	49	16.3	0	20
Eric Willis III	2	45	22.5	0	23
Wondame Davis Jr.	1	2	2.0	0	2
<b>Total</b>	<b>16</b>	<b>213</b>	<b>13.3</b>	<b>0</b>	<b>25</b>
<b>Opponents</b>	<b>16</b>	<b>298</b>	<b>18.6</b>	<b>0</b>	<b>27</b>

## Fumbles Recovered

Player	no.	yds	avg	td	lg
Ekow Taylor	1	63	63.0	0	63
Jayden Wilson	1	34	34.0	0	34
Joshua Rudolph	1	0	0.0	0	0
Micah Davey	1	0	0.0	0	0
Solo Barnes	1	0	0.0	0	0
<b>Total</b>	<b>5</b>	<b>97</b>	<b>19.4</b>	<b>0</b>	<b>63</b>
<b>Opponents</b>	<b>2</b>	<b>0</b>	<b>0.0</b>	<b>0</b>	<b>0</b>



# 2025 STATISTICS

## Scoring

Player	td	fg	PAT						pts
			kick	rush	rcv	pass	dxp	saf	
Ashten Emory	5	-	-	-	-	-	-	-	30
Carlos Arreola	-	3-6	13-14	-	-	-	-	-	22
Skyler Locklear	3	-	-	-	-	1	-	-	18
Kenny Odom	3	-	-	-	-	-	-	-	18
Wondame Davis Jr.	3	-	-	-	-	-	-	-	18
Josh Schuchts	1	-	-	-	2	-	-	-	10
Hahsaun Wilson	1	-	-	-	1	-	-	-	8
Trevon Tate	1	-	-	-	-	-	-	-	6
Shay Smith	1	-	-	-	-	1	-	-	6
Toric Goins Jr.	1	-	-	-	-	-	-	-	6
Tanner Cragun	-	1-2	-	-	-	-	-	-	3
Cade McConnell	-	-	-	1	-	-	-	-	2
<b>Total</b>	<b>19</b>	<b>4-8</b>	<b>13-14</b>	<b>1</b>	<b>3</b>	<b>3</b>	<b>0</b>	<b>0</b>	<b>147</b>
<b>Opponents</b>	<b>19</b>	<b>12-14</b>	<b>17-17</b>	<b>1</b>	<b>0</b>	<b>0</b>	<b>0</b>	<b>0</b>	<b>169</b>

## Total Offense

Player	g	plays	rush	pass	total	avg/g
Malachi Nelson	6	213	-13	1163	1150	191.7
Skyler Locklear	4	77	149	400	549	137.3
Ashten Emory	7	60	237	0	237	33.9
Hahsaun Wilson	6	39	208	0	208	34.7
Kenny Odom	6	5	41	0	41	6.8
Kam Thomas	1	16	36	0	36	36.0
Marquez Taylor	4	11	35	0	35	8.8
Shay Smith	7	15	22	8	30	4.3
Elijah McCoy	2	5	21	0	21	10.5
Eric Willis III	7	1	4	0	4	0.6
Josh Bell	1	1	4	0	4	4.0
Garrett Hawkins	3	1	2	0	2	0.7
Trevon Tate	7	2	-4	0	-4	-0.6
Team	7	0	-5	0	-5	-0.7
<b>Total</b>	<b>7</b>	<b>448</b>	<b>737</b>	<b>1571</b>	<b>2308</b>	<b>329.7</b>
<b>Opponents</b>	<b>7</b>	<b>502</b>	<b>1093</b>	<b>1410</b>	<b>2503</b>	<b>357.6</b>

## Field Goals

Player	fg	pct.	01-19	20-29	30-39	40-49	50-99	lg	blk
Carlos Arreola	3-6	50.0	0-0	1-1	1-1	1-3	0-1	42	2
Tanner Cragun	1-2	50.0	0-0	0-0	1-1	0-1	0-0	38	1
<b>Opponents</b>	<b>12-14</b>	<b>85.7</b>	<b>0-0</b>	<b>5-6</b>	<b>3-3</b>	<b>3-4</b>	<b>1-1</b>	<b>50</b>	<b>1</b>

## Punting

Player	no.	yds	avg	lg	tb	fc	i20	50+	blk
Noah Botsford	36	1670	46.4	66	2	2	10	11	0
Malachi Nelson	2	93	46.5	47	2	0	0	0	0
<b>Total</b>	<b>38</b>	<b>1763</b>	<b>46.4</b>	<b>66</b>	<b>4</b>	<b>2</b>	<b>10</b>	<b>11</b>	<b>0</b>
<b>Opponents</b>	<b>37</b>	<b>1702</b>	<b>46.0</b>	<b>68</b>	<b>4</b>	<b>10</b>	<b>8</b>	<b>12</b>	<b>0</b>

## FG Sequence

Team Name	UTEP	Opponents
Utah St.	(42)	(49),(28)
UT Martin	52	(21)
Texas	(39)	(31),(30)
ULM	40,(27)	(44)
Louisiana Tech	47,(38)	(37)
Liberty		(27),(29),(50),(41),43
Sam Houston	45	(26),23

## Kickoffs

Player	no.	yds	avg	tb	ob	retn	net	ydln
Jackson Cleaver	19	1201	63.2	9	0			
Noah Botsford	10	564	56.4	1	1			
<b>Total</b>	<b>29</b>	<b>1765</b>	<b>60.9</b>	<b>10</b>	<b>1</b>	<b>16</b>	<b>39.3</b>	<b>25</b>
<b>Opponents</b>	<b>38</b>	<b>2280</b>	<b>60.0</b>	<b>15</b>	<b>1</b>	<b>16</b>	<b>41.6</b>	<b>23</b>

## All Purpose

Player	g	rush	rcv	pr	kr	lr	total	avg/g
Kenny Odom	6	41	367	0	0	0	408	68.0
Ashten Emory	7	237	73	0	0	0	310	44.3
Eric Willis III	7	4	166	68	45	0	283	40.4
Wondame Davis Jr.	6	0	272	0	2	0	274	45.7
Hahsaun Wilson	6	208	39	0	0	0	247	41.2
Trevon Tate	7	-4	228	0	0	0	224	32.0
Toric Goins Jr.	5	0	192	0	0	0	192	38.4
Skyler Locklear	4	149	0	0	0	0	149	37.3
Marquez Taylor	4	35	12	0	49	0	96	24.0
Kam Thomas	1	36	26	24	0	0	86	86.0
Judah Ezinwa	5	0	76	0	0	0	76	15.2
Jet Thompson	4	0	0	0	64	0	64	16.0
Nik Henry	5	0	0	0	53	0	53	10.6
Josh Schuchts	3	0	43	0	0	0	43	14.3
Jaylan Brown	6	0	42	0	0	0	42	7.0
Shay Smith	7	22	0	0	0	0	22	3.1
Marcus Torres	6	0	22	0	0	0	22	3.7
Elijah McCoy	2	21	0	0	0	0	21	10.5
Ashton Nickelberry	3	0	13	0	0	0	13	4.3
Xavier Smith	7	0	0	0	0	5	5	0.7
Josh Bell	1	4	0	0	0	0	4	4.0
Garrett Hawkins	3	2	0	0	0	0	2	0.7
Malachi Nelson	6	-13	0	0	0	0	-13	-2.2
Team	7	-5	0	0	0	0	-5	-0.7
<b>Total</b>	<b>7</b>	<b>737</b>	<b>1571</b>	<b>92</b>	<b>213</b>	<b>5</b>	<b>2618</b>	<b>374.0</b>
<b>Opponents</b>	<b>7</b>	<b>1093</b>	<b>1410</b>	<b>128</b>	<b>298</b>	<b>178</b>	<b>3107</b>	<b>443.9</b>



# 2025 STATISTICS

##	Player	gp	Tackles				Sacks	Pass defense			Fumbles		blkd	
			ua	a	tot	tfl/yds	no-yds	int-yds	brup	qbh	fr-yds	ff	kick	saf
48	Micah Davey	7	37	40	77	4.5-10	1-4	.	.	1	1-0	.	.	.
10	Jayden Wilson	7	20	33	53	6.5-18	0.5-4	.	.	2	1-34	1	.	.
4	Neil Campbell	7	24	26	50	4.5-24	1-16	.	2	1	.	1	.	.
2	Xavier Smith	7	11	30	41	0.5-1	.	1-5	3	1	.	.	.	.
5	Solo Barnes	7	18	21	39	2-9	1-8	.	3	.	1-0	1	.	.
7	KD Johnson	7	10	27	37	5-15	0.5-3	.	2	3	.	.	.	.
18	Justin Content	7	16	20	36	2-4	.	1-0	2	.	.	.	.	.
0	Udoka Ezeani	7	15	11	26	8.5-54	4-41	.	1	3	.	2	.	.
15	Kode Lowe	7	8	13	21	2-4	.	.	.	1	.	1	.	.
32	Elijah Baldwin	7	9	10	19	3.5-21	2.5-19	.	2	1	.	.	1	.
1	Joshua Rudolph	3	5	13	18	1-3	0.5-2	.	.	.	1-0	.	.	.
90	Ashton Coker	7	7	10	17	3-6	.	.	.	.	.	.	.	.
12	Donte Thompson	6	6	10	16	1-1	.	.	1	1	.	.	.	.
19	Ashaad Hall	6	5	11	16	2.5-5	2-5	.	1	6	.	.	.	.
22	Lantz Russell	7	6	8	14	1-7	1-7	.	2	.	.	.	.	.
3	Shakaun Bowser	6	6	5	11	1.5-4	1-4	.	.	.	.	.	.	.
8	Stratton Shufelt	7	3	8	11	.	.	.	1	.	.	.	.	.
99	Cole Gustafson	7	3	8	11	1.5-7	1.5-7	.	1	2	.	.	.	.
9	Marcell Blocker	5	9	2	11	.	.	.	2	.	.	.	.	.
43	Garrett Hawkins	3	4	6	10	0.5-1	.	.	.	1	.	.	.	.
92	Tyler Scott	7	1	6	7	0.5-0	.	.	.	.	.	.	.	.
41	Vashon Brunswick II	2	6	.	6	1-6	1-6	.	.	.	.	.	.	.
16	Yessman Green	4	3	2	5	0.5-3	0.5-3	.	.	.	.	.	.	.
6	Ekow Taylor	6	4	.	4	1-9	1-9	.	.	.	1-63	.	.	.
47	Alex Szczesniak	7	4	.	4	.	.	.	.	.	.	.	.	.
39	Josh Hancock	7	2	1	3	.	.	.	.	.	.	.	.	.
82	Judah Ezinwa	5	2	.	2	.	.	.	.	.	.	.	.	.
29	Dylan Brown-Turner	2	1	1	2	.	.	.	.	.	.	.	.	.
23	Wondame Davis Jr.	6	1	1	2	.	.	.	.	.	.	.	.	.
30	Allen Gant	2	2	.	2	.	.	.	.	.	.	.	.	.
13	Nik Henry	5	2	.	2	.	.	.	.	.	.	.	.	.
88	Toric Goins Jr.	5	1	.	1	.	.	.	.	.	.	.	.	.
24	Jaime Guerrero	7	1	.	1	.	.	.	.	.	.	.	.	.
21	Tyler Jones	6	.	1	1	.	.	.	.	.	.	.	.	.
31	David Wilson	1	.	1	1	.	.	.	.	.	.	.	.	.
17	Darnell Williams	4	1	.	1	.	.	.	.	.	.	.	.	.
14	Hahsaun Wilson	6	1	.	1	.	.	.	.	.	.	.	.	.
53	Ivan Escobar	7	1	.	1	.	.	.	.	.	.	.	.	.
6	Kenny Odom	6	1	.	1	.	.	.	.	.	.	.	.	.
1	Ashten Emory	7	.	1	1	.	.	.	.	.	.	.	.	.
<b>Totals</b>		<b>7</b>	<b>256</b>	<b>326</b>	<b>582</b>	<b>54-212</b>	<b>19-138</b>	<b>2-5</b>	<b>23</b>	<b>23</b>	<b>5-97</b>	<b>6</b>	<b>1</b>	<b>0</b>
##	Player	gp	Tackles				Sacks	Pass defense			Fumbles		blkd	
			ua	a	tot	tfl/yds	no-yds	int-yds	brup	qbh	fr-yds	ff	kick	saf
	Opponents	7	235	204	439	40-160	14-106	13-178	28	23	2-0	2	4	0



# 2025 START CHART

## OFFENSE

OPPONENT	LT	LG	C	RG	RT	WR	WR	WR/MB/TE	WR/TE	RB/MB	QB
at Utah State	Robinson	Williams	Escobar	Immediato	Utley	Thompson	Odom	Willis III	Ezinwa	Thomas	Nelson
UT Martin	Robinson	Williams	Escobar	Immediato	Utley	Goins Jr.	Odom	Willis III	Ezinwa	Emory	Nelson
at Texas	Robinson	Williams	Escobar	Immediato	Utley	Goins Jr.	Odom	Willis III	Ezinwa	Emory	Nelson
ULM	Robinson	Williams	Escobar	Immediato	Utley	Goins Jr.	Tate	Willis III	Ezinwa	Wilson	Nelson
LA Tech*	Robinson	Williams	Escobar	Immediato	Roberts	Davis Jr.	Odom	Willis III	Schuchts	Wilson	Nelson
Liberty*	Robinson	Williams	Escobar	Immediato	Camacho Jr.	Davis Jr.	Odom	Brown	Ezinwa	Wilson	Locklear
at Sam Houston*	Robinson	Williams	Escobar	Toney	Immediato	Davis Jr.	Odom	Tate	Schuchts	Emory	Locklear
at Kennesaw State*	-	-	-	-	-	-	-	-	-	-	-
Jax State*	-	-	-	-	-	-	-	-	-	-	-
at Missouri State*	-	-	-	-	-	-	-	-	-	-	-
NM State*	-	-	-	-	-	-	-	-	-	-	-
at Delaware*	-	-	-	-	-	-	-	-	-	-	-

## DEFENSE

OPPONENT	DE/DL	NT	DT	Bandit/DE	LB (M)	LB (S)	SPUR/S	CB	S	S	CB
at Utah State	Hall	Scott	Johnson	Ezeani	Davey	Rudolph	Russell	Blocker	Barnes	Smith	Campbell
UT Martin	Hall	Coker	Johnson	Ezeani	Davey	Rudolph	Thompson	Content	Barnes	Smith	Campbell
at Texas	Hall	Coker	Johnson	Ezeani	Davey	Rudolph	Thompson	Content	Barnes	Smith	Campbell
ULM	Hall	Coker	Johnson	Ezeani	Davey	Wilson	Thompson	Content	Barnes	Smith	Campbell
LA Tech*	Gustafson	Coker	Johnson	Ezeani	Davey	Wilson	Thompson	Content	Barnes	Smith	Campbell
Liberty*	Gustafson	Coker	Johnson	Ezeani	Davey	Wilson	Lowe	Content	Barnes	Smith	Campbell
at Sam Houston*	Hall	Coker	Johnson	Ezeani	Davey	Wilson	Lowe	Content	Barnes	Smith	Campbell
at Kennesaw State*	-	-	-	-	-	-	-	-	-	-	-
Jax State*	-	-	-	-	-	-	-	-	-	-	-
at Missouri State*	-	-	-	-	-	-	-	-	-	-	-
NM State*	-	-	-	-	-	-	-	-	-	-	-
at Delaware*	-	-	-	-	-	-	-	-	-	-	-



# 2025 GAME-BY-GAME

## RUSHING GAME-BY-GAME

Player	No-Yds/TD	USU	UTM	TX	ULM	LATech	Lib	SHSU
Ashten Emory	60-237/3	6-31/1	10-36/1	11-5/0	6-19/0	11-50/0	1-0/0	15-96/1
Hahsaun Wilson	39-208/1	-	8-117/1	6-39/0	10-21/0	7-28/0	8-3/0	DNP
Skyler Locklear	25-149/3	DNP	3-37/0	DNP	DNP	1-6/0	8-58/1	13-48/2
Malachi Nelson	23--13/0	7-2/0	2--2/0	3--3/0	5--15/0	3-19/0	3--14/0	DNP
Kam Thomas	16-36/0	16-36/0	DNP	DNP	DNP	DNP	DNP	DNP
Marquez Taylor	11-35/0	4-18/0	DNP	DNP	1-1/0	5-17/0	1--1/0	DNP
Shay Smith	9-22/1	-	-	2-5/1	4-11/0	2-6/0	-	1-0/0
Kenny Odom	5-41/0	2-16/0	-	-	DNP	-	-	3-25/0
Elijah McCoy	5-21/0	DNP	DNP	DNP	DNP	DNP	4-10/0	1-11/0
Trevon Tate	2--4/0	-	-	-	2--4/0	-	-	-
Eric Willis III	1-4/0	-	-	1-4/0	-	-	-	-
Josh Bell	1-4/0	DNP	1-4/0	DNP	DNP	DNP	DNP	DNP
Garrett Hawkins	1-2/0	-	1-2/0	-	DNP	DNP	DNP	DNP

## RECEIVING GAME-BY-GAME

Player	No-Yds/TD	USU	UTM	TX	ULM	LATech	Lib	SHSU
Kenny Odom	36-367/3	9-97/1	5-124/1	5-15/0	DNP	4-11/0	3-53/0	10-67/1
Trevon Tate	21-228/1	1-6/0	2-4/0	6-64/0	7-133/1	3-13/0	-	2-8/0
Eric Willis III	15-166/0	5-35/0	3-25/0	1-4/0	2-41/0	3-18/0	-	1-43/0
Wondame Davis Jr.	13-272/3	-	-	DNP	6-119/2	2-58/1	2-16/0	3-79/0
Toric Goins Jr.	11-192/1	1-2/0	3-105/1	5-63/0	2-22/0	DNP	-	DNP
Ashten Emory	10-73/2	1-9/0	2-20/2	4-12/0	-	1-10/0	-	2-22/0
Josh Schuchts	8-43/1	DNP	DNP	DNP	DNP	4-21/0	3-18/0	1-4/1
Hahsaun Wilson	6-39/0	1-2/0	-	-	1-24/0	2-6/0	2-7/0	DNP
Judah Ezinwa	4-76/0	-	-	1-33/0	1-31/0	DNP	2-12/0	DNP
Jaylan Brown	4-42/0	-	-	1-12/0	2-25/0	-	1-5/0	DNP
Kam Thomas	4-26/0	4-26/0	DNP	DNP	DNP	DNP	DNP	DNP
Marcus Torres	4-22/0	-	-	1-6/0	2-14/0	1-2/0	-	DNP
Marquez Taylor	3-12/0	1-4/0	DNP	DNP	-	2-8/0	-	DNP
Ashton Nickelberry	2-13/0	DNP	DNP	-	-	DNP	DNP	2-13/0



# 2025 GAME-BY-GAME

## PASSING GAME-BY-GAME

#7 Malachi Nelson	Comp	Att	Int	Pct	Yards	TD	Long	Sacked	Effic.
Utah St.	22	34	1	64.7	178	1	34	2-13	112.5
UT Martin	14	26	0	53.8	278	4	74	1-6	194.4
Texas	24	36	2	66.7	209	0	43	2-6	104.3
ULM	22	46	2	47.8	404	3	73	3-22	134.4
Louisiana Tech	18	38	4	47.4	73	0	10	0-0	42.5
Liberty	4	10	0	40.0	21	0	9	2-14	57.6
<b>Totals</b>	<b>104</b>	<b>190</b>	<b>9</b>	<b>54.7</b>	<b>1163</b>	<b>8</b>	<b>74</b>	<b>10-61</b>	<b>110.6</b>

#8 Shay Smith	Comp	Att	Int	Pct	Yards	TD	Long	Sacked	Effic.
Utah St.	1	2	0	50.0	3	0	3	0-0	62.6
ULM	1	4	0	25.0	5	0	5	0-0	35.5
<b>Totals</b>	<b>2</b>	<b>6</b>	<b>0</b>	<b>33.3</b>	<b>8</b>	<b>0</b>	<b>5</b>	<b>0-0</b>	<b>44.5</b>

#9 Skyler Locklear	Comp	Att	Int	Pct	Yards	TD	Long	Sacked	Effic.
UT Martin	1	3	0	33.3	0	0	0	2-26	33.3
Louisiana Tech	4	6	1	66.7	74	1	35	0-0	191.9
Liberty	9	17	2	52.9	90	0	44	1-5	73.9
Sam Houston	21	26	1	80.8	236	2	43	1-14	174.7
<b>Totals</b>	<b>35</b>	<b>52</b>	<b>4</b>	<b>67.3</b>	<b>400</b>	<b>3</b>	<b>44</b>	<b>4-45</b>	<b>135.6</b>



# 2025 TEAM GAME-BY-GAME

Date	Opponent	Rushing				Receiving				Passing				Kick Returns				Punt Returns				tot off		
		no.	yds	td	lg	no.	yds	td	lg	cmp	att	int	yds	td	lg	no.	yds	td	lg	no.	yds		td	lg
08/30/2025	at Utah St.	35	103	1	17	23	181	1	34	23	37	1	181	1	34	3	49	0	20	5	24	0	14	284
09/06/2025	UT Martin	25	194	2	94	15	278	4	74	15	29	0	278	4	74	3	64	0	25	2	23	0	15	472
09/13/2025	at Texas	23	50	1	30	24	209	0	43	24	36	2	209	0	43	1	0	0	0	2	5	0	4	259
09/20/2025	ULM	28	33	0	8	23	409	3	73	23	50	2	409	3	73	6	53	0	17	2	24	0	23	442
09/27/2025	Louisiana Tech	29	126	0	13	22	147	1	35	22	44	5	147	1	35	0	0	0	0	2	13	0	13	273
10/08/2025	Liberty	25	56	1	15	13	111	0	44	13	27	2	111	0	44	2	25	0	23	1	0	0	0	167
10/15/2025	at Sam Houston	34	175	3	34	21	236	2	43	21	26	1	236	2	43	1	22	0	22	3	3	0	7	411
<b>UTEP</b>		<b>199</b>	<b>737</b>	<b>8</b>	<b>94</b>	<b>141</b>	<b>1571</b>	<b>11</b>	<b>74</b>	<b>141</b>	<b>249</b>	<b>13</b>	<b>1571</b>	<b>11</b>	<b>74</b>	<b>16</b>	<b>213</b>	<b>0</b>	<b>25</b>	<b>17</b>	<b>92</b>	<b>0</b>	<b>23</b>	<b>2308</b>
<b>Opponents</b>		<b>303</b>	<b>1093</b>	<b>9</b>	<b>72</b>	<b>122</b>	<b>1410</b>	<b>8</b>	<b>71</b>	<b>122</b>	<b>199</b>	<b>2</b>	<b>1410</b>	<b>8</b>	<b>71</b>	<b>16</b>	<b>298</b>	<b>0</b>	<b>27</b>	<b>19</b>	<b>128</b>	<b>0</b>	<b>49</b>	<b>2503</b>

## UTEP Averages

Games	Avg/ rush	Avg/ catch	Pass effc	KR avg	PR avg	All purpose avg/game	Total offense avg/game
7	3.7	11.1	113.8	13.3	5.4	374.0	329.7

Date	Opponent	Tackles				Sacks no-yds	Fumble ff fr-yds	Pass Defense			blkd kick	PAT attempts			off			
		ua	a total	tfl-yds	int-yds			qbh	brup	kick		kick	rush	rcv	saf	t/o	pts	
08/30/2025	at Utah St.	37	34	71	12.0-51	6-34	0	0-0	0-0	2	4	0	1-1	0	0	0	0	16
09/06/2025	UT Martin	41	54	95	11.0-45	4-34	1	1-0	0-0	6	3	0	4-5	1	0	0	7	42
09/13/2025	at Texas	37	64	101	5.0-13	0-0	0	0-0	1-5	4	3	0	1-1	0	0	0	0	10
09/20/2025	ULM	21	46	67	6.0-13	0-0	1	0-0	0-0	3	2	0	2-2	0	1	0	0	25
09/27/2025	Louisiana Tech	32	54	86	9.0-53	5-42	3	3-34	1-0	2	5	0	0-0	0	1	0	0	11
10/08/2025	Liberty	44	50	94	6.0-14	1-7	0	0-0	0-0	6	4	0	0-0	0	1	0	0	8
10/15/2025	at Sam Houston	44	24	68	5.0-23	3-21	1	1-63	0-0	0	2	1	5-5	0	0	0	0	35
<b>UTEP</b>		<b>256</b>	<b>326</b>	<b>582</b>	<b>54.0-212</b>	<b>19-138</b>	<b>6</b>	<b>5-97</b>	<b>2-5</b>	<b>23</b>	<b>23</b>	<b>1</b>	<b>13-14</b>	<b>1</b>	<b>3</b>	<b>0</b>	<b>7</b>	<b>147</b>
<b>Opponents</b>		<b>235</b>	<b>204</b>	<b>439</b>	<b>40.0-160</b>	<b>14-106</b>	<b>2</b>	<b>2-0</b>	<b>13-178</b>	<b>23</b>	<b>28</b>	<b>4</b>	<b>17-17</b>	<b>1</b>	<b>0</b>	<b>0</b>	<b>36</b>	<b>169</b>

Date	Opponent	Punting										Field Goals			Kickoffs			
		no.	yds	avg	long	blkd	tb	fc	50+	i20	md-att	long	blkd	no.	yds	avg	tb	ob
08/30/2025	at Utah St.	9	428	47.6	64	0	2	1	2	1	1-1	42	0	4	250	62.5	1	1
09/06/2025	UT Martin	5	250	50.0	66	0	0	0	1	3	0-1	0	1	7	428	61.1	2	0
09/13/2025	at Texas	5	210	42.0	58	0	0	0	2	1	1-1	39	0	3	142	47.3	0	0
09/20/2025	ULM	3	126	42.0	53	0	0	0	1	0	1-2	27	0	5	320	64.0	4	0
09/27/2025	Louisiana Tech	5	233	46.6	58	0	1	1	1	1	1-2	38	1	2	127	63.5	1	0
10/08/2025	Liberty	8	366	45.8	57	0	0	0	2	3	0-0	0	0	2	129	64.5	1	0
10/15/2025	at Sam Houston	3	150	50.0	66	0	1	0	2	1	0-1	0	1	6	369	61.5	1	0
<b>UTEP</b>		<b>38</b>	<b>1763</b>	<b>46.4</b>	<b>66</b>	<b>0</b>	<b>4</b>	<b>2</b>	<b>11</b>	<b>10</b>	<b>4-8</b>	<b>42</b>	<b>3</b>	<b>29</b>	<b>1765</b>	<b>60.9</b>	<b>10</b>	<b>1</b>
<b>Opponents</b>		<b>37</b>	<b>1702</b>	<b>46.0</b>	<b>68</b>	<b>0</b>	<b>4</b>	<b>10</b>	<b>12</b>	<b>8</b>	<b>12-14</b>	<b>50</b>	<b>1</b>	<b>38</b>	<b>2280</b>	<b>60.0</b>	<b>15</b>	<b>1</b>



# 2025 GAME-BY-GAME COMPARISON

Opponent	Score	First Downs			Pen	Rushing Number-Yards	Passing		Total Offense Plays-Yards	Return Yards	Turn- Overs
		Total	Rush	Pass			Comp-Att.-Int	Yards			
Utah St.	16-28	19 / 18	7 / 7	9 / 10	3 / 1	35-103 / 33-127	23-37-1 / 19-28-0	181 / 233	72-284 / 61-360	73 / 57	1 / 0
UT Martin	42-17	14 / 19	5 / 5	9 / 12	0 / 2	25-194 / 40-76	15-29-0 / 24-36-0	278 / 295	54-472 / 76-371	87 / 125	1 / 1
Texas	10-27	13 / 23	3 / 15	7 / 6	3 / 2	23-50 / 56-226	24-36-2 / 11-25-1	209 / 114	59-259 / 81-340	10 / 131	2 / 1
ULM	25-31	21 / 18	2 / 9	15 / 7	4 / 2	28-33 / 42-250	23-50-2 / 9-15-0	409 / 149	78-442 / 57-399	77 / 5	2 / 0
Louisiana Tech	11-30	15 / 16	6 / 8	8 / 5	1 / 3	29-126 / 42-95	22-44-5 / 18-26-1	147 / 137	73-273 / 68-232	47 / 113	5 / 4
Liberty	8-19	9 / 22	4 / 9	4 / 11	1 / 2	25-56 / 50-160	13-27-2 / 19-33-0	111 / 243	52-167 / 83-403	25 / 74	2 / 0
Sam Houston	35-17	19 / 20	11 / 4	7 / 13	1 / 3	34-175 / 40-159	21-26-1 / 22-36-0	236 / 239	60-411 / 76-398	88 / 99	2 / 1
<b>Totals</b>	<b>147-169</b>	<b>110 / 136</b>	<b>38 / 57</b>	<b>59 / 64</b>	<b>13 / 15</b>	<b>199-737 / 303-1093</b>	<b>141-249-13 / 122-199-2</b>	<b>1571 / 1410</b>	<b>448-2308 / 502-2503</b>	<b>407 / 604</b>	<b>15 / 7</b>

Opponents	3rd Down Conversion	4th Down Conversion	Time of Possession	TOP Margin	Avg Yds/Rush	Avg Yds/Pass	Avg Yds/Play	Punting Number-Avg	Penalties Number-Yards	Sacks
Utah St.	4-15 / 2-12	2-2 / 0-0	29:23 / 30:37	-01:14	2.9 / 3.8	4.9 / 8.3	3.9 / 5.9	9-47.6 / 7-47.4	7-63.0 / 11-73.0	6 / 2
UT Martin	4-10 / 4-17	0-0 / 2-6	21:12 / 38:48	-17:36	7.8 / 1.9	9.6 / 8.2	8.7 / 4.9	5-50.0 / 6-47.0	4-40.0 / 6-35.0	4 / 3
Texas	4-14 / 5-16	0-3 / 2-5	23:13 / 36:47	-13:34	2.2 / 4.0	5.8 / 4.6	4.4 / 4.2	5-42.0 / 4-47.8	6-33.0 / 7-78.0	0 / 2
ULM	8-19 / 2-10	1-4 / 0-1	28:09 / 31:51	-03:42	1.2 / 6.0	8.2 / 9.9	5.7 / 7.0	3-42.0 / 6-39.0	8-80.0 / 12-98.0	0 / 3
Louisiana Tech	6-17 / 4-14	1-3 / 0-1	27:45 / 32:15	-04:30	4.3 / 2.3	3.3 / 5.3	3.7 / 3.4	5-46.6 / 6-49.2	5-50.0 / 5-49.0	5 / 0
Liberty	3-15 / 3-18	1-2 / 4-5	20:03 / 39:57	-19:54	2.2 / 3.2	4.1 / 7.4	3.2 / 4.9	8-45.8 / 4-49.0	3-40.0 / 6-57.0	1 / 3
Sam Houston	3-11 / 6-17	2-3 / 0-4	24:35 / 35:25	-10:50	5.1 / 4.0	9.1 / 6.6	6.9 / 5.2	3-50.0 / 4-43.0	7-60.0 / 6-65.0	3 / 1
<b>Totals</b>	<b>32-101 / 26-104</b>	<b>7-17 / 8-22</b>	<b>174:20 / 245:40</b>	<b>-71:20</b>	<b>3.7 / 3.6</b>	<b>6.3 / 7.1</b>	<b>5.2 / 5.0</b>	<b>38-46.4 / 37-46.0</b>	<b>40-366.0 / 53-455.0</b>	<b>19 / 14</b>

Note: Game totals are displayed in the format TEAM/OPPONENT for each category



# UTEP INDIVIDUAL CAREER HIGHS

## CARLOS ARREOLA (K)

Points scored \_\_\_\_\_ 5, 2x, last at SH (10/15/25)  
 Kick PATs \_\_\_\_\_ 5, at SH (10/15/25)  
 Points by kicking \_\_\_\_\_ 5, 2x, last at SH (10/15/25)  
 Field goals made \_\_\_\_\_ 1, 2x, last vs. ULM (9/20/25)  
 Field goals attempts \_\_\_\_\_ 2, vs. ULM (9/20/25)  
 Long field goal \_\_\_\_\_ 42, at USU (8/30/25)

## ELIJAH BALDWIN (DL)

Tackles \_\_\_\_\_ 6, at UT (9/13/25)  
 Sacks \_\_\_\_\_ 1.5, at USU (8/30/25)  
 Tackles for loss \_\_\_\_\_ 1.5, at USU (8/30/25)  
 Pass breakups \_\_\_\_\_ 1, 2x, vs. LU (10/8/25)  
 QB hurry \_\_\_\_\_ 1, vs. LU (10/8/25)

## SOLO BARNES (S)

Tackles \_\_\_\_\_ 8, 2x, last vs. ULM (9/20/25)  
 Sacks \_\_\_\_\_ 1.0, at SH (10/15/25)  
 Tackles for loss \_\_\_\_\_ 1.0, at UT (9/13/25)  
 Pass breakups \_\_\_\_\_ 1, 3x, last at SH (10/15/25)  
 Forced fumble \_\_\_\_\_ 1, vs. ULM (9/20/25)  
 Fumble recovery \_\_\_\_\_ 1, vs. LT (9/27/25)

## JOSH BELL (RB)

Rush attempts \_\_\_\_\_ 1, vs. UTM (9/6/25)  
 Rushing yards \_\_\_\_\_ 4, vs. UTM (9/6/25)  
 Long rush \_\_\_\_\_ 4, vs. UTM (9/6/25)  
 Total offense yards \_\_\_\_\_ 4, vs. UTM (9/6/25)  
 All-purpose yards \_\_\_\_\_ 4, vs. UTM (9/6/25)

## MARCELL BLOCKER (CB)

Tackles \_\_\_\_\_ 4, vs. LU (10/8/25)  
 Pass breakups \_\_\_\_\_ 1, 2x, last at SH (10/15/25)

## NOAH BOTSFORD (P)

Punts \_\_\_\_\_ 8, at USU (8/30/25)  
 Punt yards \_\_\_\_\_ 381, at USU (8/30/25)  
 Punt average \_\_\_\_\_ 50.0, 2x, last at SH (10/15/25)  
 Long punt \_\_\_\_\_ 66, 2x, last at SH (10/15/25)

## SHAKAUN BOWSER (DL)

Tackles \_\_\_\_\_ 4, at UT (9/13/25)  
 Sacks \_\_\_\_\_ 1.0, vs. UTM (9/6/25)  
 Tackles for loss \_\_\_\_\_ 1.5, vs. UTM (9/6/25)

## JAYLAN BROWN (WR)

Receptions \_\_\_\_\_ 2, vs. ULM (9/20/25)  
 Receiving Yards \_\_\_\_\_ 25, vs. ULM (9/20/25)  
 Long reception \_\_\_\_\_ 20, vs. ULM (9/20/25)  
 All-purpose yards \_\_\_\_\_ 25, at UT (9/13/25)

## DYLAN BROWN-TURNER (LB)

Tackles \_\_\_\_\_ 2, 2x, last at SH (10/15/25)

## VASHON BRUNSWICK II (LB)

Tackles \_\_\_\_\_ 5, at SH (10/15/25)  
 Sacks \_\_\_\_\_ 1.0, at SH (10/15/25)  
 Tackles for loss \_\_\_\_\_ 1.0, at SH (10/15/25)

## NEIL CAMPBELL (CB)

Tackles \_\_\_\_\_ 14, vs. LU (10/8/25)  
 Sacks \_\_\_\_\_ 1.0, vs. UTM (9/6/25)  
 Tackles for loss \_\_\_\_\_ 2.5, vs. UTM (9/6/25)  
 Forced fumble \_\_\_\_\_ 1, vs. UTM (9/6/25)  
 Pass breakup \_\_\_\_\_ 1, 2x, at UT (9/13/25)  
 QB hurry \_\_\_\_\_ 1, vs. ULM (9/20/25)

## ASHTON COKER (DT)

Tackles \_\_\_\_\_ 5, vs. LT (9/27/25)  
 Tackles for loss \_\_\_\_\_ 2.0, vs. UTM (9/6/25)

## JUSTIN CONTENT (CB)

Tackles \_\_\_\_\_ 13, vs. LT (9/27/25)  
 Tackles for loss \_\_\_\_\_ 1.0, at UT (9/13/25)  
 Interceptions \_\_\_\_\_ 1, vs. LT (9/27/25)  
 Pass Breakups \_\_\_\_\_ 1, 3x, last vs. LU (10/8/25)

## TANNER CRAGUN (K)

Points scored \_\_\_\_\_ 3, vs. LT (9/27/25)  
 Points by kicking \_\_\_\_\_ 3, vs. LT (9/27/25)  
 Field goals made \_\_\_\_\_ 1, vs. LT (9/27/25)  
 Field goals attempts \_\_\_\_\_ 1, vs. LT (9/27/25)  
 Long field goal \_\_\_\_\_ 38, vs. LT (9/27/25)

## MICAH DAVEY (LB)

Tackles \_\_\_\_\_ 14, 2x, last at SH (10/15/25)  
 Tackles for loss \_\_\_\_\_ 1.0, at USU (8/30/25)  
 Sacks \_\_\_\_\_ 1.0, at USU (8/30/25)  
 QB hurries \_\_\_\_\_ 1, vs. UTM (9/6/25)  
 Fumble recovery \_\_\_\_\_ 1, vs. LT (9/27/25)

## WONDAME DAVIS JR. (WR)

Points Scored \_\_\_\_\_ 12, vs. ULM (9/20/25)  
 Receptions \_\_\_\_\_ 6, vs. ULM (9/20/25)  
 Receiving Yards \_\_\_\_\_ 119, vs. ULM (9/20/25)  
 Long Reception \_\_\_\_\_ 44, vs. ULM (9/20/25)  
 Receiving TDs \_\_\_\_\_ 2, vs. ULM (9/20/25)  
 Kickoff Returns \_\_\_\_\_ 1, vs. ULM (9/20/25)  
 Kickoff Yards \_\_\_\_\_ 2, vs. ULM (9/20/25)  
 Long KOR \_\_\_\_\_ 2, vs. ULM (9/20/25)  
 All-purpose yards \_\_\_\_\_ 121, vs. ULM (9/20/25)

## ASHTEN EMORY (RB)

Points Scored \_\_\_\_\_ 18, vs. UTM (9/6/25)  
 Rush attempts \_\_\_\_\_ 15, at SH (10/15/25)  
 Rushing yards \_\_\_\_\_ 96, at SH (10/15/25)  
 Rush TD \_\_\_\_\_ 1, 3x, last at SH (10/15/25)  
 Long rush \_\_\_\_\_ 34, at SH (10/15/25)  
 Receptions \_\_\_\_\_ 4, at UT (9/13/25)  
 Receiving Yards \_\_\_\_\_ 22, at SH (10/15/25)  
 Long reception \_\_\_\_\_ 21, at SH (10/15/25)  
 Receiving TDs \_\_\_\_\_ 2, vs. UTM (9/6/25)  
 Total offense attempts \_\_\_\_\_ 17, at SH (10/15/25)  
 Total offense yards \_\_\_\_\_ 96, at SH (10/15/25)  
 All-purpose yards \_\_\_\_\_ 118, at SH (10/15/25)

## UDOKA EZEANI (BANDIT)

Tackles \_\_\_\_\_ 7, at USU (8/30/25)  
 Sacks \_\_\_\_\_ 2.0, vs. LT (9/27/25)  
 Tackles for loss \_\_\_\_\_ 4.0, at USU (8/30/25)  
 QB hurry \_\_\_\_\_ 1, 3x, vs. LU (10/8/25)  
 Forced fumble \_\_\_\_\_ 2, vs. LT (9/27/25)  
 Pass breakups \_\_\_\_\_ 1, at UT (9/13/25)

## JUDAH EZINWA (TE)

Receptions \_\_\_\_\_ 2, vs. LU (10/8/25)  
 Receiving Yards \_\_\_\_\_ 33, at UT (9/13/25)  
 Long reception \_\_\_\_\_ 33, at UT (9/13/25)  
 Total offense attempts \_\_\_\_\_ 1, at UT (9/13/25)  
 All-purpose yards \_\_\_\_\_ 33, at UT (9/13/25)

## ALLEN GANT (S)

Tackles \_\_\_\_\_ 1, 2x, last at UT (9/13/25)

## TORIC GOINS JR. (WR)

Points Scored \_\_\_\_\_ 6, vs. UTM (9/6/25)  
 Receptions \_\_\_\_\_ 5, at UT (9/13/25)  
 Receiving Yards \_\_\_\_\_ 105, vs. UTM (9/6/25)  
 Long reception \_\_\_\_\_ 49, vs. UTM (9/6/25)  
 Receiving TDs \_\_\_\_\_ 1, vs. UTM (9/6/25)  
 All-purpose yards \_\_\_\_\_ 105, vs. UTM (9/6/25)

## YESSMAN GREEN (CB)

Tackles \_\_\_\_\_ 2, 2x, last at SH (10/15/25)  
 Sacks \_\_\_\_\_ 0.5, vs. UTM (9/6/25)  
 Tackles for loss \_\_\_\_\_ 0.5, vs. UTM (9/6/25)

## JAIME GUERRERO (S)

Tackles \_\_\_\_\_ 1, 3x, last vs. UTM (9/6/25)

## COLE GUSTAFSON (DL)

Tackles \_\_\_\_\_ 4, vs. LT (9/27/25)  
 Sacks \_\_\_\_\_ 1.0, vs. LT (9/27/25)  
 Tackles for loss \_\_\_\_\_ 1.0, vs. LT (9/27/25)  
 QB hurry \_\_\_\_\_ 1, 2x, last vs. LT (9/27/25)  
 Pass breakup \_\_\_\_\_ 1, vs. LT (9/27/25)

## ASHAAD HALL (DL)

Tackles \_\_\_\_\_ 3, at USU (8/30/25)  
 Sacks \_\_\_\_\_ 2.0, at USU (8/30/25)  
 Tackles for loss \_\_\_\_\_ 2.0, at USU (8/30/25)  
 Pass breakup \_\_\_\_\_ 1, vs. UTM (9/6/25)  
 QB hurry \_\_\_\_\_ 2, 2x, last vs. LU (10/8/25)

## JOSH HANCOCK (LB)

Tackles \_\_\_\_\_ 2, at USU (8/30/25)

## CADEN HARRIS (WR)

Kickoff Returns \_\_\_\_\_ 1, 2x, last at MT (11/18/23)  
 Kickoff Yards \_\_\_\_\_ 28, at NU (9/9/23)  
 Long KOR \_\_\_\_\_ 28, at NU (9/9/23)  
 All-purpose yards \_\_\_\_\_ 28, at NU (9/9/23)

## GARRETT HAWKINS (LB)

Tackles \_\_\_\_\_ 5, 2x, last at UT (9/13/25)  
 Tackles for loss \_\_\_\_\_ 0.5, vs. UTM (9/6/25)  
 QB hurries \_\_\_\_\_ 1, vs. UTM (9/6/25)  
 Rush attempts \_\_\_\_\_ 1, vs. UTM (9/6/25)  
 Rushing yards \_\_\_\_\_ 2, vs. UTM (9/6/25)  
 Long rush \_\_\_\_\_ 2, vs. UTM (9/6/25)  
 Total offense yards \_\_\_\_\_ 2, vs. UTM (9/6/25)  
 All-purpose yards \_\_\_\_\_ 2, vs. UTM (9/6/25)

## NIK HENRY (WR)

Tackles \_\_\_\_\_ 1, 2x, last vs. UTM (9/6/25)  
 Kickoff Returns \_\_\_\_\_ 5, vs. ULM (9/20/25)  
 Kickoff Yards \_\_\_\_\_ 51, vs. ULM (9/20/25)  
 Long KOR \_\_\_\_\_ 17, vs. ULM (9/20/25)  
 All-purpose yards \_\_\_\_\_ 51, vs. ULM (9/20/25)

## KD JOHNSON (DT)

Tackles \_\_\_\_\_ 8, 2x, last at UT (9/13/25)  
 Tackles for loss \_\_\_\_\_ 2.0, vs. SUU (9/7/24)  
 Sacks \_\_\_\_\_ 2.0, vs. SUU (9/7/24)  
 QB Hurries \_\_\_\_\_ 2, at UT (9/13/25)  
 Pass breakups \_\_\_\_\_ 1, at UT (9/13/25)

## TYLER JONES (S)

Tackles \_\_\_\_\_ 1, at USU (8/30/25)

## SKYLER LOCKLEAR (QB)

Points Scored \_\_\_\_\_ 12, 2x, last at SH (10/15/25)  
 Pass attempts \_\_\_\_\_ 43, at LU (9/14/24)  
 Pass completions \_\_\_\_\_ 28, vs. KSU (11/9/24)  
 Pass yards \_\_\_\_\_ 327, vs. KSU (11/9/24)  
 Pass TDs \_\_\_\_\_ 4, vs. KSU (11/9/24)  
 Long pass \_\_\_\_\_ 69, at NM State (11/30/24)  
 Rush attempts \_\_\_\_\_ 15, vs. SUU (9/7/24)  
 Rush yards \_\_\_\_\_ 58, vs. LU (10/8/25)  
 Long rush \_\_\_\_\_ 63, vs. UTM (9/6/25)  
 Rushing TDs \_\_\_\_\_ 2, at SH (10/15/25)  
 Receptions \_\_\_\_\_ 1, 3x, last at UT (11/23/24)  
 Receiving Yards \_\_\_\_\_ 27, at UT (11/23/24)  
 Long reception \_\_\_\_\_ 27, at UT (11/23/24)  
 Receiving TDs \_\_\_\_\_ 1, vs. SUU (9/7/24)  
 Total offense attempts \_\_\_\_\_ 45, vs. SUU (9/7/24)  
 Total offense yards \_\_\_\_\_ 357, vs. KSU (11/9/24)  
 All-purpose yards \_\_\_\_\_ 58, vs. LU (10/8/25)

## KODE LOWE (S)

Tackles \_\_\_\_\_ 8, vs. ULM (9/20/25)  
 Tackles for loss \_\_\_\_\_ 2.0, vs. ULM (9/20/25)  
 QB hurry \_\_\_\_\_ 1, vs. LU (10/8/25)  
 Forced fumbles \_\_\_\_\_ 1, at SH (10/15/25)



# UTEP INDIVIDUAL CAREER HIGHS

## CADE MCCONNELL (QB)

Points Scored \_\_\_\_\_ 2, vs. UTM (9/6/25)  
 Pass attempts \_\_\_\_\_ 41, at MT (11/18/23)  
 Pass completions \_\_\_\_\_ 24, at MT (11/18/23)  
 Pass yards \_\_\_\_\_ 364, at MT (11/18/23)  
 Pass TDs \_\_\_\_\_ 2, 3x, last at CSU (9/21/24)  
 Long pass \_\_\_\_\_ 80, 2x, last at MT (11/18/23)  
 Rush attempts \_\_\_\_\_ 6, 2x, last at MT (11/18/23)  
 Rush yards \_\_\_\_\_ 15, at SH (10/25/23)  
 Long rush \_\_\_\_\_ 13, at SH (10/25/23)  
 Total offense att. \_\_\_\_\_ 47, at MT (11/18/23)  
 Total offense yards \_\_\_\_\_ 354, at MT (11/18/23)  
 All-purpose yards \_\_\_\_\_ 13, at SH (10/25/23)

## ELIJAH MCCOY (RB)

Rush attempts \_\_\_\_\_ 4, vs. LU (10/8/25)  
 Rushing yards \_\_\_\_\_ 10, vs. LU (10/8/25)  
 Long rush \_\_\_\_\_ 6, vs. LU (10/8/25)  
 Total Offense \_\_\_\_\_ 10, vs. LU (10/8/25)  
 All-purpose yards \_\_\_\_\_ 10, vs. LU (10/8/25)

## MALACHI NELSON (QB)

Pass attempts \_\_\_\_\_ 46, vs. ULM (9/20/25)  
 Pass completions \_\_\_\_\_ 24, at UT (9/13/25)  
 Pass yards \_\_\_\_\_ 404, vs. ULM (9/20/25)  
 Pass TDs \_\_\_\_\_ 4, vs. UTM (9/6/25)  
 Long pass \_\_\_\_\_ 74, vs. UTM (9/6/25)  
 Rush attempts \_\_\_\_\_ 7, at USU (8/30/25)  
 Rush yards \_\_\_\_\_ 2, at USU (8/30/25)  
 Long rush \_\_\_\_\_ 5, at USU (8/30/25)  
 Total offense attempts \_\_\_\_\_ 51, vs. ULM (9/20/25)  
 Total offense yards \_\_\_\_\_ 389, vs. ULM (9/20/25)  
 All-purpose yards \_\_\_\_\_ 2, at USU (8/30/25)  
 Punts \_\_\_\_\_ 1, at USU (8/30/25)  
 Punt yards \_\_\_\_\_ 47, at USU (8/30/25)  
 Punt average \_\_\_\_\_ 47.0, at USU (8/30/25)  
 Long punt \_\_\_\_\_ 47, at USU (8/30/25)

## ASHTON NICKELBERRY (WR)

Receptions \_\_\_\_\_ 2, 2x, last at SH (10/15/25)  
 Receiving Yards \_\_\_\_\_ 29, at CSU (9/21/24)  
 Long reception \_\_\_\_\_ 29, at CSU (9/21/24)  
 Kickoff Returns \_\_\_\_\_ 2, vs. MTSU (11/2/24)  
 Kickoff Yards \_\_\_\_\_ 24, vs. MTSU (11/2/24)  
 Long KOR \_\_\_\_\_ 21, vs. KSU (11/9/24)  
 All-purpose yards \_\_\_\_\_ 39, vs. MTSU (11/2/24)

## KENNY ODOM (WR)

Points Scored \_\_\_\_\_ 18, vs. KSU (11/9/24)  
 Receptions \_\_\_\_\_ 10, at SH (10/15/25)  
 Receiving Yards \_\_\_\_\_ 128, at CSU (9/21/24)  
 Long reception \_\_\_\_\_ 76, at WKU (10/10/24)  
 Receiving TDs \_\_\_\_\_ 3, vs. KSU (11/9/24)  
 Rush attempts \_\_\_\_\_ 2, at USU (8/30/25)  
 Rush yards \_\_\_\_\_ 16, at USU (8/30/25)  
 Long rush \_\_\_\_\_ 10, at USU (8/30/25)  
 Kickoff Returns \_\_\_\_\_ 3, vs. SH (10/3/24)  
 Kickoff Yards \_\_\_\_\_ 48, vs. SH (10/3/24)  
 Long KOR \_\_\_\_\_ 23, at CSU (9/21/24)  
 All-purpose yards \_\_\_\_\_ 151, at CSU (9/21/24)  
 Tackles \_\_\_\_\_ 2, vs. MTSU (11/2/24)

## JOSHUA RUDOLPH (LB)

Tackles \_\_\_\_\_ 8, 2x, last vs. UTM (9/6/25)  
 Tackles for loss \_\_\_\_\_ 1.0, at USU (8/30/25)  
 Sacks \_\_\_\_\_ 0.5, at USU (8/30/25)  
 Fumble recovery \_\_\_\_\_ 1, vs. UTM (9/6/25)

## LANTZ RUSSELL (S)

Tackles \_\_\_\_\_ 12, vs. SH (10/3/24)  
 Sacks \_\_\_\_\_ 1.0, 3x, last vs. LU (10/8/25)  
 Tackles for loss \_\_\_\_\_ 2.0, at WKU (10/10/24)  
 Pass Breakups \_\_\_\_\_ 1, 4x, last vs. LT (9/27/25)  
 Interceptions \_\_\_\_\_ 1, 2x, last vs. FIU (10/16/24)

## TYLER SCOTT (DL)

Tackles \_\_\_\_\_ 2, vs. UTM (9/6/25)

## JOSH SCHUCHTS (WR)

Points Scored \_\_\_\_\_ 2, 2x, last vs. LU (10/8/25)  
 Receptions \_\_\_\_\_ 4, vs. LT (9/27/25)  
 Receiving Yards \_\_\_\_\_ 21, vs. LT (9/27/25)  
 Long reception \_\_\_\_\_ 11, vs. LT (9/27/25)  
 All-purpose yards \_\_\_\_\_ 21, vs. LT (9/27/25)

## STRATTON SHUFELT (LB)

Tackles \_\_\_\_\_ 7, at WKU (10/10/24)  
 Pass Breakups \_\_\_\_\_ 1, 2x, last vs. UTM (9/6/25)  
 QB hurries \_\_\_\_\_ 1, at WKU (10/10/24)

## SHAY SMITH (QB)

Points Scored \_\_\_\_\_ 6, 2x, last at UT (9/13/25)  
 Pass attempts \_\_\_\_\_ 4, vs. ULM (9/20/25)  
 Pass completions \_\_\_\_\_ 2, at NEB (8/31/24)  
 Pass yards \_\_\_\_\_ 14, at NEB (8/31/24)  
 Long pass \_\_\_\_\_ 11, at NEB (8/31/24)  
 Rush attempts \_\_\_\_\_ 4, vs. ULM (9/20/25)  
 Rush yards \_\_\_\_\_ 11, vs. ULM (9/20/25)  
 Long rush \_\_\_\_\_ 8, vs. ULM (9/20/25)  
 Rush TDs \_\_\_\_\_ 1, 2x, last at UT (9/13/25)  
 Total offense attempts \_\_\_\_\_ 8, vs. ULM (9/20/25)  
 Total offense yards \_\_\_\_\_ 16, vs. ULM (9/20/25)  
 All-purpose yards \_\_\_\_\_ 11, vs. ULM (9/20/25)

## XAVIER SMITH (S)

Tackles \_\_\_\_\_ 10, at LU (9/14/24)  
 Fumbles recovered \_\_\_\_\_ 1, at LU (9/14/24)  
 Pass Breakups \_\_\_\_\_ 2, vs. KSU (11/9/24)  
 QB hurries \_\_\_\_\_ 1, vs. UTM (9/6/25)  
 Interceptions \_\_\_\_\_ 1, at UT (9/13/25)

## ALEX SZCZESNIAK (TE)

Tackles \_\_\_\_\_ 2, vs. LU (10/8/25)

## TREVON TATE (WR)

Points Scored \_\_\_\_\_ 6, vs. ULM (9/20/25)  
 Receptions \_\_\_\_\_ 7, vs. ULM (9/20/25)  
 Receiving Yards \_\_\_\_\_ 133, vs. ULM (9/20/25)  
 Long reception \_\_\_\_\_ 73, at UT (9/13/25)  
 Receiving TDs \_\_\_\_\_ 1, vs. ULM (9/20/25)  
 All-purpose yards \_\_\_\_\_ 122, vs. ULM (9/20/25)

## MARQUEZ TAYLOR (RB)

Rush attempts \_\_\_\_\_ 5, vs. LT (9/27/25)  
 Rushing yards \_\_\_\_\_ 18, at USU (8/30/25)  
 Long rush \_\_\_\_\_ 10, at USU (8/30/25)  
 Receptions \_\_\_\_\_ 2, vs. LT (9/27/25)  
 Receiving Yards \_\_\_\_\_ 8, vs. LT (9/27/25)  
 Long reception \_\_\_\_\_ 7, vs. LT (9/27/25)  
 Kickoff Returns \_\_\_\_\_ 3, at USU (8/30/25)  
 Kickoff Return Yards \_\_\_\_\_ 49, at USU (8/30/25)  
 Long KR \_\_\_\_\_ 20, at USU (8/30/25)  
 Total offense attempts \_\_\_\_\_ 5, at USU (8/30/25)  
 Total offense yards \_\_\_\_\_ 18, at USU (8/30/25)  
 All-purpose yards \_\_\_\_\_ 71, at USU (8/30/25)

## EKOW TAYLOR (BANDIT)

Tackles \_\_\_\_\_ 2, vs. SUU (9/7/24)  
 Sacks \_\_\_\_\_ 1.0, vs. LT (9/27/25)  
 Tackles for loss \_\_\_\_\_ 1.0, vs. LT (9/27/25)  
 Fumble recoveries \_\_\_\_\_ 1, at SH (10/15/25)

## KAM THOMAS (MB)

Points Scored \_\_\_\_\_ 6, 2x, last at NMSU (11/30/24)  
 Rush attempts \_\_\_\_\_ 16, at USU (8/30/25)  
 Rushing yards \_\_\_\_\_ 36, at USU (8/30/25)  
 Long rush \_\_\_\_\_ 17, at USU (8/30/25)  
 Receptions \_\_\_\_\_ 8, at LU (9/14/24)  
 Receiving Yards \_\_\_\_\_ 99, vs. SUU (9/7/24)  
 Long reception \_\_\_\_\_ 69, at NM State (11/30/24)  
 Receiving TDs \_\_\_\_\_ 1, at NEB (8/31/24)  
 Punt Returns \_\_\_\_\_ 5, at USU (8/30/25)  
 Punt Return Yards \_\_\_\_\_ 29, at NEB (8/31/24)  
 Long PR \_\_\_\_\_ 92, at NMSU (11/30/24)  
 PR TD \_\_\_\_\_ 1, at NMSU (11/30/24)  
 Kickoff Returns \_\_\_\_\_ 3, at LU (9/14/24)  
 Kickoff Return Yards \_\_\_\_\_ 43, at LU (9/14/24)  
 Long KOR \_\_\_\_\_ 23, vs. SUU (9/7/24)  
 Total offense attempts \_\_\_\_\_ 11, at LU (9/14/24)  
 Total offense yards \_\_\_\_\_ 26, vs. SH (8/31/24)  
 All-purpose yards \_\_\_\_\_ 199, at NMSU (11/30/24)

## DONTE THOMPSON (SPUR)

Tackles \_\_\_\_\_ 7, at UT (9/13/25)  
 Tackles for loss \_\_\_\_\_ 1, vs. UTM (9/6/25)  
 Pass breakup \_\_\_\_\_ 1, at USU (8/30/25)  
 QB hurry \_\_\_\_\_ 1, at USU (8/30/25)

## JET THOMPSON (WR)

Kickoff Returns \_\_\_\_\_ 3, vs. UTM (9/6/25)  
 Kickoff Yards \_\_\_\_\_ 63, vs. UTM (9/6/25)  
 Long KOR \_\_\_\_\_ 25, vs. UTM (9/6/25)  
 All-purpose yards \_\_\_\_\_ 63, vs. UTM (9/6/25)

## MARCUS TORRES (WR)

Receptions \_\_\_\_\_ 2, vs. ULM (9/20/25)  
 Receiving Yards \_\_\_\_\_ 14, vs. ULM (9/20/25)  
 Long reception \_\_\_\_\_ 8, vs. ULM (9/20/25)  
 All-purpose yards \_\_\_\_\_ 8, vs. ULM (9/20/25)

## DARNELL WILLIAMS (S)

Tackles \_\_\_\_\_ 1, at SH (10/15/25)

## ERIC WILLIS III (WR)

Receptions \_\_\_\_\_ 5, at USU (8/30/25)  
 Receiving Yards \_\_\_\_\_ 43, at SH (10/15/25)  
 Long reception \_\_\_\_\_ 43, at SH (10/15/25)  
 Rush attempts \_\_\_\_\_ 1, at UT (9/13/25)  
 Rush yards \_\_\_\_\_ 4, at UT (9/13/25)  
 Long rush \_\_\_\_\_ 4, at UT (9/13/25)  
 Punt Returns \_\_\_\_\_ 3, at SH (10/15/25)  
 Punt Return Yards \_\_\_\_\_ 24, vs. ULM (9/20/25)  
 Long PR \_\_\_\_\_ 23, vs. ULM (9/20/25)  
 Kickoff Returns \_\_\_\_\_ 1, vs. LU (10/8/25)  
 Kickoff Return Yards \_\_\_\_\_ 23, vs. LU (10/8/25)  
 Long KOR \_\_\_\_\_ 23, vs. LU (10/8/25)  
 All-purpose yards \_\_\_\_\_ 68, at SH (10/15/25)

## DAVID WILSON (DB)

Tackles \_\_\_\_\_ 1, vs. UTM (9/6/25)

## HAHSAUN WILSON (RB)

Points Scored \_\_\_\_\_ 6, vs. UTM (9/6/25)  
 Rush attempts \_\_\_\_\_ 8, vs. UTM (9/6/25)  
 Rushing yards \_\_\_\_\_ 117, vs. UTM (9/6/25)  
 Rush TD \_\_\_\_\_ 1, vs. UTM (9/6/25)  
 Long rush \_\_\_\_\_ 94, vs. UTM (9/6/25)  
 Receptions \_\_\_\_\_ 2, vs. LU (10/8/25)  
 Receiving Yards \_\_\_\_\_ 24, vs. ULM (9/20/25)  
 Long reception \_\_\_\_\_ 24, vs. ULM (9/20/25)  
 Total Offense \_\_\_\_\_ 117, vs. UTM (9/6/25)  
 All-purpose yards \_\_\_\_\_ 117, vs. UTM (9/6/25)



## JAYDEN WILSON (LB)

Tackles \_\_\_\_\_ 16, vs. LU (10/8/25)  
 Sacks \_\_\_\_\_ 0.5, vs. LT (9/27/25)  
 Tackles for loss \_\_\_\_\_ 2.0, vs. LU (10/8/25)  
 QB hurry \_\_\_\_\_ 1, 2x, last vs. LU (10/8/25)  
 Forced fumble \_\_\_\_\_ 1, vs. LT (9/27/25)  
 Fumble recovery \_\_\_\_\_ 1, vs. LT (9/27/25)



# UTEP FOOTBALL 2025 RECAPS

## Game #1

 <b>UTEP</b> (0-1, 0-0)	<b>16</b>
 <b>Utah State</b> (1-0, 0-0)	<b>28</b>

Logan, Utah • Merlin Olsen Field (16,448)  
Aug. 30, 2025

UTEP took a lead late in the first quarter after Malachi Nelson's 34-yard touchdown pass to Kenny Odom, but Utah State would go on to outscore the Miners 25-9 on its way to a 28-16 final on Aug. 30 in Merlin Olsen Field at Maverik Stadium.

UTEP (0-1) struggled on offense, gaining 284 yards of total offense on 72 plays, while Utah State (1-0) tallied 360 yards on 61 plays. The Miners tallied 19 first downs to the Aggies' 18.

Nelson, who made his first collegiate start, finished the game 22-of-34 passing for 178 yards, a touchdown and an interception. Odom recorded a career-high nine receptions for 97 yards and a touchdown. Overall, Odom had 113 all-purpose yards after gaining 16 on two carries. Eric Willis III, who made his Miner debut, hauled in five receptions for 35 yards.

Defensively, multiple student-athletes make their UTEP debut. Joshua Rudolph tallied eight tackles, tied for second most on the night, and had a half sack. Ashaad Hall posted 2.0 sacks, while Udoka Ezeani tallied a sack and seven tackles. Micah Davey finished with eight tackles and a sack.

The defense racked up six sacks, while returnee Xavier Smith led the defense with nine tackles. Redshirt freshman Elijah Baldwin tallied his first career sack with 1.5.

Utah State opened the contest with an early 3-0 lead following a Tanner Rinker 49-yard field goal at the 9:48 mark. The Aggies drove 49 yards on 10 plays (5:09).

The Miners answered on their second possession when Nelson threw his first collegiate touchdown pass. He found Odom on a 34-yard toss that gave UTEP the lead. Carlos Arreola, in his UTEP debut, hit the PAT for a 7-3 advantage at the 4:30 mark of the first quarter. Nelson led the "Blue Blaze" on a 61-yard drive on four plays that took only 1:08 off the clock.

### SCORE BY QUARTERS

TEAM	1ST	2ND	3RD	4TH	TOTAL
UTEP	7	3	0	6	16
USU	10	10	8	0	28

### QTR TIME SCORING PLAY

1st	09:48	USU - Rinker 49-yard FG, 10-49, 05:09
	04:30	UTEP - Odom 38-yard pass from Nelson (Arreola kick), 4-61, 01:08
	00:18	USU - Davis 58-yard rush (Rinker kick), 1-58, 00:12
2nd	08:36	USU - Rinker 28-yard FG, 12-62, 04:52
	01:56	USU - Lane 52-yard pass from Barnes (Rinker kick), 5-80, 01:43
	00:02	UTEP - Arreola 42-yard FG, 11-56, 01:49
3rd	08:35	USU - Barnes 12-yard rush (Garcia rush), 6-93, 02:37
4th	13:48	UTEP - Emory 2-yard rush (Odom pass from Nelson failed), 7-69, 02:29

### TEAM STATISTICS

	UTEP	USU
First Downs	19	18
Rushing Attempts-Yards	35-103	33-127
Passing Yards	181	233
Passes	23-37-1	19-28-0
Total Offense	284	360
Punt Returns-Yards	5-24	5-22
Kickoff Returns-Yards	3-49	2-35
Punts-Average	9-47.6	7-47.4
Fumbles-Lost	0-0	0-0
Penalties-Yards	7-63	11-73
Time of Possession	29:23	30:37

### UTEP Leaders

Passing	C-A-I	YDS	TD	LG
Nelson	22-34-1	178	1	34

Rushing	ATT.	YDS	TD	LG
Thomas	16	36	0	17
Emory	6	31	1	11

Receiving	Rec.	YDS	TD	LG
Odom	9	97	1	34
Willis III	5	35	0	14

Tackles	U-A-T	Sack-YD	TFL-YD	INT
Smith	4-5-9	0.0-0	0.0-1	0
Rudolph	3-5-8	0.5-2	1.0-3	0

### USU Leaders

Passing	C-A-I	YDS	TD	LG
Barnes	19-28-0	233	1	52

Rushing	ATT.	YDS	TD	LG
Davis	12	88	1	58
Barnes	15	29	1	18

Receiving	Rec.	YDS	TD	LG
Davis	6	61	0	30
Pegan	5	38	0	14

Tackles	U-A-T	Sack-YD	TFL-YD	QBH
Avinger	8-3-11	0.0-0	0.0-0	0
Miller	3-7-10	1.0-7	1.5-8	1

## Game #2

 <b>UT Martin</b> (0-2, 0-0)	<b>17</b>
 <b>UTEP</b> (1-1, 0-0)	<b>42</b>

El Paso, Texas • Sun Bowl Stadium (31,112)  
Sept. 6, 2025

Malachi Nelson threw four touchdowns, Hahsaun Wilson rushed for 117 yards, including breaking off the longest play from scrimmage in program history, Ashton Emory totaled three touchdowns, Kenny Odom (124) and Toric Goins Jr. (105) each hit the century mark in receiving yards, and Micah Davey racked up 14 tackles to lead UTEP in a dominant 42-17 victory over UT Martin in front of 31,112 rowdy fans in the Sun Bowl on Sept. 6.

The Miners (1-1) won their first home opener in two years while the "Blue Blaze" offense amassed 472 yards of total offense, the most during the Scotty Walden era. The Miners scored four touchdowns on their first six drives on the way to staking a commanding 28-7 halftime lead. UTEP extended its cushion to as many as 32 (42-10) before settling for the 25-point triumph. It marked the largest victory since 2022.

The Skyhawks, who had won 34 games in their previous four years, dropped to 0-2 on the season.

UTEP rushed for 194 yards on 25 attempts (7.8 avg.), but it was a much different story for the visitors. The "Orange Swarm" defense shut down the UTM ground attack, allowing only 76 yards on 40 rush attempts (1.9 avg.). It was the fewest rushing yards by a Miners' opponent with at least 40 attempts since 1971.

Nelson finished the night 14-of-26 with career highs in passing yards (278) and touchdown tosses (four). He was only sacked once, while he completed a career-long 74-yard touchdown strike to Odom in the third quarter.

Wilson highlighted the evening with a 94-yard scoring sprint, the longest play from scrimmage in program history.

### SCORE BY QUARTERS

TEAM	1ST	2ND	3RD	4TH	TOTAL
UTM	0	7	3	7	17
UTEP	7	21	14	0	42

### QTR TIME SCORING PLAY

1st	11:34	UTEP - Emory 2-yard rush (Arreola kick), 4-25, 00:50
2nd	14:48	UTM - Bailey 11-yard rush (Hechter kick), 5-33, 02:02
	12:27	UTEP - Goins Jr. 48-yard pass from Nelson (Arreola kick), 6-76, 02:07
	08:02	UTEP - Emory 8-yard pass from Nelson (McConnell rush), 6-76, 02:35
	05:00	UTEP - Wilson 94-yard rush (Arreola kick blocked), 2-96, 00:35
3rd	07:21	UTM - Hechter 21-yard FG, 13-68, 06:14
	06:25	UTEP - Odom 74-yard pass from Nelson (Arreola kick), 2-70, 00:48
	03:11	UTEP - Emory 12-yard pass from Nelson (Arreola kick), 4-34, 01:15
4th	12:07	UTM - Wilson 20-yard pass from Bauer (Hechter kick), 12-79, 05:58

### TEAM STATISTICS

	UTM	UTEP
First Downs	19	14
Rushing Attempts-Yards	40-76	25-194
Passing Yards	295	278
Passes	24-36-0	15-29-0
Total Offense	371	472
Punt Returns-Yards	5-31	2-23
Kickoff Returns-Yards	5-294	3-64
Punts-Average	6-47.0	5-50.0
Fumbles-Lost	1-1	1-1
Penalties-Yards	6-35	4-40
Time of Possession	38:48	21:12

### UTEP Leaders

Passing	C-A-I	YDS	TD	LG
Nelson	14-26-0	278	4	74

Rushing	ATT.	YDS	TD	LG
Wilson	8	117	1	94
Locklear	3	37	0	63

Receiving	Rec.	YDS	TD	LG
Odom	5	124	1	74
Goins Jr.	3	105	1	49

Tackles	U-A-T	Sack-YD	TFL-YD	QBH
Davey	8-6-14	0.0-0	0.0-0	1
Content	2-7-9	0.0-0	0.0-0	0

### UTM Leaders

Passing	C-A-I	YDS	TD	LG
Berry	10-17-0	75	0	27

Rushing	ATT.	YDS	TD	LG
Lambson	20	183	2	46
Berry	13	53	0	21


Receiving	Rec.	YDS	TD	LG
Mitchell	3	62	1	40
Carr	2	32	0	27

Tackles	U-A-T	Sack-YD	TFL-YD	FF
Dawkins	5-4-9	1.0-6	2.5-8	1
Stevenson	6-2-8	0.0-0	0.0-0	0



# UTEP FOOTBALL 2025 RECAPS

## Game #3

 <b>UTEP</b> (1-2, 0-0)	<b>10</b>
<b>#7 Texas</b> (2-1, 0-0)	<b>27</b>

**Austin, Texas • DKR (102,025)  
Sept. 13, 2025**

The UTEP football team battled #7 Texas on virtually even terms for the first two periods on Saturday, before the Longhorns slowly pulled away in the second half for a 27-10 victory on a hot and humid Saturday afternoon in Austin.

The loss overshadowed a tremendous performance by a UTEP defense that appeared to strengthen as the game went on. The Miners (1-2) yielded 100 yards in the first quarter, 87 in the second, 67 in the third and 86 in the fourth. El Pasoans scored all of UTEP's points, as Carlos Arreola connected on a field goal and Shay Smith rushed for a touchdown.

The 27 points were the fewest scored by Texas against UTEP since 1933 (22), and the second-fewest totaled by the Longhorns in the all-time, seven-game series with the Miners. The 17-point margin of victory was also the second-lowest by Texas versus UTEP, surpassed only by a 16-point cushion (22-6) in 1933. UTEP allowed 340 yards, the lowest against the Longhorns in the modern era.

"We played extremely physical and hard," Walden said. "I'm very proud of this football team. I'm extremely proud of the effort that I saw on defense, extremely proud of the finish by the offense. I am extremely proud of the way we finished the game with a touchdown and that says a lot about our character. The defense also played lights out and held strong. [Texas] had to earn everything they got."

Texas (2-1) fielded a defense that was equally as stout on Saturday, limiting UTEP to 259 yards and keeping the Miners out of the end zone until El Paso's own Smith rambled for a two-yard TD late in the fourth quarter.

Texas led 14-3 at the break. But the lead was only 7-3 until Arch Manning rushed for a five-yard touchdown with one second remaining in the half. That capped a seven-play, 40-yard drive that provided a little separation between the UT system programs.

### SCORE BY QUARTERS

TEAM	1ST	2ND	3RD	4TH	TOTAL
UTEP	0	3	0	7	10
UT	7	7	6	7	27

### QTR TIME SCORING PLAY

1st	05:26	UT - Manning 2-yard rush (Shipley kick), 9-53, 04:56
2nd	01:55	UTEP - Arreola 39-yard FG, 7-56, 02:10
	00:01	UT - Manning 5-yard rush (Shipley kick), 7-40, 00:53
3rd	07:50	UT - Shipley 31-yard FG, 9-25, 04:55
	01:41	UT - Shipley 30-yard FG, 10-37, 05:00
4th	10:52	UT - Wingo 4-yard pass from Manning (Shipley kick), 8-47, 03:40
	01:57	UTEP - Smith 2-yard rush (Arreola kick), 7-87, 02:56

### TEAM STATISTICS

	UTEP	UT
First Downs	13	23
Rushing Attempts-Yards	23-50	56-226
Passing Yards	209	114
Passes	24-36-2	11-25-1
Total Offense	259	340
Punt Returns-Yards	2-5	3-72
Kickoff Returns-Yards	1-0	3-43
Punts-Average	5-42.0	4-47.8
Fumbles-Lost	0-0	1-0
Penalties-Yards	6-33	7-78
Time of Possession	21:41	36:47

### UTEP Leaders

	C-A-I	YDS	TD	LG
<b>Passing</b>				
Nelson	24-36-2	209	0	43
<b>Rushing</b>				
Wilson	6	39	0	30
Emory	11	5	0	3
<b>Receiving</b>				
Tate	6	64	0	43
Goins Jr.	5	63	0	23
<b>Tackles</b>				
Davey	3-6-9	0.0-0	0.5-1	0
Wilson	4-4-8	0.0-0	1.5-7	0

### UT Leaders

	C-A-I	YDS	TD	LG
<b>Passing</b>				
Manning	11-25-1	114	1	23
<b>Rushing</b>				
Simon	17	67	0	13
Gibson	18	64	0	10
<b>Receiving</b>				
Wingo	3	32	1	15
Clark	2	32	0	23
<b>Tackles</b>				
Lefau	2-5-7	0.0-0	1.0-3	0
Taaffe	4-2-6	0.0-0	0.0-0	0

## Game #4

 <b>ULM</b> (2-1, 0-0)	<b>31</b>
<b>UTEP</b> (1-3, 0-0)	<b>25</b>

**El Paso, Texas • Sun Bowl Stadium (15,272)  
Sept. 20, 2025**

Malachi Nelson became the first Miner quarterback to surpass 400 yards in passing in 16 years, but the UTEP football team's rally came up short in a 31-25 setback at the hands of ULM in the Sun Bowl Saturday night.

The Warhawks (2-1) took a commanding 31-7 advantage midway through the third quarter before UTEP (1-3) started to mount a comeback. Carlos Arreola started it with a 27-yard field goal to cut the deficit to 21 (31-10) heading to the fourth quarter.

Nelson then connected with Wondame Davis Jr. on a 44-yard strike to bring the Orange and Blue a bit closer. A two-point conversion toss to Hahsaun Wilson made it a 13-point game. After another stop, Nelson found Davis Jr. from 20 yards out to cut the deficit to six.

Nelson threw for a career-best 404 yards on 22-of-46 passing and three touchdowns. He became the first UTEP QB to eclipse 400 yards since Trevor Vittoe did so in 2009. Davis Jr. produced breakout numbers as the redshirt freshman, who had one catch for seven yards in his career, gained 119 yards on six catches and two scores.

The Miners gained 442 yards of total offense, while the Warhawks put up 399 yards, including a staggering 250 yards rushing on 42 attempts (6.0 avg.). The Miners only gained 33 yards on 28 carries (1.2 avg.)

On the game's first possession, the Miners drove the ball to the ULM 4 before giving up the ball on a turnover on downs.

### SCORE BY QUARTERS

TEAM	1ST	2ND	3RD	4TH	TOTAL
ULM	14	10	7	0	31
UTEP	7	0	3	15	25

### QTR TIME SCORING PLAY

1st	07:44	ULM - Godfrey 12-yard pass from Armenta (Stagg kick), 3-96, 01:37
	07:27	UTEP - Tate 73-yard pass from Nelson (Arreola kick), 1-73, 00:12
	02:31	ULM - McReynolds 40-yard rush (Stagg kick), 2-77, 00:49
2nd	12:42	ULM - Bibbs 35-yard pass from Armenta (Stagg rush), 6-74, 03:07
	05:40	ULM - Stagg 44-yard FG, 10-49, 05:15
3rd	07:53	ULM - Herring 1-yard rush (Stagg kick), 6-27, 03:20
	05:39	UTEP - Arreola 27-yard FG, 9-78, 02:09
4th	13:31	UTEP - Davis Jr. 44-yard pass from Nelson (Wilson pass from Nelson), 3-67, 01:21
	06:00	UTEP - Davis Jr. 20-yard pass from Nelson (Arreola kick), 8-77, 02:35

### TEAM STATISTICS

	ULM	UTEP
First Downs	18	21
Rushing Attempts-Yards	42-250	28-33
Passing Yards	149	409
Passes	9-15-0	23-50-2
Total Offense	399	442
Punt Returns-Yards	0-0	2-24
Kickoff Returns-Yards	0-0	6-53
Punts-Average	6-39.0	3-42.0
Fumbles-Lost	1-0	0-0
Penalties-Yards	12-98	8-80
Time of Possession	31:51	28:09

### UTEP Leaders

	C-A-I	YDS	TD	LG
<b>Passing</b>				
Nelson	22-46-2	404	3	73
<b>Rushing</b>				
Wilson	10	21	0	6
Emory	6	19	0	8
<b>Receiving</b>				
Tate	7	133	1	73
Davis Jr.	6	119	2	44
<b>Tackles</b>				
Campbell	3-8-11	0.0-0	0.5-1	1
Barnes	4-4-8	0.0-0	0.0-0	0



### ULM Leaders

	C-A-I	YDS	TD	LG
<b>Passing</b>				
Armenta	8-14-0	136	2	37
<b>Rushing</b>				
McReynolds	18	107	1	40
Lewis	5	79	0	72
<b>Receiving</b>				
Godfrey	2	49	1	37
Bibbs	2	38	1	35
<b>Tackles</b>				
Faunroy	3-4-7	0.0-0	0.5-1	1
Flemmings	2-5-7	0.0-0	1.0-1	0



# UTEP FOOTBALL 2025 RECAPS

## Game #5

 <b>LA Tech (4-1, 2-0)</b>	<b>30</b>
 <b>UTEP (1-4, 0-1)</b>	<b>11</b>

**El Paso, Texas • Sun Bowl Stadium (13,013)  
Sept. 27, 2025**

UTEP's defense recorded five sacks, recovered three fumbles and posted its first interception of the year en route to holding LA Tech to an opponent season-low 232 yards, but the Miners' offense couldn't quite get on track in a 30-11 setback in their Conference USA opener and 93rd Homecoming Game at Sun Bowl Stadium on Saturday night.

It marks the second straight year that UTEP (1-4, 0-1 CUSA) limited the Bulldogs (4-1, 2-0 CUSA) to fewer than 300 yards of total offense. It was a competitive first half, with the Orange and Blue down just a score (7-0) heading into the locker room. UTEP remained within striking distance (10-0) through three quarters of play before LA Tech pulled away down the stretch.

The three recovered fumbles by the Miners were the most since they also came up with a trio against no. 22 Liberty on Nov. 25, 2023. UTEP added a season-high five pass breakups, to go along with the interception by Justin Content. Furthermore, the five sacks marked the third time this year the Orange and Blue posted four or more in a game.

Content (career-high 13), Micah Davey (12) and Neil Campbell (10) all reached double figures in tackles, while Jayden Wilson (season-most nine) and Xavier Smith (eight) were heavily involved as well. Udoka Ezeani forced two fumbles and had a career-high 2.0 sacks. Wilson had both a force and a recovery that he rambled for 34 yards late in the first half. Davey and Solo Barnes also had recoveries.

UTEP had some good moments offensively and finished with 273 total yards, including 135 during a big fourth quarter where it produced 11 points, but it wasn't enough to mount a comeback. Tanner Cragun connected on a 38-yard field goal, the first of his UTEP career, to get UTEP on the board. The Miners then made it a two-possession game (24-11) after a touchdown and two-point conversion with 3:34 left, but LA Tech recovered the ensuing onside kick to snuff out the rally.

### SCORE BY QUARTERS

TEAM	1ST	2ND	3RD	4TH	TOTAL
LT	7	0	3	20	30
UTEP	0	0	0	11	11

### QTR TIME SCORING PLAY

1st	06:14	LT - Singleton Jr. 5-yard pass from Baker (Henderson kick), 10-60, 04:24
3rd	05:47	LT - Henderson 37-yard FG, 4-7, 01:49
4th	14:55	UTEP - Cragun 38-yard FG, 14-54, 05:52
	10:22	LT - Foster 67-yard interception return (Henderson kick), 00:08
	04:58	LT - Thevenin 4-yard rush (Henderson kick), 6-42, 03:26
	03:34	UTEP - Davis Jr. 35-yard pass from Locklear (Schuchts pass from Locklear), 4-75, 01:24
	01:44	LT - Jackson Jr. 23-yard interception return (Chance rush failed), 00:09

### TEAM STATISTICS

	LT	UTEP
First Downs	16	15
Rushing Attempts-Yards	42-95	29-126
Passing Yards	137	147
Passes	18-26-1	22-44-5
Total Offense	232	273
Punt Returns-Yards	2--1	2-13
Kickoff Returns-Yards	1-27	0-0
Punts-Average	6-49.2	5-38.6
Fumbles-Lost	3-3	1-0
Penalties-Yards	5-49	5-50
Time of Possession	32:15	27:45

### UTEP Leaders

Passing	C-A-I	YDS	TD	LG
Nelson	18-38-4	73	0	10

Rushing	ATT.	YDS	TD	LG
Emory	11	50	0	13
Wilson	7	28	0	12

Receiving	Rec.	YDS	TD	LG
Schuchts	4	21	0	11
Willis III	4	11	0	6

Tackles	U-A-T	Sack-YD	TFL-YD	INT-YD
Content	7-6-13	0.0-0	0.0-0	1-0
Davey	3-9-12	0.0-0	1.0-3	0-0

### LT Leaders



Passing	C-A-I	YDS	TD	LG
Baker	18-26-1	137	1	27

Rushing	ATT.	YDS	TD	LG
Thevenin	19	68	1	14
Wiggins	9	37	0	9

Receiving	Rec.	YDS	TD	LG
Singleton Jr.	5	33	1	9
Jackson	3	44	0	27

Tackles	U-A-T	Sack-YD	TFL-YD	INT-YD
Fields	5-3-8	0.0-0	0.5-1	0-0
Jackson Jr.	4-2-6	0.0-0	1.5-2	1-23

## Game #6

 <b>Liberty (2-4, 1-1)</b>	<b>19</b>
 <b>UTEP (1-5, 0-2)</b>	<b>8</b>

**El Paso, Texas • Sun Bowl Stadium (9,286)  
Oct. 8, 2025**

UTEP's Jayden Wilson (16), Neil Campbell (14) and Micah Davey (12) hit double figures in tackles, but Liberty put up over 400 yards of total offense as the Flames defeated the Miners, 19-8, on Wednesday night's "Weekday CUSA".

UTEP (1-5, 0-2 Conference USA) mustered up only 167 yards of total offense. Skyler Locklear, who got the nod to start under center, ran for a team-high 58 yards and a touchdown, while throwing for 90 (9-17) and a pair of interceptions. The Miners struggled with nine first downs and finished 3-of-15 on third-down conversions.

Liberty (2-4, 1-1 CUSA) snapped a four-game losing streak as Ethan Vasko threw for 243 yards (19-33) and rushed for 31 and a score. Vaughn Blue had a game-high 75 yards rushing on 17 carries. Jay Billingsley connected on 4-of-5 field goals, including a long make of 50 yards. The Flames ran 83 plays to the Miners' 52.

The Miners finished their home stand 0-3.

The "Orange Swarm" defense yielded the Flames to only 3-of-18 on third-down conversions. However, they allowed 4-of-5 fourth-down conversions. Wilson and Campbell each racked up career-highs in tackles. For Campbell, it's his third consecutive double-digit tackle effort. Wilson recorded a collegiate career best in tackles, while Davey posted 12 for the second straight game and has a team-best 63 on the season.

Liberty got on the board first, following a 94-yard, 12-play drive that resulted in a Vasko two-yard touchdown, followed by the PAT to go up 7-0 at the 6:21 mark. The drive took over six minutes.

### SCORE BY QUARTERS

TEAM	1ST	2ND	3RD	4TH	TOTAL
LU	7	6	6	0	19
UTEP	0	0	0	8	8

### QTR TIME SCORING PLAY

1st	06:21	LU - Vasko 2-yard rush (Billingsley kick), 12-94, 06:32
2nd	14:53	LU - Billingsley 27-yard FG, 11-62, 04:23
	08:25	LU - Billingsley 29-yard FG, 11-45, 05:10
3rd	11:18	LU - Billingsley 50-yard FG, 9-43, 03:42
	07:27	LU - Billingsley 41-yard FG, 6-38, 02:42
4th	11:39	UTEP - Locklear 13-yard rush (Schuchts pass from Smith), 8-65, 03:16

### TEAM STATISTICS

	LU	UTEP
First Downs	22	9
Rushing Attempts-Yards	50-160	25-56
Passing Yards	243	111
Passes	19-33-0	13-27-2
Total Offense	403	167
Punt Returns-Yards	4-4	1-0
Kickoff Returns-Yards	0-0	2-25
Punts-Average	4-37.8	8-45.8
Fumbles-Lost	0-0	0-0
Penalties-Yards	6-57	3-40
Time of Possession	39:57	20:03

### UTEP Leaders

Passing	C-A-I	YDS	TD	LG
Locklear	9-17-2	90	0	44

Rushing	ATT.	YDS	TD	LG
Locklear	8	58	1	15
McCoy	4	10	0	6

Receiving	Rec.	YDS	TD	LG
Odum	3	53	0	44
Schuchts	3	18	0	9

Tackles	U-A-T	Sack-YD	TFL-YD	QBH
Wilson	5-11-16	0.0-0	2.0-3	1
Campbell	8-6-14	0.0-0	0.0-0	0

### LU Leaders

Passing	C-A-I	YDS	TD	LG
Vasko	19-33-0	243	0	31

Rushing	ATT.	YDS	TD	LG
Blue	17	75	0	16
Williams	12	36	0	12



Receiving	Rec.	YDS	TD	LG
Person	5	52	0	13
Gray	3	63	0	29

Tackles	U-A-T	Sack-YD	TFL-YD	QBH
Carter	2-9-11	0.0-0	1.0-1	1
Pirolli	1-4-5	0.0-0	0.0-0	0



# UTEP FOOTBALL 2025 RECAPS

## Game #7

 <b>UTEP</b> (2-5, 1-2)	<b>35</b>
 <b>Sam Houston</b> (0-7, 0-4)	<b>17</b>

Houston, Texas • Shell Energy Stadium (4,657)  
Oct. 15, 2025

Skyler Locklear completed 21-of-26 passes for 236 yards and Ashten Emory rushed for a career-high 96 yards, leading UTEP to a 35-17 win at Sam Houston on Wednesday night.

The Miners (2-5, 1-2 CUSA) emphatically stamped out a four-game losing streak in their first road game in over a month. The Bearkats fell to 0-7, 0-4 in CUSA while playing their home games at Shell Energy Stadium in Houston.

The game was closely contested heading into the fourth quarter, but the Miners pulled away with back-to-back touchdown drives — including a 34-yard rushing score by Emory that put the game on ice following a Bearkats turnover on downs.

The Miners posted 411 yards of offense to the Bearkats' 398. But the tables really turned in the second half, when UTEP compiled 236 yards to Sam Houston's 146 while outscoring the home team 21-7.

Wondame Davis Jr. (three catches-79 yards) and Kenny Odom (10 receptions for 67 yards) also had big games for the Miner offense. Micah Davey tied a season best with 14 tackles for the defense, which tallied five tackles for losses and three sacks. Five of the Bearkats' seven drives in the second half produced eight yards or fewer.

Sam Houston scored first. Following a three-and-out from the Miners on their first offensive series, the Bearkats moved 99 yards on eight plays and took a 7-0 lead on a 20-yard pass from Hunter Watson to Malik Phillips.

UTEP knotted the score, 7-7, on Locklear's four-yard touchdown pass to Josh Schuchts with 2:52 remaining in the opening period. It was Schuchts' first collegiate TD. The key play on the three-play, 50-yard drive was Locklear's 43-yard connection with Eric Willis III on first down.

### SCORE BY QUARTERS

TEAM	1ST	2ND	3RD	4TH	TOTAL
UTEP	7	7	7	14	35
SH	7	3	7	0	17

### QTR TIME SCORING PLAY

1st	09:25	SH - Phillips 20-yard pass from Watson (Pavon kick), 8-99, 03:50
	02:52	UTEP - Schuchts 4-yard pass from Locklear (Arreola kick), 3-50, 01:07
2nd	12:06	UTEP - Locklear 2-yard rush (Arreola kick), 9-86, 03:38
	07:27	SH - Pavon 26-yard FG, 10-77, 04:32
3rd	06:20	UTEP - Locklear 15-yard rush (Arreola kick), 10-67, 03:41
	03:03	SH - Adkism 13-yard from Mettauer (Pavon kick), 6-90, 03:09
4th	07:05	UTEP - Odom 20-yard pass from Locklear (Arreola kick), 8-91, 03:24
	05:54	UTEP - Emory 34-yard rush (Arreola kick), 1-34, 00:08

### TEAM STATISTICS

	UTEP	SH
First Downs	19	20
Rushing Attempts-Yards	34-175	40-159
Passing Yards	236	239
Passes	21-26-1	22-36-0
Total Offense	411	398
Punt Returns-Yards	3-3	0-0
Kickoff Returns-Yards	1-22	5-99
Punts-Average	3-50.0	4-43.0
Fumbles-Lost	1-1	2-1
Penalties-Yards	7-60	6-65
Time of Possession	24:35	35:25

### UTEP Leaders

Passing	C-A-I	YDS	TD	LG
Locklear	21-26-1	236	2	43

Rushing	ATT.	YDS	TD	LG
Emory	15	96	1	34
Locklear	13	48	2	21

Receiving	Rec.	YDS	TD	LG
Odom	10	67	1	26
Wondame Jr.	3	79	0	36

Tackles	U-A-T	Sack-YD	TFL-YD	INT
Davey	13-1-14	0.0-0	1.0-1	0
Johnson	4-4-8	0.5-3	1.0-4	0

### SH Leaders

Passing	C-A-I	YDS	TD	LG
Watson	13-19-0	161	1	24

Rushing	ATT.	YDS	TD	LG
Brown	13	110	0	63
McCaskill	11	52	0	12

Receiving	Rec.	YDS	TD	LG
Brown	6	39	0	14
Reed	3	51	0	24

Tackles	U-A-T	Sack-YD	TFL-YD	INT
Fish	5-6-11	0.0-0	0.0-0	0
Bailey	6-2-8	0.0-0	0.0-0	0



# THE LAST TIME...

## TEAM OFFENSE

### RUSHING OFFENSE

**Rushed for 200 yards**

211, vs. FIU (10/16/24)

**Rushed for 200 yards on the road**

222, at Sam Houston (10/25/23)

**Rushed for 300 yards**

329, vs. UIW (9/2/23)

**Rushed for 300 yards on the road**

330, at New Mexico (8/30/14)

**Rushed for 400 yards**

404, vs. Wyoming (11/20/82)

**Rushed 40 Times**

45, vs. Kennesaw State (11/9/24)

**Rushed 50 Times**

50, vs. UIW (9/2/23)

**Rushed 60 Times**

61, at Rice (11/3/22)

**Rushing 70 Times**

71, vs. UNLV (9/11/93)

**Rushed For 3 Touchdowns**

at Sam Houston (10/15/25)

**Rushed For 3 Touchdowns at home**

vs. No. 22 Liberty (11/25/23)

**Rushed For 4 Touchdowns**

vs. North Texas (12/11/20)

**Rushed For 4 Touchdowns on the road**

at ULM (9/26/20)

**Rushed For 5 Touchdowns**

at Rice (11/3/18)

**Rushed For 5 Touchdowns at home**

vs. North Texas (11/15/14)

### PASSING OFFENSE

**Passed for 300 yards**

333, vs. Kennesaw State (11/9/24)

**Passed for 300 yards on the road**

364, at Middle Tennessee (11/18/23)

**Passed for at least 400 yards**

409, vs. ULM (9/20/25)

**Passed for at least 400 yards on the road**

455, at UAB (11/10/06)

**Passed for at least 500 yards**

517, vs. Marshall (11/28/09)

**Passed for 600 yards**

634, vs. North Texas (9/18/65)

**Passed For 4 Touchdowns**

vs. UT Martin (9/6/25)

**Passed For 4 Touchdowns on the road**

At UTSA (10/22/16)

**Passed For 5 Touchdowns**

At Colorado State (9/28/13)

**Passed For 5 Touchdowns at home**

Vs. NM State (9/18/10)

**Passed For at least 6 Touchdowns**

7, Vs. Northern Michigan (8/30/86)

**Had 3 Passes Intercepted**

Vs. UNLV (9/23/23)

**Had 4 Passes Intercepted**

At New Mexico (9/17/22)

**Had 5 Passes Intercepted**

vs. LA Tech (9/27/25)

**Had 5 Passes Intercepted on the road**

at WKU (11/17/18)

**Had 6 Passes Intercepted**

Vs. BYU (12/1/73)

**Had 7 Passes Intercepted**

At Utah (9/19/70)

**Passed 40 Times**

44, vs. LA Tech (9/27/25)

**Passed 50 Times**

50, vs. ULM (9/20/25)

**Passed 60 Times**

60, vs. Arizona State (11/15/69)

**Completed 30 Passes**

31, at No. 9 Oklahoma (9/3/22)

**Completed 40 Passes**

40, vs. East Carolina (10/13/07)

**Had 20 First Downs**

22, vs. Kennesaw State (11/9/24)

**Had 25 First Downs**

25, vs. UIW (9/2/23)

**Had 30 First Downs**

30, vs. Houston (9/29/11)

**Had 35 First Downs**

36, vs. Houston (10/31/09)

**Zero Turnovers Committed**

At LA Tech (10/22/24)

### SCORING

**Both teams scoreless after first quarter**

UTEP at No. 10 Tennessee (11/23/24)

**Both teams scoreless in first half**

UTEP vs. Northwestern State (9/21/91)

**Both teams scoreless in second half**

UTEP vs. SMU (10/6/12)



# THE LAST TIME...

## Both teams scoreless at end of regulation

UTEP at North Texas (9/19/64)

## Trailed after first half and won

UTEP 42, at NM State 35 (11/30/24-trailed 24-14)

## Trailed after first half and won at home

UTEP 24, vs. FAU 35 (10/22/22-trailed 7-6)

## Trailed after three quarters and won

UTEP 30, vs. FIU 21 (10/16/24-trailed 21-20)

## Trailed after three quarters and won on road

UTEP 37, at Sam Houston 34 (10/25/23-trailed 27-20)

## Scored 40 points

42, vs. UT Martin (9/6/25)

## Scored 40 points on the road

42, at NM State (11/30/24)

## Scored 40 points in nonconference game

42, vs. UT Martin (9/6/25)

## Scored at least 40 points in nonconference game on the road

50, at NM State (9/19/15)

## Scored 50 points

52, vs. North Texas (11/26/16)

## Scored 50 points on the road

52, at UTSA (10/22/16)

## Scored 50 points in a nonconference game at home

52, vs. Texas Southern (9/22/07)

## Scored 60 points

64, vs. Northern Michigan (8/30/86)

## Scored 70 points

75, at New Mexico (10/27/67)

## Scored 80 or more Points

92, vs. NM State (11/25/48)

## Allowed at least 40 points

56, at. No. 10 Tennessee (11/23/24)

## Allowed 40 points at home

41, vs. Sam Houston (10/3/24)

## Allowed 40 points in nonconference game at home

45, vs. UNLV (9/23/23)

## Allowed at least 50 points at home

63, vs. Arizona (9/15/17)

## Allowed 50 points at home in conference game

57, vs. Tulsa (11/19/11)

## Allowed 50 points on the road in conference game

52, at UTSA (11/14/20)

## Allowed 70 points

77, at Tulsa (10/18/08)

## Allowed 80 points

83, at No. 17 BYU (11/1/80)

## Scored 14 Points in a quarter at home

UTEP vs. UT Martin (9/6/25, 3rd)

## Scored 14 Points in a quarter

UTEP at Sam Houston (10/15/25, 4th)

## Scored 21 Points in a quarter

UTEP vs. vs. UT Martin (9/6/25, 2nd)

## Scored 21 Points in a quarter on road

UTEP at FIU (10/11/23, 1st)

## Scored 24 Points in a quarter

UTEP vs. FIU (11/19/22, 2nd)

## Scored 28 Points in a quarter on road

UTEP at NM State (9/19/15, 4th)

## Scored 28 Points in a quarter at home

UTEP vs. SMU (11/20/04, 3rd)

## Won By 1 point

UTEP 34, at Southern Miss 33 (11/17/12)

## Won By 1 point at home

UTEP 48, vs. Tulsa 47 (10/6/07)

## Won By 2 points

UTEP 36, vs. Houston Baptist (8/31/19)

## Won By 2 points on the road

UTEP 21, at SMU (10/4/03)

## Won By 3 points

UTEP 37, at Sam Houston 34 (10/25/23)

## Won By 3 points at home

UTEP 24, vs. Florida Atlantic 21 (10/22/22)

## Won By 10 Points

UTEP 27, at FIU 14 (10/11/23)

## Won By 10 Points at home

UTEP 28, vs. Incarnate Word 14 (9/2/23)

## Won By at least 20 points

UTEP 42, vs. UT Martin 17 (9/6/25)

## Won By 20 points on the road

UTEP 30, at NM State 3 (8/28/21)

## Won By 30 points on the road

UTEP 34, at UTSA 0 (10/25/14)

## Won By 40 points

UTEP 58, vs. UCF 13 (9/27/08)

## Won By at least 40 points on the road

UTEP 75 at New Mexico 12 (10/27/67)

## Won By 50 points

UTEP 58, vs. San Diego State 7 (11/12/88)

## Won By 60 points

UTEP 75 at New Mexico 12 (10/27/67)

## Won By 80 points

UTEP 92, vs. NM State (11/25/48)



# THE LAST TIME...

## TOTAL OFFENSE

### Gained 400 Yards

411, at Sam Houston (10/15/25)

### Gained 400 Yards at home

442, vs. ULM (9/20/25)

### Gained 500 Yards

525, vs. FIU (11/19/22)

### Gained 500 Yards on the road

501, at LA Tech (10/8/22)

### Gained 600 Yards

627, at SMU (11/14/09)

### Gained 600 Yards at home

607, vs. UAB (10/31/09)

### Gained 700 Yards

718, vs. NM State (11/25/49)

## OFFENSIVE PLAYS

### 70 Plays

78, vs. ULM (9/20/25)

### 80 Plays

89, at LA Tech (10/8/22)

### 90 Plays

90, at Colorado State (9/28/13)

### 95 Plays

95, vs. UAB (11/19/05)

### 100 Plays

102, vs. Northern Michigan (8/30/86)

## TEAM DEFENSE

## RUSHING DEFENSE

### Less Than 100 Yards

76, vs. UT Martin (9/6/25)

### Less Than 100 Yards on the road

7, at LA Tech (10/22/24)

### Less Than 50 Yards

7, at LA Tech (10/22/24)

### Less Than 50 Yards at home

37, vs. NM State (9/20/08)

### Negative Rushing Yards

-17, at NM State (9/3/05)

### Negative Rushing Yards at home

-106, vs. San Jose State (10/22/66)

## PASSING DEFENSE

### Less Than 100 Yards

28, Vs. No. 22 Liberty (11/25/23)

### Less Than 100 Yards on the road

67, at Jax State (8/26/23)

### Less Than 50 Yards

28, Vs. No. 22 Liberty (11/25/23)

### Less Than 50 Yards on the road

32, at UTSA (10/25/14)

### Less Than 25 Yards

13, Vs. Rice (10/26/96)

### Less Than 25 Yards on the road

17, at Air Force (10/24/87)

### Less Than 10 Yards

0, Vs. Air Force (11/24/84)

## TOTAL DEFENSE

### Less Than 300 Yards

255, at LA Tech (10/22/24)

### Less Than 300 Yards at home

287, vs. FIU (10/16/24)

### Less Than 100 Yards

71, Vs. FIU (11/19/22)

### Less Than 100 Yards on the road

70, at UTSA (10/25/14)

### Less Than 50 Yards

-10, San Jose State (10/22/66)

### Shutout An Opponent

UTEP 34 at UTSA 0 (10/25/14)

### Shutout An Opponent at home

UTEP 45, Texas Southern 0 (11/12/05)

### Shutout Opponent In First Half

Vs. WKU (11/4/23)

### Shutout Opponent In Second Half

Vs. UIW (9/2/23)

### Less Than Six Points

3, vs. LA Tech (10/16/21)

### Less Than Six Points on the road

3, at NM State (8/28/21)

## SACKS

### 5 or more Sacks

5, vs. LA Tech (9/27/25)

### 5 or more Sacks on the road

6, at Utah State (8/30/25)

## INTERCEPTIONS

### 3 or more Interceptions on the road

3, at East Carolina (9/29/12)

### 3 or more Interceptions

4, Vs. FIU (10/16/24)

### 4 Interceptions on the road

at Tulane (10/15/11)

### 5 Interceptions

Vs. Houston (9/16/05)

### 5 Interceptions on the road

At Arizona State (10/7/67)



# THE LAST TIME...

## 6 Interceptions

Vs. San Diego State (10/28/89)

## 7 Interceptions

Vs. Pacific (9/18/71)

## FIRST DOWNS ALLOWED

### 10 First Downs Or Less

5, Vs. FIU (11/19/22)

### 10 First Downs Or Less on the road

6, at ULM (9/26/20)

### 5 First Downs Or Less

5, vs. FIU (11/19/22)

### 5 First Downs Or Less on the road

2, at UTSA (10/25/14)

## TURNOVERS

### 4 Turnovers Forced

vs. LA Tech (9/27/25)

### 4 Turnovers Forced on the road

at NM State (9/14/13)

### 5 Turnovers Forced

Vs. Southern Miss (11/1/14)

### 5 or more Turnovers Forced on the road

7, At Rice (11/3/07)

### 6 Turnovers Forced

Vs. SMU (11/15/08)

### 8 or more Turnovers Forced

9, vs. Pacific (9/18/71)

### 8 or more Turnovers Forced on the road

8, at New Mexico (10/27/67)

### Fumble Return For Touchdown

at NM State (11/30/24-Bryton Thompson, twice, 33 yards, 5 yards)

### Fumble Recovery For Touchdown At Home

Sam Houston (10/3/24-Korey Chapman)

### Interception Return For Touchdown

at Army (9/30/17-Kahani Smith, 52 yards)

### Interception Return For Touchdown at home

Vs. UIW (9/26/15-Kaylon Beverly, 24 yards)

## SPECIAL TEAMS

### KICKOFF RETURNS

#### Kickoff Return for Touchdown

At WKU (10/10/24-Corey Wren, 100 yards)

#### Kickoff Return for Touchdown at home

Vs. Southern Miss (11/1/14-Autrey Golden, 98 yards)

### PUNT RETURNS

#### Punt Return for Touchdown

At NM State (11/30/23-Kam Thomas, 93 yards)

#### Punt Return for Touchdown at home

Vs. Boise State (9/23/22-Marcus Bellon, 47 yards)

## PUNTING

### Blocked Punt

Vs. North Texas (11/26/16-DaShon Smith-block, Brandon Moss-recovery in endzone)

### Blocked Punt on the road

At No. 25 Kansas State (9/27/14-Katrae Ford block, KSU recovered)

### Blocked Punt For Touchdown

Vs. North Texas (11/26/16-DaShon Smith-block, Brandon Moss-recovery in endzone)

### Blocked Punt For Touchdown on the road

At Tulane (10/15/11-Trayvaugh Nixon-block, Adrian James recovery in endzone)

### Punt Blocked

Vs. Kennesaw State (11/19/24)

### Had a punt blocked on the road

At LA Tech (10/22/24)

### Had a punt blocked for a touchdown

Vs. Old Dominion (10/2/21)

### Had a punt blocked on the road for a touchdown

At North Texas (11/9/13)

### Did Not Punt In A Game

Vs. UAB (11/19/05)

## FIELD GOALS

### Blocked A Field Goal

at Sam Houston (10/15/25- Elijah Baldwin)

### Blocked A Field Goal at home

NM State (10/18/23-Praise Amaewhule)

### Blocked Field Goal Return For Touchdown

At Rice (11/19/16-Denzel Chukwukelu block, Kaylon Beverly-80 yard return)

### Blocked Field Goal Return For Touchdown at home

Vs. San Jose State (11/8/03-Aaron Osborne block, Troy Collavo 76-yard return)

### Had a Field Goal Blocked

vs. UT Martin (9/6/25-Carlos Arreola, 52-yard attempt)

### Had a Field Goal Blocked on the road

at Sam Houston (10/15/25-Tanner Cragun-45-yard attempt)

### Had A Blocked Field Goal Returned for a Touchdown

Vs. Southern Miss (11/1/14)

### Had A Blocked Field Goal Returned for a Touchdown on the road

At LA Tech (10/4/14)

## POINT AFTER TOUCHDOWNS

### Blocked a PAT

At LA Tech (10/8/22-Kobe Hylton)

### Blocked a PAT at home

Vs. NM State (9/10/22-Keenan Stewart)

### Had a PAT Blocked

vs. UT Martin (9/6/25-Carlos Arreola was blocked)



# THE LAST TIME...

## Had a PAT Blocked on the road

At Wisconsin (9/22/12-Steven Valadez was blocked)

## Defensive PAT Return For Score

At Houston (11/22/08-Josh Ferguson, INT, Case Keenum)

## Defensive PAT Return For Score at Home

Has not happened since at least 1981

## Had a PAT Returned for a Score Against

At Wisconsin (9/22/12-Steven Valadez was blocked)

## Had a PAT Returned for a Score Against at home

Vs. ECU (10/13/17-Jose Martinez was blocked)

## 2 Blocked Kicks In Game

At LA Tech (10/8/22)  
(Kobe Hylton-PAT, Dennis Barnes-FG)

## MISCELLANEOUS

### Defeated a ranked opponent

UTEP 58, No. 12 Houston 41 (10/3/09)

### Defeated a ranked opponent on the road

UTEP 31, at No. 14 Arizona State 27, (11/2/74)

### Defeated by a ranked opponent

At No. 7 Texas 27, UTEP 10 (9/13/25)

### Defeated by a ranked opponent at home

No. 22 Liberty 42, UTEP 28 (11/25/23)

### Was Shutout

At No. 10 Tennessee 56, UTEP 0 (11/23/24)

### Was Shutout at home

UAB 19, UTEP 0 (10/27/18)

### Scored a 2-point conversion

vs. Liberty, Josh Schuchts (10/8/25)

### Scored a 2-point conversion on the road

At UAB, Rey Flores (11/27/21)

### Allowed a 2-point conversion

at Utah State (8/30/25)

### Allowed a 2-point conversion at home

vs. Kennesaw State (11/24/24)

### Won an overtime game

UTEP 43, vs. Kennesaw State 35, 2OT (11/9/24)

### Won an overtime game on the road

UTEP 52, at UTSA 49, 5OT (10/22/16)

### Lost an overtime game

Southern Utah 27, UTEP 24, OT (9/7/24)

### Lost an overtime game on the road

At Tulane 45, UTEP 38, OT (11/7/09)

## FUMBLES

### 3 Fumbles Recovered

Vs. No. 22 Liberty (11/25/23)

### 3 Fumbles Recovered on the road

at Ole Miss (9/8/12)

### 4 Fumbles Recovered

Vs. UCF (9/27/08)

### 4 Fumbles Recovered on the road

At Rice (11/3/07)

### 5 Fumbles Recovered

Vs. TCU (11/15/97)

### At least 5 Fumbles Recovered on the road

6, at Oklahoma State (9/24/77)

### 6 Fumbles Recovered

Vs. Hawaii (10/1/94)

### 3 Fumbles Lost

At Middle Tennessee (11/18/23)

### 3 Fumbles Lost at home

LA Tech (10/16/21)

### At least 4 Fumbles Lost

5, at North Texas (11/28/15)

### 4 Fumbles Lost at home

Vs. San Jose State (10/20/01)

### 5 Fumbles Lost at home

Vs. BYU (11/22/75)

### At least 6 Fumbles Lost

7, at Utah (10/2/76)

## PENALTIES

### Committed 0 penalties

At San Diego State (8/31/06)

### Committed 1 penalty or less

1, Vs. Middle Tennessee (11/10/18)

### Committed 2 penalties or less

2, at LA Tech (10/22/24)

### Had 10 penalty yards or less

8, at LA Tech (10/22/24)

### Had 5 penalty yards or less

5, vs. Houston Baptist (11/5/16)

### Had 0 penalty yards

Vs. Middle Tennessee (11/10/18)

### Had 10 penalty yards or less

8, at LA Tech (10/22/24)

### Had 100 penalty yards or more

120, vs. Sam Houston (10/3/24)

### Had 125 penalty yards or more

145, at NM State (8/28/21)

### Had 150 penalty yards or more

155, at Rice (10/29/05)

### Had 200 penalty yards or more

217, vs. No. 13 BYU (9/12/81)

### Committed 10 or more penalties

12, vs. Sam Houston (10/3/24)



# THE LAST TIME...

## Committed 15 or more penalties

15, At Rice (10/29/05)

## Committed 20 or more penalties

22, vs. No. 13 BYU (9/12/81)

## INDIVIDUAL OFFENSE

### RUSHING

#### Rushed for 100 yards

117, Hahsaun Wilson vs. UT Martin (9/6/25)

#### Rushed for 100 yards on the road

112, Jevon Jackson at LA Tech (10/22/24)

#### Rushed for 150 yards

174, Deion Hankins vs. UIW (9/2/23)

#### Rushed for 150 yards on the road

159, Ronald Awatt at Southern Miss (10/9/21)

#### Rushed for at least 200 yards

301, Aaron Jones vs. North Texas (11/26/16)

#### Rushed for 200 yards on the road

229, Aaron Jones at FAU (11/12/16)

#### Rushed for 300 yards

301, Aaron Jones vs. North Texas (11/26/16)

#### Rushed for 100 yards in a quarter

104 (4Q), Jevon Jackson vs. FIU (10/16/24)

#### Rushed 25 Times

26, Jevon Jackson vs. Kennesaw State (11/9/24)

#### Rushed 30 Times

31, Aaron Jones vs. NM State (9/3/16)

#### Rushed 35 Times

35, Marcus Thomas, at SMU (9/29/07)

#### Rushed For 2 Touchdowns

Jevon Jackson at NM State (11/30/24)

#### Rushed For 2 Touchdowns at home

Gavin Hardison vs. UNLV (9/23/23)

#### Rushed For 3 Touchdowns

Deion Hankins at ULM (9/26/20)

#### Rushed For 3 or more Touchdowns at home

4, Aaron Jones vs. North Texas (11/26/16)

#### Rushed For 4 Touchdowns

Aaron Jones vs. North Texas (11/26/16)

#### Rushed For 5 or more Touchdowns

6, Fred Wendt vs. NM State (11/25/48)

#### Had a rush of 90 yards or longer

94, Hahsaun Wilson vs. UT Martin (9/6/25)

#### Had a rush of 90 yards or longer on the road

91, Aaron Jones at Texas Tech (9/12/15)

#### Had a rush of 75 yards or longer

83, Aaron Jones vs. North Texas (11/26/16)

#### Had a rush of 50 yards or longer

54, Deion Hankins vs. NM State (10/18/23)

### RECEIVING

#### Had 10 or more catches

10, Kenny Odom at Sam Houston (10/15/25)

#### Had 10 or more catches at home

12, Trey Goodman vs. Kennesaw State (11/9/24)

#### Had 15 or more catches

17, Chuck Hughes vs. Arizona State (10/30/65)

#### Had 150 or more receiving yards

223, Kelly Akharaayi at FIU (10/11/23)

#### Had 150 or more receiving yards at home

170, Jacob Cowing vs. Rice (11/20/21)

#### Had 200 or more receiving yards at home

223, Johnnie Lee Higgins, vs. NM State (9/9/06)

#### Had 250 or more receiving yards

254, Chuck Hughes, vs. Arizona State (10/30/65)

#### Had 300 or more receiving yards

349, Chuck Hughes, vs. North Texas (9/18/65)

#### Caught 2 touchdowns

Wondame Davis Jr. vs. ULM (9/20/25)

#### Caught 2 touchdowns on the road

Kenny Odom at Colorado State (9/21/24)

#### Caught 3 touchdowns

Kenny Odom vs. Kennesaw State (11/9/24)

#### Caught 3 touchdowns on the road

Kris Adams at Houston (11/22/08)

#### Caught 4 touchdowns

Volley Murphy vs. BYU (10/21/67)

#### Had a reception of 90 yards or longer

Jordan Palmer to Johnnie Lee Higgins Jr., 91 yards, at Fresno State (10/2/04)

#### Had a reception of 90 yards or longer at home

Jesse Whittenton to Dick Forrest, 90 yards, vs. Arizona State (11/12/55)

#### Had a reception of 75 yards or longer

Cade McConnell to Kenny Odom, 76 yards, at WKU (10/10/24)

#### Had a reception of 75 yards or longer at home

Brandon Jones to Tre'Shon Wolf, 80 yards, vs. Houston Baptist (8/31/19)

#### Had a reception of 50 yards or longer

Malachi Nelson to Trevon Tate, 73 yards, vs. ULM (9/20/25)

#### Had a reception of 50 yards or longer on the road

Skyler Locklear to Kam Thomas, 69 yards, at NM State (11/30/24)

### PASSING

#### Passed for 300 yards

327, Skyler Locklear vs. Kennesaw State (11/9/24)

#### Passed for 300 yards on the road

364, Cade McConnell at Middle Tennessee (11/18/23)



# THE LAST TIME...

## Passed for 400 yards

404, Malachi Nelson vs. ULM (9/20/25)

## Passed for 400 yards on the road

455, Jordan Palmer at UAB (11/10/06)

## Passed for 500 yards

517, Trevor Vittatoe vs. Marshall (11/28/09)

## Passed for 3 Touchdowns

3, Malachi Nelson, vs. ULM (9/20/25)

## Passed for 3 Touchdowns on the road

Gavin Hardison, at Charlotte (10/1/22)

## Passed for 4 Touchdowns

Malachi Nelson, vs. UT Martin (9/6/25)

## Passed for 4 Touchdowns on the road

Jameill Showers, at Kansas State (9/27/14)

## Passed For 5 Touchdowns

Jameill Showers, at Colorado State (9/28/13)

## Passed For 5 Touchdowns at home

Trevor Vittatoe, vs. NM State (9/18/10)

## Passed for 6 Touchdowns on the road

Brooks Dawson at New Mexico (10/27/67)

## Passed For at least 6 Touchdowns

7, Sammy Garza vs. Northern Michigan (8/30/86)

## Passed 40 Times

46, Malachi Nelson vs. ULM (9/20/25)

## Passed 50 Times

51, Gavin Hardison, at LA Tech (10/8/22)

## Completed 25 Passes

28, Skyler Locklear, vs. Kennesaw State (11/9/24)

## Completed 25 Passes on the road

26, Skyler Locklear, at Liberty (9/14/24)

## Completed 30 Passes on the road

30, Trevor Vittatoe, at Houston (9/10/10)

## Completed at least 30 Passes at home

38, Trevor Vittatoe vs. East Carolina (10/13/07)

## INDIVIDUAL DEFENSE

### TACKLES

#### Made 15 tackles

16, Dorian Hopkins at Nebraska (8/31/24)

#### Made 15 tackles at home

15, Tyrese Knight vs. No. 22 Liberty (11/15/23)

### SACKS

#### Had 3.0+ sacks

Jadrian Taylor at Charlotte (10/1/22)

#### Had at least 3.0+ sacks at home

3.5, Jadrian Taylor vs. LA Tech (10/16/21)

### INTERCEPTIONS

#### Had 2 interceptions

Dashone Smith at NM State (9/14/13)

#### Had 2 interceptions at home

Cornelius Brown vs. UCF (9/27/08)

#### Had 3 interceptions

Ken Sale vs. San Diego State (10/28/89)

#### Had at least 3 interceptions on the road

4, Charlie West at West Texas State (10/866)

#### Interception Return For Touchdown

Kahani Smith, 52 yards at Army (9/30/17)

#### Interception Return For Touchdown at home

Kaylon Beverly, 24 yards vs. UIW (9/26/15)

#### Fumble Return For Touchdown

Bryton Thompson, twice, 33 yards, 5 yards, at NM State (11/30/24)

#### Fumble Recovery For Touchdown At Home

Korey Chapman, Sam Houston (10/3/24)

## INDIVIDUAL SPECIAL TEAMS

### KICKOFF RETURNS

#### Kickoff Return for Touchdown

Corey Wren, 100 yards, at WKU (10/10/24)

#### Kickoff Return for Touchdown at home

Autrey Golden, 98 yards vs. Southern Miss (11/1/14)

### PUNT RETURNS

#### Punt Return for Touchdown

Kam Thomas, 93 yards at NM State (11/30/24)

#### Punt Return for Touchdown at home

Marcus Bellon, 47 yards vs. Boise State (9/23/22)

### FIELD GOALS

#### Made 3 Field Goals

Buzz Flabiano (27,44,39), vs. FIU (10/16/24)

#### Made 3 Field Goals on the road

Buzz Flabiano (23, 43, 32) at Sam Houston (10/25/23)

#### Made at least 4 Field Goals

5, Jose Martinez (34, 48, 26, 31, 23) vs. SMU (11/15/08)

#### Made a 60-yard field goal

Jose Martinez (64), vs. UCF (9/27/08)

#### Made a 55-yard field goal

Dakota Warren (57) vs. Memphis (9/25/10)

#### Made a 55-yard field goal on the road

Scott Wedell (58), at Wyoming (10/16/81)

#### Made a 50-yard field goal

Gavin Baechle (51), at Rice (11/03/22)

#### Made a 50-yard field goal at home

Brady Viles (53), vs. Arizona (9/15/17)



# THE LAST TIME...

## Made two 50-yard field goals

Chris Jacke (51, 51), at New Mexico (10/22/88)

## Made two 50-yard field goals at home

Dakota Warren (57, 50) vs. Memphis (9/25/10)

## Made at least three 40-yard field goals

4, Jose Martinez (41, 42, 43, 45) vs. East Carolina (10/13/07)

## Made at least three 40-yard field goals on the road

3, Keith Robinson (44, 40, 45), at Hawaii (10/25/03)

## PUNTING

### Punt of 60 yards

66, Noah Botford at Sam Houston (10/15/25)

### Punt of 60 yards at home

66, Noah Botsford, vs. UT Martin (9/6/25)

### Punt of 70 yards

73, Mike Ruggles vs. FIU (11/16/13)

### Punt of 70 yards on the road

71, Ian Campbell at Tulsa (10/11/12)

## MISCELLANEOUS

### Had 100 yards both rushing and receiving

Donald Buckram at Tulane (11/7/09), 234 rushing, 109 receiving

### Had 100 yards both passing and rushing

Calvin Brownholtz at North Texas (12/11/20), 196 passing, 114 rushing

### Had 100 yards both passing and rushing at home

Shawn Gray vs. Fresno State (11/12/94), 208 passing, 141 rushing

### Two players with 100 yards rushing

126, Ronald Awatt and 118, Willie Eldridge, vs. Bethune-Cookman (9/4/21)

### Two players with 100 yards rushing on the road

112, Matt Austin and 100, Howard Jackson, at Hawaii (10/25/03)

### Two players (QB+RB with 100 yards rushing)

130, Nathan Jeffery and 104, Blaire Sullivan, vs. FIU (11/16/13)

### Two players (QB+RB with 100 yards rushing on the road)

207, Marcus Thomas and 106, Lorne Sam, at SMU (9/29/07)

### Two players with 100 yards receiving

126, Trevon Tate and 119, Wondame Davis Jr., vs. ULM (9/20/25)

### Two players with 100 yards receiving on the road

120, Justin Garrett and 102, Jacob Cowing, at ULM (9/26/20)

### Two players w/ 100 yards receiving & one w/ 100 yards rushing

124, Kenny Odom and 105, Toric Goins Jr., 117, Hahsaun Wilson vs. UT Martin (9/6/25)

### Passing, Receiving and Rushing TD

Skyler Locklear, vs. Southern Utah (9/8/24)

### Receiving and Rushing TD

Ashten Emory (2 receiving, 1 rushing), vs. UT Martin (9/6/25)

### Receiving and Rushing TD on the road

Aaron Jones (2 receiving, 1 rushing) and Walter Dawn (1 receiving, 2 rushing), at UTSA (10/22/16)

