



Officials: Michael Wallace, James Curran, Ryan McCarty

New Mexico St. - 85

Record: 10-6 (3-0)

NO.	Name	F	Min	FG	3P	FT	Rebounds			Fouls		TP	AS	TO	ST	Blocks		+/-
				M-A	M-A	M-A	OR	DR	TOT	PF	FD					BS	BA	
12	Peter Filipovity	F	29:47	6-11	0-3	3-4	3	6	9	1	2	15	2	3	0	0	0	24
25	Emmanuel Tshimanga	C	09:29	0-0	0-0	0-0	1	2	3	0	2	0	1	0	1	0	0	4
0	Dionte Bostick	G	32:47	5-8	2-2	0-0	0	4	4	1	0	12	3	0	1	0	1	25
2	Zawdie Jackson	G	23:42	7-7	1-1	3-4	1	2	3	3	6	18	5	2	2	0	0	14
3	Christian Cook	G	34:00	5-14	2-8	0-0	0	4	4	2	0	12	2	0	1	0	1	25
21	Robert Carpenter		23:13	8-12	1-3	0-0	1	4	5	4	0	17	0	0	0	1	1	22
1	Gabe Pickens		04:44	0-0	0-0	0-0	0	0	0	1	0	0	2	0	0	0	0	1
13	Jaden Harris		25:30	1-4	0-2	5-5	3	3	6	3	2	7	2	2	2	0	1	28
19	Nate Tshimanga		06:50	1-2	0-0	0-0	2	1	3	1	1	2	0	0	0	0	0	1
4	Jae'Coby Osborne		02:45	0-0	0-0	0-0	0	0	0	0	0	0	0	0	1	0	0	-1
5	Carl Cherenfant		02:45	0-1	0-0	0-0	0	1	1	0	0	0	0	0	0	0	0	-1
20	Azavier Johnson		02:26	0-0	0-0	0-0	0	0	0	0	0	0	0	0	0	0	0	-2
34	Edward Nnamoko		02:02	1-1	0-0	0-0	0	0	0	0	0	2	0	1	0	0	0	0
Team							2	0	2			0		2				
<b>Totals</b>				34-60	6-19	11-13	13	27	40	16	13	85	17	10	8	1	4	28

Shooting By Period		
1st FG%	15-33	45.5%
3PT%	2-10	20.0%
FT%	6-8	75%
2nd FG%	19-27	70.4%
3PT%	4-9	44.4%
FT%	5-5	100%
GM FG%	34-60	56.7%
3PT%	6-19	31.6%
FT%	11-13	84.6%

Dead Ball Rebounds: 2, 0

Technical Fouls::NONE

UTEP - 57

Record: 12-4 (2-1)

NO.	Name	F	Min	FG	3P	FT	Rebounds			Fouls		TP	AS	TO	ST	Blocks		+/-
				M-A	M-A	M-A	OR	DR	TOT	PF	FD					BS	BA	
23	Otis Frazier III	F	24:52	4-8	3-5	2-2	2	3	5	1	3	13	0	3	1	4	0	-11
34	Kevin Kalu	F	18:56	0-2	0-0	0-0	1	1	2	2	0	0	0	0	0	0	1	-19
4	Corey Camper Jr.	G	31:54	2-9	0-2	0-1	1	2	3	0	0	4	0	3	2	0	0	-17
5	David Terrell Jr.	G	28:50	7-11	1-1	2-4	0	2	2	2	4	17	5	3	0	0	0	-16
13	Devon Barnes	G	26:26	1-5	1-3	6-8	1	3	4	1	6	9	1	1	0	0	0	-17
32	Derick Hamilton		04:17	0-0	0-0	0-0	0	0	0	1	0	0	0	0	0	0	0	0
12	Ahamad Bynum		21:08	1-6	1-5	0-0	0	0	0	0	0	3	1	3	0	0	0	-27
11	Trey Horton		11:35	1-3	1-3	2-2	1	0	1	1	1	5	1	0	1	0	0	-9
1	KJ Thomas		09:58	0-1	0-0	0-0	1	0	1	1	0	0	1	0	0	0	0	-12
33	Elijah Jones		10:32	0-1	0-1	0-0	1	0	1	2	0	0	0	0	0	0	0	-15
3	Baylor Hebb		09:06	1-3	0-1	2-2	0	0	0	2	2	4	2	0	1	0	0	1
25	Babacar Mbengue		02:26	1-1	0-0	0-0	0	1	1	0	0	2	0	0	0	0	0	2
Team							0	1	1			0		0				
<b>Totals</b>				18-50	7-21	14-19	8	13	21	13	16	57	11	13	5	4	1	-28

Shooting By Period		
1st FG%	9-23	39.1%
3PT%	4-12	33.3%
FT%	3-7	42.9%
2nd FG%	9-27	33.3%
3PT%	3-9	33.3%
FT%	11-12	91.7%
GM FG%	18-50	36.0%
3PT%	7-21	33.3%
FT%	14-19	73.7%

Dead Ball Rebounds: 2, 0

Technical Fouls::NONE

	NMSU	UTEP
Biggest lead	30 (2 <sup>nd</sup> 2:45)	2 (1 <sup>st</sup> 15:00)
Best Scoring Run	13(2 <sup>nd</sup> 10:25)	8(1 <sup>st</sup> 15:00)
Lead Changes	4	
Times Tied	2	
Time with Lead	37:26	01:06

Points from	NMSU	UTEP
Turnovers	12	6
Paint	46	22
Second Chance	12	8
Fast Breaks	9	7
Bench	28	14

	Period by Period Scoring		
	1st	2nd	TOT
NMSU	38	47	85
UTEP	25	32	57



**Period 1**

**Quarter Starters:**

<b>UTEP</b>	4 Camper Jr. C	5 Terrell Jr. D	13 Barnes D	23 Frazier III O	34 Kalu K
<b>NMSU</b>	0 Bostick D	2 Jackson Z	3 Cook C	12 Filipovity P	25 Tshimanga E

Game Time	UTEP	Score	Diff	NMSU
20:00	34 KALU K jumpball won			25 TSHIMANGA E jumpball lost
19:45	13 BARNES D 2pt FG outside the paint, jump shot missed			
19:43				2 JACKSON Z defensive rebound (1)
19:16		<b>0-3</b>	<b>-3</b>	0 BOSTICK D 3pt FG , jump shot made (3)
19:16				2 JACKSON Z assist (1)
18:47	23 FRAZIER III O 3pt FG , jump shot missed			
18:44				3 COOK C defensive rebound (1)
18:36	34 KALU K substitution out			
18:36	32 HAMILTON D substitution in			
18:34	23 FRAZIER III O steal (1)			2 JACKSON Z turnover bad pass (1)
18:23	23 FRAZIER III O 2pt FG from turnover in the paint, dunk, missed			
18:22				25 TSHIMANGA E defensive rebound (1)
18:22	32 HAMILTON D foul shooting (1 - 1)			12 FILIPOVITY P foul drawn (1)
18:22				12 FILIPOVITY P free throw fast break 1 - 2 missed
18:22				offensive dead ball rebound (1)
18:22		<b>0-4</b>	<b>-4</b>	12 FILIPOVITY P free throw fast break 2 - 2 made (1)
18:11	5 TERRELL JR. D turnover bad pass (1)			0 BOSTICK D steal (1)
18:07		<b>0-6</b>	<b>-6</b>	0 BOSTICK D 2pt FG fast break from turnover in the paint, layup made (5)
17:58	4 CAMPER JR. C turnover out of bounds (1)			
17:34	5 TERRELL JR. D foul drawn (1)			12 FILIPOVITY P foul offensive (1 - 1)
17:34				12 FILIPOVITY P turnover offensive (1)
17:15	4 CAMPER JR. C 2pt FG from turnover in the paint, floating jump shot made (2)	<b>2-6</b>	<b>-4</b>	
16:57				12 FILIPOVITY P 3pt FG , jump shot missed
16:51	13 BARNES D defensive rebound (1)			
16:46	13 BARNES D 3pt FG , jump shot made (3)	<b>5-6</b>	<b>-1</b>	
16:46	5 TERRELL JR. D assist (1)			
16:22				3 COOK C 3pt FG , jump shot missed
16:18	23 FRAZIER III O defensive rebound (1)			
16:18	23 FRAZIER III O turnover out of bounds (1)			
16:18	32 HAMILTON D substitution out			
16:18	34 KALU K substitution in			
16:18				25 TSHIMANGA E substitution out
16:18				21 CARPENTER R substitution in
16:00	4 CAMPER JR. C steal (1)			2 JACKSON Z turnover lost ball (2)
15:53	4 CAMPER JR. C turnover bad pass (2)			
15:53	Timeout media			
15:53	13 BARNES D substitution out			
15:53	12 BYNUM A substitution in			
15:42				3 COOK C 3pt FG from turnover, jump shot missed
15:39				2 JACKSON Z offensive rebound (2)
15:33				3 COOK C 2pt FG from turnover second chance outside the paint, jump shot missed



**New Mexico St. at UTEP**

01/11/25 Don Haskins Center, El Paso  
2024-25 Men's Basketball

**Game Time:** 7:00 PM  
**Game Duration:** 1:47  
**Attendance:** 12,000

**Officials:** Michael Wallace, James Curran, Ryan McCarty

Game Time	UTEP	Score	Diff	NMSU
15:31	defensive rebound (3)			
15:00	23 FRAZIER III O 3pt FG , jump shot made (3)	<b>8-6</b>	<b>2</b>	
15:00	5 TERRELL JR. D assist (2)			
14:32		<b>8-8</b>	<b>0</b>	21 CARPENTER R 2pt FG outside the paint, jump shot made (2)
14:32				2 JACKSON Z assist (2)
14:21	4 CAMPER JR. C 3pt FG , jump shot missed			
14:18				21 CARPENTER R defensive rebound (1)
14:10		<b>8-10</b>	<b>-2</b>	21 CARPENTER R 2pt FG in the paint, jump shot made (4)
14:10				3 COOK C assist (1)
13:55	5 TERRELL JR. D 2pt FG in the paint, driving layup made (2)	<b>10-10</b>	<b>0</b>	
13:33		<b>10-12</b>	<b>-2</b>	3 COOK C 2pt FG in the paint, driving layup made (2)
13:15	23 FRAZIER III O 3pt FG , jump shot made (6)	<b>13-12</b>	<b>1</b>	
13:15	12 BYNUM A assist (1)			
12:43				3 COOK C 2pt FG in the paint, layup blocked
12:43	23 FRAZIER III O block (1)			
12:38				12 FILIPOVITY P offensive rebound (1)
12:37		<b>13-14</b>	<b>-1</b>	12 FILIPOVITY P 2pt FG second chance in the paint, layup made (3)
12:14	23 FRAZIER III O 3pt FG , jump shot missed			
12:11				0 BOSTICK D defensive rebound (1)
12:06	34 KALU K foul shooting (1 - 2)			12 FILIPOVITY P foul drawn (2)
12:06		<b>13-15</b>	<b>-2</b>	12 FILIPOVITY P free throw fast break 1 - 2 made (4)
12:06	4 CAMPER JR. C substitution out			
12:06	23 FRAZIER III O substitution out			
12:06	11 HORTON T substitution in			
12:06	13 BARNES D substitution in			
12:06				0 BOSTICK D substitution out
12:06				2 JACKSON Z substitution out
12:06				1 PICKENS G substitution in
12:06				13 HARRIS J substitution in
12:06		<b>13-16</b>	<b>-3</b>	12 FILIPOVITY P free throw fast break 2 - 2 made (5)
12:06	34 KALU K substitution out			
12:06	32 HAMILTON D substitution in			
12:06				12 FILIPOVITY P substitution out
12:06				19 TSHIMANGA N substitution in
11:50	5 TERRELL JR. D turnover bad pass (2)			
11:50	Timeout media			
11:32		<b>13-18</b>	<b>-5</b>	3 COOK C 2pt FG from turnover in the paint, driving layup made (4)
11:19	13 BARNES D foul drawn (1)			3 COOK C foul shooting (1 - 2)
11:19	5 TERRELL JR. D substitution out			
11:19	4 CAMPER JR. C substitution in			
11:19	13 BARNES D free throw 1 - 2 missed			
11:19	offensive dead ball rebound (1)			
11:19	13 BARNES D free throw 2 - 2 made (4)	<b>14-18</b>	<b>-4</b>	
10:52	11 HORTON T foul personal (1 - 3)			19 TSHIMANGA N foul drawn (1)
10:40		<b>14-20</b>	<b>-6</b>	19 TSHIMANGA N 2pt FG in the paint, dunk, made (2)
10:40				1 PICKENS G assist (1)
10:18	12 BYNUM A turnover lost ball (1)			3 COOK C steal (1)



**New Mexico St. at UTEP**

01/11/25 Don Haskins Center, El Paso  
2024-25 Men's Basketball

**Game Time:** 7:00 PM  
**Game Duration:** 1:47  
**Attendance:** 12,000

**Officials:** Michael Wallace, James Curran, Ryan McCarty

Game Time	UTEP	Score	Diff	NMSU
10:14				3 COOK C 3pt FG from turnover, jump shot missed
10:14				19 TSHIMANGA N offensive rebound (1)
10:08				19 TSHIMANGA N 2pt FG from turnover second chance in the paint, tip-in layup missed
10:08	13 BARNES D defensive rebound (2)			
10:08	13 BARNES D foul drawn (2)			1 PICKENS G foul shooting (1 - 3)
10:07	13 BARNES D free throw 1 - 2 made (5)	<b>15-20</b>	<b>-5</b>	
10:07	11 HORTON T substitution out			
10:07	12 BYNUM A substitution out			
10:07	32 HAMILTON D substitution out			
10:07	1 THOMAS K substitution in			
10:07	23 FRAZIER III O substitution in			
10:07	34 KALU K substitution in			
10:07				1 PICKENS G substitution out
10:07				3 COOK C substitution out
10:07				21 CARPENTER R substitution out
10:07				0 BOSTICK D substitution in
10:07				2 JACKSON Z substitution in
10:07				12 FILIPOVITY P substitution in
10:07	13 BARNES D free throw 2 - 2 made (6)	<b>16-20</b>	<b>-4</b>	
09:46				12 FILIPOVITY P 3pt FG , jump shot missed
09:44				13 HARRIS J offensive rebound (1)
09:29	1 THOMAS K foul shooting (1 - 4)			2 JACKSON Z foul drawn (1)
09:29				2 JACKSON Z free throw 1 - 2 missed
09:29				offensive dead ball rebound (2)
09:29		<b>16-21</b>	<b>-5</b>	2 JACKSON Z free throw 2 - 2 made (1)
09:11	4 CAMPER JR. C 2pt FG in the paint, jump shot missed			
09:08				12 FILIPOVITY P defensive rebound (2)
08:55				13 HARRIS J 3pt FG , jump shot blocked
08:55	23 FRAZIER III O block (2)			
08:54				offensive rebound (11)
08:37				0 BOSTICK D 2pt FG second chance in the paint, jump shot blocked
08:37	23 FRAZIER III O block (3)			
08:32	23 FRAZIER III O defensive rebound (2)			
08:31	23 FRAZIER III O turnover bad pass (2)			2 JACKSON Z steal (1)
08:26		<b>16-23</b>	<b>-7</b>	2 JACKSON Z 2pt FG from turnover in the paint, layup made (3)
08:14	4 CAMPER JR. C 3pt FG , jump shot missed			
08:11				19 TSHIMANGA N defensive rebound (2)
07:47		<b>16-25</b>	<b>-9</b>	12 FILIPOVITY P 2pt FG in the paint, layup made (7)
07:47				0 BOSTICK D assist (1)
07:28	Timeout media			
07:28	1 THOMAS K substitution out			
07:28	5 TERRELL JR. D substitution in			
07:28				19 TSHIMANGA N substitution out
07:28				25 TSHIMANGA E substitution in
07:08	13 BARNES D 3pt FG , jump shot missed			
07:05				0 BOSTICK D defensive rebound (2)
06:54				13 HARRIS J 3pt FG , jump shot missed
06:52				25 TSHIMANGA E offensive rebound (2)



Game Time	UTEP	Score	Diff	NMSU
06:52	23 FRAZIER III O foul personal (1 - 5)			25 TSHIMANGA E foul drawn (1)
06:52	13 BARNES D substitution out			
06:52	12 BYNUM A substitution in			
06:52				0 BOSTICK D substitution out
06:52				3 COOK C substitution in
06:48				12 FILIPOVITY P 2pt FG second chance in the paint, jump shot missed
06:45	34 KALU K defensive rebound (1)			
06:35	jump ball situation			
06:35	23 FRAZIER III O turnover lost ball (3)			2 JACKSON Z steal (2)
06:12				3 COOK C 2pt FG from turnover outside the paint, jump shot missed
06:10				13 HARRIS J offensive rebound (2)
06:10	5 TERRELL JR. D foul shooting (1 - 6)			13 HARRIS J foul drawn (1)
06:10		<b>16-26</b>	<b>-10</b>	13 HARRIS J free throw 1 - 2 made (1)
06:10		<b>16-27</b>	<b>-11</b>	13 HARRIS J free throw 2 - 2 made (2)
05:58	5 TERRELL JR. D 2pt FG in the paint, layup missed			
05:55				12 FILIPOVITY P defensive rebound (3)
05:51		<b>16-29</b>	<b>-13</b>	2 JACKSON Z 2pt FG fast break outside the paint, jump shot made (5)
05:51				12 FILIPOVITY P assist (1)
05:38	23 FRAZIER III O foul drawn (1)			2 JACKSON Z foul personal (1 - 4)
05:32	5 TERRELL JR. D foul drawn (2)			2 JACKSON Z foul shooting (2 - 5)
05:32	5 TERRELL JR. D free throw 1 - 2 missed			
05:32	offensive dead ball rebound (2)			
05:32				2 JACKSON Z substitution out
05:32				25 TSHIMANGA E substitution out
05:32				0 BOSTICK D substitution in
05:32				21 CARPENTER R substitution in
05:32	5 TERRELL JR. D free throw 2 - 2 missed			
05:31				12 FILIPOVITY P defensive rebound (4)
05:09				21 CARPENTER R 2pt FG in the paint, layup blocked
05:09	23 FRAZIER III O block (4)			
05:09				offensive rebound (18)
05:09	34 KALU K substitution out			
05:09	33 JONES E substitution in			
05:07		<b>16-32</b>	<b>-16</b>	21 CARPENTER R 3pt FG second chance, jump shot made (7)
05:07				0 BOSTICK D assist (2)
04:48	12 BYNUM A 3pt FG , jump shot made (3)	<b>19-32</b>	<b>-13</b>	
04:48	5 TERRELL JR. D assist (3)			
04:24				13 HARRIS J 2pt FG in the paint, jump shot missed
04:14				13 HARRIS J offensive rebound (3)
04:11				0 BOSTICK D 2pt FG second chance in the paint, layup missed
04:08	5 TERRELL JR. D defensive rebound (1)			
04:05	12 BYNUM A 3pt FG , jump shot missed			
04:02				13 HARRIS J defensive rebound (4)
03:44				21 CARPENTER R 3pt FG , jump shot missed
03:41				12 FILIPOVITY P offensive rebound (5)
03:39		<b>19-34</b>	<b>-15</b>	12 FILIPOVITY P 2pt FG second chance in the paint, jump shot made (9)



**New Mexico St. at UTEP**

01/11/25 Don Haskins Center, El Paso  
2024-25 Men's Basketball

**Game Time:** 7:00 PM  
**Game Duration:** 1:47  
**Attendance:** 12,000

**Officials:** Michael Wallace, James Curran, Ryan McCarty

Game Time	UTEP	Score	Diff	NMSU
03:17	4 CAMPER JR. C 2pt FG in the paint, jump shot made (4)	<b>21-34</b>	<b>-13</b>	
02:40		<b>21-36</b>	<b>-15</b>	21 CARPENTER R 2pt FG in the paint, jump shot made (9)
02:17	23 FRAZIER III O foul drawn (2)			21 CARPENTER R foul personal (1 - 6)
02:17	Timeout media			
02:17	12 BYNUM A substitution out			
02:17	23 FRAZIER III O substitution out			
02:17	11 HORTON T substitution in			
02:17	13 BARNES D substitution in			
02:17				12 FILIPOVITY P substitution out
02:17				19 TSHIMANGA N substitution in
02:17	11 HORTON T foul drawn (1)			13 HARRIS J foul personal (1 - 7)
02:17	4 CAMPER JR. C 1&1 free throw 1 missed			
02:16	33 JONES E offensive rebound (1)			
02:08	5 TERRELL JR. D 2pt FG second chance in the paint, driving layup made (4)	<b>23-36</b>	<b>-13</b>	
01:44				0 BOSTICK D 2pt FG outside the paint, jump shot missed
01:40				19 TSHIMANGA N offensive rebound (3)
01:30				turnover shot clock (4)
01:30	33 JONES E substitution out			
01:30	34 KALU K substitution in			
01:20	5 TERRELL JR. D 2pt FG from turnover in the paint, layup missed			
01:17	13 BARNES D offensive rebound (3)			
01:14	11 HORTON T 3pt FG from turnover second chance, jump shot missed			
01:11	4 CAMPER JR. C offensive rebound (1)			
01:08	13 BARNES D 3pt FG from turnover second chance, jump shot missed			
01:05	11 HORTON T offensive rebound (1)			
01:03	5 TERRELL JR. D 2pt FG from turnover second chance in the paint, driving layup made (6)	<b>25-36</b>	<b>-11</b>	
01:03	11 HORTON T assist (1)			
00:48				Timeout 30 Sec
00:48				19 TSHIMANGA N substitution out
00:48				12 FILIPOVITY P substitution in
00:37		<b>25-38</b>	<b>-13</b>	0 BOSTICK D 2pt FG outside the paint, jump shot made (7)
00:09	4 CAMPER JR. C 2pt FG outside the paint, jump shot missed			
00:06				21 CARPENTER R defensive rebound (2)
<b>END OF PERIOD</b>				
<b>UTEP 25-38 NMSU</b>				



New Mexico St. at UTEP

01/11/25 Don Haskins Center, El Paso  
2024-25 Men's Basketball

Game Time: 7:00 PM  
Game Duration: 1:47  
Attendance: 12,000

Officials: Michael Wallace, James Curran, Ryan McCarty

New Mexico St. - 38

NO.	Name	F/C	Min	FG			Rebounds			Fouls		TP	AS	TO	ST	Blocks		+/-
				M-A	M-A	M-A	OR	DR	TOT	PF	FD					BS	BA	
12	Peter Filipovity	F	16:32	3-6	0-2	3-4	2	3	5	1	2	9	1	1	0	0	0	15
25	Emmanuel Tshimanga	C	05:38	0-0	0-0	0-0	1	1	2	0	1	0	0	0	0	0	0	5
0	Dionte Bostick	G	16:41	3-6	1-1	0-0	0	2	2	0	0	7	2	0	1	0	1	6
2	Zawdie Jackson	G	12:29	2-2	0-0	1-2	1	1	2	2	1	5	2	2	2	0	0	10
3	Christian Cook	G	16:45	2-8	0-3	0-0	0	1	1	1	0	4	1	0	1	0	1	9
21	Robert Carpenter		11:43	4-6	1-2	0-0	0	2	2	1	0	9	0	0	0	0	1	4
1	Gabe Pickens		01:59	0-0	0-0	0-0	0	0	0	1	0	0	1	0	0	0	0	3
13	Jaden Harris		12:06	0-3	0-2	2-2	3	1	4	1	1	2	0	0	0	0	1	11
19	Nate Tshimanga		06:07	1-2	0-0	0-0	2	1	3	0	1	2	0	0	0	0	0	2
Team							2	0	2			0		1				
<b>Totals</b>				15-33	2-10	6-8	11	12	23	7	6	38	7	4	4	0	4	13

Shooting By Period		
1st FG%	15-33	45.5%
3PT%	2-10	20.0%
FT%	6-8	75%
GM FG%	15-33	45.5%
3PT%	2-10	20.0%
FT%	6-8	75.0%

Dead Ball Rebounds: 2, 0

Technical Fouls::NONE

UTEP - 25

NO.	Name	F/C	Min	FG			Rebounds			Fouls		TP	AS	TO	ST	Blocks		+/-
				M-A	M-A	M-A	OR	DR	TOT	PF	FD					BS	BA	
23	Otis Frazier III	F	15:44	2-5	2-4	0-0	0	2	2	1	2	6	0	3	1	4	0	-12
34	Kevin Kalu	F	12:04	0-0	0-0	0-0	0	1	1	1	0	0	0	0	0	0	0	-13
4	Corey Camper Jr.	G	19:13	2-6	0-2	0-1	1	0	1	0	0	4	0	2	1	0	0	-10
5	David Terrell Jr.	G	16:09	3-5	0-0	0-2	0	1	1	1	2	6	3	2	0	0	0	-9
13	Devon Barnes	G	11:38	1-4	1-3	3-4	1	2	3	0	2	6	0	0	0	0	0	-6
32	Derick Hamilton		04:17	0-0	0-0	0-0	0	0	0	1	0	0	0	0	0	0	0	0
12	Ahamad Bynum		10:21	1-2	1-2	0-0	0	0	0	0	0	3	1	1	0	0	0	-10
11	Trey Horton		04:16	0-1	0-1	0-0	1	0	1	1	1	0	1	0	0	0	0	-1
1	KJ Thomas		02:39	0-0	0-0	0-0	0	0	0	1	0	0	0	0	0	0	0	-4
33	Elijah Jones		03:39	0-0	0-0	0-0	1	0	1	0	0	0	0	0	0	0	0	0
Team							0	1	1			0		0				
<b>Totals</b>				9-23	4-12	3-7	4	7	11	6	7	25	5	8	2	4	0	-13

Shooting By Period		
1st FG%	9-23	39.1%
3PT%	4-12	33.3%
FT%	3-7	42.9%
GM FG%	9-23	39.1%
3PT%	4-12	33.3%
FT%	3-7	42.9%

Dead Ball Rebounds: 2, 0

Technical Fouls::NONE

	NMSU	UTEP
Biggest lead	16 (1 <sup>st</sup> 5:07)	2 (1 <sup>st</sup> 15:00)
Best Scoring Run	12(1 <sup>st</sup> 5:07)	8(1 <sup>st</sup> 15:00)
Lead Changes	4	
Times Tied	2	
Time with Lead	17:26	01:06

	NMSU	UTEP
Points from		
Turnovers	8	4
Paint	20	10
Second Chance	10	4
Fast Breaks	7	0
Bench	13	3

	Period by Period Scoring		
	1st	2nd	TOT
NMSU	38	47	85
UTEP	25	32	57



**Period 2**

**Quarter Starters:**

<b>UTEP</b>	4 Camper Jr. C	5 Terrell Jr. D	13 Barnes D	23 Frazier III O	34 Kalu K
<b>NMSU</b>	0 Bostick D	2 Jackson Z	3 Cook C	12 Filipovity P	25 Tshimanga E

Game Time	UTEP	Score	Diff	NMSU
20:00	11 HORTON T substitution out			
20:00	23 FRAZIER III O substitution in			
20:00				13 HARRIS J substitution out
20:00				21 CARPENTER R substitution out
20:00				2 JACKSON Z substitution in
20:00				25 TSHIMANGA E substitution in
19:47	4 CAMPER JR. C 2pt FG in the paint, hook shot missed			
19:42	23 FRAZIER III O offensive rebound (3)			
19:36	13 BARNES D foul drawn (3)			2 JACKSON Z foul shooting (3 - 1)
19:36	13 BARNES D free throw 1 - 2 made (7)	<b>26-38</b>	<b>-12</b>	
19:36	13 BARNES D free throw 2 - 2 made (8)	<b>27-38</b>	<b>-11</b>	
19:25		<b>27-40</b>	<b>-13</b>	0 BOSTICK D 2pt FG in the paint, jump shot made (9)
19:01	5 TERRELL JR. D 2pt FG in the paint, jump shot made (8)	<b>29-40</b>	<b>-11</b>	
18:40		<b>29-42</b>	<b>-13</b>	2 JACKSON Z 2pt FG in the paint, layup made (7)
18:40				25 TSHIMANGA E assist (1)
18:27	34 KALU K 2pt FG in the paint, layup missed			
18:23				25 TSHIMANGA E defensive rebound (3)
18:19	4 CAMPER JR. C steal (2)			12 FILIPOVITY P turnover lost ball (2)
18:16	4 CAMPER JR. C turnover lost ball (3)			25 TSHIMANGA E steal (1)
18:08				3 COOK C 3pt FG from turnover, jump shot missed
18:04	23 FRAZIER III O defensive rebound (4)			
18:00	23 FRAZIER III O 2pt FG fast break in the paint, layup made (8)	<b>31-42</b>	<b>-11</b>	
17:34		<b>31-45</b>	<b>-14</b>	0 BOSTICK D 3pt FG , jump shot made (12)
17:34				2 JACKSON Z assist (3)
17:15	23 FRAZIER III O 3pt FG , jump shot made (11)	<b>34-45</b>	<b>-11</b>	
17:15	5 TERRELL JR. D assist (4)			
16:45		<b>34-48</b>	<b>-14</b>	3 COOK C 3pt FG , jump shot made (7)
16:45				2 JACKSON Z assist (4)
16:25	5 TERRELL JR. D 2pt FG in the paint, floating jump shot made (10)	<b>36-48</b>	<b>-12</b>	
16:25	13 BARNES D assist (1)			
16:09	34 KALU K foul personal (2 - 1)			25 TSHIMANGA E foul drawn (2)
16:09				2 JACKSON Z substitution out
16:09				25 TSHIMANGA E substitution out
16:09				13 HARRIS J substitution in
16:09				21 CARPENTER R substitution in
16:09	13 BARNES D substitution out			
16:09	12 BYNUM A substitution in			
15:57		<b>36-50</b>	<b>-14</b>	12 FILIPOVITY P 2pt FG in the paint, layup made (11)
15:44	5 TERRELL JR. D foul drawn (3)			13 HARRIS J foul shooting (2 - 2)
15:44	Timeout media			
15:44	5 TERRELL JR. D free throw 1 - 2 made (11)	<b>37-50</b>	<b>-13</b>	
15:44	5 TERRELL JR. D free throw 2 - 2 made (12)	<b>38-50</b>	<b>-12</b>	



**New Mexico St. at UTEP**

01/11/25 Don Haskins Center, El Paso  
2024-25 Men's Basketball

**Game Time:** 7:00 PM  
**Game Duration:** 1:47  
**Attendance:** 12,000

**Officials:** Michael Wallace, James Curran, Ryan McCarty

Game Time	UTEP	Score	Diff	NMSU
15:21		<b>38-52</b>	<b>-14</b>	12 FILIPOVITY P 2pt FG outside the paint, jump shot made (13)
15:21				0 BOSTICK D assist (3)
15:05	4 CAMPER JR. C 2pt FG in the paint, jump shot missed			
15:02				12 FILIPOVITY P defensive rebound (6)
15:00				3 COOK C 3pt FG , jump shot missed
14:56	4 CAMPER JR. C defensive rebound (2)			
14:49	12 BYNUM A 3pt FG , jump shot missed			
14:44				0 BOSTICK D defensive rebound (3)
14:41		<b>38-54</b>	<b>-16</b>	21 CARPENTER R 2pt FG fast break in the paint, dunk, made (11)
14:41				13 HARRIS J assist (1)
14:41	Timeout 60 Sec			
14:41	4 CAMPER JR. C substitution out			
14:41	5 TERRELL JR. D substitution out			
14:41	23 FRAZIER III O substitution out			
14:41	34 KALU K substitution out			
14:41	1 THOMAS K substitution in			
14:41	11 HORTON T substitution in			
14:41	13 BARNES D substitution in			
14:41	33 JONES E substitution in			
14:28	11 HORTON T 3pt FG , jump shot made (3)	<b>41-54</b>	<b>-13</b>	
14:28	1 THOMAS K assist (1)			
14:05	13 BARNES D foul shooting (1 - 2)			13 HARRIS J foul drawn (2)
14:05		<b>41-55</b>	<b>-14</b>	13 HARRIS J free throw 1 - 3 made (3)
14:05		<b>41-56</b>	<b>-15</b>	13 HARRIS J free throw 2 - 3 made (4)
14:05		<b>41-57</b>	<b>-16</b>	13 HARRIS J free throw 3 - 3 made (5)
13:46	13 BARNES D foul drawn (4)			21 CARPENTER R foul personal (2 - 3)
13:42	13 BARNES D foul drawn (5)			3 COOK C foul personal (2 - 4)
13:37	11 HORTON T 3pt FG , jump shot missed			
13:33				21 CARPENTER R defensive rebound (3)
13:09		<b>41-59</b>	<b>-18</b>	3 COOK C 2pt FG in the paint, jump shot made (9)
13:01	13 BARNES D 2pt FG in the paint, layup missed			
12:58				3 COOK C defensive rebound (2)
12:52				21 CARPENTER R 3pt FG , jump shot missed
12:49				12 FILIPOVITY P offensive rebound (7)
12:48	11 HORTON T steal (1)			12 FILIPOVITY P turnover lost ball (3)
12:44	12 BYNUM A turnover lost ball (2)			13 HARRIS J steal (1)
12:39				12 FILIPOVITY P 2pt FG from turnover in the paint, jump shot missed
12:33				21 CARPENTER R offensive rebound (4)
12:33		<b>41-61</b>	<b>-20</b>	21 CARPENTER R 2pt FG from turnover second chance in the paint, tip-in layup made (13)
12:20	12 BYNUM A 3pt FG , jump shot missed			
12:17				3 COOK C defensive rebound (3)
11:57		<b>41-63</b>	<b>-22</b>	21 CARPENTER R 2pt FG in the paint, jump shot made (15)
11:57				3 COOK C assist (2)
11:40	Timeout media			
11:40	12 BYNUM A substitution out			
11:40	33 JONES E substitution out			
11:40	3 HEBB B substitution in			



**New Mexico St. at UTEP**

01/11/25 Don Haskins Center, El Paso  
2024-25 Men's Basketball

**Game Time:** 7:00 PM  
**Game Duration:** 1:47  
**Attendance:** 12,000

**Officials:** Michael Wallace, James Curran, Ryan McCarty

Game Time	UTEP	Score	Diff	NMSU
11:40	34 KALU K substitution in			
11:26	3 HEBB B 2pt FG in the paint, layup missed			
11:23				13 HARRIS J defensive rebound (5)
11:13		<b>41-65</b>	<b>-24</b>	21 CARPENTER R 2pt FG in the paint, dunk, made (17)
11:13				12 FILIPOVITY P assist (2)
10:47	1 THOMAS K 2pt FG in the paint, layup missed			
10:44	34 KALU K offensive rebound (2)			
10:43	34 KALU K 2pt FG second chance in the paint, jump shot blocked			
10:43				21 CARPENTER R block (1)
10:38				21 CARPENTER R defensive rebound (5)
10:25		<b>41-67</b>	<b>-26</b>	12 FILIPOVITY P 2pt FG in the paint, driving layup made (15)
10:07	13 BARNES D foul drawn (6)			0 BOSTICK D foul shooting (1 - 5)
10:07	13 BARNES D free throw 1 - 2 made (9)	<b>42-67</b>	<b>-25</b>	
10:07	1 THOMAS K substitution out			
10:07	11 HORTON T substitution out			
10:07	34 KALU K substitution out			
10:07	4 CAMPER JR. C substitution in			
10:07	5 TERRELL JR. D substitution in			
10:07	23 FRAZIER III O substitution in			
10:07				0 BOSTICK D substitution out
10:07				2 JACKSON Z substitution in
10:07	13 BARNES D free throw 2 - 2 missed			
10:04	23 FRAZIER III O offensive rebound (5)			
10:04	23 FRAZIER III O 2pt FG second chance in the paint, tip-in layup missed			
10:04				12 FILIPOVITY P defensive rebound (8)
10:04	jump ball situation			
09:48				12 FILIPOVITY P 3pt FG , jump shot missed
09:45	5 TERRELL JR. D defensive rebound (2)			
09:45	5 TERRELL JR. D foul drawn (4)			13 HARRIS J foul personal (3 - 6)
09:26	5 TERRELL JR. D 2pt FG in the paint, layup made (14)	<b>44-67</b>	<b>-23</b>	
09:26	23 FRAZIER III O foul drawn (3)			21 CARPENTER R foul personal (3 - 7)
09:26	23 FRAZIER III O 1&1 free throw 1 made (12)	<b>45-67</b>	<b>-22</b>	
09:26	23 FRAZIER III O 1&1 free throw 2 made (13)	<b>46-67</b>	<b>-21</b>	
09:01		<b>46-69</b>	<b>-23</b>	2 JACKSON Z 2pt FG outside the paint, jump shot made (9)
08:55	4 CAMPER JR. C 2pt FG in the paint, layup missed			
08:50				2 JACKSON Z defensive rebound (3)
08:48	3 HEBB B foul personal (1 - 3)			2 JACKSON Z foul drawn (2)
08:39				12 FILIPOVITY P substitution out
08:39				0 BOSTICK D substitution in
08:32				21 CARPENTER R 2pt FG in the paint, jump shot missed
08:28	13 BARNES D defensive rebound (4)			
08:27	13 BARNES D turnover lost ball (1)			
08:27				13 HARRIS J turnover lost ball (1)
08:12	3 HEBB B foul drawn (1)			21 CARPENTER R foul shooting (4 - 8)
08:12	3 HEBB B free throw 1 - 2 made (1)	<b>47-69</b>	<b>-22</b>	
08:12				21 CARPENTER R substitution out
08:12				12 FILIPOVITY P substitution in
08:12	3 HEBB B free throw 2 - 2 made (2)	<b>48-69</b>	<b>-21</b>	



**New Mexico St. at UTEP**

01/11/25 Don Haskins Center, El Paso  
2024-25 Men's Basketball

**Game Time:** 7:00 PM  
**Game Duration:** 1:47  
**Attendance:** 12,000

**Officials:** Michael Wallace, James Curran, Ryan McCarty

Game Time	UTEP	Score	Diff	NMSU
07:48		<b>48-72</b>	<b>-24</b>	3 COOK C 3pt FG , jump shot made (12)
07:48				13 HARRIS J assist (2)
07:38	5 TERRELL JR. D 2pt FG in the paint, layup missed			
07:35				12 FILIPOVITY P defensive rebound (9)
07:18		<b>48-74</b>	<b>-26</b>	2 JACKSON Z 2pt FG in the paint, driving layup made (11)
07:11	3 HEBB B 2pt FG fast break in the paint, driving layup made (4)	<b>50-74</b>	<b>-24</b>	
07:11	5 TERRELL JR. D assist (5)			
06:37				3 COOK C 3pt FG , jump shot missed
06:34	4 CAMPER JR. C defensive rebound (3)			
06:29	5 TERRELL JR. D 3pt FG fast break, jump shot made (17)	<b>53-74</b>	<b>-21</b>	
06:29	3 HEBB B assist (1)			
06:18	5 TERRELL JR. D foul personal (2 - 4)			2 JACKSON Z foul drawn (3)
06:18	Timeout media			
06:18	3 HEBB B substitution out			
06:18	23 FRAZIER III O substitution out			
06:18	12 BYNUM A substitution in			
06:18	33 JONES E substitution in			
06:18				12 FILIPOVITY P substitution out
06:18				21 CARPENTER R substitution in
06:02	33 JONES E foul personal (1 - 5)			2 JACKSON Z foul drawn (4)
05:56		<b>53-76</b>	<b>-23</b>	2 JACKSON Z 2pt FG in the paint, driving layup made (13)
05:40	12 BYNUM A 2pt FG in the paint, floating jump shot missed			
05:37				3 COOK C defensive rebound (4)
05:11		<b>53-78</b>	<b>-25</b>	13 HARRIS J 2pt FG in the paint, turnaround jump shot made (7)
05:11				2 JACKSON Z assist (5)
04:59	5 TERRELL JR. D 2pt FG in the paint, floating jump shot missed			
04:55				13 HARRIS J defensive rebound (6)
04:30		<b>53-81</b>	<b>-28</b>	2 JACKSON Z 3pt FG , jump shot made (16)
04:08	33 JONES E 3pt FG , jump shot missed			
04:04				0 BOSTICK D defensive rebound (4)
03:44	33 JONES E foul personal (2 - 6)			2 JACKSON Z foul drawn (5)
03:44	Timeout media			
03:44	13 BARNES D substitution out			
03:44	3 HEBB B substitution in			
03:29				13 HARRIS J turnover out of bounds (2)
03:12	5 TERRELL JR. D turnover bad pass (3)			13 HARRIS J steal (2)
02:45	3 HEBB B foul shooting (2 - 7)			2 JACKSON Z foul drawn (6)
02:45		<b>53-82</b>	<b>-29</b>	2 JACKSON Z free throw 1 - 2 made (17)
02:45	4 CAMPER JR. C substitution out			
02:45	5 TERRELL JR. D substitution out			
02:45	1 THOMAS K substitution in			
02:45	11 HORTON T substitution in			
02:45				3 COOK C substitution out
02:45				13 HARRIS J substitution out
02:45				21 CARPENTER R substitution out
02:45				4 OSBORNE J substitution in
02:45				5 CHERENFANT C substitution in
02:45				19 TSHIMANGA N substitution in



**New Mexico St. at UTEP**

01/11/25 Don Haskins Center, El Paso  
2024-25 Men's Basketball

**Officials:** Michael Wallace, James Curran, Ryan McCarty

Game Time	UTEP	Score	Diff	NMSU
02:45		<b>53-83</b>	<b>-30</b>	2 JACKSON Z free throw 2 - 2 made (18)
02:45				2 JACKSON Z substitution out
02:45				1 PICKENS G substitution in
02:30	12 BYNUM A 3pt FG , jump shot missed			
02:28	1 THOMAS K offensive rebound (1)			
02:26	3 HEBB B foul drawn (2)			19 TSHIMANGA N foul personal (1 - 9)
02:26	33 JONES E substitution out			
02:26	25 MBENGUE B substitution in			
02:26				0 BOSTICK D substitution out
02:26				20 JOHNSON A substitution in
02:26	11 HORTON T 1&1 free throw 1 made (4)	<b>54-83</b>	<b>-29</b>	
02:26	11 HORTON T 1&1 free throw 2 made (5)	<b>55-83</b>	<b>-28</b>	
02:02				19 TSHIMANGA N substitution out
02:02				34 NNAMOKO E substitution in
01:59		<b>55-85</b>	<b>-30</b>	34 NNAMOKO E 2pt FG in the paint, layup made (2)
01:59				1 PICKENS G assist (2)
01:38	25 MBENGUE B 2pt FG in the paint, dunk, made (2)	<b>57-85</b>	<b>-28</b>	
01:38	3 HEBB B assist (2)			
01:16	3 HEBB B steal (1)			34 NNAMOKO E turnover bad pass (1)
01:10	12 BYNUM A turnover bad pass (3)			4 OSBORNE J steal (1)
00:47				5 CHERENFANT C 2pt FG from turnover outside the paint, jump shot missed
00:44	25 MBENGUE B defensive rebound (1)			
00:34	3 HEBB B 3pt FG , jump shot missed			
00:30				5 CHERENFANT C defensive rebound (1)
00:04				turnover shot clock (10)
<b>END OF GAME</b>				
<b>UTEP 57-85 NMSU</b>				



New Mexico St. at UTEP

01/11/25 Don Haskins Center, El Paso
2024-25 Men's Basketball

Game Time: 7:00 PM
Game Duration: 1:47
Attendance: 12,000

Officials: Michael Wallace, James Curran, Ryan McCarty

New Mexico St. - 47

Table with columns: NO., Name, Min, FG (M-A), 3P (M-A), FT (M-A), Rebounds (OR, DR, TOT), Fouls (PF, FD), TP, AS, TO, ST, Blocks (BS, BA), +/-

Shooting By Period table with columns: 2nd FG%, 3PT%, FT%, GM FG%, 3PT%, FT%

Dead Ball Rebounds: 0, 0

Technical Fouls::NONE

UTEP - 32

Table with columns: NO., Name, Min, FG (M-A), 3P (M-A), FT (M-A), Rebounds (OR, DR, TOT), Fouls (PF, FD), TP, AS, TO, ST, Blocks (BS, BA), +/-

Shooting By Period table with columns: 2nd FG%, 3PT%, FT%, GM FG%, 3PT%, FT%

Dead Ball Rebounds: 0, 0

Technical Fouls::NONE

Table with columns: NMSU, UTEP for metrics: Biggest lead, Best Scoring Run, Lead Changes, Times Tied, Time with Lead

Table with columns: Points from, Turnovers, Paint, Second Chance, Fast Breaks, Bench for NMSU and UTEP

Table with columns: 1st, 2nd, TOT for Period by Period Scoring for NMSU and UTEP



**New Mexico St. at UTEP**

01/11/25 Don Haskins Center, El Paso  
2024-25 Men's Basketball

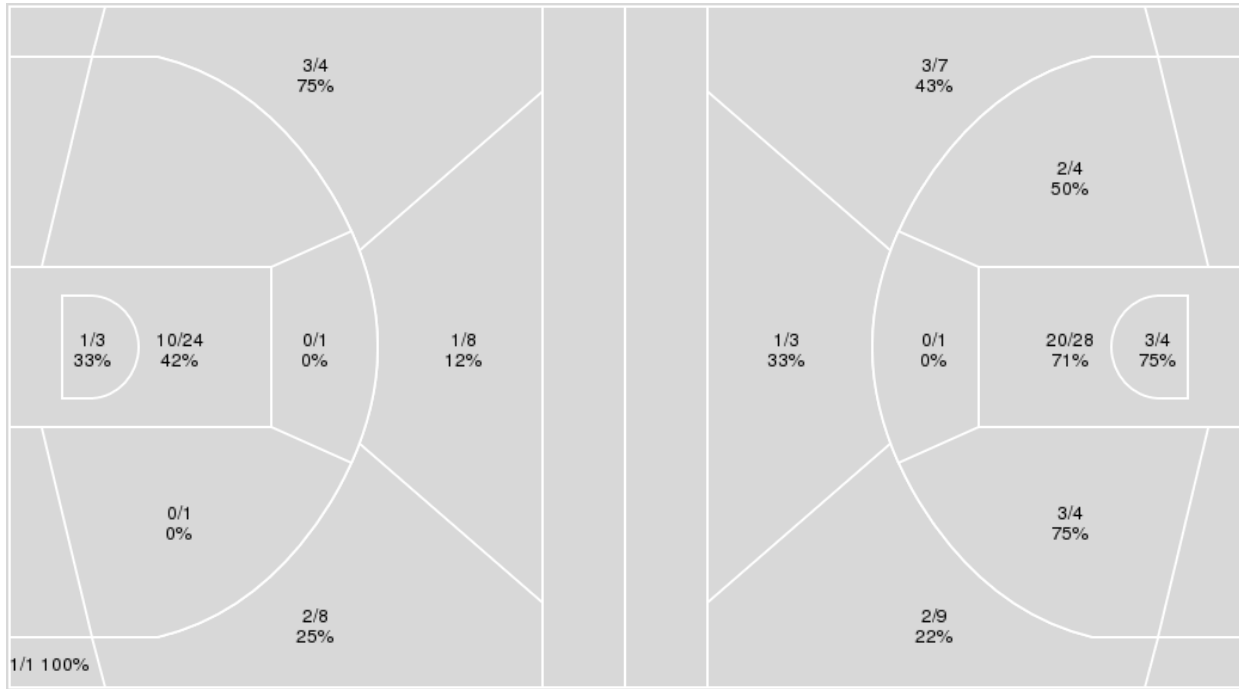
Officials: Michael Wallace, James Curran, Ryan McCarty

{ Players => 0, 1, 2, 3, 4, 5, 11, 12, 13, 15, 20, 23, 25, 32, 33, 34; } FG Types => All; Results => All;

{ Players => 0, 1, 2, 3, 4, 5, 6, 10, 12, 13, 19, 20, 21, 25, 34; } FG Types => All; Results => All;

**UTEP**

**New Mexico St.**



UTEP	M/A	%
Field Goals	18/50	36
2 Points	11/29	38
3 Points	7/21	33
Free Throws	14/19	74

New Mexico St.	M/A	%
Field Goals	34/60	57
2 Points	28/41	68
3 Points	6/19	32
Free Throws	11/13	85



**New Mexico St. at UTEP**

01/11/25 Don Haskins Center, El Paso  
2024-25 Men's Basketball

Officials: Michael Wallace, James Curran, Ryan McCarty

**New Mexico St.**

No	Name	Mins		Score		Points Diff		Points per Min		Assists		Rebounds		Steals		Turnovers	
		On	Off	On	Off	On	Off	On	Off	On	Off	On	Off	On	Off	On	Off
0	Dionte Bostick	32:47	07:13	72 - 47	13 - 10	25	3	2.20	1.80	14	3	34	6	5	3	8	2
1	Gabe Pickens	04:44	35:16	7 - 6	78 - 51	1	27	1.48	2.21	2	15	2	38	2	6	2	8
2	Zawdie Jackson	23:42	16:18	50 - 36	35 - 21	14	14	2.11	2.15	10	7	22	18	5	3	6	4
3	Christian Cook	34:00	06:00	77 - 52	8 - 5	25	3	2.26	1.33	15	2	33	7	6	2	8	2
4	Jae'Coby Osborne	02:45	37:15	3 - 4	82 - 53	-1	29	1.09	2.20	1	16	1	39	1	7	2	8
5	Carl Cherenfant	02:45	37:15	3 - 4	82 - 53	-1	29	1.09	2.20	1	16	1	39	1	7	2	8
12	Peter Filipovity	29:47	10:13	70 - 46	15 - 11	24	4	2.35	1.47	14	3	34	6	5	3	5	5
13	Jaden Harris	25:30	14:30	57 - 29	28 - 28	28	0	2.24	1.93	10	7	31	9	5	3	4	6
19	Nate Tshimanga	06:50	33:10	10 - 9	75 - 48	1	27	1.46	2.26	2	15	6	34	2	6	1	9
20	Azavier Johnson	02:26	37:34	2 - 4	83 - 53	-2	30	0.82	2.21	1	16	1	39	1	7	2	8
21	Robert Carpenter	23:13	16:47	52 - 30	33 - 27	22	6	2.24	1.97	9	8	26	14	3	5	5	5
25	Emmanuel Tshimanga	09:29	30:31	20 - 16	65 - 41	4	24	2.11	2.13	5	12	8	32	3	5	3	7
34	Edward Nnamoko	02:02	37:58	2 - 2	83 - 55	0	28	0.98	2.19	1	16	1	39	1	7	2	8

**UTEP**

No	Name	Mins		Score		Points Diff		Points per Min		Assists		Rebounds		Steals		Turnovers	
		On	Off	On	Off	On	Off	On	Off	On	Off	On	Off	On	Off	On	Off
1	KJ Thomas	09:58	30:02	9 - 21	48 - 64	-12	-16	0.90	1.60	2	9	4	17	2	3	3	10
3	Baylor Hebb	09:06	30:54	16 - 15	41 - 70	1	-29	1.76	1.33	3	8	7	14	1	4	3	10
4	Corey Camper Jr.	31:54	08:06	49 - 66	8 - 19	-17	-11	1.54	0.99	9	2	18	3	3	2	10	3
5	David Terrell Jr.	28:50	11:10	46 - 62	11 - 23	-16	-12	1.60	0.99	9	2	16	5	3	2	9	4
11	Trey Horton	11:35	28:25	14 - 23	43 - 62	-9	-19	1.21	1.51	3	8	8	13	2	3	4	9
12	Ahamad Bynum	21:08	18:52	24 - 51	33 - 34	-27	-1	1.14	1.75	5	6	7	14	2	3	6	7
13	Devon Barnes	26:26	13:34	38 - 55	19 - 30	-17	-11	1.44	1.40	7	4	15	6	4	1	10	3
23	Otis Frazier III	24:52	15:08	43 - 54	14 - 31	-11	-17	1.73	0.93	8	3	13	8	3	2	8	5
25	Babacar Mbengue	02:26	37:34	4 - 2	53 - 83	2	-30	1.64	1.41	1	10	1	20	1	4	1	12
32	Derick Hamilton	04:17	35:43	7 - 7	50 - 78	0	-28	1.63	1.40	1	10	3	18	1	4	5	8
33	Elijah Jones	10:32	29:28	10 - 25	47 - 60	-15	-13	0.95	1.60	2	9	3	18	1	4	2	11
34	Kevin Kalu	18:56	21:04	25 - 44	32 - 41	-19	-9	1.32	1.52	5	6	10	11	2	3	4	9

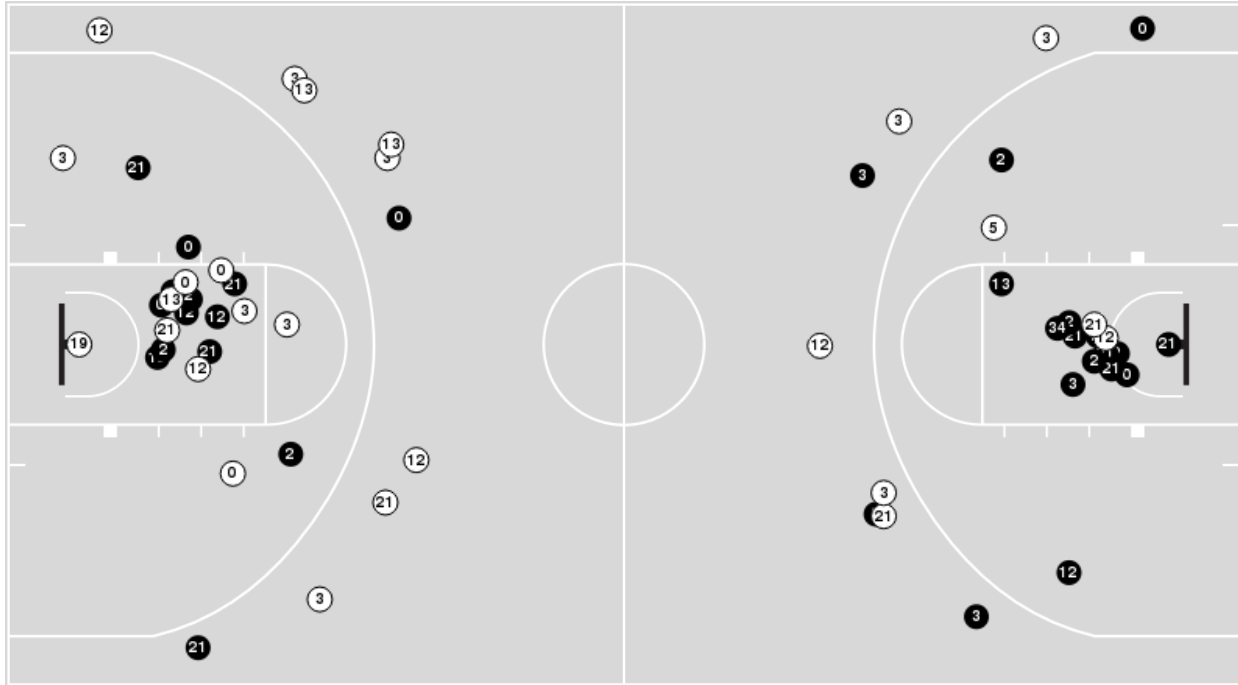


**Officials:** Michael Wallace, James Curran, Ryan McCarty

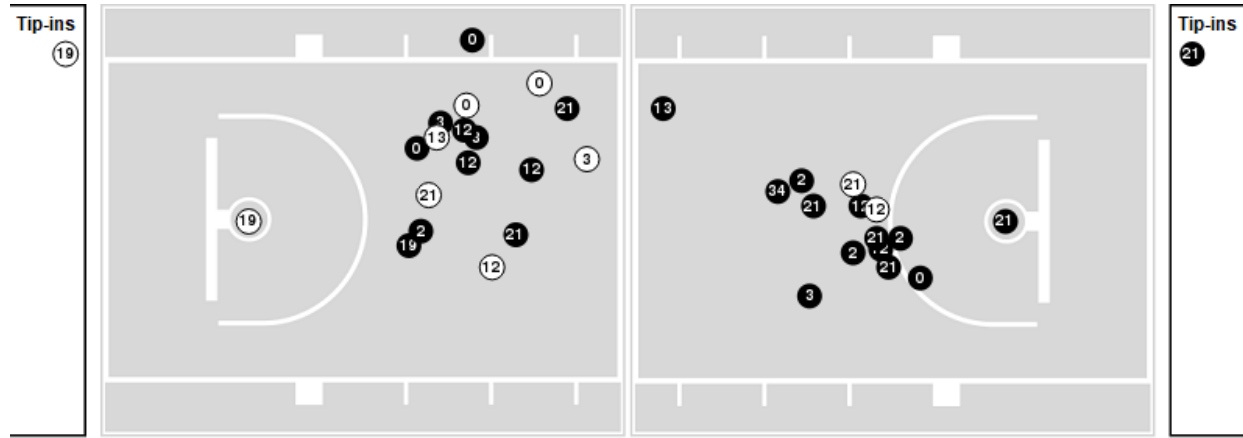
Players => 0, 1, 2, 3, 4, 5, 6, 10, 12, 13, 19, 20, 21, 25, 34FG Types=>AllResults=>All

**New Mexico St.**

**All Field Goals**



**Blow Up Chart**



● Made    ○ Missed    N - Player Number

New Mexico St.	M/A	%
Field Goals	34/60	57
2 Points	28/41	68
3 Points	6/19	32
Free Throws	11/13	85

New Mexico St.	M/A	%
Points in the Paint	46 (23 / 32)	72
Fast Break Points	9 (6/7)	86
Second Chance Points	12 (7/13)	54
Effective FG%	62	

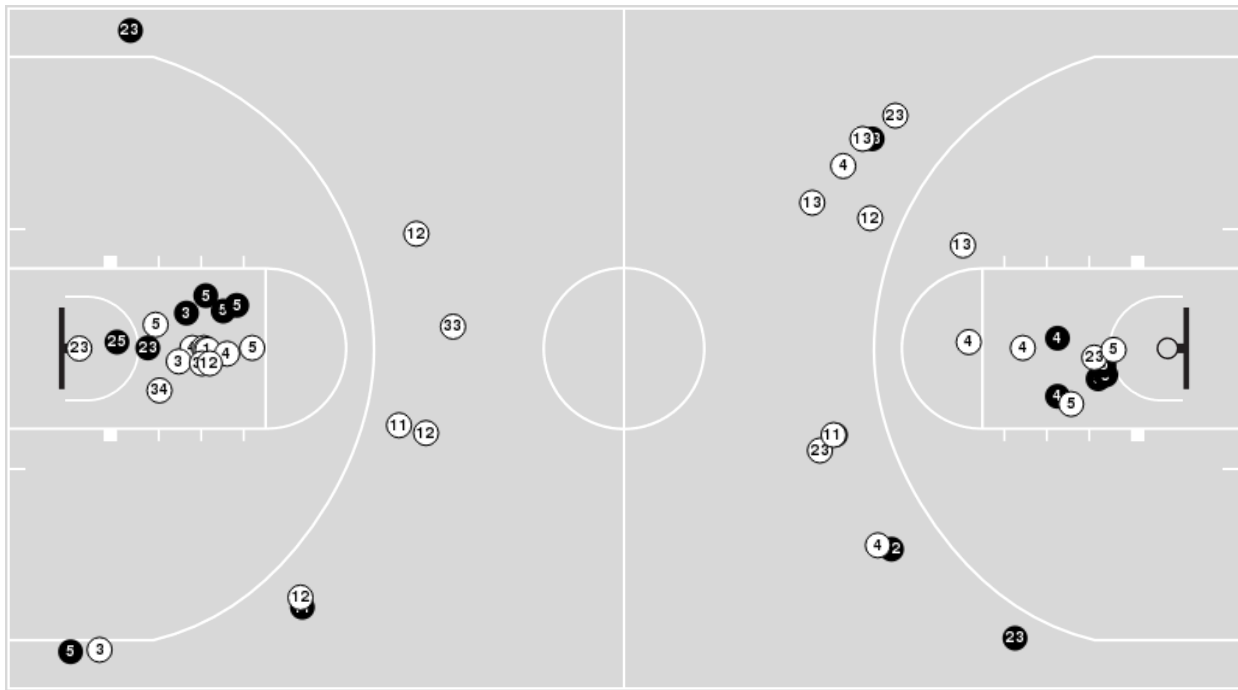


**Officials:** Michael Wallace, James Curran, Ryan McCarty

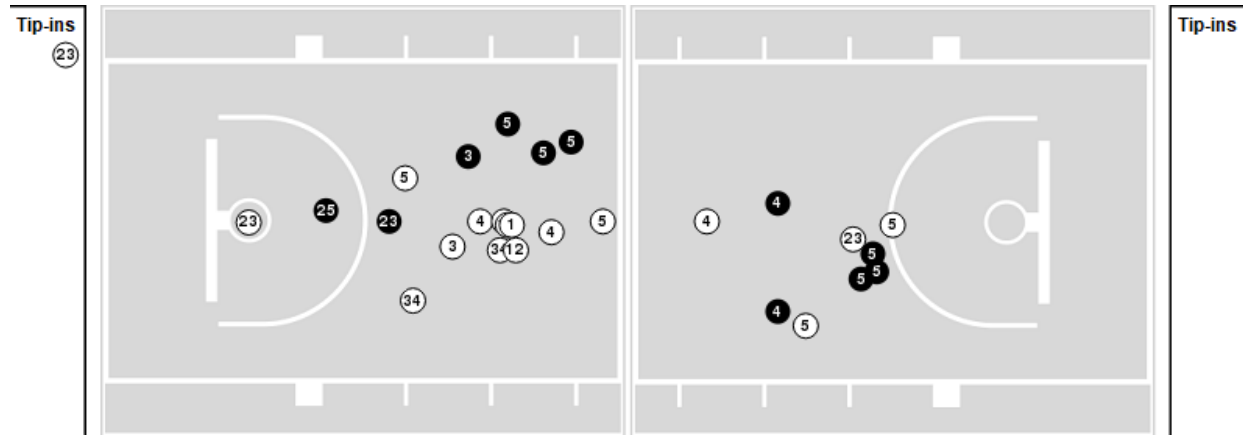
Players => 0, 1, 2, 3, 4, 5, 11, 12, 13, 15, 20, 23, 25, 32, 33, 34 FG Types=>All Results=>All

**UTEP**

**All Field Goals**



**Blow Up Chart**



● Made ○ Missed N - Player Number

UTEP	M/A	%
Field Goals	18/50	36
2 Points	11/29	38
3 Points	7/21	33
Free Throws	14/19	74

UTEP	M/A	%
Points in the Paint	22 (11 / 27)	41
Fast Break Points	7 (3/3)	100
Second Chance Points	8 (6/10)	60
Effective FG%	43	



**New Mexico St. at UTEP**

01/11/25 Don Haskins Center, El Paso  
2024-25 Men's Basketball

**Game Time:** 7:00 PM  
**Game Duration:** 1:47  
**Attendance:** 12,000

**Officials:** Michael Wallace, James Curran, Ryan McCarty

**New Mexico St.**

Lineup	Quarter On	Time On	Quarter Off	Time Off	Time on Court	Score	Score Diff	Reb	Stl	Tov	Ass	PPP
0- Bostick D/ 2- Jackson Z/ 3- Cook C/ 12- Filipovity P/ 25- Tshimanga E/	1	20:00	1	16:18	03:42	6-5	1	3	1	2	1	0.8721
0- Bostick D/ 2- Jackson Z/ 3- Cook C/ 12- Filipovity P/ 21- Carpenter R/	1	16:18	1	12:06	04:12	9-8	1	4	0	1	2	1.3975
1- Pickens G/ 3- Cook C/ 12- Filipovity P/ 13- Harris J/ 21- Carpenter R/	1	12:06	1	12:06	00:00	1-0	1	0	0	0	0	2.2727
1- Pickens G/ 3- Cook C/ 13- Harris J/ 19- Tshimanga N/ 21- Carpenter R/	1	12:06	1	10:07	01:59	4-2	2	1	1	0	1	1.3333
0- Bostick D/ 2- Jackson Z/ 12- Filipovity P/ 13- Harris J/ 19- Tshimanga N/	1	10:07	1	07:28	02:39	5-1	4	4	1	0	1	1.2887
0- Bostick D/ 2- Jackson Z/ 12- Filipovity P/ 13- Harris J/ 25- Tshimanga E/	1	07:28	1	06:52	00:36	0-0	0	2	0	0	0	0.0000
2- Jackson Z/ 3- Cook C/ 12- Filipovity P/ 13- Harris J/ 25- Tshimanga E/	1	06:52	1	05:32	01:20	4-0	4	2	1	0	1	1.3889
0- Bostick D/ 3- Cook C/ 12- Filipovity P/ 13- Harris J/ 21- Carpenter R/	1	05:32	1	02:17	03:15	7-5	2	5	0	0	1	1.7500
0- Bostick D/ 3- Cook C/ 13- Harris J/ 19- Tshimanga N/ 21- Carpenter R/	1	02:17	1	00:48	01:28	0-4	-4	1	0	1	0	0.0000
0- Bostick D/ 3- Cook C/ 12- Filipovity P/ 13- Harris J/ 21- Carpenter R/	1	00:48	2	20:00	00:48	2-0	2	1	0	0	0	2.0000
0- Bostick D/ 2- Jackson Z/ 3- Cook C/ 12- Filipovity P/ 25- Tshimanga E/	2	20:00	2	16:09	03:51	10-11	-1	1	1	1	3	1.6667
0- Bostick D/ 3- Cook C/ 12- Filipovity P/ 13- Harris J/ 21- Carpenter R/	2	16:09	2	10:07	06:02	19-6	13	9	1	1	4	1.6784
2- Jackson Z/ 3- Cook C/ 12- Filipovity P/ 13- Harris J/ 21- Carpenter R/	2	10:07	2	08:39	01:28	2-4	-2	2	0	0	0	1.0000
0- Bostick D/ 2- Jackson Z/ 3- Cook C/ 13- Harris J/ 21- Carpenter R/	2	08:39	2	08:12	00:27	0-1	-1	0	0	1	0	0.0000
0- Bostick D/ 2- Jackson Z/ 3- Cook C/ 12- Filipovity P/ 13- Harris J/	2	08:12	2	06:18	01:54	5-6	-1	1	0	0	1	1.6667
0- Bostick D/ 2- Jackson Z/ 3- Cook C/ 13- Harris J/ 21- Carpenter R/	2	06:18	2	02:45	03:33	8-0	8	3	1	1	1	1.8018
0- Bostick D/ 2- Jackson Z/ 4- Osborne J/ 5- Cherenfant C/ 19- Tshimanga N/	2	02:45	2	02:45	00:00	1-0	1	0	0	0	0	2.2727
0- Bostick D/ 1- Pickens G/ 4- Osborne J/ 5- Cherenfant C/ 19- Tshimanga N/	2	02:45	2	02:26	00:19	0-0	0	0	0	0	0	0.0000
1- Pickens G/ 4- Osborne J/ 5- Cherenfant C/ 19- Tshimanga N/ 20- Johnson A/	2	02:26	2	02:02	00:24	0-2	-2	0	0	0	0	0.0000
1- Pickens G/ 4- Osborne J/ 5- Cherenfant C/ 20- Johnson A/ 34- Nnamoko E/	2	02:02	2	00:00	02:02	2-2	0	1	1	2	1	0.5000



**New Mexico St. at UTEP**

01/11/25 Don Haskins Center, El Paso  
2024-25 Men's Basketball

**Game Time:** 7:00 PM  
**Game Duration:** 1:47  
**Attendance:** 12,000

**Officials:** Michael Wallace, James Curran, Ryan McCarty

**UTEP**

Lineup	Quarter On	Time On	Quarter Off	Time Off	Time on Court	Score	Score Diff	Reb	Stl	Tov	Ass	PPP
4- Camper Jr. C/ 5- Terrell Jr. D/ 13- Barnes D/ 23- Frazier III O/ 34- Kalu K/	1	20:00	1	18:36	01:24	0-3	-3	0	0	0	0	0.0000
4- Camper Jr. C/ 5- Terrell Jr. D/ 13- Barnes D/ 23- Frazier III O/ 32- Hamilton D/	1	18:36	1	16:18	02:18	5-3	2	2	1	3	1	0.8333
4- Camper Jr. C/ 5- Terrell Jr. D/ 13- Barnes D/ 23- Frazier III O/ 34- Kalu K/	1	16:18	1	15:53	00:25	0-0	0	0	1	1	0	0.0000
4- Camper Jr. C/ 5- Terrell Jr. D/ 12- Bynum A/ 23- Frazier III O/ 34- Kalu K/	1	15:53	1	12:06	03:47	8-9	-1	1	0	0	2	1.6000
5- Terrell Jr. D/ 11- Horton T/ 12- Bynum A/ 13- Barnes D/ 34- Kalu K/	1	12:06	1	12:06	00:00	0-1	-1	0	0	0	0	0.0000
5- Terrell Jr. D/ 11- Horton T/ 12- Bynum A/ 13- Barnes D/ 32- Hamilton D/	1	12:06	1	11:19	00:47	0-2	-2	0	0	1	0	0.0000
4- Camper Jr. C/ 11- Horton T/ 12- Bynum A/ 13- Barnes D/ 32- Hamilton D/	1	11:19	1	10:07	01:12	2-2	0	1	0	1	0	0.8621
1- Thomas K/ 4- Camper Jr. C/ 13- Barnes D/ 23- Frazier III O/ 34- Kalu K/	1	10:07	1	07:28	02:39	1-5	-4	1	0	1	0	0.2907
4- Camper Jr. C/ 5- Terrell Jr. D/ 13- Barnes D/ 23- Frazier III O/ 34- Kalu K/	1	07:28	1	06:52	00:36	0-0	0	0	0	0	0	0.0000
4- Camper Jr. C/ 5- Terrell Jr. D/ 12- Bynum A/ 23- Frazier III O/ 34- Kalu K/	1	06:52	1	05:09	01:43	0-4	-4	1	0	1	0	0.0000
4- Camper Jr. C/ 5- Terrell Jr. D/ 12- Bynum A/ 23- Frazier III O/ 33- Jones E/	1	05:09	1	02:17	02:52	5-7	-2	1	0	0	1	1.6667
4- Camper Jr. C/ 5- Terrell Jr. D/ 11- Horton T/ 13- Barnes D/ 33- Jones E/	1	02:17	1	01:30	00:47	2-0	2	1	0	0	0	4.5455
4- Camper Jr. C/ 5- Terrell Jr. D/ 11- Horton T/ 13- Barnes D/ 34- Kalu K/	1	01:30	2	20:00	01:30	2-2	0	3	0	0	1	1.0000
4- Camper Jr. C/ 5- Terrell Jr. D/ 13- Barnes D/ 23- Frazier III O/ 34- Kalu K/	2	20:00	2	16:09	03:51	11-10	1	2	1	1	2	1.5988
4- Camper Jr. C/ 5- Terrell Jr. D/ 12- Bynum A/ 23- Frazier III O/ 34- Kalu K/	2	16:09	2	14:41	01:28	2-6	-4	1	0	0	0	0.6944
1- Thomas K/ 11- Horton T/ 12- Bynum A/ 13- Barnes D/ 33- Jones E/	2	14:41	2	11:40	03:01	3-9	-6	0	1	1	1	0.6000
1- Thomas K/ 3- Hebb B/ 11- Horton T/ 13- Barnes D/ 34- Kalu K/	2	11:40	2	10:07	01:33	1-4	-3	1	0	0	0	0.4098
3- Hebb B/ 4- Camper Jr. C/ 5- Terrell Jr. D/ 13- Barnes D/ 23- Frazier III O/	2	10:07	2	06:18	03:49	11-7	4	4	0	1	2	1.3415
4- Camper Jr. C/ 5- Terrell Jr. D/ 12- Bynum A/ 13- Barnes D/ 33- Jones E/	2	06:18	2	03:44	02:34	0-7	-7	0	0	0	0	0.0000
3- Hebb B/ 4- Camper Jr. C/ 5- Terrell Jr. D/ 12- Bynum A/ 33- Jones E/	2	03:44	2	02:45	00:59	0-1	-1	0	0	1	0	0.0000
1- Thomas K/ 3- Hebb B/ 11- Horton T/ 12- Bynum A/ 33- Jones E/	2	02:45	2	02:26	00:19	0-1	-1	1	0	0	0	0.0000
1- Thomas K/ 3- Hebb B/ 11- Horton T/ 12- Bynum A/ 25- Mbengue B/	2	02:26	2	00:00	02:26	4-2	2	1	1	1	1	1.0309



New Mexico St. at UTEP

01/11/25 Don Haskins Center, El Paso  
2024-25 Men's Basketball

Officials: Michael Wallace, James Curran, Ryan McCarty

New Mexico St.

Lineup	Time	Score	Score Diff	Pts/Min	Reb	Stl	Tov	Ass	PPP
0- Bostick D/ 3- Cook C/ 12- Filipovity P/ 13- Harris J/ 21- Carpenter R/	10:05	28-11	17	2.7750	15	1	1	5	1.7157
0- Bostick D/ 2- Jackson Z/ 3- Cook C/ 12- Filipovity P/ 25- Tshimanga E/	07:33	16-16	0	2.1192	4	2	3	4	1.2422
0- Bostick D/ 2- Jackson Z/ 3- Cook C/ 12- Filipovity P/ 21- Carpenter R/	04:12	9-8	1	2.1429	4	0	1	2	1.3975
0- Bostick D/ 2- Jackson Z/ 3- Cook C/ 13- Harris J/ 21- Carpenter R/	04:00	8-1	7	2.0000	3	1	2	1	1.2422
0- Bostick D/ 2- Jackson Z/ 12- Filipovity P/ 13- Harris J/ 19- Tshimanga N/	02:39	5-1	4	1.8868	4	1	0	1	1.2887
1- Pickens G/ 4- Osborne J/ 5- Cherenfant C/ 20- Johnson A/ 34- Nnamoko E/	02:02	2-2	0	0.9836	1	1	2	1	0.5000
1- Pickens G/ 3- Cook C/ 13- Harris J/ 19- Tshimanga N/ 21- Carpenter R/	01:59	4-2	2	2.0168	1	1	0	1	1.3333
0- Bostick D/ 2- Jackson Z/ 3- Cook C/ 12- Filipovity P/ 13- Harris J/	01:54	5-6	-1	2.6316	1	0	0	1	1.6667
0- Bostick D/ 3- Cook C/ 13- Harris J/ 19- Tshimanga N/ 21- Carpenter R/	01:28	0-4	-4	0.0000	1	0	1	0	0.0000
2- Jackson Z/ 3- Cook C/ 12- Filipovity P/ 13- Harris J/ 21- Carpenter R/	01:28	2-4	-2	1.3636	2	0	0	0	1.0000
2- Jackson Z/ 3- Cook C/ 12- Filipovity P/ 13- Harris J/ 25- Tshimanga E/	01:20	4-0	4	3.0000	2	1	0	1	1.3889
0- Bostick D/ 2- Jackson Z/ 12- Filipovity P/ 13- Harris J/ 25- Tshimanga E/	00:36	0-0	0	0.0000	2	0	0	0	0.0000
1- Pickens G/ 4- Osborne J/ 5- Cherenfant C/ 19- Tshimanga N/ 20- Johnson A/	00:24	0-2	-2	0.0000	0	0	0	0	0.0000
0- Bostick D/ 1- Pickens G/ 4- Osborne J/ 5- Cherenfant C/ 19- Tshimanga N/	00:19	0-0	0	0.0000	0	0	0	0	0.0000
1- Pickens G/ 3- Cook C/ 12- Filipovity P/ 13- Harris J/ 21- Carpenter R/	00:00	1-0	1	∞	0	0	0	0	2.2727
0- Bostick D/ 2- Jackson Z/ 4- Osborne J/ 5- Cherenfant C/ 19- Tshimanga N/	00:00	1-0	1	∞	0	0	0	0	2.2727



**New Mexico St. at UTEP**

01/11/25 Don Haskins Center, El Paso  
2024-25 Men's Basketball

Officials: Michael Wallace, James Curran, Ryan McCarty

**UTEP**

Lineup	Time	Score	Score Diff	Pts/Min	Reb	Stl	Tov	Ass	PPP
4- Camper Jr. C/ 5- Terrell Jr. D/ 12- Bynum A/ 23- Frazier III O/ 34- Kalu K/	06:58	10-19	-9	1.4354	3	0	1	2	0.9294
4- Camper Jr. C/ 5- Terrell Jr. D/ 13- Barnes D/ 23- Frazier III O/ 34- Kalu K/	06:16	11-13	-2	1.7553	2	2	2	2	1.0110
3- Hebb B/ 4- Camper Jr. C/ 5- Terrell Jr. D/ 13- Barnes D/ 23- Frazier III O/	03:49	11-7	4	2.8821	4	0	1	2	1.3415
1- Thomas K/ 11- Horton T/ 12- Bynum A/ 13- Barnes D/ 33- Jones E/	03:01	3-9	-6	0.9945	0	1	1	1	0.6000
4- Camper Jr. C/ 5- Terrell Jr. D/ 12- Bynum A/ 23- Frazier III O/ 33- Jones E/	02:52	5-7	-2	1.7442	1	0	0	1	1.6667
1- Thomas K/ 4- Camper Jr. C/ 13- Barnes D/ 23- Frazier III O/ 34- Kalu K/	02:39	1-5	-4	0.3774	1	0	1	0	0.2907
4- Camper Jr. C/ 5- Terrell Jr. D/ 12- Bynum A/ 13- Barnes D/ 33- Jones E/	02:34	0-7	-7	0.0000	0	0	0	0	0.0000
1- Thomas K/ 3- Hebb B/ 11- Horton T/ 12- Bynum A/ 25- Mbengue B/	02:26	4-2	2	1.6438	1	1	1	1	1.0309
4- Camper Jr. C/ 5- Terrell Jr. D/ 13- Barnes D/ 23- Frazier III O/ 32- Hamilton D/	02:18	5-3	2	2.1739	2	1	3	1	0.8333
1- Thomas K/ 3- Hebb B/ 11- Horton T/ 13- Barnes D/ 34- Kalu K/	01:33	1-4	-3	0.6452	1	0	0	0	0.4098
4- Camper Jr. C/ 5- Terrell Jr. D/ 11- Horton T/ 13- Barnes D/ 34- Kalu K/	01:30	2-2	0	1.3333	3	0	0	1	1.0000
4- Camper Jr. C/ 11- Horton T/ 12- Bynum A/ 13- Barnes D/ 32- Hamilton D/	01:12	2-2	0	1.6667	1	0	1	0	0.8621
3- Hebb B/ 4- Camper Jr. C/ 5- Terrell Jr. D/ 12- Bynum A/ 33- Jones E/	00:59	0-1	-1	0.0000	0	0	1	0	0.0000
5- Terrell Jr. D/ 11- Horton T/ 12- Bynum A/ 13- Barnes D/ 32- Hamilton D/	00:47	0-2	-2	0.0000	0	0	1	0	0.0000
4- Camper Jr. C/ 5- Terrell Jr. D/ 11- Horton T/ 13- Barnes D/ 33- Jones E/	00:47	2-0	2	2.5532	1	0	0	0	4.5455
1- Thomas K/ 3- Hebb B/ 11- Horton T/ 12- Bynum A/ 33- Jones E/	00:19	0-1	-1	0.0000	1	0	0	0	0.0000
5- Terrell Jr. D/ 11- Horton T/ 12- Bynum A/ 13- Barnes D/ 34- Kalu K/	00:00	0-1	-1	NaN	0	0	0	0	0.0000