



UTEP BASKETBALL

1966 NCAA CHAMPS | 17 NCAA APPEARANCES | 12 LEAGUE TITLES | 27 20+ WIN SEASONS

GAME 34 vs WKU (CUSA CHAMPIONSHIP GAME)

#5 UTEP MINERS (18-15)

Head Coach: Joe Golding (Abilene Christian, 1999)

Career Record: 210-191 (13th Season)

Record at UTEP: 52-47 (3rd Season)

Home: 13-5 | Road: 2-9 | Neutral: 3-1 | Streak: W5



#3 WKU HILLTOPPERS (21-11)

Head Coach: Steve Lutz

Career Record: 68-34 (3rd Season)

Record at School: 21-11 (1st Season)

Home: 12-2 | Road: 6-7 | Neutral: 3-2 | Streak: W2



WHERE TO WATCH & LISTEN



RADIO TALENT

Jon Teicher & Steve Yellen



Carter Blackburn, Avery Johnson & Tiffany Blackmon

2023-24 SCHEDULE

DATE	OPPONENT	TIME
Nov. 6	McMurry (ESPN+)	W, 120-71
Nov. 9	USAO (ESPN+)	W, 123-72
Nov. 13	UCSB (CBS Sports Network)	W, 89-76
Nov. 17	Austin Peay \$	W, 71-63
Nov. 20	vs. Cal \$ (CBSN)	W, 75-72
Nov. 22	vs. Bradley (CBSN)	L, 59-63
Nov. 25	at LMU	L, 47-67
Nov. 29	Texas A&M-CC (ESPN+)	L, 63-67
Dec. 4	WNMU (ESPN+)	W, 90-62
Dec. 9	at Oregon (Pac-12 Network)	L, 49-71
Dec. 17	at ACU &	L, 82-88
Dec. 20	Norfolk State #	W, 67-65
Dec. 21	Wyoming #	W, 78-67
Dec. 30	Seattle U & (ESPN+)	L, 61-73
Jan. 4	at NM State * (CBS Sports Network)	L, 53-63
Jan. 7	Chicago State (ESPN+)	W, 74-69
Jan. 13	at FIU * (ESPN+)	L, 68-72
Jan. 18	MT * (CBSN)	W, 73-59
Jan. 20	WKU * (ESPN+)	W, 93-87
Jan. 25	at LA Tech * (ESPN+)	L, 54-68
Jan. 27	at Sam Houston * (ESPN+)	L, 56-60
Feb. 1	Jax State * (ESPN+)	W, 79-71
Feb. 3	Liberty * (ESPN+)	L, 65-57
Feb. 10	NM State * (ESPN+)	W, 74-49
Feb. 15	at WKU * (CBS Sports Network)	L, 80-90
Feb. 17	at MT * (ESPN+)	L, 90-96 (2OT)
Feb. 22	LA Tech * (ESPN+)	L, 59-65
Feb. 24	Sam Houston * (ESPN+)	L, 54-65
Feb. 29	at Jax State * (ESPN+)	W, 72-65
March 2	at Liberty * (ESPN+)	W, 67-51
March 7	FIU * (ESPN+)	W, 83-76
March 14	vs. Liberty % (ESPN+)	W, 66-57
March 15	vs. Sam Houston % (CBSN)	W, 65-63
March 16	vs. WKU % (CBSN)	6:30 p.m.

Bold denotes home game

\$ SoCal Challenge

& CUSA/WAC Scheduling Initiative

WestStar Don Haskins Sun Bowl Invitational

* Conference USA Game

% C-USA Championships (Propst Arena, Hunstville, Ala.)

All Times Mountain

UTEP IN THE SERIES

Overall: WKU, 10-2

Streak: WKU, W1

First Meeting: WKU 78, vs. UTEP 59 (12/19/69)

Last Meeting: at WKU 90, UTEP 80 (2/15/24)

LOOKING FOR TOURNEY TITLE

UTEP is aiming to win its first CUSA tournament crown and sixth overall in program history. It last did so at the 2005 WAC Tourney.

DID YOU KNOW?

For the first time in school history, UTEP has rallied to win back-to-back conference tournament games when trailing by double digits.

PRONUNCIATIONS

Jon **DOS ANJOS** - DOCE AHN-JOCE

Kevin **KALU** - CAL-ooH

Garrett **LEVESQUE** - Luh-VECK

TAE Hardy - Tay

UTEP'S STAT LEADERS

Tae Hardy - 15.1 (4th CUSA)

Zid Powell - 5.0 (16th CUSA)

Zid Powell - 3.2 (7th CUSA)

Otis Frazier III - 2.2 (2nd CUSA/20th NCAA)

Kevin Kalu - 0.6 (16th CUSA)

CATEGORY

POINTS PER GAME

REBOUNDS PER GAME

ASSISTS PER GAME

STEALS PER GAME

BLOCKS PER GAME

OPPONENT STAT LEADERS

Don McHenry - 14.9 (5th CUSA)

B. Newman / B. Faye - 5.5 (Tied 11th CUSA)

Don McHenry - 2.4 (15th CUSA)

Tyrone Marshall - 1.5 (Tied 5th CUSA)

Tyrone Marshall - 1.0 (8th CUSA)

LAST GAME'S STARTING FIVE



ZID POWELL

SR / G / TR
6-4 / 204

10.9 PPG
5.0 RPG
3.2 APG
40.0 FG%
24.3 3PT%
73.5 FT%



TAE HARDY

SR / G / 1L
6-3 / 190

15.1 PPG
2.9 RPG
1.7 SPG
41.5 FG%
38.1 3PT%
71.0 FT%



COREY CAMPER JR.

JR / G / TR
6-5 / 185

8.4 PPG
2.5 RPG
1.2 SPG
40.5 FG%
30.0 3PT%
71.2 FT%



OTIS FRAZIER III

JR / G / F / 1L
6-6 / 212

10.6 PPG
4.6 RPG
2.2 SPG
49.6 FG%
29.9 3PT%
65.2 FT%



KEVIN KALU

JR / F / 2L
6-9 / 238

4.0 PPG
4.6 RPG
0.6 BPG
59.4 FG%
NA 3PT%
46.6 FT%

MEDIA INFORMATION

PRACTICE COVERAGE

Practices are open to the media. Please contact Mark Brunner with all interview requests for coaches and players.

SID/SOCIAL MEDIA

ASSOCIATE DIRECTOR OF ATHLETICS STRATEGIC COMMUNICATIONS

UTEP MBB SID

Mark Brunner
mbrunner@utep.edu
915-472-6038 (c)
915-747-5722 (o)

OFFICIAL WEBSITE: UTEPMINERS.com

TWITTER: @UTPEMBB

INSTAGRAM: @UTPEMBB

UTEP QUICK FACTS

UNIVERSITY INFORMATION

Location.....El Paso, Texas
Founded1914
Enrollment23,880
Nickname Miners
Colors Dark Blue, Orange, Silver Accent
Conference Conference USA
ArenaDon Haskins Center (11,892)
President..... Dr. Heather Wilson
Director of Athletics..... Jim Senter

BASKETBALL STAFF

Head Coach Joe Golding
Career Record: 210-191 (13th Season)
UTEP Record: 52-47 (Third Season)
Associate Head Coach Jeremy Cox
Assistant Coach Earl Boykins
Assistant Coach Bryen Spriggs
Chief of StaffAustin Cox
Assistant Coach..... Kevin Kaerwer
Assistant Coach..... Rian Stubbs
Administrative Assistant Mary Ramos

HISTORY

All-Time Record 1,474-1,141
First Year of Program 1913-14
Season Number 103rd
NCAA Tournament Appearances..... 17 (last in 2010)
NCAA Titles 1 (1966)
NIT Appearances..... 11 (last in 2015)
Conference championships..... 12 (last in 2010)
20-win seasons..... 27 (last in 2022)
Overtime games..... 119 (69-50)
Record when scoring 100+ points33-2

2022-23 REVIEW

2022-23 Overall Record:..... 14-18
2022-23 C- USA Record 7-13 (Ninth CUSA)
2023 PostseasonNone

MAKING AN UNPRECEDENTED RUN

UTEP's No. 5 seed is the lowest in the 13 appearances that it has now made in a conference tournament championship game. UTEP won WAC titles in 1984 (#1 seed), 1986 (#2 seed), 1989 (#2 seed), 1990 (#4 seed) and 2005 (#2 seed), giving this year's team the chance to also become the lowest seed at the school to cut down the nets.

MORE ALONG THOSE LINES

No. 5 seed UTEP is the lowest seed to appear in a CUSA championship final since Marshall (#6 seed) in 2017. The last time a seed of #5 or lower won the CUSA tournament crown was in 2010 when incidentally No. 7 seed Houston bested the top-seeded Miners, 81-73. UTEP still received an at-large berth to the NCAA Tournament, which was also the last time it competed in the "Big Dance."

TAKING OUT THE TOP SEED

UTEP ousted CUSA regular-season champion and top seed Sam Houston, 65-63, in the semifinals on March 15. It marked the first victory for the Miners against a No. 1 seed in the league tournament since the 1993 WAC Championships (W, 85-80, OT, vs. Utah). They had lost four straight in the situation, most recently being ousted by No. 1 seed Middle Tennessee in the semifinals of the 2017 CUSA Tournament.

WINNING MULTIPLE GAMES AT THE CUSA TOURNEY

For the first time since 2011 (most-recent title game appearance), UTEP has won multiple contests at the CUSA Tournament. The Miners are now 3-2 under head coach **Joe Golding** at the event and 16-17 since joining CUSA in 2005-06. They are also 43-32 all time in league tournament play (includes a forfeit against Hawaii in the 1996 WAC Tournament).

THAT RECORD DIDN'T LAST LONG

UTEP put together a game-closing 24-3 run to overcome a 12-point deficit (54-42, 10:33, 2H) to beat No. 4 seed Liberty, 66-57, in the CUSA Quarterfinals on March 14. It marked the biggest comeback for the Miners at the CUSA Tournament since they joined the league. Less than 15 hours later, that record had been broken. The Miners came back from 14 points down (46-32, 13:11, 2H) vs. Sam Houston. This time it was a 23-4 run that altered the contest and put the Miners ahead for good in the eventual 65-63 triumph.

TALKING TWO-POINT GAMES IN THE LEAGUE TOURNAMENT

Prior to the 65-63 victory against Sam Houston in the semifinals on March 15, the Miners had lost their previous six league tournament contests decided by two points or less. UTEP knocked off Colorado State, 66-65, in the quarterfinals of the 1992 WAC Championships, which was the most recent such victory prior to this year. The Miners had their hearts broken, however, on a half-court heave in a 73-71 setback to BYU in the championship tilt that year. It all worked out in the end in 1992, with the Miners advancing to the Sweet 16 after stunning No. 1 seed Kansas, 66-60.

WINNING TIGHT

UTEP improved to 3-1 on the year in games decided by three points or less with the two-point triumph in the CUSA semifinals. The Miners bested Cal (75-72, Nov. 20) on a **Tae Hardy** 3-point buzzer beater, knocked off Norfolk State (67-65, Dec. 20) and Sam Houston (65-63, March 15). The lone loss in the situation this season was against Liberty (L, 67-65, Feb. 3).

TRYING TO GET TO THE BIG DANCE

With a victory against WKU, the Miners would lock up the Conference USA automatic bid to the 2024 NCAA Tournament. UTEP last appeared in "March Madness" in 2010 when it earned an at-large bid. The last time the Orange and Blue won the conference tournament to snag an automatic qualifier was at the 2005 WAC Championships. That was their final season in the WAC. Overall UTEP has 17 NCAA Tournament Appearances. The Miners made history by starting five African-Americans to defeat Kentucky, 72-65, and win the 1966 NCAA Championship on the way to inspiring the Disney hit movie Glory Road.



GOING BACK IN TIME

UTEP roared back from a 14-point second-half deficit (down 46-32, 13:11 to play) on the way to toppling top-seeded Sam Houston, 65-63, inside Propst Arena at the Von Braun Center in the semi-finals of the Conference USA Championships on March 15. Trailing by 14, the Miners scored the next 10 points to ignite a game-altering 23-4 run over the next nine minutes to take a lead (55-50, 4:33, 2H) they would never relinquish. The Bearkats had a chance to tie or win the game on the final possession, but Davon Barnes's two-point try in the waning seconds didn't go. **Calvin Solomon** grabbed the rebound to start the celebration for the Miners.

WON THE BOARDS AGAINST ONE OF THE BEST

UTEP outrebounded Sam Houston (36-33), even though the Bearkats entered the game with a +3.9 margin (third CUSA/64th NCAA). The Miners fought for 11 offensive boards that they converted into 11 crucial second-chance points. UTEP is now 11-2 this year when winning the boards.

BEST STREAK OF GOLDING ERA

UTEP has won the rebounding battle for four straight contests. It is the longest stretch under head coach **Joe Golding** and the best since also doing so in four in a row in 2019-20 to begin CUSA play



RECORD-TYING STEALS EFFORT

Zid Powell tied the UTEP conference tournament record by tallying five steals vs. Sam Houston. The effort matches **Marvin Kilgore** (vs. Tulsa, March 13, 2008) and Hall of Famer **Tim Hardaway**, who did so twice (vs. Wyoming, March 9, 1989 and vs. Wyoming, March 12, 1988). If Powell could manage four thefts vs. WKU, he'd tie the UTEP record for most in a conference tournament at 11.

MANY STEPPED UP

Corey Camper Jr. (19 points) and **Tae Hardy** (18 points) both hit double digits to lead UTEP on offense. **Derick Hamilton** provided big minutes off the bench with nine points and a career-high seven boards in 13 minutes en route to finishing with a team-best +15. **Zid Powell** pitched in eight points and matched Hamilton with seven boards to go along with the UTEP league-tournament record-tying five steals. **Trey Horton III** notched five points, including a huge 3-pointer and a tip-in during the rally.

2023-24 TEAM COMPARISON

	
UTEP	WKU
CATEGORY	CATEGORY
18-15	21-11
72.7	80.7
68.8	74.2
+3.9	+6.5
44.9	46.8
45.1	41.3
31.6	34.4
32.3	31.5
5.6	6.9
68.9	71.6
16.4	14.9
33.0	39.8
-1.3	+3.3
12.9	13.3
14.6	13.6
11.5	7.5
2.8	3.1

2023-24 C-USA RECORDS (THRU MARCH 15)

	CONFERENCE	OVERALL
Sam Houston	13-3	21-12
LA Tech	12-4	22-10
WKU	8-8	21-11
Liberty	7-9	18-14
UTEP	7-9	18-15
Middle Tennessee	7-9	14-19
NM State	7-9	13-19
Jax State	6-10	14-18
FIU	5-11	11-22

UTEP IN THE RANKINGS

TEAM (TOP-100 NCAA TEAM RANKING)- THRU MARCH 13 FOR RANKINGS

CATEGORY	VALUE	NCAA	C-USA
Bench scoring	23.8	71	4
Fastbreak scoring	16.1	3	1
Free throw attempts/game	23.8	13	1
Free throws made/game	16.4	36	1
Scoring defense	68.8	84	4
Steals/game	11.5	1	1
Turnover margin	4.2	7	1
Turnovers forced/game	18.8	1	1

INDIVIDUAL (TOP-100 NCAA RANKING OR TOP-FIVE CUSA)

NAME	CATEGORY	VALUE	NCAA	C-USA
O. Frazier III	Steals	73	15	2
Z. Powell	Steals	58	75	4
T. Hardy	Steals	57	86	5
O. Frazier III	Steals/game	2.2	20	2
Z. Powell	Steals/game	1.8	93	4

UTEP'S RECORD WHEN ...

Overall	18-15
Against DI	15-15
Against Non DI	3-0
Playing in OT	0-1
Playing at home	13-5
Playing on the road	2-9
Playing on a neutral court	3-1
Playing during the day	2-3
Playing at night	16-12
Playing CUSA foes (regular season only)	7-9
Playing CUSA home games	5-3
Playing CUSA road games	2-6
Playing nonconference foes	9-6
Playing nonconference home games	8-2
Playing nonconference road games	0-3
Playing neutral games	3-1
Playing on Mondays	4-0
Playing on Tuesdays	0-0
Playing on Wednesdays	2-2
Playing on Thursdays	7-4
Playing on Fridays	2-0
Playing on Saturdays	3-8
Playing on Sundays	1-1
Playing in November	5-3
Playing in December	3-3
Playing in January	3-4
Playing in February	3-5
Playing in March	4-0
Playing in the Central time zone	3-5
Playing in the Eastern time zone	1-1
Playing in the Mountain time zone	13-6
Playing in the Pacific time zone	1-3
Shooting 50% or better	8-1
Shooting 40% or better	15-7
Shooting less than 40%	1-8
Opponent shoots 50% or better	2-5
Opponent shoots 40% or better	14-13
Opponent shoots less than 40%	5-1
Shooting better than opponent	15-2
Shooting equal or worse than opponent	4-13
Scoring first	13-8
Opponent scores first	5-7
Outrebounding opponents	11-2
Tied or outrebounded	7-13
Ahead at halftime	14-4
Behind at halftime	2-10
Tied at halftime	2-1
Ahead with 5:00 to play	14-2
Behind with 5:00 to play	4-12
Tied with 5:00 to play	0-1
Committing same or less turnovers	14-10
Committing more turnovers	4-5
Having 10 or more steals	13-9
Shooting better than 70% from the line	10-3
Scoring less than 70 points	4-12
Scoring between 70-79 points	8-0
Scoring between 80-89 points	2-2
Scoring between 90-99 points	2-1
Scoring 100 points or more	2-0
Allowing less than 70 points	11-9
Allowing between 70-79 points	6-3
Allowing between 80-89 points	1-1
Allowing between 90-99 points	0-2
Games decided by five points or less	4-5
Games decided by 6-10 points	6-5
Games decided by 11-19 points	4-3
Games decided by 20+ points	4-2
Bench outscores opponent's bench	13-6
Bench is tied or outscored by opponent's	5-9



SHUT DOWN THE 3-POINTER

After Liberty knocked down nine 3-pointers, the Miners locked up Sam Houston from distance. The Bearcats were limited to connecting on just 2-10 on triples. The two treys made tied as the fewest by a UTEP opponent this season. The Orange and Blue also held I-10 rival NM State to a pair (2-19, 10.5 percent) from beyond-the-arc in the 74-49 rout on Feb. 10

INSTANT OFFENSE

Derick Hamilton has played only 21 minutes at the two CUSA Tournament games, but he has scored 19 points in that time-frame on 8-11 shooting.

HAMILTON HAS COME ON STRONG

Derick Hamilton tallied 14 points over his first 10 games played vs. DI opposition this year. In the eight contests he's appeared in since, he has come alive to tally 61 points (7.6 ppg) on a sensational 29-38 (76.3 percent) shooting. Making those figures even more impressive is that he is logging 10.4 mpg during that timeframe. Overall, he has connected on 69.7 percent (46-66) from the floor in his 21 total appearances (including non DI opponents) while producing 4.8 ppg in 6.9 mpg.

LOOKING AT OUR STATS IN THE CUSA TOURNEY

UTEP has relied heavily in **Tae Hardy** (14.5 ppg), **Corey Camper Jr.** (13.0 ppg) **Zid Powell** (10.5 ppg), **Derick Hamilton** (9.5 ppg) and **David Terrell Jr.** (8.0 ppg) in its two wins at the CUSA tourney. No other Miner is above 4.0 ppg at the event. The quintet has accounted for 111 of UTEP's 131 points in the tournament. Powell (11-15, 73.3 percent), Hardy (10-11, 90.9 percent) and Terrell Jr. (6-8, 75.0 percent) have all done lots of damage at the charity stripe. Powell also leads the team in rebounding (7.0 rpg), assists (3.0 apg) and steals (3.5 spg) in the two games. Camper Jr. (37.3 mpg), Hardy (31.5 mpg) and Powell (31.4 mpg) are all playing heavy minutes with **Otis Frazier III** (27.8 mpg) and **Calvin Solomon** (20.3 mpg) the only others above 20.0 mpg. UTEP is shooting 45.8 percent (44-96), despite being at 21.7 percent (5-23) from 3-pointers. The Miners are at 76.0 percent (38-50) from the charity stripe. UTEP is putting up 65.5 ppg while allowing 60.0 ppg. Foes have been held to 42.6 percent (43-101), including 36.7 (11-30) from 3-point range. UTEP is +5.0 (34.5-29.5) on the boards.

STEALS A PLENTY AT THE TOURNEY

Given that UTEP leads the nation in steals per game (11.5 spg), it should come as no surprise that the Miners have piled up 23 total thefts in two contests. UTEP had 11 vs. Liberty and 12 against Sam Houston. The Orange and Blue now boast 22 games this year where they have recorded at least 10 thefts.

SHOOT IT BETTER AND WIN

UTEP is 15-2 this year, including 2-0 at the CUSA Championships, when finishing with a better shooting percentage than the opposition.

NORMALLY NEED 70+ POINTS

UTEP entered the CUSA Tournament at 2-12 on the season when being held to less than 70 points in a game. The Miners, however, have advanced to their first appearance in the championship contest since 2011 despite not cracking 70 points.

CUSA HONORS POUR IN

Numerous postseason honors from Conference USA were bestowed upon the Miners, the league office revealed on March 11. **Tae Hardy** was tabbed to the All-CUSA Second Team, **David Terrell Jr.** was voted as the CUSA Freshman of the Year, **Otis Frazier III** earned placement on the five-member CUSA All-Defensive team along with securing All-CUSA Honorable-Mention accolades, and the Miners accounted for three of the five individuals on the CUSA All-Freshman Team in the form of **Trey Horton III**, **Elijah Jones** and Terrell Jr.

GET TO KNOW WKU

WKU rolled through nonconference play with a sparkling record of 11-3, which included winning its final seven contests. The Toppers opened league action at 3-4 before catching fire with five consecutive victories to improve to 8-4 within the league. They struggled a bit down the stretch with four straight losses, but they came by a combined 13 points. To say WKU, the No. 3 seed, has regained its early-season swagger since arriving in Huntsville, Ala., would be an understatement. The Toppers have cruised into the final after winning their first two contests by a combined 51 points. WKU blasted No. 6 seed NM State by 20 (89-69) in the quarterfinals before crushing No. 7 seed Middle Tennessee, 85-54, in the semifinals. The Toppers feature the top scoring offense in the league (80.7 ppg-30th NCAA). They also lead the conference in bench scoring (29.4-15th NCAA), shooting percentage (46.8-60th NCAA) and defensive rebounds per game (29.3-sixth NCAA). WKU is also among the top-100 nationally for fastbreak scoring (13.7-second CUSA/30th NCAA), field-goal percentage defense (41.3-second CUSA/44th NCAA), rebound margin (+3.2-fourth CUSA/78th NCAA), steals per game (7.5-third CUSA/75th NCAA), 3-point percentage defense (31.5-second CUSA/53rd NCAA) and turnover forced per game (14.1-third CUSA/42nd NCAA). Individually, All-CUSA First-Team honoree Don



McHenry leads the way for the Toppers with 14.9 ppg (fifth CUSA). All-CUSA Honorable-Mention honoree Brandon Newman (10.3 ppg-23rd CUSA) and Rodney Howard (10.2 ppg) join him in double figures, but there’s plenty of other firepower. Khristian Lander (9.8 ppg), All-CUSA Honorable-Mention member Tyrone Marshall (8.6 ppg), Dontaie Allen (8.3 ppg) and Babacar Faye (7.5 ppg) all produce at least 7.0 ppg CUSA All-Freshman Team member Teagan Moore provides 6.3 ppg, as does Enoch Kalambay. Newman and Faye share the team’s top spot for rebounding (5.5 rpg-tied 11th CUSA). In addition to being the top scorer, McHenry paces the unit in assists (2.4-15th CUSA). WKU has scored at least 80 points in 17 games, including both contests vs. UTEP (L, 93-87, Jan. 20, W, 90-80, Feb. 15). The Toppers have surpassed that figure in both tilts at the league tourney and four of the past five. As result of its up-tempo pace, they yield 74.2 ppg (eighth CUSA), but as covered earlier, they are second in the league and in the top-100 nationally for field-goal percentage defense. The only other area that has been a concern is committing 18.5 fouls per game (seventh CUSA/297th NCAA). Notable university alumni include Romeo Crennel (former head coach of the Cleveland Browns & KC Chiefs), the late Duncan Hines (pioneer of restaurant ratings for travelers) and the late Cordell Hull (Secretary of State under FDR).

SERIES HISTORY: WKU LEADS, 10-2

WKU leads the series, 10-2, with the Miners snapping a seven-game winning streak in the series by the Toppers in a 93-87 triumph at home on Jan. 20. That was a season high in points for UTEP. WKU avenged that setback by knocking off UTEP, 90-80, in Bowling Green, Ky., on Feb. 15. That game, which featured seven ties and five lead changes, was knotted at 65-65 with eight minutes left before the Toppers ripped off an 11-2 run to lead 76-67 with roughly five minutes to play. UTEP continued to battle but could never recover. Eight of the past 12 meetings between the programs have been decided by six points or less. This is the second straight year that the programs are locking up in the CUSA Tournament. Last season, WKU (#8 seed) knocked off the Orange and Blue (#9 seed), 73-67 in the first round. Prior to the 2022-23 campaign, the two programs had not faced each other more than once in a season. UTEP’s first win in the series came in OT (93-89, Feb. 6, 2016) in front of a capacity crowd as part of the 50-year celebration of the Miners winning the 1966 NCAA Championship vs. Kentucky, 72-65.

ALL ABOUT THAT DEFENSE

As result of giving up 60.0 ppg in the CUSA tourney, UTEP now rates fourth in CUSA and 84th nationally in scoring defense (68.8) on the year. The Miners will face a stiff test in that department in the title tilt, with WKU putting up 80.7 ppg (first CUSA/30th NCAA).

ZID IS HOT AT THE RIGHT TIME

Zid Powell has tallied double figures in points in six of the past eight contests. He has 18 double-double scoring efforts on the year, with the Miners standing 13-5 in those contests.

MR. CONSISTENCY

Tae Hardy has been the most consistent player at the offensive end for UTEP in 2023-24. He has reached double figures in scoring in both games of the CUSA Tournament, 22 of the past 25 and a team-high 29 times total this year.

A STEALS MACHINE

Otis Frazier III has been a machine all season for steals, but particularly since the turn of the calendar. He has 53 steals in 19 games (2.8 spg) since Jan. 1, with nine contests of three or more. His 73 total steals are third all time on the Miners’ single-season charts. Hall of Famer **Tim Hardaway** (93, 1988-89; 77, 1987-88) holds the top two spots in the record book for the Orange and Blue.

SHATTERING THE SCHOOL SINGLE-SEASON STEALS MARK

The Miners have piled up a school-record and counting 380 steals, blowing way past the prior school single-season standard of 288 that had been shared by the 2009-10 and 2022-23 teams. UTEP, which leads the nation in both turnovers forced per game (18.8) and steals per game (11.5) now also has the fourth-most steals in a season in CUSA history. UTEP needs six thefts vs. WKU in the championship contest to take over second place on the list. The breakdown for the most by CUSA programs (all others except UTEP now former members) in a campaign is as follows:

Team	Total	Year	GP
UAB	395	2002-03	34
Houston	385	2005-06	31
UAB	382	2004-05	33
UTEP	380	2023-24	32
UAB	371	2003-04	32

A PROUD PROGRAM

This is the 103rd season of UTEP men’s basketball. There have been 17 NCAA tournament appearances (last in 2010), including winning the 1966 NCAA Title while making history by starting five African Americans. The Orange and Blue sport 11 NIT bids (last in 2015), and 12 conference championships (last in 2010). The Miners have also won five league tournaments (last in 2005). They boast 26 seasons with at least 20+ victories (last in 2021-22). UTEP has a strong presence in the Naismith Memorial Basketball Hall of Fame with **Don Haskins**, **Nate Archibald**, **Nolan Richardson**, the **1966 team** and **Tim Hardaway** all representing UTEP.



CONFERENCE TOURNAMENT RESULTS

1984 (El Paso, Texas)

(1) UTEP 62, (4) Wyoming 55
(1) UTEP 44, (3) New Mexico 38

1985 (El Paso, Texas)

(1) UTEP 82, (6) Utah 73 (OT)
(2) San Diego State 87, (1) UTEP 81

1986 (Laramie, Wyo.)

(2) UTEP 58, (7) Colorado State 50
(2) UTEP 78, (6) San Diego State 76
(2) UTEP 65, (1) Wyoming 64

1987 (Albuquerque, N.M.)

(1) UTEP 85, (9) San Diego State 65
(4) Wyoming, 77, (1) UTEP 74

1988 (Provo, Utah)

(4) UTEP 74, (5) New Mexico 21
(4) UTEP 66, (1) BYU 63
(2) Wyoming 79, (4) UTEP 75

1989 (Salt Lake City, Utah)

(2) UTEP 88, (7) Wyoming 81 (2OT)
(2) UTEP 89, (3) New Mexico 57
(2) UTEP 73, (1) Colorado State 60

1990 (El Paso, Texas)

(4) UTEP 78, (5) New Mexico 21
(4) UTEP 57, (9) Air Force 54
(4) UTEP 75, (3) Hawaii 58

1991 (Laramie, Wyo.)

(4) Wyoming 71, (5) UTEP 67

1992 (Fort Collins, Colo.)

(2) UTEP 66, (7) Colorado State 65
(2) UTEP 83, (3) New Mexico 72
(1) BYU 73, (2) UTEP 71

1993 (Salt Lake City, Utah)

(4) UTEP 70, (5) Colorado State 65
(4) UTEP 90, (1) Utah 85 (OT)
(3) New Mexico 76, (4) UTEP 65

1994 (Salt Lake City, Utah)

(7) UTEP 72, (10) Air Force 58
(2) Fresno State 88, (7) UTEP 66

1995 (Albuquerque, N.M.)

(6) Hawaii 66, (3) UTEP 65

1996 (Albuquerque, N.M.)

(9) UTEP 77, (8) Hawaii 69*
*Hawaii won by forfeit

1999 (Las Vegas, Nev.)

(M5) SMU 65, (P4) UTEP 64

2000 (Fresno, Calif.)

(2) Fresno State 79, (7) UTEP 70

2001 (Tulsa, Okla.)

(3) UTEP 74, (6) SMU 70
(2) Tulsa 59, (3) UTEP 56

2002 (Tulsa, Okla.)

(7) Boise State 73, (10) UTEP 72 (OT)

2003 (Tulsa, Okla.)

(9) UTEP 86, (8) San Jose State 80
(1) Tulsa 81, (9) UTEP 47

2004 (Fresno, Calif.)

(2) UTEP 62, (7) Louisiana Tech 55
(2) UTEP 83, (3) Boise State 75
(1) Nevada 66, (2) UTEP 60

Semifinals
Championship

Semifinals
Championship

Quarterfinals
Semifinals
Championship

Quarterfinals
Semifinals

Quarterfinals
Semifinals
Championship

Quarterfinals
Semifinals
Championship

Quarterfinals
Semifinals
Championship

Quarterfinals

Quarterfinals
Semifinals
Championship

Quarterfinals
Semifinals
Championship

Play In
Quarterfinals

Quarterfinals

Play In

Play In

Quarterfinals

Quarterfinals
Semifinals

Play In

Play In
Quarterfinals

Quarterfinals
Semifinals
Championship

2005 (Reno, Nev.)

(2) UTEP 80, (7) Hawaii 62
(2) UTEP 85, (3) Rice 77
(2) UTEP 91, (8) Boise State 76

Quarterfinals
Semifinals
Championship

2006 (Memphis, Tenn.)

(3) UTEP 66, Southern Miss 47
(2) UAB 63, (3) UTEP 60

Quarterfinals
Semifinals

2007 (Memphis, Tenn.)

(7) Rice 77, (10) UTEP 74

First Round

2008 (Memphis, Tenn.)

(6) UTEP 71, (11) SMU 49
(6) UTEP 80, (3) Houston, 77
(7) Tulsa 64, (6) UTEP 62 (OT)

First Round
Quarterfinals
Semifinals

2009 (Memphis, Tenn.)

(5) Houston 89, (4) UTEP 85 (OT)

Quarterfinals

2010 (Tulsa, Okla.)

(1) UTEP 76, (9) UCF 54
(1) UTEP 76, (5) Tulsa 73
(7) Houston 81, (1) UTEP 73

Quarterfinals
Semifinals
Championship

2011 (El Paso, Texas)

(3) UTEP 77, (6) Marshall 65
(3) UTEP 66, (2) Tulsa 54
(4) Memphis 67, (3) UTEP 66

Quarterfinals
Semifinals
Championship

2012 (Memphis, Tenn.)

(8) UTEP 67, (9) Houston 62 (OT)
(1) Memphis 65, (8) UTEP 47

First Round
Quarterfinals

2013 (Tulsa, Okla.)

(3) UTEP 80, (6) Houston 69
(2) Southern Miss 85, (3) UTEP 67

Quarterfinals
Semifinals

2014 (El Paso, Texas)

(5) UTEP 77, (12) East Carolina 68
(4) Southern Miss 64, (5) UTEP 56

Second Round
Quarterfinals

2015 (Birmingham, Ala.)

(2) UTEP 83, (10) FIU 71
(4) UAB 73, (2) UTEP 62 (OT)

Quarterfinals
Semifinals

2016 (Birmingham, Ala.)

(6) UTEP 85, (11) FIU 77
(3) Marshall 87, (6) UTEP 85

Second Round
Quarterfinals

2017 (Birmingham, Ala.)

(4) UTEP 86, (5) Rice 76
(1) Middle Tennessee 82, (4) UTEP 56

Quarterfinals
Semifinals

2018 (Frisco, Texas)

(5) UTSA 71, (12) UTEP 58

First Round

2020 (Frisco, Texas)

(6) Marshall 86, (11) UTEP 78

First Round

2021 (Frisco, Texas)

(4E) FAU 76, (5W) UTEP 70

First Round

2022 (Frisco, Texas)

(4W) UTEP 74, (5E) Old Dominion 64
(1E) Middle Tennessee 66, (4W) UTEP 59 (OT)

First Round
Quarterfinals

2023 (Frisco, Texas)

(8) WKU 73, (9) UTEP 67

First Round

2024 (Huntsville, Ala.)

(5) UTEP 66, (4) Liberty 57
(5) UTEP 65, (1) Sam Houston 63

Quarterfinals
Semifinals

1984-2005, WAC Tournament
2006-present, Conference USA Tournament



CONFERENCE TOURNAMENT RECORDS

INDIVIDUAL - SINGLE GAME

Points..... 38, Stefon Jackson vs. Houston (3-12-09)
 Rebounds..... 17, Arnett Moultrie vs. Houston (3-12-09)
 Assists..... 12, Jacques Streeter vs. Houston (3-14-13)
 Blocks 7, David Van Dyke vs. Colorado State (3-12-92)
 Steals **5, Zid Powell vs. Sam Houston (3-15-24)**
 5, Marvin Kilgore vs. Tulsa (3-14-08)
 5, Tim Hardaway vs. Wyoming (3-9-89)
 5, Tim Hardaway vs. Wyoming (3-12-88)
 Field Goals Made... 13, Tim Hardaway vs. New Mexico (3-10-89)
 Field Goal Attempts 26, Stefon Jackson vs. Houston (3-12-09)
 Field Goal Percentage (5 made)
 1.000 (6-6), John Bohannon vs. East Carolina (3-12-14)
 1.000 (5-5), Omega Harris vs. FIU (3-12-15)
 Free Throws Made 15, Eddie Rivera vs. Utah (3-12-93)
 Free Throw Attempts.... 20, Dave Feitl vs. San Diego State (3-9-85)
 Free Throw Percentage (8 made)
 1.000 (14-14), Omar Thomas vs. Rice (3-11-05)
 1.000 (12-12), Lee Moore vs. FIU (3-9-16)
 1.000 (11-11), Giovanni St. Amant vs. San Jose State (3-11-03)
 1.000 (9-9), Earvin Morris vs. FIU (3-9-16)
 1.000 (9-9), Jeremy Williams vs. UCF (3-11-10)
 1.000 (9-9) Dave Feitl vs. San Diego State (3-9-85)
 1.000 (8-8), Cedrick Lang vs. FIU (3-12-15)
 1.000 (8-8) Greg Foster vs. Air Force (3-9-90)
 1.000 (8-8) Prince Stewart vs. Wyoming (3-9-89)
 Three-Point Field Goals Made
 7, Randy Culpepper vs. SMU (3-12-08)
 7, Omar Duran vs. San Jose State (3-11-03)
 Three-Point Field Goal Attempts.....
 13, Randy Culpepper vs. SMU (3-12-08)
 Three-Point Field Goal Pct. (4 made)
 1.000 (4-4), Julian Washburn vs. FIU (3-12-15)
 Minutes 49, Tim Hardaway vs. Wyoming (3-9-89)

INDIVIDUAL - TOURNAMENT

Points..... 72 (three games, 24.0 ppg) Eddie Rivera 1993
 Rebounds..... 29 (three games, 9.7 rpg), Julyan Stone 2011
 29 (three games, 9.7 prg), Greg Foster 1989
 Assists..... 24 (three games, 8.0 apg), Filberto Rivera 2005
 Blocks 11 (three games, 3.7 bpg), David Van Dyke 1992
 Steals 11 (three games, 3.7 spg), Tim Hardaway 1989
 Field Goals Made..... 21 (three games), Randy Culpepper 2010
 21 (three games), Stefon Jackson 2008
 Field Goal Attempts 58 (three games), Tim Hardaway 1989
 Free Throws Made 24 (three games), Omar Thomas 2005
 Free Throw Attempts..... 29 (two games), Dave Feitl 1985
 Three-Point Field Goals Made
 9 (three games), Randy Culpepper 2008
 9, (three games), Chris Craig 2004
 Three-Point Field Goal Attempts
 26 (three games), Randy Culpepper 2008
 Minutes 125 (three games, 41.7 mpg), Tim Hardaway 1989

TEAM-SINGLE GAME

Points (regulation game)..... 91, vs. Boise State (3-12-05)
 Points (overtime game)..... 90, vs. Utah (3-12-93)
 Rebounds..... 54, vs. Houston (3-12-09)
 Assists..... 22 vs. Rice (3-11-05)
 Blocks 10, vs. Marshall (3/11/20)
 10, vs. FIU (3-12-15)
 Steals 14, vs. San Diego State (3-5-87)
 Field Goals Made..... 39, vs. New Mexico (3-10-89)
 Field Goal Attempts 80, vs. Houston (3-12-09)
 Field Goal Percentage..... 61.0, vs. FIU (3-12-15)
 Free Throws Made 29, vs. San Diego State (3-9-85)
 Free Throw Attempts..... 41, vs. San Diego State (3-9-85)
 Free Throw Percentage (10 att.) 90.9 (20-22), vs. Hawaii (3-10-05)
 Three-Point Field Goals Made 12, vs. SMU (3-12-08)
 Three-Point Field Goal Attempts..... 27, vs. UTSA (3-7-18)
 Three-Point Field Goal Pct. (5 made) 66.7, vs. FIU (3-12-15)

Active players in **bold**

1984-2005, WAC Tournament

2006-present, Conference USA Tournament

UTEP IN THE CONFERENCE TOURNAMENT

Appearances..... 38
 Overall record..... 43-32
 Appearances in championship game 13
 (1984, 1985, 1986, 1988, 1989, 1990, 1992, 1993, 2004,
 2005, 2010, 2011, 2024)
 Titles 5
 (1984, 1986, 1989, 1990, 2005)

Record by Seed

(1)..... 6-3
 (2)..... 14-3
 (3)..... 5-5
 (4)..... 9-6
 (5)..... 3-3
 (6)..... 3-2
 (7)..... 1-2
 (8)..... 1-1
 (9)..... 1-3
 (10)..... 0-2
 (11)..... 0-1
 (12)..... 0-1

Record by Round

Play-in 2-3
 First Round 3-5
 Second Round 2-0
 Quarterfinals 17-10
 Semifinals 13-7
 Championship..... 5-7

Record by Site

Albuquerque, N.M. 1-3
 Birmingham, Ala. 3-3
 El Paso, Texas..... 9-3
 Frisco, Texas..... 1-5
 Fresno, Calif..... 2-2
 Fort Collins, Colo..... 2-1
 Huntsville, Ala. 2-0
 Laramie, Wyo. 3-1
 Las Vegas, Nev. 0-1
 Memphis, Tenn. 4-5
 Provo, Utah..... 2-1
 Reno, Nev. 3-0
 Salt Lake City, Utah..... 6-2
 Tulsa, Okla. 5-5



GAME 34: UTEP vs. WKU 2023-24 ROSTERS

NUMERICAL

NO.	NAME	POS	HT	WT	CL	EXP	HOMETOWN (PREVIOUS SCHOOL)
0	Zid Powell	G	6-4	204	SR	TR	Philadelphia, Pa. (Buffalo)
1	Jon Dos Anjos	F	6-8	205	SR	1L	Curitiba, Brazil (Florida SouthWestern College)
2	Tae Hardy	G	6-3	190	SR	1L	Ellenwood, Ga. (Southern Miss)
3	Baylor Hebb	G	6-2	185	JR	TR	Colleyville, Texas (Colorado State)
4	Corey Camper Jr.	G	6-5	185	JR	TR	Little Rock, Ark. (Tyler JC)
5	David Terrell Jr.	G	6-4	190	FR	HS	Dallas, Texas (Mansfield Summit HS)
11	Trey Horton III	G	6-5	208	FR	HS	Charlotte, N.C. (Providence Day School)
13	Calvin Solomon	F	6-7	205	SR	1L	Houston, Texas (Stephen F. Austin)
15	Antwon Holmes	G	6-3	170	SO	1L	El Paso, Texas (Chapin HS)
20	Garrett Levesque	G	6-6	205	JR	RS	El Paso, Texas (Tarleton State)
21	Sebastian Cole	G	6-1	170	JR	TR	Aurora, Colo. (Otero College)
23	Otis Frazier III	G/F	6-6	212	JR	1L	Buckeye, Ariz. (George Mason)
32	Derick Hamilton	F	6-10	270	JR	1L	Baton Rouge, La. (Bossier Parish CC)
33	Elijah Jones	F	6-8	205	FR	RS	Pleasantville, N.J. (East Carolina)
34	Kevin Kalu	F	6-9	238	JR	2L	Baltimore, Md. (Our Lady of Mount Carmel School)

ALPHABETICAL

NO.	NAME	POS	HT	WT	CL	EXP	HOMETOWN (HS/PREVIOUS SCHOOL)
4	Corey Camper Jr.	G	6-5	185	JR	TR	Little Rock, Ark. (Tyler JC)
21	Sebastian Cole	G	6-1	170	JR	TR	Aurora, Colo. (Otero College)
1	Jon Dos Anjos	F	6-8	205	SR	1L	Curitiba, Brazil (Florida SouthWestern College)
23	Otis Frazier III	G/F	6-6	212	JR	1L	Buckeye, Ariz. (George Mason)
32	Derick Hamilton	F	6-10	270	JR	1L	Baton Rouge, La. (Bossier Parish CC)
2	Tae Hardy	G	6-3	190	SR	1L	Ellenwood, Ga. (Southern Miss)
3	Baylor Hebb	G	6-2	185	JR	TR	Colleyville, Texas (Colorado State)
15	Antwon Holmes	G	6-3	170	SO	1L	El Paso, Texas (Chapin HS)
11	Trey Horton III	G	6-5	208	FR	HS	Charlotte, N.C. (Providence Day School)
33	Elijah Jones	F	6-8	205	FR	RS	Pleasantville, N.J. (East Carolina)
34	Kevin Kalu	F	6-9	238	JR	2L	Baltimore, Md. (Our Lady of Mount Carmel School)
20	Garrett Levesque	G	6-6	205	JR	RS	El Paso, Texas (Tarleton State)
0	Zid Powell	G	6-4	204	SR	TR	Philadelphia, Pa. (Buffalo)
13	Calvin Solomon	F	6-7	205	SR	1L	Houston, Texas (Stephen F. Austin)
5	David Terrell Jr.	G	6-4	190	FR	HS	Dallas, Texas (Mansfield Summit HS)

HEAD COACH: Joe Golding (Abilene Christian '99)

ASSOCIATE HEAD COACH: Jeremy Cox (Mesa State College '91) **ASSISTANT COACHES:** Earl Boykins (Eastern Michigan '98), Bryen Spriggs (Slippery Rock University '10)

CHIEF OF STAFF: Austin Cox (Southern Miss '16) **ASSISTANT COACH** Kevin Kaerwer (Central College '14)

ASSISTANT COACH: Rian Stubbs (Hardin-Simmons '13)

STARTERS RETURNING (3)

#	NAME	POS.	CL.
23	Otis Frazier III	G/F	Jr.
2	Tae Hardy	G	Sr.
13	Calvin Solomon	F	Sr.

STARTERS LOST (2)

#	NAME	POS.	CL.
13	Shamar Givance	G	Sr.
21	Ze'Rik Onyema	F	Jr.

LETTER WINNERS RETURNING (7)

#	NAME	POS.	CL.
1	Jon Dos Anjos	F	Sr.
23	Otis Frazier III	G/F	Jr.
32	Derick Hamilton	F	So.
2	Tae Hardy	G	Sr.
15	Antwon Holmes	G	So.
34	Kevin Kalu	F	Jr.
13	Calvin Solomon	F	Sr.

LETTER WINNERS LOST (6)

#	NAME	POS.	CL.
13	Shamar Givance	G	Sr.
11	Carlos Lemus	G	So.
4	Mario McKinney Jr.	G	Jr.
21	Ze'Rik Onyema	F	Jr.
12	Jamari Sibley	G	r-So.
3	Malik Zachery	G	Jr.

REDSHIRTS RETURNING (2)

#	NAME	POS.	CL.
20	Garrett Levesque	G	Jr.
33	Elijah Jones	F	R-Fr.

NEWCOMERS (6)

#	NAME	POS.	CL.
4	Corey Camper Jr.	G	Fr.
21	Sebastian Cole	G	Jr.
3	Baylor Hebb	G	Jr.
11	Trey Horton	G	Fr.

0	Zid Powell	G	Sr.
5	David Terrell Jr.	G	Fr.

RETURNING STAT LEADERS

POINTS: Tae Hardy* (12.8 ppg)
REBOUNDS: Calvin Solomon* (6.0 rpg)
ASSISTS: Calvin Solomon (2.0 apg)
BLOCKS: Calvin Solomon (0.4 bpg)
FG%: Tae Hardy* (43.0%)
3FG%: Tae Hardy* (32.4%)
FT%: Tae Hardy (63.3%)

*Led 2022-23 team

Minimum 4.5 FG made/game
 3-point% based on made/game
 Minimum 2.0 FT made/game

PRONUNCIATIONS

Jon **DOS ANJOS** - DOCE AHN-JOCE

Kevin **KALU** - CAL-ooH

Garrett **LEVESQUE** - Luh-VECK

TAE Hardy - Tay





UTEP Head Coach

Joe GOLDING

Abilene Christian '99

Third Season at UTEP
25th Season as a Coach

Joe Golding, who led Abilene Christian to the NCAA Tournament in two of his final three seasons with the program and an upset win over third-seed Texas in the 2021 "Big Dance" was appointed the 20th head coach in UTEP men's basketball history on April 13, 2021.

In 2022-23 he had to overhaul the roster after the Miners returned just one starter and three letterwinners total from a 20-win team a year prior. UTEP managed a 14-18 record, including a 67-64 victory against NM State on Nov. 12 for its first win against the Aggies in three years. That was the start of a five-game winning streak, which was aided by back-to-back OT triumphs. UTEP's five straight victories in November were the longest in the month in four years, which was aided by a mark of 3-0 in the inaugural Jim Forbes Classic Presented by Speaking Rock.

The Miners came within a point of winning the WestStar Don Haskins Sun Bowl Invitational, falling 47-46 to eventual NCAA Tournament participant Kent State on Dec. 22. UTEP experienced a tough 1-4 stretch early in league play, with those four setbacks by a combined 14 points. The Miners remained resilient on the way to forging seven league triumphs, capped by a 77-65 "Senior Day" triumph against Middle Tennessee on March 4.

Golding experienced immediate success in his first year on the sidelines with the Orange and Blue, directing the Miners to their first 20-win season (20-14) since going 22-11 in 2014-15. UTEP earned a spot in The Basketball Classic for its first postseason appearance since 2015. The Miners defeated Western Illinois, 80-54, on March 19 for their first postseason win since 2009. UTEP was 11-7 in league play, securing the first winning record in conference action since forging a mark of 12-6 in 2016-17. That was aided by winning 10 of 14 down the stretch, including halting back-to-back C-USA West Division Champion North Texas' 15-game winning streak, 70-68, on "Senior Day" on March 5. The Miners then went on to defeat Old Dominion, 74-64, on March 9 for their first victory at the C-USA Championships in five years.

Golding's charges achieved notable success on the road, compiling their most road wins (seven) since going 8-2 in 2013-14. UTEP (5-4) had its first winning record on the road in league play since 2016-17, and the five league road wins surpassed its total (four) of such games from the prior three seasons combined.

The Miners registered their first road win at LA Tech since 2004, at New Mexico since 2009, at ODU since 2015 and at UTSA since 2015. They also secured the first road sweep of the LA Tech and Southern Miss trip in six years.

UTEP enjoyed a six-game winning streak in conference play (Jan. 15 to Feb. 5), which was the longest since also posting six straight C-USA victories in 2016.

With the Miners finishing at 20-14, Golding joined Don Haskins (18-6, 1961-62), Doc Sadler (27-8, 2004-05) and Tim Floyd (25-10, 2010-11) as the only coaches in program history to have a winning season in their first year on the sidelines. Overall, the prior 19 head coaches combined to forge an average record of 9-13 in their first year with UTEP. Individually, Souley Boum (second team) and Jamal Bieniemy (third team) both earned All-Conference USA accolades. Boum was also a NABC All-District honoree.

Golding, 48, performed a remarkable turnaround at ACU after shepherding the Wildcats' transition from Division II to Division I. He guided the Wildcats to a record of 158-144 in 10 seasons at the helm of the program (2011-2021), including a 71-23 mark over the last three years. ACU chalked up three consecutive 20-win seasons, finishing with a 27-7 mark in 2018-19, the most wins in program history. ACU finished 20-11 overall and 15-5 in league play during the 2019-20 season before the postseason was canceled due to the emergence of the COVID-19 pandemic. It marked just the second time in program history that the team put together back-to-back 20-win seasons including the postseason; the first came during coach Golding's playing days.

Golding directed ACU to a 24-5 overall record and a 13-2 Southland Conference mark during the 2020-21 campaign. The Wildcats claimed the Southland Conference tournament title, and the first NCAA Tournament win in program history when #14 seed ACU shocked the heavily favored Longhorns, 53-52, in the first round on March 20. Golding was named the NABC District 22 co-Coach of the Year, while Koltan Kohl was selected to the All-District 22 first team. Kohl was also named to the 2020-21 All-Southland Conference first team, while Joe Pleasant earned second team All-League honors and Coryon Mason garnered third team recognition. Damien Daniels, Reggie Miller and Mason were also tabbed to the league All-Defensive team.

Golding, who played point guard at ACU from 1994-98, took over as the head coach at his alma mater in 2011. In his first season, the Wildcats were 12-16 overall and 4-14 in the Lone Star Conference. ACU began competing at the Division I level during the 2013-14 season. Four years later, they reached the postseason (College Insider Tournament) and, the year after that, they were in the Big Dance.

Golding's teams have also excelled in the classroom with a perfect 1,000 Academic Progress Rate (APR) in each of the last four years, and a 3.2 grade point average this season. Every one of his players who exhausted their eligibility graduated from ACU. Golding's first coaching job was as a varsity assistant at South Garland High School, where he helped the team to back-to-back Class 5A playoff appearances. He spent the 2001-02 season as an assistant coach at Seminole Junior College before taking the head coaching job at Sachse High School. During the program's first years at the 5A level, Golding led the team to a 15-14 record in 2002-03 and an 18-10 mark in 2003-04. Golding spent the 2004-05 season as an assistant coach at Collin County Community College, and the next three seasons (2005-08) as the top assistant to head coach Jason Copeland at ACU before joining head coach Steve Shields' staff at Arkansas Little Rock. His three years at UALR (2008-11) produced a Sun Belt Conference title and an appearance in the NCAA Tournament.

Golding was a four-year letterwinner at ACU from 1994-98, playing in all 108 games, and was given the Teague Point Guard Award as a senior. He shot 46 percent from the floor over his four-year career, and averaged 4.2 assists per game. He graduated from ACU with a bachelor's degree in exercise and sport science in May of 1999.

Golding and his wife, Amanda, have two sons, Cason and Chase.

Golding File

Personal

Hometown: Wichita Falls, Texas

Education

College: Abilene Christian

Playing Experience

1994-98: Abilene Christian

Coaching Experience

2021-Present: UTEP

Head Coach

2011-21: Abilene Christian

Head Coach

2008-11: Arkansas-Little Rock

Assistant Coach

2005-08: Abilene Christian

Assistant Coach

2004-05: Collin County CC

Assistant Coach

2002-04: Sachse HS

Head Coach

2001-02: Seminole JC

Assistant Coach

1999-01: South Garland HS

Assistant Coach

Career Record:

Overall: 210-191 (13th year)

At UTEP: 52-47 (Third year)

COACH GOLDING VS...

Abilene Christian	0-1
Air Force	1-0
Alcorn State	1-0
Angelo State	3-1
Arkansas	0-1
Arkansas Pine Bluff	1-0
Arkansas State	1-1
Arlington Baptist	6-0
Austin Peay	2-0
Bacone	1-0
Boise State	0-1
Bowling Green	1-0
Bradley	0-2
Cal	1-0
Campbell	2-0
Cameron	0-4
Central Arkansas	9-4
Champion Christian	1-0
Charleston Southern	1-1
Charlotte	1-2
Chicago State	1-0
Colorado State	0-1
CSU Bakersfield	1-0
Dallas Baptist	2-2
Dallas Christian	3-0
Denver	1-0
DePaul	0-1
Drake	0-2
Drexel	0-1
Duquesne	0-2
East Central	1-0
Eastern New Mexico	1-3
Elon	1-0
ETSU	1-0

Florida A&M	2-0
Florida Atlantic	1-2
FIU	4-1
Florida Tech	1-0
Grand Canyon	0-1
Hardin-Simmons	1-0
Houston Baptist	9-3
Hillsdale Baptist	3-0
Houston	0-1
Howard Payne	6-0
Incarnate Word	10-10
Iowa	0-1
Jarvis Christian	1-0
Jax State	2-1
Kansas	0-1
Kent State	0-1
Kentucky	0-1
Lamar	10-3
Lipscomb	0-2
Loyola Chicago	0-1
LA Tech	2-4
Liberty	2-1
LMU (Calif.)	0-1
Marshall	0-1
Maryland	0-1
McMurry	3-0
McNeese State	4-3
Middle Tennessee	2-4
Midwestern State	0-4
Nebraska	0-1
New Hampshire	1-1
New Mexico	1-1
NM State	2-4
New Orleans	5-4
Nicholls	4-4
NC A&T	1-0
NC Central	1-0
Norfolk State	1-0
Northern New Mexico	5-0
Northwestern State	5-2
North Texas	1-3
Oakland	0-1
Oklahoma	0-1
Old Dominion	2-0
Omaha	1-0
Open Bible College	2-0
Oral Roberts	0-1
Oregon	0-1
Pacific	2-0
Paul Quinn College	1-0
Pepperdine	0-2
Portland	0-1
Randall	2-0
Rice	2-2
Rollins (Fla.)	0-1
Sacramento State	1-1
Sam Houston	6-11
San Francisco	0-1
Schreiner	4-0
Seattle U	0-1
SE Louisiana	6-9
SE Missouri State	2-0
SFA	4-8
SMU	0-1
South Carolina State	1-0
Southwest Adventist	3-0
Southern Miss	2-0
Southern Utah	0-1
St. Bonaventure	0-1
Sul Ross State	2-0
Tarleton State	1-4
TCU	0-2
Texas	1-1
Texas A&M CC	7-10
Texas A&M Commerce	2-2
Texas A&M International	0-1
Texas A&M Kingsville	1-3
Texas State	1-1
Texas Tech	0-3
Towson	0-1
Truman State	1-0
Tulsa	0-1
UAB	0-4
UCLA	0-1
UC Riverside	1-3
UC Santa Barbara	1-0
University of the Southwest	1-0
UNLV	0-1
USAO	1-0
UTSA	6-3
USC Upstate	0-1
UTPB	2-0
West Alabama	0-1
West Texas A&M	1-3
Western Illinois	1-0
WKU	1-4
Western New Mexico	3-0
Wichita State	0-1
Wyoming	1-0
Xavier	0-1
York (Nebraska)	1-0

2023-24 opponents are in **BOLD**



CAREER HIGHS

#4 COREY CAMPER JR.

PTS: _____ 21, at Liberty (3/2/24)
 REB: _____ 7, Liberty (2/3/24)
 AST: _____ 5, at Abilene Christian (12/17/13)
 STL: _____ 4, at Abilene Christian (12/17/23)
 BLK: _____ 1, 9X, last, at Middle Tennessee (2/17/24)
 FGM: _____ 9, at Liberty (3/2/24)
 FGA: _____ 15, at Liberty (3/2/24)
 3PM: _____ 3, 2X, last, at WKU (2/15/25)
 3PA: _____ 7, 2X, last, at WKU (2/15/25)
 FTM: _____ 6, 2X, last, WKU (1/20/24)
 FTA: _____ 8, Jax State (2/1/24)
 MIN: _____ 39, vs. Sam Houston (3/15/24)

#21 SEBASTIAN COLE

PTS: _____ 10, USAO (11/9/23)
 REB: _____ 2, at LMU (11/25/23)
 AST: _____ 4, USAO (11/9/23)
 STL: _____ 2, USAO (11/9/23)
 BLK: _____ None
 FGM: _____ 4, USAO (11/9/23)
 FGA: _____ 6, WNMU (12/4/23)
 3PM: _____ 2, USAO (11/9/23)
 3PA: _____ 4, WNMU (12/9/23)
 FTM: _____ 2, Seattle U (12/30/23)
 FTA: _____ 2, Seattle U (12/30/23)
 MIN: _____ 20, WNMU (12/9/23)

#1 JON DOS ANJOS

PTS: _____ 14, at Middle Tennessee (2/17/24)
 REB: _____ 8, 2X, last, McMurry (11/6/23)
 AST: _____ 1, 14X, last, at Jax State (2/29/24)
 STL: _____ 2, at Charlotte (1/16/23)
 BLK: _____ 1, 5X, last, FIU (3/7/24)
 FGM: _____ 6*, Westcliff (11/5/19)
 FGA: _____ 11, at Middle Tennessee (2/17/24)
 3PM: _____ 4, at Middle Tennessee (2/17/24)
 3PA: _____ 6, 2X, last, at Middle Tennessee (2/17/24)
 FTM: _____ 4*, Pepperdine (2/1/20)
 FTA: _____ 6, NNMC (12/3/22)
 MIN: _____ 28*, Colorado State (11/16/19)
 *With Loyola Marymount Calif. (2019-20)

#23 OTIS FRAZIER III

PTS: _____ 24, at Jax State (2/29/24)
 REB: _____ 10, WNMU (12/4/23)
 AST: _____ 6, WKU (1/20/24)
 STL: _____ 8+, MT (1/18/24)
 BLK: _____ 2, 4X, last, at Jax State (2/29/24)
 FGM: _____ 9, Sul Ross State (11/15/22)
 FGA: _____ 15, at Jax State (2/29/24)
 3PM: _____ 3, 2X, last, Sam Houston (2/24/24)
 3PA: _____ 5, 3X, last, at Jax State (2/29/24)
 FTM: _____ 9, Texas A&M-CC (11/29/23)
 FTA: _____ 14, Texas A&M-CC (11/29/23)
 MIN: _____ 44, at UAB (12/29/22)
 + Tied school record

#32 DERICK HAMILTON

PTS: _____ 16, LA Tech (2/22/24)
 REB: _____ 7, vs. Sam Houston (3/15/24)
 AST: _____ 1, 4X, last, vs. Sam Houston (3/15/24)
 STL: _____ 1, 8X, last, Liberty (3/14/24)
 BLK: _____ 1, 5X, last, vs. Sam Houston (3/15/24)
 FGM: _____ 8, LA Tech (2/22/24)
 FGA: _____ 10, LA Tech (2/22/24)
 3PM: _____ None
 3PA: _____ 1, WNMU (12/4/23)
 FTM: _____ 5, NNMC (12/3/22)
 FTA: _____ 6, USAO (11/9/23)
 MIN: _____ 19, LA Tech (2/22/24)

#2 TAE HARDY

PTS: _____ 32*, FAU (2/27/21)
 REB: _____ 7*, at Jacksonville (11/28/20)
 AST: _____ 10, McMurry (11/6/23)
 STL: _____ 5, 2X, last, vs. Cal, (11/20/23)
 BLK: _____ 2, Sul Ross State (11/15/22)
 FGM: _____ 10, 3X, last, at NM State (1/4/24)
 FGA: _____ 23, at Middle Tennessee (2/17/24)
 3PM: _____ 6, 2X, last, FIU (3/7/24)
 3PA: _____ 10, at NM State (1/4/24)
 FTM: _____ 10, Alcorn State (11/22/22)
 FTA: _____ 14, Alcorn State (11/22/22)
 MIN: _____ 49, Alcorn State (11/22/22)
 *With Southern Miss (2020-22)

#3 BAYLOR HEBB

PTS: _____ 17*, ST. Francis (12/22/20)
 REB: _____ 5+, 2X, last at Air Force (2/7/23)
 AST: _____ 6+, Weber State (11/14/22)
 STL: _____ 3+, at St. Mary's (12/18/22)
 BLK: _____ 1*, 3X, last, Weber State (11/14/22)
 FGM: _____ 6*, ST. Francis (12/22/20)
 FGA: _____ 9*, ST. Francis (12/22/20)
 3PM: _____ 2*, ST. Francis (12/22/20)
 3PA: _____ 3, 4X, last, at Sam Houston (1/27/24)
 FTM: _____ 4, 3X, last, Wyoming (12/21/23)
 FTA: _____ 7*, Lewis (12/5/20)
 MIN: _____ 32+, at Air Force (2/7/23)
 *With Loyola-Chicago (2020-21)
 +With Colorado State (2021-23)

#15 ANTWONNE HOLMES

PTS: _____ 1, 2X, last, at (RV) FAU (2/25/23)
 REB: _____ 1, 2X, last, at (RV) FAU (2/25/23)
 AST: _____ None
 STL: _____ None
 BLK: _____ None
 FGM: _____ None
 FGA: _____ 3, NNMC (12/3/22)
 3PM: _____ None
 3PA: _____ 2, Sul Ross State (11/15/22)
 FTM: _____ 1, 2X, last, at (RV) FAU (2/25/23)
 FTA: _____ 4, Sul Ross State (11/15/22)
 MIN: _____ 13, NNMC (12/3/22)

#11 TREY HORTON III

PTS: _____ 14, at FIU (1/13/24)
 REB: _____ 4, WNMU (12/4/23)
 AST: _____ 4, USAO (11/9/23)
 STL: _____ 2, 2X, last, at Middle Tennessee (2/17/24)
 BLK: _____ 1, WNMU (12/4/23)
 FGM: _____ 5, at FIU (1/13/24)
 FGA: _____ 7, Jax State (2/1/24)
 3PM: _____ 4, at FIU (1/13/24)
 3PA: _____ 6, Jax State (2/1/24)
 FTM: _____ 3, 2X, last, WNMU (12/4/23)
 FTA: _____ 4, last, WNMU (12/4/23)
 MIN: _____ 19, 2X, last, Chicago State (1/7/24)

#33 ELIJAH JONES

PTS: _____ 19, 2X, last, USAO (11/9/23)
 REB: _____ 6, UC Santa Barbara (11/13/23)
 AST: _____ 1, 4X, last, NM State (2/10/24)
 STL: _____ 3, USAO (11/9/23)
 BLK: _____ 3, McMurry (11/6/23)
 FGM: _____ 8, 2X, last, USAO (11/9/23)
 FGA: _____ 9, USAO (11/9/23)
 3PM: _____ 3, McMurry (11/6/23)
 3PA: _____ 3, 2X, last, Seattle U (12/30/23)
 FTM: _____ 3, UC Santa Barbara (11/13/23)
 FTA: _____ 3, 2X, last, UC Santa Barbara (11/13/23)
 MIN: _____ 21, UC Santa Barbara (11/13/23)

#34 KEVIN KALU

PTS: _____ 13, Sul Ross State (11/15/22)
 REB: _____ 13, USAO (11/9/23)
 AST: _____ 2, McNeese (12/16/21)
 STL: _____ 3, NM State (2/10/24)
 BLK: _____ 2, 7X, last, at Liberty (3/2/24)
 FGM: _____ 5, Sul Ross State (11/15/22)
 FGA: _____ 7, 3X, last, at Oregon (12/9/23)
 3PM: _____ None
 3PA: _____ None
 FTM: _____ 5, at WKU (2/15/25)
 FTA: _____ 9, at WKU (2/15/25)
 MIN: _____ 34, at UAB (12/29/22)

#20 GARRETT LEVESQUE

PTS: _____ 2, 4X, last, WNMU (12/4/23)
 REB: _____ 4, McMurry (11/6/23)
 AST: _____ 3, McMurry (11/6/23)
 STL: _____ 1, 3X, last, at Middle Tennessee (2/17/24)
 BLK: _____ 1, Seattle U (12/30/23)
 FGM: _____ 1, 3X, last, WNMU (12/4/23)
 FGA: _____ 2, 2X, last, McMurry (11/6/23)
 3PM: _____ None
 3PA: _____ 1, 2X, last, at Abilene Christian (12/17/13)
 FTM: _____ 2*, at Utah Valley (1/1/22)
 FTA: _____ 2, 4X, last, Sam Houston (2/24/24)
 MIN: _____ 10, WNMU (12/4/23)
 *With Tarleton State (2021-22)

#0 ZID POWELL

PTS: _____ 32, Wyoming (12/21/23)
 REB: _____ 10*, Bowling Green (1/17/23)
 AST: _____ 6, 3X, last, LA Tech (2/22/24)
 STL: _____ 8*, at Miami University (1/10/23)
 BLK: _____ 2, 4X, last, Texas A&M-CC (11/29/23)
 FGM: _____ 11*, Bowling Green (1/17/23)
 FGA: _____ 19*, Bowling Green (1/17/23)
 3PM: _____ 2, 6X, last, Sam Houston (2/24/24)
 3PA: _____ 8*, at Kent State (1/27/23)
 FTM: _____ 14, Wyoming (12/21/23)
 FTA: _____ 18, Wyoming (12/21/23)
 MIN: _____ 35, 2X, last Wyoming (12/21/23)
 *With Buffalo (2022-23)

#13 CALVIN SOLOMON

PTS: _____ 18, vs. WKU (3/8/23)
 REB: _____ 13*, LSU-Alexandria, (12/6/20)
 AST: _____ 7, Austin Peay (11/17/23)
 STL: _____ 6*, A&M- Corpus Christi (2/10/21)
 BLK: _____ 3, 5X, last time, Texas A&M-CC (11/29/23)
 FGM: _____ 8, vs. WKU (3/8/23)
 FGA: _____ 15, vs. WKU (3/8/23)
 3PM: _____ 1*, 10 times
 3PA: _____ 3, Rice (12/31/22)
 FTM: _____ 11*, Lamar (1/17/22)
 FTA: _____ 13*, Lamar (1/17/21)
 MIN: _____ 40*, at Lamar (2/27/21)
 *With Stephen F. Austin (2019-22)

#5 DAVID TERRELL JR.

PTS: _____ 12, NM State (2/10/24)
 REB: _____ 5, 2X, last, NM State (2/10/24)
 AST: _____ 6, USAO (11/9/23)
 STL: _____ 4, 2X, last, at Sam Houston (1/27/24)
 BLK: _____ 2, McMurry (11/6/23)
 FGM: _____ 5, McMurry (11/6/23)
 FGA: _____ 12, NM State (2/10/24)
 3PM: _____ 1, 3X, last, LA Tech (2/22/24)
 3PA: _____ 3, NM State (2/10/24)
 FTM: _____ 6, Jax State (2/1/24)
 FTA: _____ 7, Jax State (2/1/24)
 MIN: _____ 33, Jax State (2/1/24)



2023-24 RESULTS & GAME LEADERS

OPPONENT	DATE	SCORE	ATT	POINTS	REBOUNDS	ASSISTS	STEALS	BLOCKED SHOTS
(November 5-3)								
McMurry	11/6/23	W, 120-71	3,728	Jones (19)	Dos Anjos (8)	Hardy (10)	Frazier III/Solomon (4)	Jones (3)
USAO	11/9/23	W, 123-72	3,514	Jones (19)	Kalu (13)	Terrell Jr. (6)	Frazier III (4)	Kalu (2)
UC Santa Barbara	11/13/23	W, 89-76	7,121	Powell (23)	Solomon (12)	Hardy (8)	Frazier III (3)	Three players (1)
Austin Peay	11/17/23	W, 71-63	4,871	Hardy (25)	Frazier III (9)	Solomon (7)	Powell (3)	Two players (1)
vs. Cal \$	11/20/23	W, 75-72	529	Hardy (16)	Powell (6)	Two players (3)	Hardy (5)	Solomon (2)
vs. Bradley \$	11/22/23	L, 59-63	499	Hardy (15)	Kalu (7)	Solomon (4)	Hardy (3)	Two players (1)
at LMU	11/25/23	L, 47-67	750	Hardy (12)	Powell (6)	Three players (2)	Eight players (1)	Kalu (2)
Texas A&M-CC	11/29/23	L, 63-67	4,671	Frazier III (16)	Powell (8)	Two players (4)	Kalu (2)	Solomon (3)
(December 3-3)								
Western New Mexico	12/4/23	W, 90-62	3,656	Powell (14)	Frazier III (10)	Hardy (4)	Hardy (4)	Eight players (1)
at Oregon	12/9/23	L, 49-71	5,084	Hardy (16)	Frazier III (6)	Powell (3)	Two players (2)	Two players (1)
at Abilene Christian & Norfolk State #	12/17/23	L, 82-88	1,469	Hardy (22)	Powell (7)	Camper Jr. (5)	Powell (5)	None
Wyoming #	12/20/23	W, 67-65	4,193	Solomon (13)	Solomon (13)	Powell (3)	Frazier III (3)	Five players (1)
Wyoming #	12/21/23	W, 78-67	4,310	Powell (32)	Two players (6)	Powell (4)	Camper Jr. (2)	Three players (1)
Seattle U &	12/30/23	L, 61-73	4,391	Terrell Jr. (9)	Powell (7)	Powell (2)	Camper Jr. (2)	Levesque (1)
(January 3-4)								
at NM State *	1/4/24	L, 53-63	5,216	Hardy (21)	Kalu (7)	Powell (3)	Hardy (3)	Two players (1)
Chicago State	1/7/24	W, 74-69	3,632	Hardy (13)	Solomon (5)	Two players (3)	Three players (3)	Two players (1)
at FIU *	1/13/24	L, 68-72	1,021	Hardy (15)	Frazier III (6)	Camper Jr. (4)	Terrell Jr. (4)	Two players (1)
Middle Tennessee *	1/18/24	W, 73-59	3,833	Frazier III (21)	Solomon (5)	Two players (2)	Frazier III (8-tied school record)	Jones (2)
WKU *	1/20/24	W, 93-87	4,151	Hardy (27)	Frazier III (9)	Two players (6)	Two players (4)	Three players (1)
at LA Tech *	1/25/24	L, 54-68	2,290	Two players (11)	Powell (6)	Terrell Jr. (5)	Four players (2)	Three players (1)
at Sam Houston *	1/27/24	L, 56-60	1,993	Hardy (13)	Two players (5)	Two players (3)	Terrell Jr. (4)	Two players (1)
(February 3-5)								
Jax State *	2/1/24	W, 79-71	3,845	Frazier III (17)	Kalu (6)	Powell (4)	Two players (2)	Two players (1)
Liberty *	2/3/24	L, 65-67	5,028	Frazier III (15)	Two players (7)	Powell (4)	Two players (3)	Five players (1)
NM State *	2/10/24	W, 74-49	10,511	Hardy (21)	Solomon (11)	Powell (4)	Frazier III (3)	Two players (1)
at WKU *	2/15/24	L, 80-90	3,305	Hardy (19)	Two players (9)	Hardy (4)	Powell (3)	Kalu (2)
at Middle Tennessee *	2/17/24	L, 90-96 (2OT)	2,952	Hardy (24)	Powell (8)	Powell (5)	Solomon (4)	Two players (2)
LA Tech *	2/22/24	L, 59-65	3,896	Hamilton (16)	Frazier III (7)	Powell (6)	Solomon (4)	Two players (1)
Sam Houston *	2/24/24	L, 54-65	5,010	Frazier III (14)	Powell (6)	Four players (2)	Three players (2)	None
at Jax State *	2/29/24	W, 72-65	2,025	Frazier III (24)	Three players (4)	Powell (5)	Frazier III (7)	Frazier III (2)
(March 4-0)								
at Liberty *	3/2/24	W, 67-51	3,643	Camper Jr. (21)	Frazier III (7)	Hardy (4)	Frazier III (3)	Kalu (2)
FIU *	3/7/24	W, 83-76	5,151	Hardy (26)	Kalu (8)	Two players (2)	Two players (2)	Two players (1)
vs. Liberty %	3/14/24	W, 66-57	2,265	Powell (13)	Powell (7)	Powell (4)	Four players (2)	None
vs. Sam Houston %	3/15/24	W, 65-63	3,272	Camper Jr. (19)	Powell (7)	Two players (2)	Powell (5)	Hamilton (1)

\$ SoCal Challenge
 & CUSA/WAC Scheduling Initiative
 # WestStar Don Haskins Sun Bowl Invitational
 * Conference USA Game
 % C-USA Championships (Propst Arena, Hunstville, Ala.)

2023-24 GAME-BY-GAME STARTERS

OPPONENT	W/L	G	G	G/F	F	F
McMurry	W, 120-71	Hardy	Powell	Solomon	Frazier III	Kalu
USAO	W, 123-72	Hardy	Powell	Camper Jr.	Solomon	Kalu
UC Santa Barbara	W, 89-76	Hardy	Powell	Solomon	Frazier III	Kalu
Austin Peay	W, 71-63	Hardy	Powell	Solomon	Frazier III	Kalu
vs. Cal	W, 75-72	Hardy	Powell	Solomon	Frazier III	Kalu
vs. Bradley	L, 59-63	Hardy	Powell	Solomon	Frazier III	Kalu
at LMU	L, 47-67	Hardy	Powell	Solomon	Frazier III	Kalu
Texas A&M-CC	L, 63-67	Hardy	Powell	Solomon	Frazier III	Kalu
Western New Mexico	W, 90-62	Hardy	Powell	Solomon	Frazier III	Kalu
at Oregon	L, 49-71	Hardy	Powell	Solomon	Frazier III	Kalu
at Abilene Christian	L, 82-88	Hardy	Powell	Camper Jr.	Frazier III	Kalu
Norfolk State	W, 67-65	Hardy	Powell	Camper Jr.	Frazier III	Kalu
Wyoming	W, 78-67	Hardy	Powell	Camper Jr.	Frazier III	Kalu
Seattle U	L, 61-73	Hardy	Powell	Camper Jr.	Frazier III	Kalu
at NM State	L, 53-63	Hardy	Powell	Hebb	Frazier III	Solomon
Chicago State	W, 74-69	Hardy	Powell	Camper Jr.	Frazier III	Kalu
at FIU	L, 68-72	Hardy	Powell	Camper Jr.	Frazier III	Kalu
Middle Tennessee	W, 73-59	Hardy	Powell	Camper Jr.	Frazier III	Kalu
WKU	W, 93-87	Hardy	Powell	Camper Jr.	Frazier III	Kalu
at LA Tech	W, 54-68	Hardy	Powell	Camper Jr.	Frazier III	Kalu
at Sam Houston	L, 56-60	Hardy	Powell	Camper Jr.	Frazier III	Kalu
Jax State	W, 79-71	Hardy	Powell	Camper Jr.	Frazier III	Kalu
Liberty	L, 65-67	Hardy	Powell	Camper Jr.	Frazier III	Solomon
NM State	W, 74-49	Hardy	Powell	Camper Jr.	Frazier III	Kalu
at WKU	L, 80-90	Hardy	Powell	Camper Jr.	Frazier III	Kalu
at Middle Tennessee	L, 80-90	Hardy	Powell	Camper Jr.	Frazier III	Kalu
LA Tech	L, 59-65	Hardy	Powell	Camper Jr.	Frazier III	Kalu
Sam Houston	L, 54-65	Hardy	Powell	Camper Jr.	Frazier III	Kalu
at Jax State	W, 72-65	Hardy	Powell	Camper Jr.	Frazier III	Kalu
at Jax State	W, 67-51	Hardy	Powell	Camper Jr.	Frazier III	Kalu
at Liberty	W, 83-76	Hardy	Powell	Camper Jr.	Solomon	Dos Anjos
FIU	W, 66-57	Hardy	Powell	Camper Jr.	Frazier III	Kalu
vs. Liberty	W, 66-57	Hardy	Powell	Camper Jr.	Frazier III	Kalu
vs. Sam Houston	W, 65-63	Hardy	Powell	Camper Jr.	Frazier III	Kalu

Record by Starting Line-up

10-9: Tae Hardy, Zid Powell, Corey Camper Jr., Otis Frazier III and Kevin Kalu
 6-4: Tae Hardy, Zid Powell, Otis Frazier III, Calvin Solomon and Kevin Kalu
 1-0: Tae Hardy, Zid Powell, Corey Camper Jr., Calvin Solomon and Kevin Kalu
 1-0: Tae Hardy, Zid Powell, Corey Camper Jr., Calvin Solomon and Jon Dos Anjos
 0-1: Tae Hardy, Zid Powell, Baylor Hebb, Otis Frazier III and Calvin Solomon
 0-1: Tae Hardy, Zid Powell, Corey Camper Jr., Otis Frazier III and Calvin Solomon



2023-24 GAME-BY-GAME STATISTICS

OPPONENT	W/L	PTS	1ST/2ND/OT	BENCH	FG-FGA	FG%	3FG	3FG%	FT-FTA	FT%	OR	DR	TOT	PF	A	TO	STL	BLK
@UTEP	W	120	59/61	69	50-79	63.3	9-23	39.1	11-18	61.1	10	40	50	19	33	16	19	7
McMurry		71	43/28	13	23-73	31.5	9-30	30.0	16-24	66.7	16	23	39	14	12	27	10	1
@UTEP	W	123	52/71	69	40-70	57.1	10-24	41.7	33-44	75.0	14	27	41	21	26	9	18	3
USAO		72	30/42	38	26-60	43.3	5-22	22.7	15-21	71.4	11	20	31	29	11	24	4	3
@UTEP	W	89	44/45	24	34-63	54.0	3-10	30.0	18-31	58.1	10	25	35	23	18	7	11	3
UC Santa Barbara		76	44/32	14	25-52	48.1	5-14	35.7	21-30	70.0	9	27	36	24	16	17	3	5
@UTEP	W	71	38/33	15	26-47	55.3	5-18	27.8	14-31	45.2	9	26	35	9	21	21	9	2
Austin Peay		63	27/36	14	22-55	40.0	6-20	30.0	13-20	65.0	10	22	32	25	13	14	15	2
UTEP	W	75	40/35	17	20-53	37.7	5-17	29.4	30-37	81.1	16	14	30	26	9	13	11	2
vs. Cal \$		72	35/37	23	23-47	48.9	6-17	35.3	20-26	76.9	11	20	31	28	6	21	5	6
UTEP	L	59	26/33	11	21-57	36.8	4-17	23.5	13-18	72.2	15	24	39	18	11	19	8	3
vs. Bradley \$		63	37/26	15	23-56	41.1	3-15	20.0	14-17	82.4	9	22	31	15	7	15	7	5
UTEP	L	47	24/23	15	16-53	30.2	2-17	11.8	13-19	68.4	7	25	32	19	8	14	8	4
@LMU		67	37/30	10	21-55	38.2	7-26	26.9	18-25	72.0	8	33	41	18	10	13	4	4
@UTEP	L	63	28/35	11	22-52	42.3	3-19	15.8	16-24	66.7	10	22	32	21	13	21	9	5
Texas A&M-CC		67	33/34	36	20-49	40.8	5-13	38.5	22-30	73.3	10	27	37	21	8	19	10	3
@UTEP	W	90	42/48	41	33-71	46.5	10-29	34.5	14-18	77.8	21	30	51	16	19	9	11	8
WVNU		62	31/31	25	22-57	38.6	8-21	38.1	10-16	62.5	10	19	29	16	11	16	8	1
UTEP	L	49	25/24	10	18-50	36.0	4-15	26.7	9-18	50.0	8	18	26	22	9	18	10	2
@Oregon		71	28/43	24	24-44	54.5	4-17	23.5	19-25	76.0	5	27	32	15	13	18	11	1
UTEP	L	82	41/41	22	26-62	41.9	5-15	33.3	25-36	69.4	16	19	35	35	12	15	15	0
@Abilene Christian &		88	38/50	36	24-42	57.1	6-13	46.2	34-48	70.8	8	27	35	25	13	23	5	1
@UTEP	W	67	30/37	24	18-43	41.9	4-15	26.7	27-37	73.0	13	17	30	23	6	17	11	5
Norfolk State #		63	30/35	36	19-43	44.2	4-10	40.0	23-32	71.9	9	16	25	24	6	16	12	5
@UTEP	W	78	25/53	11	24-50	48.0	4-13	30.8	26-35	74.3	8	22	30	28	7	12	7	3
Wyoming #		67	26/41	7	17-50	34.0	5-22	22.7	28-32	87.5	14	21	35	24	9	16	4	1
@UTEP	L	61	24/37	34	18-53	34.0	4-20	20.0	21-26	80.8	5	22	27	13	6	9	7	1
Seattle U &		73	34/39	20	28-56	50.0	9-22	40.9	8-11	72.7	8	34	42	18	11	16	3	2
UTEP	L	53	22/31	16	17-42	40.5	5-19	26.3	14-21	66.7	7	17	24	17	9	15	11	2
@NM State *		63	28/35	27	22-50	44.0	3-13	23.1	16-21	76.2	15	22	37	22	9	17	7	4
@UTEP	W	74	37/37	24	26-50	52.0	7-12	58.3	15-23	65.2	8	13	21	14	12	18	15	2
Chicago State		69	32/37	11	25-45	55.6	5-11	45.5	14-18	77.8	9	20	29	19	10	27	8	7
UTEP	L	68	36/32	32	27-46	58.7	8-14	57.1	6-9	66.7	3	21	24	17	17	25	15	2
at FIU *		72	28/44	19	27-53	50.9	7-17	41.2	11-14	78.6	7	18	25	12	14	21	15	3
@UTEP	W	73	34/39	10	23-48	47.9	6-14	42.9	21-29	72.4	6	16	22	18	7	13	16	4
MT *		49	25/34	6	22-47	46.8	4-22	18.4	11-18	61.1	12	23	35	20	10	27	6	3
@UTEP	W	93	42/51	17	31-67	46.3	7-20	35.0	24-29	82.8	12	22	34	14	15	14	15	3
WKU *		87	40/47	40	39-63	61.9	4-12	33.3	5-12	41.7	6	27	33	21	19	19	8	3
UTEP	L	54	27/27	20	18-61	29.5	3-17	17.6	15-22	68.2	14	18	32	22	8	12	11	3
@LA Tech *		68	34/38	11	21-43	48.8	6-14	42.9	20-33	60.6	10	35	45	18	10	19	5	9
UTEP	L	56	28/28	20	21-58	36.2	4-16	25.0	10-17	58.8	11	20	31	12	8	16	13	2
@Sam Houston *		60	28/32	16	26-64	40.6	3-13	23.1	5-10	50.0	22	29	51	15	12	22	8	3
@UTEP	W	79	36/43	27	25-56	44.6	6-21	28.6	23-29	79.3	8	26	34	25	13	14	9	2
Jax State *		71	32/39	15	20-48	41.7	3-12	25.0	28-39	71.8	11	26	37	25	9	19	9	7
@UTEP	L	65	29/36	12	22-50	44.0	6-21	28.6	15-25	60.0	9	30	39	22	11	18	9	5
Liberty		67	37/30	13	24-50	48.0	8-21	38.1	11-19	57.9	2	26	28	21	12	14	10	3
@UTEP	W	74	35/39	29	26-63	41.3	10-24	41.7	12-21	57.1	18	30	48	15	14	15	14	2
NM State		49	27/22	8	18-52	34.6	2-19	10.5	11-16	68.8	8	25	33	20	20	5	9	4
UTEP	L	80	40/40	16	29-70	41.4	8-29	27.6	14-25	56.0	12	24	38	19	16	14	12	3
@WKU *		90	39/51	34	34-60	56.7	6-17	35.3	16-22	72.7	6	34	40	19	17	16	6	6
UTEP	L	90	32/36/9/13	39	32-80	40.0	5-18	27.8	21-25	84.0	16	17	33	25	13	10	15	6
@ Middle Tennessee *		96	38/30/9/19	11	27-55	49.1	14-24	58.3	28-32	87.5	12	31	43	19	19	25	1	6
@UTEP	L	59	31/28	31	24-62	38.7	8-21	38.1	3-5	60.0	8	20	28	17	19	10	13	2
LA Tech *		65	29/36	13	23-54	42.6	8-23	34.8	11-17	64.6	15	30	45	11	12	18	8	7
@UTEP	L	54	25/29	18	20-51	39.1	6-22	27.3	8-14	57.1	10	17	27	19	10	9	8	0
Sam Houston *		65	29/36	28	21-44	47.7	5-17	29.4	18-20	90.0	7	23	30	17	9	12	3	0
UTEP	W	72	37/35	26	27-51	52.9	4-12	33.3	14-17	82.4	5	17	22	22	15	15	15	2
@Jax State *		65	31/34	25	19-39	48.7	6-13	46.2	21-32	65.6	9	21	30	16	11	24	7	3
UTEP	W	67	35/32	4	28-53	52.8	6-15	40.0	5-9	55.6	9	20	29	14	7	10	6	3
@ Liberty *		51	23/28	14	18-46	39.1	7-25	28.0	8-14	57.1	9	17	26	12	9	17	4	4
@UTEP	W	83	40/43	26	30-55	54.5	9-15	60.0	14-25	56.0	10	30	40	20	19	23	6	2
FIU *		76	26/50	38	25-57	43.9	7-27	25.9	19-27	70.4	8	20	28	21	10	18	14	4
UTEP	W	66	31/35	26	23-48	47.9	1-9	11.1	19-22	86.4	8	25	33	15	9	13	11	0
vs. Liberty %		57	30/27	9	22-50	44.0	9-20	45.0	4-10	40.0	7	19	26	20	17	15	4	5
UTEP	W	65	27/38	18	21-48	43.8	4-14	28.6	19-28	67.9	11	25	36	26	6	16	12	1
vs. Sam Houston %		63	33/30	15	21-51	41.2	2-10	20.0	19-3	55.9	12	21	33	19	4	15	7	1

\$ SoCal Challenge
 & CUSA/WAC Scheduling Initiative
 # WestStar Don Haskins Sun Bowl Invitational
 * Conference USA Game
 % C-USA Championships (Propst Arena, Hunstville, Ala.)



LARGEST LEAD & LARGEST DEFICIT

DATE	OPPONENT	RESULT	LARGEST LEAD	LARGEST DEFICIT	TIMES TIED	LEAD CHANGES
11/6/23	McMurry	W, 120-71	49 (2H, 00:59)	3 (1H, 18:57)	1	3
11/9/23	USAO	W, 123-72	51 (2H, 00:05)	0	0	0
11/13/23	UC Santa Barbara	W, 89-76	17 (2H, 10:38)	6 (1H, 12:30)	7	8
11/17/23	Austin Peay	W, 71-63	16 (2H, 9:41)	0	0	0
11/20/23	vs. Cal \$	W, 75-72	11 (1H, 4:16)	7 (1H, 11:50)	7	10
11/22/23	vs. Bradley \$	L, 59-63	3 (1H, 11:36)	11 (1H, 00:00)	3	6
11/25/23	at LMU	L, 47-67	3 (1H, 15:29)	24 (2H, 3:36)	2	4
11/29/23	Texas A&M-CC	L, 63-67	8 (1H, 12:37)	7 (2H, 7:35)	4	1
12/4/23	Western New Mexico	W, 90-62	33 (2H, 5:13)	1 (1H, 15:26)	1	4
12/9/23	at Oregon	L, 49-71	8 (1H, 8:36)	24 (2H, 00:32)	3	4
12/17/23	at Abilene Christian &	L, 82-88	6 (2H, 19:11)	11 (1H, 10:50)	12	14
12/20/23	Norfolk State #	W, 67-65	10 (1H, 13:56)	4 (1H, 5:14)	11	14
12/21/23	Wyoming #	W, 78-67	13 (2H, 1:29)	7 (1H, 6:33)	3	5
12/30/23	Seattle U &	L, 61-73	0	26 (2H, 6:14)	0	0
1/4/24	at NM State *	L, 53-63	4 (1H, 16:10)	12 (2H, 13:41)	2	1
1/7/24	Chicago State	W, 74-69	5 (1H, 0:25)	5 (2H, 12:25)	9	15
1/13/24	at FIU *	L, 68-72	16 (2H, 11:36)	4 (Final)	2	1
1/18/24	Middle Tennessee*	W, 73-49	17 (2H, 5:55)	0	0	0
1/20/24	WKU *	W, 93-87	10 (2H, 00:27)	4 (1H, 18:20)	15	9
1/25/24	at LA Tech *	L, 54-68	4 (1H, 13:25)	16 (2H, 1:40)	3	3
1/27/24	at Sam Houston *	L, 56-60	7 (1H, 2:54)	12 (2H, 15:02)	3	3
2/1/24	Jax State *	W, 79-71	11 (1H, 17:10)	0	0	0
2/3/24	Liberty *	L, 65-67	4 (2H, 6:52)	9 (1H, 5:14)	3	9
2/10/24	NM State *	W, 74-49	27 (2H, 00:23)	0	0	0
2/15/24	at WKU *	L, 80-90	3 (1H, 19:44)	14 (2H, 1:13)	7	5
2/17/24	at Middle Tennessee *	L, 90-96 (2OT)	7 (2H, 6:16)	8 (1H, 8:59)	8	9
2/22/24	LA Tech *	L, 59-65	5 (1H, 3:19)	6 (2H, 00:19)	9	18
2/24/24	Sam Houston *	L, 54-65	5 (1H, 9:41)	12 (2H, 3:48)	4	6
2/29/24	at Jax State *	W, 72-65	8 (2H, 4:27)	5 (1H, 16:55)	8	6
3/2/24	at Liberty *	W, 67-51	20 (2H, 16:46)	1 (1H, 16:01)	1	2
3/7/24	FIU	W, 83-76	26 (2H, 13:22)	0	0	0
3/14/24	vs. Liberty %	W, 66-57	9 (2H, 00:02)	12 (2H, 10:33)	4	8
3/15/24	vs. Sam Houston %	W, 65-63	8 (1H, 12:21)	14 (2H, 13:11)	6	5

\$ SoCal Challenge
 & CUSA/WAC Scheduling Initiative
 # WestStar Don Haskins Sun Bowl Invitational
 * Conference USA Game
 % C-USA Championships (Propst Arena, Hunstville, Ala.)

POINTS, REBOUNDS, ASSISTS

Opponent	Powell	Dos Anjos	Hardy	Hebb	Camper Jr.	Terrell Jr.	Horton III	Solomon	Holmes	Levesque	Cole	Frazier III	Hamilton	Jones	Kalu
McMurry	9-6-4	12-8-0	14-4-10	DNP	13-4-2	11-5-4	2-1-2	12-2-2	DNP	2-4-3	0-1-3	12-0-2	10-3-0	19-5-1	4-4-0
USAO	8-3-3	2-3-0	11-2-4	DNP	17-1-1	3-0-6	3-3-4	11-3-2	DNP	DNP	10-0-4	18-3-2	14-3-0	19-2-0	7-13-0
UCSB	23-2-4	0-1-0	19-2-8	DNP	8-2-1	7-1-1	DNP	12-12-2	DNP	DNP	DNP	9-1-2	0-0-0	9-6-0	2-6-0
Austin Peay	14-5-6	2-4-1	25-4-5	DNP	4-0-0	2-1-1	DNP	4-4-7	DNP	DNP	DNP	8-9-1	4-0-0	3-2-0	5-5-0
vs. Cal \$	13-6-3	0-1-1	16-2-0	DNP	11-1-0	1-0-3	DNP	13-3-1	DNP	DNP	DNP	10-5-1	0-0-0	5-2-0	6-5-0
vs. Bradley \$	8-5-1	0-2-0	15-5-0	DNP	2-1-1	3-3-3	DNP	8-3-4	DNP	DNP	DNP	11-3-2	0-1-0	6-3-0	6-7-0
at LMU	9-6-2	0-1-0	12-3-0	DNP	5-3-1	0-1-1	0-0-0	7-3-0	DNP	2-0-0	4-2-2	4-2-2	0-0-0	4-2-0	0-7-0
TAMU	6-8-4	0-1-0	9-2-2	DNP	5-2-0	6-1-2	0-0-0	13-6-4	DNP	0-1-0	0-0-0	16-5-1	DNP	0-0-0	8-5-0
WNMU	14-6-3	3-2-0	12-5-4	DNP	10-1-2	7-3-3	5-4-0	6-0-1	DNP	2-3-2	5-0-2	11-10-2	2-2-0	7-3-0	6-5-0
at Oregon	4-4-3	0-0-0	16-3-1	DNP	5-5-0	2-0-2	0-0-0	0-1-0	DNP	0-0-0	3-0-0	12-6-1	DNP	0-1-1	7-4-1
at ACU &	14-7-4	5-1-1	22-5-2	4-1-0	8-1-5	0-0-0	DNP	11-4-0	DNP	0-0-0	0-0-0	9-3-0	2-4-0	0-1-0	7-5-0
NSU #	10-5-3	3-1-0	12-1-0	4-1-0	7-2-0	4-1-0	DNP	13-9-2	DNP	0-0-0	0-0-0	10-4-1	DNP	DNP	4-6-0
Wyoming #	32-6-4	4-4-0	14-6-2	4-1-1	4-1-0	0-0-0	DNP	3-1-0	DNP	DNP	DNP	15-3-0	DNP	0-0-0	2-5-0
Seattle U &	6-7-2	DNP	4-2-0	7-4-0	8-1-0	9-0-1	0-0-0	7-1-1	DNP	0-0-1	2-0-0	4-3-0	2-0-0	7-3-0	5-6-1
at NM State *	2-4-3	DNP	21-3-2	0-1-0	5-2-0	7-2-1	DNP	4-0-2	DNP	DNP	DNP	10-3-0	DNP	0-0-0	4-7-1
Chicago State	10-3-3	DNP	13-1-2	0-0-1	11-4-1	8-2-3	11-0-0	2-5-0	DNP	DNP	DNP	8-1-2	DNP	3-1-0	8-1-0
at FIU *	7-3-3	DNP	15-2-3	3-0-1	5-2-4	10-1-3	14-0-0	3-4-1	DNP	DNP	DNP	9-6-2	DNP	2-2-0	0-1-0
MT *	10-4-1	DNP	20-1-2	0-0-0	10-0-0	3-1-1	0-0-0	2-5-1	DNP	0-0-0	DNP	21-4-2	DNP	5-2-0	2-2-0
WKU	17-3-3	DNP	27-4-1	0-1-0	19-3-3	6-2-1	3-0-0	2-3-1	DNP	DNP	DNP	6-9-6	DNP	6-3-0	7-5-0
at LA Tech *	7-6-1	DNP	11-1-1	4-1-0	5-2-0	8-0-5	0-0-0	4-5-0	DNP	DNP	DNP	11-4-1	DNP	4-4-0	0-2-0
at Sam Houston *	10-5-0	0-1-0	13-4-3	3-2-0	5-4-1	6-0-1	DNP	9-5-3	DNP	DNP	DNP	2-1-0	2-2-0	0-0-0	6-5-0
Jax State *	7-3-4	0-0-0	10-3-3	DNP	12-2-1	10-3-1	10-1-0	2-5-1	DNP	DNP	DNP	17-4-2	2-1-0	3-1-1	6-6-0
Liberty *	6-6-4	5-2-0	14-4-0	DNP	13-7-3	4-3-1	3-0-0	5-6-0	DNP	DNP	DNP	15-7-3	DNP	0-0-0	0-2-0
NM State *	8-5-4	6-0-0	21-4-3	0-0-0	2-3-1	12-5-1	3-2-0	6-11-1	DNP	0-0-0	0-0-0	9-8-3	2-1-0	0-0-1	5-5-0
at WKU *	12-5-3	4-2-0	19-3-4	0-0-0	11-1-3	5-2-3	0-0-0	4-2-0	DNP	DNP	DNP	15-9-3	DNP	3-3-0	7-9-0
at MT *	13-8-5	14-2-0	24-1-1	2-1-0	4-2-3	7-1-1	4-0-0	6-2-0	DNP	0-0-0	0-0-0	8-5-3	6-4-0	0-0-0	2-2-0
LA Tech *	4-3-6	5-0-0	9-2-2	0-1-0	10-4-1	5-3-5	3-0-0	2-1-0	DNP	DNP	DNP	5-7-4	16-3-1	0-0-0	0-2-0
Sam Houston *	10-6-2	4-3-1	3-0-2	2-1-0	7-2-2	6-2-1	0-0-0	2-1-0	DNP	0-0-0	DNP	14-3-2	4-2-0	DNP	2-3-0
at Jax State *	11-4-5	1-1-1	11-2-4	0-0-0	0-1-0	11-3-2	0-0-0	2-4-1	DNP	0-0-0	DNP	24-4-2	12-1-0	0-0-0	0-2-0
at Liberty *	19-2-0	0-0-0	12-2-4	0-0-0	21-6-1	2-3-0	0-0-0	2-2-1	DNP	DNP	DNP	11-7-1	0-1-0	DNP	0-3-0
FIU *	17-6-5	2-1-0	26-3-5	0-0-0	5-4-1	0-3-1	3-0-0	7-5-2	DNP	DNP	DNP	11-7-5	4-0-0	DNP	8-8-0
vs. Liberty %	13-7-4	DNP	11-4-1	DNP	7-3-2	12-2-0	2-0-0	2-3-1	DNP	DNP	DNP	4-5-1	10-1-0	DNP	5-3-0
vs. Sam Houston %	8-7-2	0-0-0	18-5-2	DNP	19-5-1	4-4-0	5-1-0	0-4-0	DNP	DNP	DNP	2-1-0	9-7-1	DNP	0-2-0

\$ SoCal Challenge
 & CUSA/WAC Scheduling Initiative
 # WestStar Don Haskins Sun Bowl Invitational
 * Conference USA Game
 % C-USA Championships (Propst Arena, Hunstville, Ala.)

Bold denotes double figures



HIGHS & LOWS

- 2023-24 UTEP HIGHS -

1st Half Points	59, McMurry (11/6/23)
2nd Half Points	71, USAO (11/9/23)
Total Points	123+, USAO (11/9/23)
Field Goals	50+, McMurry (11/6/23)
Field Goals Att.	80, at Middle Tennessee (2/17/24)
Field Goal Pct.	63.3, McMurry (11/6/23)
3pt Field Goals	10, 3X, last, NM State (2/10/24)
3pt Field Goals Att.	29, 2X, last, at WKU (2/15/24)
3pt Field Goal Pct.	60.0, FIU (3/7/24)
Free Throws Made	33, USAO (11/9/23)
Free Throws Att.	44, USAO (11/9/23)
FT Pct. (min. 10)	86.4, vs. Liberty (3/14/24)
Off. Rebounds	21, WNMU (12/4/23)
Def. Rebounds	40, McMurry (11/6/23)
Total Rebounds	51, WNMU (12/4/23)
Assists	33+, McMurry (11/6/23)
Steals	19, McMurry (11/6/23)
Blocked Shots	8, WNMU (12/4/23)
Turnovers	25, at FIU (1/13/24)
Fouls	33, at Abilene Christian (12/17/23)

+School record

- 2023-24 UTEP LOWS -

1st Half Points	22, at NM State (1/4/24)
2nd Half Points	23, at LMU (11/25/23)
Total Points	47, at LMU (11/25/23)
Field Goals	16, at LMU (11/25/23)
Field Goals Att.	42, at NM State (1/4/24)
Field Goal Pct.	29.5, at LA Tech (1/25/24)
3pt Field Goals	1, vs. Liberty (3/14/24)
3pt Field Goals Att.	9, vs. Liberty (3/14/24)
3pt Field Goal Pct.	11.1, vs. Liberty (3/14/24)
Free Throws Made	3, LA Tech (2/24/24)
Free Throws Att.	5, LA Tech (2/24/24)
FT Pct. (min. 10)	45.2, Austin Peay (11/17/23)
Off. Rebounds	3, at FIU (1/13/24)
Def. Rebounds	13, Chicago State (1/7/24)
Total Rebounds	21, Chicago State (1/7/24)
Assists	6, 3X, last, vs. Sam Houston (3/15/24)
Steals	6, 2X, last, FIU (3/7/24)
Blocked Shots	0, 3X, last, vs. Liberty (3/14/24)
Turnovers	7, UC Santa Barbara (11/13/23)
Fouls	12, at Sam Houston (1/27/24)

- 2023-24 OPPONENT HIGHS -

1st Half Points	44, UC Santa Barbara (11/13/23)
2nd Half Points	51, at WKU (2/15/24)
Total Points	96, at Middle Tennessee (2/17/24)
Field Goals	39, WKU (1/20/24)
Field Goals Att.	73, McMurry (11/6/23)
Field Goal Pct.	61.9, WKU (1/20/24)
3pt Field Goals	14, at Middle Tennessee (2/17/24)
3pt Field Goals Att.	30, McMurry (11/6/23)
3pt Field Goal Pct.	58.3, at Middle Tennessee (2/17/24)
Free Throws Made	34, at Abilene Christian (12/17/23)
Free Throws Att.	48, at Abilene Christian (12/17/23)
FT Pct. (min. 10)	90.0, Sam Houston (2/24/24)
Off. Rebounds	22, at Sam Houston (1/27/24)
Def. Rebounds	35, at LA Tech (1/25/24)
Total Rebounds	51, at Sam Houston (1/27/24)
Assists	19, 2X, last, at Middle Tennessee (2/17/24)
Steals	15, 2X, last, at FIU (1/13/24)
Blocked Shots	9, at LA Tech (1/25/24)
Turnovers	27, 3X, last, Middle Tennessee, (1/18/24)
Fouls	29, USAO (11/9/23)

- 2023-24 OPPONENT LOWS -

1st Half Points	23, at Liberty (3/2/24)
2nd Half Points	22, NM State (2/10/24)
Total Points	49, NM State (2/10/24)
Field Goals	17, Wyoming (12/21/23)
Field Goals Att.	39, at Jax State (2/29/24)
Field Goal Pct.	31.5, McMurry (11/6/23)
3pt Field Goals	2, 2X, last, vs. Sam Houston (3/15/24)
3pt Field Goals Att.	10, 2X, last vs. Sam Houston (3/15/24)
3pt Field Goal Pct.	10.5, NM State (2/10/24)
Free Throws Made	4, vs. Liberty (3/14/24)
Free Throws Att.	10, 2X, last, vs. Liberty (3/14/24)
FT Pct. (min. 10)	40.0, vs. Liberty (3/14/24)
Off. Rebounds	2, Liberty (12/9/23)
Def. Rebounds	16, Norfolk State (12/20/23)
Total Rebounds	25, 2X, last, at FIU (1/13/24)
Assists	4, Sam Houston (3/15/24)
Steals	1, at Middle Tennessee (2/17/24)
Blocked Shots	0, 2X, last, Sam Houston (2/24/24)
Turnovers	12, Sam Houston (2/24/24)
Fouls	11, LA Tech (2/24/24)

2024-24 MARGIN OF VICTORY/DEFEAT

MARGIN	WON BY	LOST BY	RECORD
1	-	-	-
2	2	1	2-1
3	1	0	1-0
4	0	4	0-4
5	1	0	1-0
6	2	3	2-3
7	1	0	1-0
8	1	0	1-0
9	2	0	2-0
10	0	2	0-2
11	1	1	1-1
12	-	1	0-1
13	1	0	1-0
14	1	1	1-1
16	1	0	1-1
20	0	1	0-1
22	0	1	0-1
25	1	0	1-0
28	1	0	1-0
49	1	0	1-0
51	1	0	1-0
TOTAL	18	15	18-15

Largest Home Win	W, 51, 123-72, USAO (11/9/23)
Smallest Home Win	W, 2, 67-65, Norfolk State (12/20/23)
Largest Home Loss	L, 61-73, Seattle U (12/30/23)
Smallest Home Loss	L, 65-67, Liberty (2/3/24)
Largest Road Win	W, 16, 67-51, at Liberty (3/2/24)
Smallest Road Win	W, 7, 72-65, at Jax State (2/29/24)
Largest Road Loss	L, 22, 49-71, at Oregon (12/9/23)
Smallest Road Loss	L, 4, 68-72, at FIU (1/13/24)
	L, 4, 56-60, at Sam Houston (1/31/24)
Largest Neutral Win	W, 9, 66-57, vs. Liberty (3/14/24)
Smallest Neutral Win	W, 2, 65-63, vs. Sam Houston (3/15/24)
Largest Neutral Loss	L, 4, 59-63, vs. Bradley (11/22/23)
Smallest Neutral Loss	Same as largest neutral loss

SCORE BY PERIODS

	1ST HALF	2ND HALF	OT	2OT	TOTAL
UTEP	1122	1255	9	13	2399
Opponents	1062	1180	9	19	2270



THE LAST TIME IT HAPPENED ...

TEAM

65 PERCENT SHOOTING BY A TEAM

UTEP: at FIU (.673, 35-52), 2-25-17
Opponent: at UCF (.702, 40-57), 1-23-08

60 PERCENT SHOOTING BY A TEAM

UTEP: McMurry (.633, 50-79), 11-6-23
Opponent: WKU (.619, 39-63), 1-20-24

LESS THAN 30 PERCENT SHOOTING BY A TEAM

UTEP: at LA Tech (.295, 18-61), 1-25-24
Opponent: LA Tech (.296, 16-54), 12-17-22

60 PERCENT THREE-POINT SHOOTING BY A TEAM (minimum 10 attempts)

UTEP: FIU (.600, 9-15), 3-7-24
Opponent: at New Mexico (.611, 11-18), 11-24-18

100 PERCENT FREE THROW SHOOTING BY A TEAM (minimum 10 attempts)

UTEP: Sul Ross State (13-13), 12-5-20
Opponent: Southern Illinois (9-9), 11-27-15

45 MADE FIELD GOALS IN A GAME

UTEP: McMurry (50), 11-6-23

60 REBOUNDS IN A GAME

UTEP: Houston Baptist (61), 11-30-91
Opponent: Colorado State (73), 11-28-15

25 ASSISTS IN A GAME

UTEP: USAO (26), 11-9-23
Opponent: at UCF (25), 1-23-08

10 BLOCKED SHOTS IN A GAME

UTEP: at UTSA (11), 1/12/23
Opponent: Houston (11), 12-19-19

15 STEALS IN A GAME

UTEP: at Jax State, (15), 2-29-24
Opponent: at FIU (15), 1-13-24

25 TURNOVERS IN A GAME

UTEP: at FIU (25), 1-13-24
Opponent: at Middle Tennessee, (25), 2-17-24

+20 REBOUND MARGIN

UTEP: WNMU (51-29), 12-4-23
Opponent: North Dakota State (50-30), 12-22-17

SCORED 100 POINTS

UTEP: USAO (123), 11-9-23
Opponent: Wake Forest (101), 11-17-16

EIGHT PLAYERS IN DOUBLE FIGURES

UTEP: McMurry, 11-6-23

SEVEN PLAYERS IN DOUBLE FIGURES

UTEP: USAO, 11-9-23

SIX PLAYERS IN DOUBLE FIGURES

UTEP: UTPB, 11-25-20
Opponent: UAB, 1-25-18

FIVE STARTERS IN DOUBLE FIGURES

UTEP: at New Mexico, 11-24-18
Opponent: Rice, 12-31-22

70 PERCENT SHOOTING IN A HALF

UTEP: vs. Rice (.714, 20-28), second half, 12-30-17
Opponent: WKU (.710, 22-33), second half, 1-20-24

65 PERCENT SHOOTING IN A HALF

UTEP: McMurry (.658, 25-38, 1H), 11-6-23
Opponent: WKU (.710, 22-33, 2H), 1-20-24

70 POINTS IN A HALF

UTEP: USAO (71), 11-9-23
2nd half, 12-30-00

60 POINTS IN A HALF

UTEP: McMurry (61, 2H), 11-6-23
Opponent: Wake Forest (63), first half, 11-17-16

INDIVIDUAL

40-POINT SCORER

UTEP: Randy Culpepper vs. E. Carolina (45), 2-13-10
Opponent: Jestin Porter, at Middle Tennessee (41), 2-17-24

30-POINT SCORER

UTEP: Zid Powell, Wyoming (32), 12-21-23
Opponent: Carl Pierre, Rice, 3/3/22

THREE PLAYERS WITH 20 POINTS IN A GAME

UTEP: vs. Rice (Bryson Williams 29, Jamal Bieniemy 24, Keonte Kennedy 22), 1-8-21
Opponent: Marshall (James Kelly 26, Jon Elmore 21, Ryan Taylor 20), 1-4-16

A PLAYER MADE 15 FIELD GOALS

UTEP: Bryson Williams vs. East Central (15), 11-27-19
Opponent: Trey Johnson, Jackson State (15), 12-22-06

A PLAYER MADE FIVE THREE-POINT FIELD GOALS

UTEP: Tae Hardy, FIU, (6), 3/7/24
Opponent: Jestin Porter, at Middle Tennessee (8), 2/17/24

A PLAYER MADE 15 FREE THROWS

UTEP: Souley Boum vs. FIU (15), 2-13-21
Opponent: Jontae Sherrod, E. Carolina (15), 2-23-11

A PLAYER HAD 20 REBOUNDS

UTEP: Efe Odigie at Marshall (20), 1-31-19
Opponent: Austin Trice- ODU (20), 1/15/22

A PLAYER HAD 15 REBOUNDS

UTEP: Keonte Kennedy vs. WIU, (15), 3/19/22
Opponent: Cameron Sheffield- Rice (16), 12/31/22
Max Fiedler- Rice (15), 12/31/22

TWO PLAYERS HAD DOUBLE-DOUBLES IN A GAME

UTEP: Calvin Solomon at UAB (16 points-11 rebounds), 12-29-22

Shamar Givance at UAB (17 points-10 assists), 12-29-22
Opponent: Cameron Sheffield- Rice (11 points-16 rebounds), 12-31-22
Max Fiedler, Rice (14 points-15 rebounds), 12-31-22

A PLAYER HAD A DOUBLE-DOUBLE (POINTS-REBOUNDS)

UTEP: Otis Frazier III, WNMU (10 points-11 rebounds), 12-4-23
Opponent: Jared Coleman-Jones at MT (15 points-13 rebounds), 2-15-24

A PLAYER HAD A DOUBLE-DOUBLE (POINTS-ASSISTS)

UTEP: Tae Hardy, McMurry (14 points-10 assists), 11-6-23
Opponent: Cameron Payne, Murray State (14 points-10 assists), 3-17-15

A PLAYER HAD A TRIPLE-DOUBLE (POINTS-REBOUNDS-ASSISTS)

UTEP: Souley Boum vs. Western Illinois (20 points-12 rebounds-10 assists), 3-19-22

A PLAYER HAD 10 ASSISTS IN A GAME

UTEP: Tae Hardy, McMurry (10), 11-6-23
Opponent: Taevion Kinsey, Marshall (11), 2-13-22

A PLAYER LED THE TEAM IN SCORING, REBOUNDING & ASSISTS IN THE SAME GAME

UTEP: Zid Powell vs. Liberty (13 points-7 rebounds-4 assists), 3-14-23
Opponent: Demarcus Sharp, Austin Peay (14 points- 6 rebounds- 7 assists), 11-17-23

A PLAYER HAD FIVE STEALS IN A GAME

UTEP: Zid Powell, vs. Sam Houston (5), 3-15-24
Opponent: Arturo Dean, at FIU (5), 1-13-24

A PLAYER HAD FIVE BLOCKED SHOTS IN A GAME

UTEP: Jamari Sibley (5), at UTSA, 1-23-22
Opponent: Daniel Bacho, LA Tech (5), 2-22-24

2023-24 UTEP ATTENDANCE

SITE	GAMES	TOTAL	AVG./GAME
Home	18	85,566	4,754
Away	11	29,748	2,704
Neutral	5	6,565	1,313

UTEP BY THE NUMBERS

All-Time Record	1,474-1,141
Season Number of men's basketball	103rd
Conference championships	12 (last in 2010)
NCAA Tournament appearances	17 (last in 2010)
NIT appearances	11 (last in 2015)
20-win seasons	27 (last in 2022)
Overtime games	120 (69-51)
UTEP 100-point games	35 (33-2)

CHARTING THE MINERS

CONSECUTIVE GAMES SCORED

Tae Hardy	65
Zid Powell	61
Otis Frazier III	46
Corey Camper Jr.	4
Derick Hamilton	3
Trey Horton III	3
David Terrell Jr.	2
Antwonne Holmes	1

CONSECUTIVE GAMES SCORING IN DOUBLE FIGURES

Tae Hardy	5
Corey Camper Jr.	2

DOUBLE DOUBLES

PLAYER	SEASON	CAREER
Calvin Solomon	1	6
Otis Frazier III	1	Same
Tae Hardy	1	Same
Zid Powell	0	1

DOUBLE FIGURE REBOUNDING GAMES

PLAYER	SEASON	CAREER
Calvin Solomon	2	13
Kevin Kalu	1	2
Otis Frazier III	1	Same
Zid Powell	0	1

DOUBLE FIGURE SCORING GAMES

PLAYER	SEASON	CAREER
Tae Hardy	29	69
Calvin Solomon	7	45
Zid Powell	17	35
Otis Frazier III	19	28
Corey Camper Jr.	13	Same
Derick Hamilton	5	10
Jon Dos Anjos	1	6
David Terrell Jr.	6	Same
Trey Horton III	3	Same
Baylor Hebb	0	2
Kevin Kalu	0	2
Elijah Jones	2	Same

TIMES LED UTEP IN SCORING

PLAYER	SEASON	CAREER
Tae Hardy	15	32
Otis Frazier III	7	9
Calvin Solomon	1	6
Zid Powell	4	Same
Elijah Jones	2	Same
Corey Camper Jr.	2	Same
Derick Hamilton	1	Same
David Terrell Jr.	1	Same

TIMES LED UTEP IN REBOUNDING

PLAYER	SEASON	CAREER
Calvin Solomon	6	21
Otis Frazier III	9	14
Kevin Kalu	9	13
Zid Powell	12	Same
Jon Dos Anjos	1	Same
Tae Hardy	1	2
Corey Camper Jr.	1	Same

TIMES LED UTEP IN ASSISTS

PLAYER	SEASON	CAREER
Zid Powell	19	Same
Tae Hardy	10	14
Calvin Solomon	4	9
David Terrell Jr.	4	Same
Otis Frazier III	4	Same
Corey Camper Jr.	3	Same
Sebastian Cole	1	Same

20+ POINT GAMES

PLAYER	SEASON	CAREER
Tae Hardy	8	17
Zid Powell	2	8
Otis Frazier III	2	3
Corey Camper Jr.	1	Same

30+ POINT GAMES

PLAYER	SEASON	CAREER
Tae Hardy	0	2
Zid Powell	1	Same

3-POINT PLAYS

Zid Powell	12
Tae Hardy	11
Otis Frazier III	10
David Terrell Jr.	5
Elijah Jones	4
Calvin Solomon	4
Kevin Kalu	4
Corey Camper Jr.	2
Derick Hamilton	1
Trey Horton III	1

BENCH POINTS

OPPONENT	UTEP	OPP.	MARGIN
McMurry	69	13	+56
USAO	69	38	+31
UC Santa Barbara	24	14	+10
Austin Peay	15	14	+1
vs. Cal	17	23	-6
vs. Bradley	11	15	-4
at LMU	15	10	+5
Texas A&M-CC	11	36	-25
Western New Mexico	41	25	+16
at Oregon	10	24	-14
at Abilene Christian	22	36	-14
Norfolk State	24	36	-12
Wyoming	11	7	+4
Seattle U	34	20	+14
at NM State	16	27	-11
Chicago State	24	11	+13
at FIU	32	19	+13
Middle Tennessee	10	6	+4
WKU	17	40	-23
at LA Tech	20	11	+9
at Sam Houston	20	16	+4
Jax State	27	15	+12
Liberty	12	13	-1
NM State	29	8	+21
at WKU	16	34	-18
at Middle Tennessee	39	11	+28
LA Tech	31	13	+18
Sam Houston	18	28	-10
at Jax State	26	25	+1
at Liberty	4	14	-10
FIU	26	38	-12
vs. Liberty	26	9	+17
vs. Sam Houston	18	15	+3

TOTALS 784 664 +120

FAST BREAK POINTS

OPPONENT	UTEP	OPP.	MARGIN
McMurry	24	16	+8
USAO	47	15	+32
UC Santa Barbara	18	6	+12
Austin Peay	14	3	+11
vs. Cal	12	2	+10
vs. Bradley	14	12	+2
at LMU	13	7	+6
Texas A&M-CC	20	15	+5
Western New Mexico	29	7	+22
at Oregon	7	17	-10
at Abilene Christian	19	18	+1
Norfolk State	20	8	+12
Wyoming	20	11	+9
Seattle U	16	10	+6
at NM State	8	6	+2
Chicago State	12	5	+7
at FIU	22	0	+22
Middle Tennessee	24	6	+18
WKU	31	27	+4
at LA Tech	12	3	+9
at Sam Houston	15	16	-1
Jax State	15	9	+6
Liberty	6	8	-2
NM State	6	13	-7
at WKU	17	19	-2
at Middle Tennessee	13	12	+1
LA Tech	10	15	-5
Sam Houston	8	4	+4
at Jax State	16	3	+13
at Liberty	4	6	-2
FIU	19	17	+2
vs. Liberty	16	8	+8
vs. Sam Houston	13	8	+5

TOTALS 530 332 +198

POINTS IN THE PAINT

OPPONENT	UTEP	OPP.	MARGIN
McMurry	74	24	+50
USAO	48	36	+12
UC Santa Barbara	58	38	+20
Austin Peay	38	20	+18
vs. Cal	26	32	-6
vs. Bradley	30	38	-8
at LMU	24	22	+2
Texas A&M-CC	34	26	+8
Western New Mexico	44	22	+22
at Oregon	24	28	-4
at Abilene Christian	40	34	+6
Norfolk State	24	30	-6
Wyoming	28	20	+8
Seattle U	20	30	-10
at NM State	22	30	-8
Chicago State	32	28	+4
at FIU	32	34	-2

Middle Tennessee	20	34	-14
WKU	40	60	-20
at LA Tech	22	20	+2
at Sam Houston	28	44	-16
Jax State	36	30	+6
Liberty	28	32	-4
NM State	30	30	+/-
at WKU	38	42	-4
at Middle Tennessee	42	24	+18
LA Tech	30	20	+10
Sam Houston	28	20	+8
at Jax State	42	22	+20
at Liberty	38	22	+16
FIU	36	30	+6
vs. Liberty	40	26	+14
vs. Sam Houston	26	34	-8

TOTALS 1,122 982 +140

SECOND CHANCE POINTS

OPPONENT	UTEP	OPP.	MARGIN
McMurry	8	13	-5
USAO	18	16	+2
UC Santa Barbara	5	17	-12
Austin Peay	8	7	+1
vs. Cal	20	13	+7
vs. Bradley	17	9	+8
at LMU	4	14	-10
Texas A&M-CC	9	11	-2
Western New Mexico	19	8	+11
at Oregon	5	6	-1
at Abilene Christian	15	8	+7
Norfolk State	7	14	-7
Wyoming	9	10	-1
Seattle U	7	9	-2
at NM State	3	8	-5
Chicago State	8	11	-3
at FIU	5	6	-1
Middle Tennessee	7	11	-4
WKU	11	5	+6
at LA Tech	2	8	-6
at Sam Houston	6	20	-14
Jax State	6	14	-8
Liberty	10	17	-7
NM State	22	3	+19
at WKU	11	8	+3
at Middle Tennessee	16	15	+1
WKU	7	11	-4
Sam Houston	11	8	+3
at Jax State	2	6	-4
at Liberty	13	9	+4
FIU	12	5	+7
vs. Liberty	8	2	+6
vs. Sam Houston	11	12	-1

TOTALS 322 334 -12

POINTS OFF TURNOVERS

OPPONENT	UTEP	OPP.	MARGIN
McMurry	39	13	+26
USAO	33	2	+31
UC Santa Barbara	28	7	+21
Austin Peay	14	20	-6
vs. Cal	22	20	+2
vs. Bradley	19	15	+4
at LMU	9	22	-13
Texas A&M-CC	16	22	-6
Western New Mexico	27	4	+23
at Oregon	11	29	-18
at Abilene Christian	21	12	+9
Norfolk State	15	16	-1
Wyoming	22	9	+13
Seattle U	11	14	-3
at NM State	17	14	+3
Chicago State	18	17	+1
at FIU	18	28	-10
Middle Tennessee	28	18	+10
WKU	19	17	+2
at LA Tech	14	7	+7
at Sam Houston	21	15	+6
Jax State	22	13	+9
Liberty	10	17	-7
NM State	21	17	+4
at WKU	21	18	+3
at Middle Tennessee	27	8	+19
LA Tech	14	10	+4
Sam Houston	5	13	-8
at Jax State	24	16	+8
at Liberty	23	7	+16
FIU	22	26	-4
vs. Liberty	13	15	-2
vs. Sam Houston	21	13	+8

TOTALS 645 494 +151



TEAM SINGLE-GAME RECORDS

MOST POINTS

	OPPONENT	DATE	PTS
1.	USAO	11/9/23	123
2.	New Mexico Highlands	12/30/00	121
3.	McMurry	11/6/23	120
4.	Cardinal Stritch	12/20/94	113
5.	Marshall	2/4/16	112
6.	Arkansas-Pine Bluff	11/29/00	110
7.	Tahoe Paradise	1/2/69	109
	Fort Lewis College	11/26/88	109
	UT-Permian Basin	11/22/03	109
10.	Arizona State	1/17/70	108
	Texas State	12/19/06	108

MOST FIRST HALF POINTS

	OPPONENT	DATE	PTS
1.	East Carolina	2/13/10	63
2.	UTPB	11/25/20	61
3.	Rice	2/5/04	60
4.	Roosevelt	12/11/82	59
	UT-Permian Basin	11/22/03	59
	McMurry	11/6/23	59
7.	West Texas A&M	2/27/61	57
	Jackson State	12/27/00	57
9.	UT-Pan American	12/6/99	56
	Norfolk State	12/28/09	56

MOST SECOND HALF POINTS

	OPPONENT	DATE	PTS
1.	New Mexico Highlands	12/30/00	78
2.	USAO	11/9/23	71
3.	Marshall	2/4/16	65
4.	Texas State	12/19/06	64
5.	Pasadena	2/1/61	62
	Fort Lewis	11/26/88	62
7.	Arkansas-Pine Bluff	11/29/00	61
	McMurry	11/6/23	61
9.	Arizona State	1/17/70	60
	Cardinal Stritch	12/20/94	60

FEWEST POINTS (SINCE 1950)

	OPPONENT	DATE	PTS
1.	at Wyoming	2/17/79	27
2.	at Kansas State	12/3/57	31
3.	at Old Dominion	2/17/18	33
	at North Texas	1/15/21	33
5.	Stephen F. Austin	11/26/11	35
6.	at New Mexico State	1951-52*	36
7.	at Oklahoma State	12/4/58	37
8.	New Mexico	3/10/84	38
9.	New Mexico State	12/30/74	39
	at Southern Miss	2/20/13	39
11.	at Oklahoma State	12/5/55	40
	at Arizona	12/23/64	40

FEWEST POINTS ALLOWED

	OPPONENT	DATE	PTS
1.	at Wyoming	2/17/79	28
2.	vs. Northwestern	12/2/72	29
	Wayland Baptist	12/3/74	29
4.	Texas A&M-Commerce	12/6/66	30
	at Colorado State	2/11/82	30
6.	vs. Sul Ross State	11/29/74	32
7.	Quincy College	12/1/73	34
8.	Hayward State	12/21/64	35
	Air Force	1/9/82	35
	Texas A&M-Kingsville	11/27/81	35

MOST POINTS ALLOWED

	OPPONENT	DATE	PTS
1.	at Arizona State	1/9/61	119
2.	at Texas Tech	2/27/56	117
3.	at UCF	1/23/08	109
4.	at Fresno State	2/17/01	108
	Marshall	2/4/16	108
6.	at New Mexico State	2/11/61	107
7.	at Hawaii	2/17/94	104
	at SMU	1/20/00	104
9.	Wake Forest	11/17/16	103
10.	Arizona	2/27/60	100
	at San Diego State	2/19/94	100
	Jackson State	12/22/06	100
	UAB	1/8/11	100

BIGGEST WINS

	OPPONENT	SCORE	DATE	MARGIN
1.	Fort Lewis College	109-47	11/26/88	62
2.	Alcorn State	101-41	12/19/09	60
3.	New Mexico State	107-51	2/24/65	56
4.	Colorado State	91-38	12/18/61	53
5.	Sul Ross State	84-32	11/29/74	52
	Cardinal Stritch	113-61	12/20/94	52
7.	Eastern New Mexico	89-38	12/4/65	51
	USAO	123-72	11/9/23	51
9.	New Mexico Highlands	89-39	2/10/62	50
	Arkansas-Pine Bluff	110-60	11/29/00	50
	Louisiana College	100-50	11/10/17	50
12.	St. Michael's	88-39	12/2/54	49
	McMurry	120-71	11/6/23	49
14.	Roosevelt	105-57	12/11/82	48
	Texas State	108-60	12/19/06	48

BIGGEST HOME WINS

	OPPONENT	SCORE	DATE	MARGIN
1.	Fort Lewis College	109-47	11/26/88	62
2.	Alcorn State	101-41	12/19/09	60
3.	New Mexico State	107-51	2/24/65	56
4.	Colorado State	91-38	12/18/61	53
5.	Sul Ross State	84-32	11/29/74	52
	Cardinal Stritch	113-61	12/20/94	52
7.	Eastern New Mexico	89-38	12/4/65	51
	vs. USAO	123-72	11/9/23	51
9.	New Mexico Highlands	89-39	2/10/62	50
	Arkansas-Pine Bluff	110-60	11/29/00	50
	Louisiana College	100-50	11/10/17	50

BIGGEST ROAD WINS

	OPPONENT	SCORE	DATE	MARGIN
1.	Texas Southern	104-61	12/29/07	43
2.	UCF	96-59	1/23/10	37
3.	West Texas A&M	92-59	1/28/63	33
4.	Sul Ross State	89-57	1/29/51	32
5.	New Mexico	72-42	1/13/48	30
	Wyoming	68-38	1/26/74	30
7.	Colorado State	75-46	1/10/81	29
8.	Abilene Christian	76-48	12/29/47	28
9.	Hardin-Simmons	55-31	1/15/48	24
10.	Northern Arizona	92-69	12/18/50	23
	San Diego State	77-54	1/23/92	23
	Marshall	91-68	1/28/17	23

BIGGEST LOSSES

	OPPONENT	SCORE	DATE	MARGIN
1.	at Fresno State	108-56	1/25/01	52
2.	Walz	59-10	1915-16*	49
	at Old Dominion	82-33	2/17/18	49
4.	New Mexico State	71-23	1935-36*	48
5.	Cactus Club	59-12	1915-16*	47
	New Mexico State	55-8	1917-18*	47
	New Mexico	70-23	1935-36*	47
9.	Kansas State	76-31	12/3/57	45
10.	New Mexico State	67-23	1/7/38	44
11.	Arizona State	67-24	1933-34*	43
	New Mexico State	65-22	1935-36*	43
	Arizona	93-50	2/25/48	43
14.	YMCA	54-12	1914-15*	42
	YMCA	57-15	1914-15*	42
	Texas	53-11	1923-24*	42
	Breese	45-3	1931-32*	42
	Johnson Floormen	66-24	1932-33*	42

* No date available

MOST FIELD GOALS

	OPPONENT	DATE	FGM
1.	vs. McMurry	11/6/23	50
2.	vs. New Mexico State	2/1/66	46
	vs. Illinois Tech	12/22/79	46
4.	at Assumption (n)	12/6/80	45
5.	vs. Roosevelt	12/11/82	44
6.	vs. Rice	2/5/04	43
7.	vs. St. Michael's College	12/12/61	42
	vs. Missouri State	1/28/64	42
	vs. New Mexico State	2/24/65	42
	vs. Arkansas-Pine Bluff	11/29/00	42

MOST FIELD GOAL ATTEMPTS

	OPPONENT	DATE	FGA
1.	vs. Pasadena	2/1/61	112
2.	vs. St. Michael's College	12/12/61	103
3.	vs. West Texas A&M	2/27/61	99
4.	vs. New Mexico State	2/1/66	94
5.	at New Mexico State	2/11/61	91
	vs. Western New Mexico	1/2/62	91
7.	vs. Sul Ross State	1/3/59	90
	vs. New Mexico	12/10/60	90
	vs. Western New Mexico	1/4/64	90
10.	vs. West Texas A&M	2/24/58	88
	vs. Illinois Tech	12/22/79	88

BEST FIELD GOAL PERCENTAGE

	OPPONENT	DATE	FG-FGA	PCT
1.	vs. New Mexico	1956-57*	25-35	.800
2.	vs. Hardin-Simmons	1/5/57	36-49	.735
3.	vs. Midwestern State	12/1/86	30-43	.698
4.	vs. Wabash	12/11/73	36-52	.692
5.	at FIU	2/25/17	35-52	.673
6.	vs. Utah	1/5/89	32-48	.667
7.	vs. Regis	12/20/82	35-53	.660
	vs. Colorado State	1/24/89	31-47	.660
9.	at Oregon State	2/4/86	26-40	.650
10.	at Utah	1/4/82	24-37	.649

BEST FIELD GOAL PERCENTAGE 1ST HALF

	OPPONENT	DATE	FG-FGA	PCT
1.	at Charlotte	2/27/16	21-28	.750
2.	vs. Utah	1/5/89	20-27	.741
3.	vs. Hawaii	1/8/96	21-29	.724
4.	vs. Colorado State	1/24/89	18-25	.720
	vs. Boise State	1/25/03	18-25	.720
6.	vs. Midwestern State	11/29/75	23-32	.719
7.	vs. Arkansas-Pine Bluff	12/29/11	20-28	.714
	vs. East Carolina	1/18/12	15-21	.714
9.	vs. Rice	2/5/04	24-34	.706



TEAM SINGLE-GAME RECORDS

10.	at Colorado	12/13/75	18-26	.692
	at Wyoming	3/8/86	18-26	.692
	vs. Boston College	12/28/87	18-26	.692
	vs. Sam Houston State	12/23/89	18-26	.692
	vs. Delaware State	11/21/04	18-26	.692

BEST FIELD GOAL PERCENTAGE 2ND HALF

OPPONENT	DATE	FG-FGA	PCT	
1. at San Diego State	1/27/79	11-13	.846	
2. vs. New Mexico	1/22/83		.842	
3. at Utah	1/4/82		.824	
4. at Oregon State	2/4/86	14-17	.823	
5. vs. Florida Tech	12/15/78		.797	
6. at New Mexico State	11/27/95	18-23	.783	
7. vs. Arkansas-Pine Bluff	12/22/12	17-22	.773	
8. vs. Marshall	3/2/11	16-21	.762	
9. vs. Tulsa	1/8/05	19-25	.760	
10. vs. Colorado State	1/15/83		.750	
	vs. New Mexico State	1/6/00	15-20	.750

LOWEST FG PERCENTAGE ALLOWED (SINCE 1950)

OPPONENT	DATE	FG-FGA	PCT	
1. Eastern New Mexico	12/4/65	10-48	.208	
2. vs. Hayward State	12/21/64	11-52	.212	
	William & Mary	12/29/64	14-66	.212
	Sul Ross State	11/29/74	11-52	.212
5. vs. Abilene Christian	12/3/66	17-79	.215	
6. Texas A&M-Commerce	12/6/66	9-41	.220	
7. Colorado State	12/18/61	17-74	.230	
	Jacksonville State	12/18/95	14-61	.230
9. South Dakota	12/21/65	15-65	.231	
10. Quincy	12/1/73	11-47	.234	

HIGHEST FG PERCENTAGE ALLOWED

OPPONENT	DATE	FG-FGA	PCT	
1. vs. North Carolina St. (n)	3/17/85	30-41	.731	
2. at Hawaii	1/21/89	34-48	.708	
3. at UCF	1/23/08	40-57	.702	
4. at Arizona	2/4/57	39-56	.696	
5. Utah	2/9/79	30-45	.667	
	at Wyoming	1/17/87	30-45	.667
	at Arizona	12/16/95	32-48	.667
8. New Mexico	1/26/85	27-42	.643	
	Wyoming (n)	3/12/88	27-42	.643
	Utah	1/30/97	27-42	.643

MOST 3-POINT FIELD GOALS

OPPONENT	DATE	3FG	
1. vs. UT-Permian Basin	11/22/03	15	
	vs. East Carolina	2/13/10	15
	at New Mexico	12/7/16	15
	Southern Miss	1/8/22	15
5. vs. New Mexico State	12/6/93	14	
	at BYU	1/26/95	14
	vs. Arkansas-Pine Bluff	11/29/00	14
	vs. Lipscomb	3/14/06	14
	vs. Texas State	12/19/06	14
	at Texas Southern	12/29/07	14
	vs. James Madison (n)	12/29/08	14
	at Southern Miss	2/19/22	14

MOST 3-POINT FIELD ATTEMPTS

OPPONENT	DATE	3FA	
1. at Southern Miss	1/31/07	37	
2. at Colorado State	2/18/95	34	
	vs. Samford	12/14/98	34
4. vs. James Madison (n)	12/29/08	33	
	vs. UTSA	1/15/20	33
6. vs. New Mexico	1/2/08	32	
	at UTSA	1/18/20	32
	vs. Southern Miss	3/1/20	32
	vs. Benedictine Mesa	12/20/20	32
10. vs. Arkansas-Pine Bluff	11/29/00	31	
	vs. Northern Arizona	12/17/16	31
12. vs. New Mexico State	12/7/92	30	
	at New Mexico State	11/30/96	30
	at Syracuse	11/12/06	30

BEST 3-POINT FIELD GOAL PERCENTAGE (MINIMUM 10 ATTEMPTS)

OPPONENT	DATE	3FG-FGA	PCT
1. vs. Middle Tennessee	1/31/15	12-16	.750
2. vs. Auburn (n)	12/25/12	9-13	.692
3. at FIU	2/23/23	8-12	.667
	at Utah	1/13/90	.667
	vs. FIU (n)	3/12/15	.667
6. at New Mexico	2/19/98	11-17	.647
	vs. UTSA	3/5/16	.647
8. vs. Arkansas-Pine Bluff	12/22/12	9-14	.643
	at Rice	2/18/17	.643
10. vs. Morgan State	12/31/86	7-11	.636
	vs. New Mexico	1/31/87	.636
	at FIU	2/25/17	.636

MOST FREE THROWS

OPPONENT	DATE	FTM
1. vs. Sul Ross State	11/24/03	41
2. vs. Arizona State	1/17/70	40
3. vs. Tulsa (n)	3/15/85	39
4. vs. Missouri	12/23/69	38

	vs. New Mexico State	2/20/02	38
6.	vs. North Texas	12/29/56	37
	vs. New Mexico State	12/18/04	37
8.	vs. Kentucky (n)	3/19/66	36
	at BYU	3/1/97	36
	vs. Jackson State	11/24/98	36

MOST FREE THROW ATTEMPTS

OPPONENT	DATE	FTA	
1. vs. Tulsa (n)	3/15/85	55	
	vs. Sul Ross State	11/24/03	55
3. at UNLV	12/8/80	52	
4. vs. McMurry	12/9/54	50	
	vs. Belhaven	11/27/94	50
	vs. East Carolina	2/23/08	50
7. vs. New Mexico State	2/20/02	49	
8. vs. Arizona State	1/17/70	48	
	at Southern Miss	2/11/06	48
10. vs. Loyola (New Orleans)	11/14/15	47	

BEST FREE THROW PERCENTAGE (MINIMUM 10 ATTEMPTS)

OPPONENT	DATE	FT-FTA	PCT	
1. at Hardin-Simmons	3/2/59	15-15	1.000	
	vs. Oklahoma Christian	12/3/69	15-15	1.000
	vs. Sul Ross State	12/5/20	13-13	1.000
	vs. Arizona State	1/13/77	11-11	1.000
	at Boise State	1/1/05	10-10	1.000
6. vs. Fresno State	2/10/05	26-27	.963	
7. vs. Washington State	12/9/18	21-22	.955	
8. vs. New Mexico State	1/23/71	20-21	.952	
9. vs. Missouri	12/23/69	38-40	.950	
10. vs. Fresno State	2/24/94	15-16	.938	
	vs. Southern	12/17/11	15-16	.938
12. vs. Southern Cal College	11/25/95	14-15	.933	
	vs. New Mexico	2/20/97	28-30	.933
	at NM State	12/3/19	14-15	.933

MOST REBOUNDS

OPPONENT	DATE	REB	
1. vs. Western New Mexico	1/4/64	79	
2. vs. Hardin-Simmons	2/25/61	77	
	vs. West Texas A&M	2/18/63	77
4. vs. Wayland Baptist	12/3/62	76	
5. vs. Eastern New Mexico	2/15/61	74	
6. vs. St. Michael's College	12/12/61	72	
	vs. Missouri State	1/28/64	72
8. vs. West Texas A&M	2/27/61	69	
	vs. Colorado State	12/18/61	69
	vs. New Mexico State	2/24/64	69

MOST ASSISTS

OPPONENT	DATE	AST	
1. vs. McMurry	11/6/23	33	
2. vs. BYU	1/4/74	29	
	vs. UT-Permian Basin	11/21/05	29
	vs. East Carolina	2/13/10	29
	vs. Louisiana College	11/12/16	29
6. vs. Rider	12/21/87	28	
	vs. Arkansas-Pine Bluff	11/29/00	28
	vs. Arkansas-Monticello	11/16/01	28
9. vs. Roosevelt	12/11/82	27	
	vs. Rice	2/5/04	27
	vs. Lipscomb	3/14/06	27

MOST BLOCKS

OPPONENT	DATE	BLK	
1. vs. Fort Lewis	11/26/88	16	
2. vs. Cleveland State	12/29/88	15	
3. vs. Memphis (n)	12/16/77	13	
	vs. Sam Houston State	12/23/89	13
5. vs. Utah	2/15/90	12	
	vs. Abilene Christian	12/18/93	12
	at Middle Tennessee	1/16/14	12
	at UTSA	1/23/22	11
9. vs. New Mexico State	11/27/89	11	
	at Wyoming	2/28/91	11
	vs. Houston Baptist	11/30/91	11
	vs. New Mexico State	12/7/91	11
	vs. Rice	2/7/02	11
	vs. Texas Southern	11/14/08	11

MOST STEALS

OPPONENT	DATE	TO	
1. Sul Ross State	11/15/22	24	
2. Cardinal Stritch	12/20/94	21	
3. UT-Permian Basin	11/21/05	19	
	McMurry	11/6/23	19
5. Norfolk State	12/28/09	18	
	Fort Hays State	1/7/82	18
	Louisiana College	12/23/80	18
	USAO	11/9/23	18
9. Northern New Mexico College	12/3/22	17	
	Alabama State	12/27/04	17
	Fort Lewis	11/26/88	17

Bold denotes Joe Golding era



INDIVIDUAL GAME RECORDS

POINTS

NAME	OPPONENT	DATE	PTS
1. Jim Barnes (Sr.)	vs. Western New Mexico	1/4/1964	51
2. Antoine Gillespie (Jr.)	at Hawaii	2/17/1994	45
Randy Culpepper (Jr.)	vs. East Carolina	2/13/2010	45
4. Stefon Jackson (Sr.)	at Santa Clara	12/30/2008	44
5. Jim Barnes (Sr.)	vs. Long Beach State	12/13/1963	42
Jim Barnes (Sr.)	vs. Texas A&M (n)	3/4/1964	42
7. Jim Barnes (Sr.)	vs. Missouri State	1/28/1964	41
Stefon Jackson (Jr.)	vs. East Carolina	2/23/2008	41
9. Jim Barnes (Sr.)	vs. West Texas State	1/8/1964	40
10. Randy Culpepper (Jr.)	at UCF	1/23/2010	39

FIELD GOALS MADE

NAME	OPPONENT	DATE	FGM
1. Jim Barnes (Sr.)	vs. Western New Mexico	1/4/1964	19
2. Jim Barnes (Sr.)	vs. Long Beach State	12/13/1963	17
3. Nolan Richardson (So.)	at New Mexico State	2/11/1961	16
Jim Barnes (Sr.)	vs. San Jose State	12/14/1963	16
Jim Barnes (Sr.)	vs. Missouri State	1/28/1964	16
Jim Barnes (Sr.)	vs. Texas A&M (n)	3/4/1964	16
Nate Archibald (Jr.)	vs. Montana State (n)	12/28/1968	16
8. Al Tolen (Sr.)	at Arizona State	1/9/1961	15
Antoine Gillespie (Sr.)	at Hawaii	2/17/1994	15
Bryson Williams (Jr.)	vs. East Central	11/27/2019	15
11. Nolan Richardson (So.)	vs. West Texas State	2/27/1961	14
Jim Barnes (Sr.)	vs. Tennessee Tech	12/19/1963	14
Jim Barnes (Sr.)	at New Mexico State	2/17/1964	14
Willie Worsley (Jr.)	at West Texas State	1/10/1967	14
Antoine Gillespie (Jr.)	vs. Hawaii	1/13/1994	14
Brandon Wolfram (Jr.)	vs. TCU	2/17/2000	14
Brandon Wolfram (Sr.)	vs. Alcorn State	12/9/2000	14
Randy Culpepper (Jr.)	vs. East Carolina	2/13/2010	14

FIELD GOALS ATTEMPTED

NAME	OPPONENT	DATE	FGA
1. Nolan Richardson (So.)	vs. Pasadena College	2/1/1961	31
2. Jim Barnes (Sr.)	vs. Western New Mexico	1/4/1964	30
Randy Culpepper (Sr.)	at UAB	1/8/2011	30
4. Al Tolen (Jr.)	vs. Arizona	2/27/1960	29
Nolan Richardson (So.)	at New Mexico State	2/11/1961	29
Jim Barnes (Sr.)	vs. Long Beach State	12/13/1963	29
7. Nolan Richardson (So.)	vs. West Texas State	2/27/1961	27
8. Gerald Rogers (Jr.)	vs. North Texas State	12/29/1951	26
Al Tolen (Jr.)	at West Texas State	2/13/1960	26
Al Tolen (Sr.)	at Arizona State	1/9/1961	26
Al Tolen (Sr.)	vs. Pasadena College	2/1/1961	26
Antoine Gillespie (Sr.)	at Colorado State	2/18/1995	26
Stefon Jackson (Sr.)	vs. Houston (n)	3/12/2009	26
Bryson Williams	at Hawai'i	12/22/2019	26

FIELD GOAL PERCENTAGE (MIN. 6 MADE)

NAME	OPPONENT	DATE	PCT
1. Marlon Maxey (So.)	vs. BYU	2/17/1990	1.000 (9-9)
George Banks (Sr.)	vs. UT-Pan American	12/28/1994	1.000 (9-9)
Cedrick Lang (Fr.)	vs. Arkansas-Pine Bluff	12/29/2011	1.000 (9-9)
4. Al Tolen (Sr.)	at Oklahoma	12/1/1960	1.000 (8-8)
Bob Dibler (Sr.)	vs. Air Force	1/16/1965	1.000 (8-8)
Frank Keton (So.)	vs. Indiana	12/29/1972	1.000 (8-8)
Elijah Jones (R-Fr.)	vs. McMurry	11/6/23	1.000 (8-8)
8. Bobby Joe Hill (So.)	vs. West Texas A&M	2/26/1962	1.000 (7-7)
Orsten Artis (Sr.)	at West Texas A&M	2/24/1966	1.000 (7-7)
Kenny John (So.)	vs. Seattle	2/18/1967	1.000 (7-7)
Mike Richmond (Jr.)	vs. Stephen F. Austin	12/3/1986	1.000 (7-7)
John Bohannon (So.)	vs. SMU	1/14/2012	1.000 (7-7)
Cedrick Lang (Jr.)	vs. Northwestern State	12/19/2013	1.000 (7-7)
Terry Winn (Fr.)	vs. LA Tech	2/20/2016	1.000 (7-7)
15. Luster Goodwin (Fr.)	vs. Texas A&M-Kingsville	11/27/1981	1.000 (6-6)
Wayne Campbell (Sr.)	at Ark.-Little Rock	12/10/1987	1.000 (6-6)
Antonio Davis (So.)	vs. Lamar	12/17/1987	1.000 (6-6)
Ralph Davis (Jr.)	at Texas Tech	12/9/1992	1.000 (6-6)
Jeremy Primozich (So.)	vs. St. Francis	12/9/1995	1.000 (6-6)
Brandon Wolfram (Fr.)	vs. Penn State	12/27/1997	1.000 (6-6)
Claude Britten (Jr.)	vs. Tulane	1/27/2010	1.000 (6-6)
John Bohannon (Fr.)	vs. Memphis	2/26/2011	1.000 (6-6)
Gabriel McCulley (Sr.)	vs. Rice	2/29/2012	1.000 (6-6)
John Bohannon (Sr.)	vs. East Carolina	3/12/2013	1.000 (6-6)
Cedrick Lang (Sr.)	vs. Alcorn State	12/21/2014	1.000 (6-6)

3-POINT FIELD GOALS MADE

NAME	OPPONENT	DATE	3FGM
1. Randy Culpepper (Jr.)	at UCF	1/23/2010	9
Randy Culpepper (Jr.)	vs. East Carolina	2/13/2010	9
3. Randy Culpepper (So.)	vs. James Madison (n)	12/29/2008	8
Daryl Edwards (Gr.)	vs. Rice	2/22/2020	8
5. Antoine Gillespie (Jr.)	vs. New Mexico State	12/6/1993	7
Mark Ingles (Sr.)	at Utah	2/1/1996	7
Mark Ingles (Sr.)	at San Diego State	2/24/1996	7
Jarvis Mullahon (Jr.)	at New Mexico State	11/28/1998	7
Jarvis Mullahon (Sr.)	vs. Fresno State	2/12/2000	7
Omar Duran (Jr.)	vs. Fresno State	2/6/2003	7
Omar Duran (Jr.)	vs. San Jose State (n)	3/11/2003	7
Miguel Ayala (Sr.)	vs. SMU	1/28/2006	7
Randy Culpepper (Fr.)	vs. SMU (n)	3/12/2008	7
Randy Culpepper (Jr.)	at Marshall	3/2/2010	7
Dominic Artis (Jr.)	UTRGV	12/29/2015	7
Deon Barrett (Fr.)	at New Mexico	12/7/2016	7
Jamal Bieniemy (R-Jr.)	at Rice	2/3/2022	7

3-POINT FIELD GOALS ATTEMPTED

NAME	OPPONENT	DATE	3FGA
1. Randy Culpepper (So.)	at New Mexico State	12/14/2008	19
2. Randy Culpepper (Jr.)	at UCF	1/23/2010	15
3. Mark Ingles (Sr.)	at San Diego State	2/24/1996	14
Randy Culpepper (So.)	vs. James Madison (n)	12/29/2008	14
Randy Culpepper (So.)	at Tulane	2/28/2009	14
6. Antoine Gillespie (Sr.)	at Colorado State	2/18/1995	13
Randy Culpepper (Fr.)	vs. SMU (n)	3/12/2008	13
Keith Frazier (Sr.)	vs. North Dakota State	12/22/2017	13
Isiah Osborne (So.)	at UTSA	1/20/2018	13
8. Antoine Gillespie (Jr.)	vs. New Mexico State	12/6/1993	12
Mark Ingles (Jr.)	vs. Colorado State	2/18/1995	12
Carl Davis (Sr.)	at Arizona	12/16/1996	12
Mark Ingles (Sr.)	at Hawaii	2/22/1996	12
Kimani Jones-Young (Sr.)	at New Mexico State	11/30/1996	12
Jarvis Mullahon (Sr.)	vs. Fresno State	2/12/2000	12
Omar Duran (Jr.)	vs. Columbia	12/27/2002	12
Omar Duran (Jr.)	vs. Fresno State	2/6/2003	12
Omar Duran (Jr.)	vs. San Jose State (n)	3/11/2003	12
Miguel Ayala (Sr.)	vs. SMU	1/28/2006	12
Kevin Henderson (Sr.)	at Southern Miss	1/31/2007	12
Randy Culpepper (Fr.)	vs. Wyoming	12/22/2007	12
Randy Culpepper (Fr.)	vs. New Mexico	1/2/2008	12
Randy Culpepper (So.)	at Oregon State	3/30/2009	12
Randy Culpepper (Jr.)	vs. Mississippi (n)	12/16/2009	12
Randy Culpepper (Jr.)	vs. East Carolina	2/13/2010	12
Daryl Edwards (Gr.)	vs. Rice	2/22/2020	12

3-POINT FG PERCENTAGE (MIN. 5 MADE)

NAME	OPPONENT	DATE	PCT
1. Jeff Spillar (Jr.)	vs. Fresno State	2/29/1996	1.000 (5-5)
Jarvis Mullahon (Sr.)	at Florida International	1/2/2000	1.000 (5-5)
Jacques Streeter (Sr.)	vs. SMU	1/19/2013	1.000 (5-5)

FREE THROWS MADE

NAME	OPPONENT	DATE	FTM
1. Jim Babers (Sr.)	at Arizona State	2/11/1956	21
Stefon Jackson (Jr.)	vs. East Carolina	2/23/2008	21
3. Stefon Jackson (Sr.)	vs. Marshall	2/14/2009	20
4. Charlie Brown (So.)	at West Texas State	2/15/1957	17
Nate Archibald (Sr.)	at Colorado State	1/8/1970	17
Stefon Jackson (Jr.)	vs. Wyoming	12/22/2007	17
Stefon Jackson (Sr.)	vs. Southern Miss	1/31/2009	17
8. Jim Barnes (Sr.)	vs. West Texas A&M	1/8/1964	16
Fred Reynolds (Sr.)	at Hawaii	2/11/1984	16
John Tofi (Sr.)	at Southern Miss	2/11/2006	16
Stefon Jackson (So.)	vs. Jackson State	12/22/2006	16
12. Ed Haller (Jr.)	vs. Abilene Christian	12/6/1954	15
Jim Babers (Sr.)	vs. Arizona	1/7/1956	15
John Saffie (So.)	vs. Utah	1/5/1974	15
Kevin Hamilton (Fr.)	vs. McNeese State	12/18/1982	15
Eddie Rivera (Sr.)	vs. Utah (n)	3/12/1993	15
Brandon Wolfram (Sr.)	at New Mexico State	12/2/2000	15
Souley Boum (Jr.)	vs. FIU	2/13/2021	15

FREE THROWS ATTEMPTED

NAME	OPPONENT	DATE	FTA
1. Stefon Jackson (Jr.)	vs. East Carolina	2/23/2008	27
2. Jim Babers (Sr.)	vs. Arizona State	2/11/1956	23
3. Jim Barnes (Sr.)	vs. Western New Mexico	1/4/1964	22
4. Charlie Brown (So.)	at West Texas A&M	2/15/1957	21
Tim Hardaway (Sr.)	vs. Texas Southern	11/28/1988	21
Stefon Jackson (Jr.)	vs. Wyoming	12/22/2007	21
7. Nate Archibald (Sr.)	at Colorado State	1/8/1970	20
Dave Feitl (Jr.)	vs. San Diego State	3/9/1985	20
Antonio Davis (Jr.)	vs. Texas Southern	11/28/1988	20
Stefon Jackson (Sr.)	vs. Marshall	2/14/2009	20
11. Jim Babers (Sr.)	vs. Arizona	1/7/1956	19
Antoine Gillespie (Jr.)	vs. New Mexico State	12/6/1993	19
John Tofi (Sr.)	at Southern Miss	2/11/2006	19
Stefon Jackson (Jr.)	vs. USC Upstate	12/21/2007	19

FREE THROW PERCENTAGE (MIN. 11 MADE)

NAME	OPPONENT	DATE	PCT
1. Stefon Jackson (Sr.)	vs. Marshall	2/14/2009	1.000 (20-20)
2. Omar Thomas (Sr.)	vs. Rice (n)	3/11/2005	1.000 (14-14)
Omar Thomas (Sr.)	at Rice	2/5/2005	1.000 (14-14)
Souley Boum (So.)	vs. Southern Miss	1/9/2020	1.000 (14-14)
5. Omar Thomas (Sr.)	vs. New Mexico State	12/18/2004	1.000 (13-13)
Omar Thomas (Jr.)	vs. Boise State	1/3/2004	1.000 (13-13)
Souley Boum (Jr.)	vs. Sul Ross State	12/5/2020	1.000 (13-13)
8. Nate Archibald (Jr.)	vs. So. Colorado	12/7/1968	1.000 (12-12)
Chris Blocker (Sr.)	vs. UAB	12/29/1987	1.000 (12-12)
Antoine Gillespie (Jr.)	at San Diego State	2/19/1994	1.000 (12-12)
Omar Thomas (Sr.)	vs. Louisiana Tech	2/22/2005	1.000 (12-12)
Stefon Jackson (Sr.)	at New Mexico	1/6/2009	1.000 (12-12)
Randy Culpepper (Sr.)	vs. Tulsa	1/5/2011	1.000 (12-12)
Randy Culpepper (Sr.)	vs. Houston	2/19/2011	1.000 (12-12)
Lee Moore (Jr.)	vs. FIU (n)	3/9/2016	1.000 (12-12)
16. David Lattin (Jr.)	vs. New Mexico	12/16/1966	1.000 (11-11)
Dick Gibbs (Sr.)	vs. Western New Mex.	12/4/1970	1.000 (11-11)
Brandon Wolfram (Sr.)	vs. Houston	12/28/2000	1.000 (11-11)
Giovanni St. Amant (Fr.)	vs. San Jose State	3/11/2003	1.000 (11-11)
John Tofi (Sr.)	at SMU	1/11/2006	1.000 (11-11)
Stefon Jackson (Sr.)	vs. Arizona State (n)	11/30/2008	1.000 (11-11)



INDIVIDUAL GAME RECORDS

REBOUNDS

NAME	OPPONENT	DATE	REB
1. Jim Barnes (Sr.)	vs. Western New Mexico	1/4/1964	36
2. Jim Barnes (Sr.)	vs. Missouri State	1/28/1964	28
3. Jim Barnes (Sr.)	vs. Hardin-Simmons	2/16/1963	27
Jim Barnes (Sr.)	vs. Centenary	12/16/1963	27
5. Jim Barnes (Sr.)	vs. Tennessee Tech	12/19/1963	26
Jim Barnes (Sr.)	vs. West Texas A&M	1/8/1964	26
7. Jim Barnes (Sr.)	vs. Long Beach State	12/13/1963	25
8. Al Tolen (Sr.)	vs. Arizona State	2/20/1961	24
Al Tolen (Sr.)	vs. West Texas A&M	2/27/1961	24
Jim Barnes (Sr.)	at Wisconsin	12/8/1962	24
Jim Barnes (Sr.)	vs. Los Angeles State	12/22/1962	24
Jim Barnes (Sr.)	vs. Tarleton State	12/9/1963	24
14. Terry White (Sr.)	vs. Texas Southern	12/12/1981	24
Jim Barnes (Sr.)	vs. Arizona State	1/5/1963	23
Al Tolen (Sr.)	at Arizona	1/7/1961	23
Al Tolen (Sr.)	vs. Hardin-Simmons	2/25/1961	23
17. Jim Barnes (Sr.)	vs. Tennessee Tech	12/19/1963	22
Jim Barnes (Sr.)	vs. Clemson	12/28/1963	22
Jojo Garcia (Sr.)	vs. BYU	2/1/1997	22
20. Jim Barnes (Sr.)	vs. North Texas State	11/30/1963	21
Tom Pauling (Sr.)	at West Texas A&M	12/9/1976	21
22. Ted Sterrett (So.)	vs. Wayland	12/12/1960	20
Nolan Richardson (So.)	vs. Eastern New Mexico	2/15/1961	20
Bobby Joe Hill (Jr.)	vs. Arizona	1/13/1962	20
Jim Barnes (Sr.)	vs. UT-Pan American	2/22/1964	20
Jim Barnes (Sr.)	at Hardin-Simmons	1/26/1963	20
Jim Barnes (Sr.)	vs. West Texas A&M	2/18/1963	20
Jim Barnes (Sr.)	vs. New Mexico State	2/23/1963	20
Terry White (So.)	vs. Texas A&M-Kingsville	12/1/1979	20
Terry White (Sr.)	vs. Texas A&M-Kingsville	11/27/1981	20
Efe Odigie (Fr.)	at Marshall	1/31/2019	20

ASSISTS

NAME	OPPONENT	DATE	AST
1. Filiberto Rivera (Sr.)	vs. Louisiana Tech	2/25/200	18
2. Joe Griffin (Sr.)	vs. Sam Houston State	12/23/1989	14
3. Eddie Rivera (Sr.)	vs. Mississippi College	2/3/1993	13
Dominic Artis (Sr.)	vs. Louisiana College	11/12/2016	13
5. Tim Hardaway (Sr.)	at San Diego State	1/19/1989	12
Joe Griffin (Sr.)	vs. Austin Peay State	12/29/1989	12
Filiberto Rivera (Sr.)	vs. Alabama State	12/27/2004	12
Filiberto Rivera (Sr.)	vs. Fresno State	2/10/2005	12
Julyan Stone (So.)	vs. New Mexico State	12/20/2009	12
Jacques Streeter (Sr.)	vs. Houston	3/14/2013	12
Dominic Artis (Sr.)	at New Mexico	12/7/2016	12
Dominic Artis (Sr.)	vs. Northern Arizona	12/17/2016	12
13. Eddie Rivera (Sr.)	vs. Air Force	1/7/1993	11
Eddie McRae (Sr.)	vs. UT-San Antonio	12/1/1998	11
Filiberto Rivera (Sr.)	vs. Rice (n)	3/11/2005	11
Malik Alvin (Fr.)	vs. Texas State	12/19/2006	11
Marvin Kilgore (Sr.)	vs. Southeastern Louisiana	12/19/2007	11
Marvin Kilgore (Sr.)	vs. Houston	3/8/200	11
Julyan Stone (So.)	vs. Georgia Southern	11/18/2008	11
Julyan Stone (So.)	vs. Texas Tech	12/17/2008	11
Julyan Stone (So.)	at SMU	1/10/2009	11
Julyan Stone (So.)	at Houston	1/28/2009	11
Julyan Stone (Sr.)	vs. East Carolina	2/13/2010	11
Souley Boum (Jr.)	vs. Sul Ross State	12/5/2020	11

STEALS

NAME	OPPONENT	DATE	STL
1. Otis Frazier III	Middle Tennessee	1/18/2024	8
Edgar Moreno (Sr.)	vs. UT-Permian Basin	11/21/2005	8
3. Otis Frazier III	at Jax State	2/29/2024	7
Shamar Givance (Sr.)	at UAB	12/29/2022	7
Souley Boum (R-Jr.)	vs. MT	3/10/2022	7
Tim Hardaway (So.)	vs. Colorado State	1/23/1987	7
Tim Hardaway (Jr.)	at New Mexico State	12/12/1987	7
Tim Hardaway (Sr.)	vs. Fort Lewis	11/26/1988	7
Tim Hardaway (Sr.)	vs. South Carolina State	12/27/1988	7
Gym Bice (So.)	vs. Hawaii	1/24/1991	7
Sharif Fajardo (Sr.)	at Hawaii	2/4/1999	7
Filiberto Rivera (Sr.)	at San Jose State	2/16/2005	7
Kevin Henderson (Jr.)	vs. Pacific	12/20/2005	7
14. Shamar Givance (Sr.)	UAB	2/16/2023	6
Byron Walker (Sr.)	at New Mexico	2/19/1983	6
Tim Hardaway (Jr.)	vs. St. Mary's (n)	11/28/1987	6
Tim Hardaway (Sr.)	vs. Alcorn State	12/2/1988	6
George Banks (Jr.)	vs. San Diego State	1/15/1994	6
Eugene Costello (Jr.)	vs. Alcorn State	12/9/2000	6
Filiberto Rivera (Jr.)	vs. SMU	1/29/2004	6
Omar Thomas (Sr.)	vs. Boise State	3/5/2005	6
Randy Culpepper (Fr.)	vs. USC Upstate	12/21/2007	6
Randy Culpepper (Fr.)	vs. UAB	2/27/2008	6
Randy Culpepper (So.)	vs. Marshall	2/14/2009	6
McKenzie Moore (So.)	at Tulsa	1/16/2013	6
Earvin Morris (Jr.)	at North Texas	1/2/2015	6
Nigel Hawkins (So.)	vs. East Central	11/27/2020	6
Jordan Lathon (So.)	vs. Southern Miss	3/1/2020	6

BLOCKS

NAME	OPPONENT	DATE	BLK
1. Wayne Campbell (Sr.)	vs. Northern Illinois	12/4/1987	8
David Van Dyke (Sr.)	vs. San Diego State	1/18/1992	8
Brian Stewart (Jr.)	vs. Florida A&M	12/18/2000	8
4. David Van Dyke (Fr.)	vs. Fort Lewis	11/26/1988	7
David Van Dyke (Fr.)	vs. Alcorn State	12/2/1988	7
David Van Dyke (Sr.)	vs. Southern Utah	2/24/1992	7
David Van Dyke (Sr.)	at Colorado State	3/12/1992	7
John Bohannon (Sr.)	at Middle Tennessee	1/16/2014	7
9. David Van Dyke (Fr.)	vs. Cleveland State	12/29/1988	6
David Van Dyke (So.)	vs. South Carolina	12/28/1989	6
David Van Dyke (Jr.)	at New Mexico State	11/29/1990	6
David Van Dyke (Jr.)	vs. Colorado State	1/5/1991	6
David Van Dyke (Sr.)	vs. Houston Baptist	11/30/1991	6
David Van Dyke (Sr.)	vs. Texas Wesleyan	12/18/1991	6
David Van Dyke (Sr.)	vs. Utah	1/11/1992	6
George Banks (Sr.)	vs. Wyoming	1/12/1995	6
George Banks (Sr.)	vs. Colorado State	1/14/1995	6
George Banks (Sr.)	vs. BYU	2/2/1995	6
George Banks (Sr.)	vs. Utah	2/4/1995	6
Brian Stewart (Sr.)	vs. New Mexico State	2/20/2002	6
Hooper Vint (Sr.)	at UAB	1/9/2016	6

BOLD denotes active Miners



UTEP VS. LIBERTY (CUSA QUARTERS)



Official Basketball Box Score - Final

UTEP at Liberty

03/14/24 Propst Arena at the Von Braun Center, Huntsville
2023-24 Men's Basketball

Game Time: 5:30 PM

Game Duration: 1:58

Attendance: 2,265

Officials: Gary Maxwell, Antonio Petty, Steve Divine

UTEP - 66

Record: 17-15

NO.	Name	Min	FG			Rebounds			Fouls		TP	AS	TO	ST	Blocks		+/-
			M-A	M-A	M-A	OR	DR	TOT	PF	FD					BS	BA	
23	Otis Frazier III	F 27:06	2-8	0-3	0-0	1	4	5	2	1	4	1	2	1	0	2	4
34	Kevin Kalu	F 14:53	2-3	0-0	1-1	2	1	3	2	1	5	0	3	0	0	1	-11
0	Zid Powell	G 34:20	3-7	0-1	7-9	1	6	7	2	7	13	4	1	2	0	0	10
2	Tae Hardy	G 34:48	4-11	0-2	3-4	0	4	4	5	2	11	1	2	1	0	1	1
4	Corey Camper Jr.	G 36:02	3-6	1-3	0-0	0	3	3	2	0	7	2	2	2	0	0	9
13	Calvin Solomon	24:21	1-3	0-0	0-0	1	2	3	1	3	2	1	0	2	0	1	14
5	David Terrell Jr.	17:13	4-5	0-0	4-4	1	1	2	0	2	12	0	3	2	0	0	19
32	Derick Hamilton	07:58	4-5	0-0	2-2	1	0	1	1	3	10	0	0	1	0	0	-2
11	Trey Horton	03:18	0-0	0-0	2-2	0	0	0	0	1	2	0	0	0	0	0	1
Team						1	4	5			0		0				
Totals			23-48	1-9	19-22	8	25	33	15	20	66	9	13	11	0	5	9

Shooting By Period		
1 st FG%	12-25	48.0%
3PT%	1-5	20.0%
FT%	6-6	100%
2 nd FG%	11-23	47.8%
3PT%	0-4	0.0%
FT%	13-16	81.3%
GM FG%	23-48	47.9%
3PT%	1-9	11.1%
FT%	19-22	86.4%

Dead Ball Rebounds: 1, 0

Technical Fouls::NONE

Liberty - 57

Record: 18-14

NO.	Name	Min	FG			Rebounds			Fouls		TP	AS	TO	ST	Blocks		+/-
			M-A	M-A	M-A	OR	DR	TOT	PF	FD					BS	BA	
22	Kyle Rode	F 34:45	4-11	2-7	0-0	0	3	3	4	0	10	5	5	0	0	0	1
25	Zach Cleveland	F 35:25	3-8	0-0	1-3	3	5	8	2	3	7	6	4	1	2	0	-7
0	Colin Porter	G 32:31	0-4	0-1	1-3	1	2	3	2	2	1	5	1	3	1	0	-5
3	Kaden Metheny	G 33:06	7-13	6-10	0-0	0	0	0	4	4	20	1	2	0	0	0	-10
23	Joseph Venzant	G 35:49	5-7	0-0	0-1	2	6	8	4	3	10	0	1	0	2	0	-4
1	Brody Peebles	16:07	2-6	1-2	2-2	1	1	2	1	1	7	0	2	0	0	0	-11
33	Shiloh Robinson	11:21	1-1	0-0	0-1	0	0	0	2	2	2	0	0	0	0	0	-5
11	Zander Yates	00:45	0-0	0-0	0-0	0	0	0	0	0	0	0	0	0	0	0	-2
21	Gabriel McKay	00:06	0-0	0-0	0-0	0	0	0	1	0	0	0	0	0	0	0	-1
34	Ben Southerland	00:05	0-0	0-0	0-0	0	0	0	0	0	0	0	0	0	0	0	-1
Team						0	2	2			0		0				
Totals			22-50	9-20	4-10	7	19	26	20	15	57	17	15	4	5	0	-9

Shooting By Period		
1 st FG%	11-25	44.0%
3PT%	7-13	53.8%
FT%	1-3	33.3%
2 nd FG%	11-25	44.0%
3PT%	2-7	28.6%
FT%	3-7	42.9%
GM FG%	22-50	44.0%
3PT%	9-20	45.0%
FT%	4-10	40.0%

Dead Ball Rebounds: 2, 0

Technical Fouls::NONE

	UTEP	LIB
Biggest lead	9 (2 nd 0:02)	12 (2 nd 10:33)
Best Scoring Run	11 (2 nd 5:58)	9 (1 st 15:10)
Lead Changes	8	
Times Tied	4	
Time with Lead	15:09	23:26

Points from	UTEP	LIB
Turnovers	13	15
Paint	40	26
Second Chance	8	2
Fast Breaks	16	8
Bench	26	9

	Period by Period Scoring		
	1st	2nd	TOT
UTEP	31	35	66
LIB	30	27	57



GAME 34: UTEP vs. WKU UTEP VS. SAM HOUSTON (CUSA SEMIS)



Official Basketball Box Score - Final

UTEP at Liberty

03/14/24 Propst Arena at the Von Braun Center, Huntsville
2023-24 Men's Basketball

Game Time: 5:30 PM

Game Duration: 1:58

Attendance: 2,265

Officials: Gary Maxwell, Antonio Petty, Steve Divine

UTEP - 66

Record: 17-15

NO.	Name	F	Min	FG	3P	FT	Rebounds			Fouls		TP	AS	TO	ST	Blocks		+/-
				M-A	M-A	M-A	OR	DR	TOT	PF	FD					BS	BA	
23	Otis Frazier III	F	27:06	2-8	0-3	0-0	1	4	5	2	1	4	1	2	1	0	2	4
34	Kevin Kalu	F	14:53	2-3	0-0	1-1	2	1	3	2	1	5	0	3	0	0	1	-11
0	Zid Powell	G	34:20	3-7	0-1	7-9	1	6	7	2	7	13	4	1	2	0	0	10
2	Tae Hardy	G	34:48	4-11	0-2	3-4	0	4	4	5	2	11	1	2	1	0	1	1
4	Corey Camper Jr.	G	36:02	3-6	1-3	0-0	0	3	3	2	0	7	2	2	2	0	0	9
13	Calvin Solomon		24:21	1-3	0-0	0-0	1	2	3	1	3	2	1	0	2	0	1	14
5	David Terrell Jr.		17:13	4-5	0-0	4-4	1	1	2	0	2	12	0	3	2	0	0	19
32	Derick Hamilton		07:58	4-5	0-0	2-2	1	0	1	1	3	10	0	0	1	0	0	-2
11	Trey Horton		03:18	0-0	0-0	2-2	0	0	0	0	1	2	0	0	0	0	0	1
Team							1	4	5			0		0				
Totals				23-48	1-9	19-22	8	25	33	15	20	66	9	13	11	0	5	9

Shooting By Period		
1 st	FG%	12-25 48.0%
	3PT%	1-5 20.0%
	FT%	6-6 100%
2 nd	FG%	11-23 47.8%
	3PT%	0-4 0.0%
	FT%	13-16 81.3%
GM	FG%	23-48 47.9%
	3PT%	1-9 11.1%
	FT%	19-22 86.4%

Dead Ball Rebounds: 1, 0

Technical Fouls::NONE

Liberty - 57

Record: 18-14

NO.	Name	F	Min	FG	3P	FT	Rebounds			Fouls		TP	AS	TO	ST	Blocks		+/-
				M-A	M-A	M-A	OR	DR	TOT	PF	FD					BS	BA	
22	Kyle Rode	F	34:45	4-11	2-7	0-0	0	3	3	4	0	10	5	5	0	0	0	1
25	Zach Cleveland	F	35:25	3-8	0-0	1-3	3	5	8	2	3	7	6	4	1	2	0	-7
0	Colin Porter	G	32:31	0-4	0-1	1-3	1	2	3	2	2	1	5	1	3	1	0	-5
3	Kaden Metheny	G	33:06	7-13	6-10	0-0	0	0	0	4	4	20	1	2	0	0	0	-10
23	Joseph Venzant	G	35:49	5-7	0-0	0-1	2	6	8	4	3	10	0	1	0	2	0	-4
1	Brody Peebles		16:07	2-6	1-2	2-2	1	1	2	1	1	7	0	2	0	0	0	-11
33	Shiloh Robinson		11:21	1-1	0-0	0-1	0	0	0	2	2	2	0	0	0	0	0	-5
11	Zander Yates		00:45	0-0	0-0	0-0	0	0	0	0	0	0	0	0	0	0	0	-2
21	Gabriel McKay		00:06	0-0	0-0	0-0	0	0	0	1	0	0	0	0	0	0	0	-1
34	Ben Southerland		00:05	0-0	0-0	0-0	0	0	0	0	0	0	0	0	0	0	0	-1
Team							0	2	2			0		0				
Totals				22-50	9-20	4-10	7	19	26	20	15	57	17	15	4	5	0	-9

Shooting By Period		
1 st	FG%	11-25 44.0%
	3PT%	7-13 53.8%
	FT%	1-3 33.3%
2 nd	FG%	11-25 44.0%
	3PT%	2-7 28.6%
	FT%	3-7 42.9%
GM	FG%	22-50 44.0%
	3PT%	9-20 45.0%
	FT%	4-10 40.0%

Dead Ball Rebounds: 2, 0

Technical Fouls::NONE

	UTEP	LIB
Biggest lead	9 (2 nd 0:02)	12 (2 nd 10:33)
Best Scoring Run	11 (2 nd 5:58)	9 (1 st 15:10)
Lead Changes	8	
Times Tied	4	
Time with Lead	15:09	23:26

Points from	UTEP	LIB
Turnovers	13	15
Paint	40	26
Second Chance	8	2
Fast Breaks	16	8
Bench	26	9

	Period by Period Scoring		
	1st	2nd	TOT
UTEP	31	35	66
LIB	30	27	57



2023-24 RADIO-TV UTEP ROSTER



#0
ZID
POWELL

G | 6-4 | 204 | SR-TR
PHILADELPHIA, PA.
(BUFFALO)



#1
JON
DOS ANJOS

F | 6-8 | 205 | SR-IL
CURITIBA, BRAZIL
(FLORIDA SW COLLEGE)



#2
TAE
HARDY

G | 6-3 | 190 | SR-IL
ELLENWOOD, GA.
(SOUTHERN MISS)



#3
BAYLOR
HEBB

G | 6-2 | 185 | JR-TR
COLLEYVILLE, TEXAS
(COLORADO STATE)



#4
COREY
CAMPER JR.

G | 6-5 | 185 | JR-TR
LITTLE ROCK, ARK.
(TYLER JC)



#5
DAVID
TERRELL JR.

G | 6-4 | 190 | FR-HS
DALLAS, TEXAS
(MANSFIELD SUMMIT HS)



#11
TREY
HORTON

G | 6-5 | 208 | FR-HS
CHARLOTTE, N.C.
(PROVIDENCE DAY SCHOOL)



#13
CALVIN
SOLOMON

F | 6-7 | 205 | SR-IL
HOUSTON, TEXAS
(STEPHEN F. AUSTIN)



#15
ANTWONNE
HOLMES

G | 6-3 | 170 | SO-1L
EL PASO, TEXAS
(CHAPIN HS)



#20
GARRETT
LEVESQUE

F | 6-6 | 205 | JR-RS
EL PASO, TEXAS
(TARLETON STATE)



#21
SEBASTIAN
COLE

G | 6-1 | 170 | JR-TR
AURORA, COLO.
(OTERO COLLEGE)



#23
OTIS
FRAZIER III

F | 6-6 | 210 | JR-1L
BUCKEYE, ARIZ.
(GEORGE MASON)



#32
DERICK
HAMILTON

F | 6-10 | 270 | JR-1L
BATON ROUGE, LA.
(BOSSIER PARISH CC)



#33
EUJAH
JONES

F | 6-8 | 205 | FR-RS
PLEASANTVILLE, N.J..
(EAST CAROLINA)



#34
KEVIN
KALU

F | 6-9 | 240 | JR-2L
BALTIMORE, MD.
(OUR LADY OF MOUNT CARMEL SCHOOL)



JOE
GOLDING


THIRD SEASON AT UTEP
13TH SEASON AS
COLLEGIATE HEAD COACH



ASSOCIATE HEAD COACH
JEREMY
COX



ASSISTANT COACH
EARL
BOYKINS



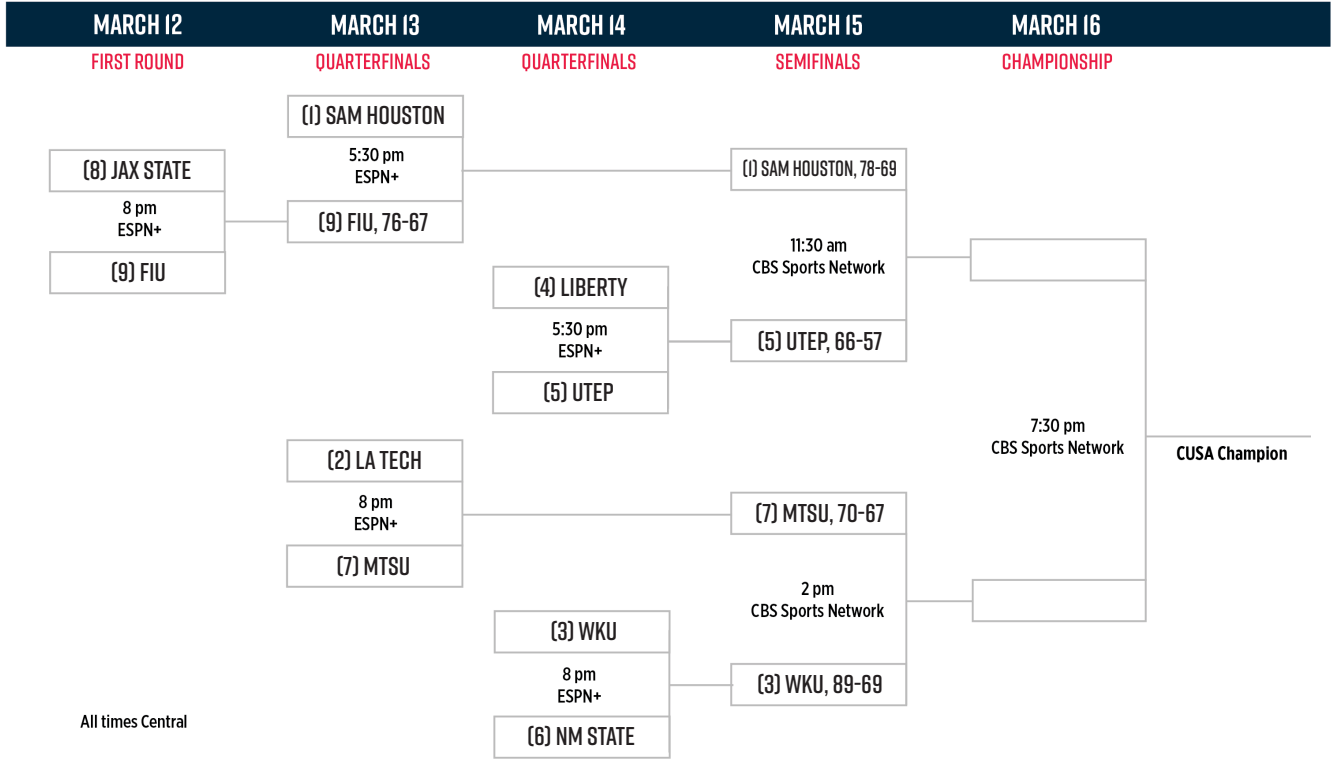
ASSISTANT COACH
BRYEN
SPRIGGS



2024 CONFERENCE USA MEN'S BASKETBALL CHAMPIONSHIP

MARCH 12-16 | HUNTSVILLE, AL | PROPST ARENA

SCHEDULE OF EVENTS



2024 CUSA STATISTICS



2023-24 UTEP Men's Basketball Combined Team Statistics In Conference games

Game Records

Record	Overall	Home	Away	Neutral
ALL GAMES	7-9	5-3	2-6	0-0
CONFERENCE	7-9	5-3	2-6	0-0
NON-CONFERENCE	0-0	0-0	0-0	0-0

Score by Periods

Team	1st	2nd	OT	TOT
UTEP	529	569	22	1120
Opponents	494	582	28	1104

Team Box Score

No.	Player	Total			3-Point		F-Throw		Rebounds				Other									
		GP-GS	MIN	AVG	FG-FGA	FG%	3FG-3FGA	3FG%	FT-FTA	FT%	OFF	DEF	TOT	AVG	PF	DQ	A	TO	BLK	STL	PTS	AVG
2	HARDY, Tae	16-16	551:48	34.5	91-220	.414	37-101	.366	37-54	.685	11	28	39	2.4	41	0	40	35	4	27	256	16.0
23	FRAZIER III, Otis	16-15	473:42	29.6	64-122	.525	14-37	.378	46-73	.630	32	56	88	5.5	30	0	39	22	7	47	188	11.8
0	POWELL, Zid	16-16	415:09	25.9	54-139	.388	8-33	.242	44-57	.772	21	52	73	4.6	36	0	49	38	4	23	160	10.0
4	CAMPER JR., Corey	16-15	476:15	29.8	49-124	.395	15-49	.306	21-29	.724	8	37	45	2.8	20	0	24	25	4	16	134	8.4
5	TERRELL JR., David	16-0	373:48	23.4	33-87	.379	3-14	.214	33-43	.767	7	27	34	2.1	37	1	28	32	1	24	102	6.4
32	HAMILTON, Derick	9-0	68:55	7.7	24-33	.727	0-0	.000	0-0	.000	7	8	15	1.7	6	0	1	4	1	1	48	5.3
1	DOS ANJOS, Jon	10-1	97:29	9.7	13-36	.361	9-23	.391	6-8	.750	3	9	12	1.2	20	0	2	1	1	2	41	4.1
13	SOLOMON, Calvin	16-3	275:26	17.2	24-51	.471	0-1	.000	14-22	.636	20	41	61	3.8	42	2	14	33	6	27	62	3.9
11	HORTON, Trey	14-0	122:58	8.8	15-34	.441	10-25	.400	3-5	.600	0	3	3	0.2	16	0	0	3	0	7	43	3.1
34	KALU, Kevin	16-13	233:02	14.6	18-32	.563	0-0	.000	13-23	.565	23	41	64	4.0	26	0	1	15	11	10	49	3.1
33	JONES, Elijah	13-0	56:26	4.3	10-17	.588	2-5	.400	1-2	.500	3	12	15	1.2	12	0	2	5	4	1	23	1.8
3	HEBB, Baylor	14-1	93:58	6.7	5-17	.294	3-9	.333	1-2	.500	0	8	8	0.6	10	0	1	6	0	2	14	1.0
20	LEVESQUE, Garrett	5-0	08:45	1.7	0-0	.000	0-0	.000	0-4	.000	0	0	0	0.0	1	0	0	1	0	1	0	0.0
21	COLE, Sebastian	2-0	02:20	1.2	0-1	.000	0-1	.000	0-0	.000	0	0	0	0.0	1	0	0	0	0	0	0	0.0
Team											25	23	48					13				
Total		16	3250		400-913	.438	101-298	.339	219-322	.680	160	345	505	31.6	298	3	201	233	43	188	1120	70.0
Opponents		16	3250		386-825	.468	93-289	.322	239-346	.691	159	407	566	35.4	289	7	187	308	69	120	1104	69.0

Team Statistics

	UTEP	OPP
Scoring	1120	1104
Points per game	70.0	69.0
Scoring margin	+1.0	-
Field goals-att	400-913	386-825
Field goal pct	.438	.468
3 point fg-att	101-298	93-289
3-point FG pct	.339	.322
3-pt FG made per game	6.3	5.8
Free throws-att	219-322	239-346
Free throw pct	.680	.691
F-Throws made per game	13.7	14.9
Rebounds	505	566
Rebounds per game	31.6	35.4
Rebounding margin	-3.8	-
Assists	201	187
Assists per game	12.6	11.7
Turnovers	233	308
Turnovers per game	14.6	19.3
Turnover margin	+4.7	-
Assist/turnover ratio	0.9	0.6
Steals	188	120
Steals per game	11.8	7.5
Blocks	43	69
Blocks per game	2.7	4.3
Winning streak	3	-
Home win streak	1	-
Attendance	41425	22445
Home games-Avg/Game	8-5178	8-2806
Neutral site-Avg/Game	-	0-0

Team Results

Date	Opponent	Score	Att.
01/04/2024	at New Mexico St.	L 53-63	5216
01/13/2024	at FIU	L 68-72	1021
01/18/2024	Middle Tenn.	W 73-59	3833
01/20/2024	Western Ky.	W 93-87	4151
01/25/2024	at Louisiana Tech	L 54-68	2290
01/27/2024	at Sam Houston	L 56-60	1993
02/01/2024	Jacksonville St.	W 79-71	3845
02/03/2024	Liberty	L 65-67	5028
02/10/2024	New Mexico St.	W 74-49	10511
02/15/2024	at Western Ky.	L 80-90	3305
02/17/2024	at Middle Tenn.	Lot2 90-96	2952
02/22/2024	Louisiana Tech	L 59-65	3896
02/24/2024	Sam Houston	L 54-65	5010
02/29/2024	at Jacksonville St.	W 72-65	2025
03/02/2024	at Liberty	W 67-51	3643
03/07/2024	FIU	W 83-76	5151



2023-24 OVERALL STATISTICS



2023-24 UTEP Men's Basketball Combined Team Statistics All games

Game Records

Record	Overall	Home	Away	Neutral
ALL GAMES	18-15	13-5	2-9	3-1
CONFERENCE	7-9	5-3	2-6	0-0
NON-CONFERENCE	11-6	8-2	0-3	3-1

Score by Periods

Team	1st	2nd	OT	TOT
UTEP	1122	1255	22	2399
Opponents	1062	1180	28	2270

Team Box Score

No.	Player				Total			3-Point			F-Throw		Rebounds									
		GP-GS	MIN	AVG	FG-FGA	FG%	3FG-3FGA	3FG%	FT-FTA	FT%	OFF	DEF	TOT	AVG	PF	DQ	A	TO	BLK	STL	PTS	AVG
2	HARDY, Tae	33-33	1088:10	33.0	172-414	.415	67-176	.381	88-124	.710	20	75	95	2.9	82	3	83	61	6	57	499	15.1
0	POWELL, Zid	33-33	867:53	26.3	116-290	.400	18-74	.243	111-151	.735	42	124	166	5.0	85	1	104	93	10	58	361	10.9
23	FRAZIER III, Otis	33-31	905:09	27.4	121-244	.496	23-77	.299	86-132	.652	58	94	152	4.6	56	0	59	39	10	73	351	10.6
4	CAMPER JR., Corey	33-23	902:41	27.4	98-242	.405	30-100	.300	52-73	.712	21	61	82	2.5	49	0	41	44	9	41	278	8.4
13	SOLOMON, Calvin	33-13	624:25	18.9	59-124	.476	0-3	.000	68-93	.731	39	86	125	3.8	89	3	41	64	15	49	186	5.6
5	TERRELL JR., David	33-0	644:16	19.5	60-143	.420	3-19	.158	58-77	.753	13	45	58	1.8	67	1	58	60	4	43	181	5.5
32	HAMILTON, Derick	21-0	145:52	6.9	46-66	.697	0-1	.000	9-17	.529	19	17	36	1.7	24	0	2	14	5	4	101	4.8
34	KALU, Kevin	33-30	543:58	16.5	52-89	.584	0-0	.000	27-58	.466	54	99	153	4.6	72	3	3	38	21	16	131	4.0
33	JONES, Elijah	27-0	216:57	8.0	42-69	.609	8-21	.381	13-17	.765	11	35	46	1.7	26	0	4	17	9	9	105	3.9
1	DOS ANJOS, Jon	24-1	211:11	8.8	26-67	.388	14-42	.333	6-11	.545	12	29	41	1.7	46	1	5	8	3	7	72	3.0
11	HORTON, Trey	24-0	197:34	8.2	23-56	.411	14-41	.341	11-14	.786	4	8	12	0.5	17	0	6	4	1	9	71	3.0
21	COLE, Sebastian	11-0	93:05	8.5	9-22	.409	4-14	.286	2-2	1.000	1	2	3	0.3	13	0	11	6	0	7	24	2.2
3	HEBB, Baylor	19-1	161:23	8.5	9-30	.300	4-15	.267	11-14	.786	2	13	15	0.8	19	0	3	8	0	5	33	1.7
20	LEVESQUE, Garrett	12-0	47:26	4.0	3-6	.500	0-2	.000	0-4	.000	3	5	8	0.7	9	0	6	2	1	2	6	0.5
Team											50	46	96					23				
Total		33	6650		836-1862	.449	185-585	.316	542-787	.689	349	739	1088	33.0	654	12	426	481	94	380	2399	72.7
Opponents		33	6650		771-1710	.451	191-592	.323	537-765	.702	325	805	1130	34.2	641	20	364	620	117	240	2270	68.8

Team Statistics

	UTEP	OPP
Scoring	2399	2270
Points per game	72.7	68.8
Scoring margin	+3.9	-
Field goals-att	836-1862	771-1710
Field goal pct	.449	.451
3 point fg-att	185-585	191-592
3-point FG pct	.316	.323
3-pt FG made per game	5.6	5.8
Free throws-att	542-787	537-765
Free throw pct	.689	.702
F-Throws made per game	16.4	16.3
Rebounds	1088	1130
Rebounds per game	33.0	34.2
Rebounding margin	-1.3	-
Assists	426	364
Assists per game	12.9	11.0
Turnovers	481	620
Turnovers per game	14.6	18.8
Turnover margin	+4.2	-
Assist/turnover ratio	0.9	0.6
Steals	380	240
Steals per game	11.5	7.3
Blocks	94	117
Blocks per game	2.8	3.5
Winning streak	5	-
Home win streak	1	-
Attendance	85566	29748
Home games-Avg/Game	18-4754	11-2704
Neutral site-Avg/Game	-	4-823

Team Results

Date	Opponent		Score	Att.
11/06/2023	McMurry	W	120-71	3782
11/09/2023	Science & Arts Okla.	W	123-72	3514
11/13/2023	UC Santa Barbara	W	89-76	7121
11/17/2023	Austin Peay	W	71-63	4871
11/20/2023	vs California	W	75-72	529
11/22/2023	vs Bradley	L	59-63	499
11/25/2023	at LMU (CA)	L	47-67	750
11/29/2023	A&M-Corpus Christi	L	63-67	4671
12/04/2023	Western N.M.	W	90-62	3656
12/09/2023	at Oregon	L	49-71	5084
12/17/2023	at Abilene Christian	L	82-88	1469
12/20/2023	Norfolk St.	W	67-65	4193
12/21/2023	Wyoming	W	78-67	4310
12/30/2023	Seattle U	L	61-73	4391
01/04/2024	at New Mexico St.	L	53-63	5216
01/07/2024	Chicago St.	W	74-69	3632
01/13/2024	at FIU	L	68-72	1021
01/18/2024	Middle Tenn.	W	73-59	3833
01/20/2024	Western Ky.	W	93-87	4151
01/25/2024	at Louisiana Tech	L	54-68	2290
01/27/2024	at Sam Houston	L	56-60	1993
02/01/2024	Jacksonville St.	W	79-71	3845
02/03/2024	Liberty	L	65-67	5028
02/10/2024	New Mexico St.	W	74-49	10511
02/15/2024	at Western Ky.	L	80-90	3305
02/17/2024	at Middle Tenn.	Lot2	90-96	2952
02/22/2024	Louisiana Tech	L	59-65	3896
02/24/2024	Sam Houston	L	54-65	5010
02/29/2024	at Jacksonville St.	W	72-65	2025
03/02/2024	at Liberty	W	67-51	3643
03/07/2024	FIU	W	83-76	5151
03/14/2024	vs Liberty	W	66-57	2265
03/15/2024	vs Sam Houston	W	65-63	0

