



# UTEP MINERS FOOTBALL '24

FEARLESS, FAST, PHYSICAL

UTEP vs. Kennesaw State | 2:00 p.m. MT | Saturday, Nov. 9 | Sun Bowl Stadium (45,971) | El Paso, Texas

## GAME 10 vs. KENNESAW STATE // SENIOR DAY • 92<sup>nd</sup> HOMECOMING Game Sponsor: Deadbeach Brewery

### TUNE IN

**TV: ESPN+**  
Andy Morgan (PxP)  
Ed Stansbury (Analyst)

**RADIO: 95.5 KLAQ**  
Jon Teicher (PxP)  
Cole Freytag (Analyst)  
Mando Medina (Sideline)

### COACHING STAFF

**Scotty Walden**, Head Coach  
**Jake Brown**, Offensive Coord./Outside WRs\*  
**J.J. Clark**, Defensive Coord./Linebackers  
**Joe Papalardo**, Wefense Coord./Miner Backs\*  
**Ryan Stanchek**, Co-Off. Coord./OL  
**Aaron Foster**, CBs/Def. Pass Game Coord.  
**Chris Jones**, DL/Def. Run Game Coord.  
**Seth McDonald**, Bandits/Co-Wefense Coord.  
**Jourdan McNeill**, RBs/Off. Run Game Coord.  
**Jajuan Dulaney**, Tight Ends\*  
**Kelvin Sigler**, Co-Defensive Coord./Safeties\*  
**Kyle Beyer**, Lead Def. Analyst/Assistant LBs\*  
**John Cotton**, Lead Off. Analyst/Wefense Asst.  
*\* Indicates in the booth*

### TABLE OF CONTENTS

|                          |       |
|--------------------------|-------|
| Media Information        | 2     |
| Rosters                  | 3-4   |
| Depth Chart              | 5     |
| Game Notes               | 6-10  |
| Head Coach Scotty Walden | 11-12 |
| 2024 Statistics          | 13-16 |
| 2024 Start Chart         | 17    |
| Game-by-Game Stats       | 18-20 |
| Single-Game Career Highs | 21    |
| Game Recaps              | 23    |

### THE VENUE

**Stadium:** Sun Bowl Stadium  
**Capacity:** 45,971  
**Surface:** FieldTurf FTTHD-57 With Coolplay

### ATHLETIC COMMUNICATIONS

**Drew Bonney (Primary)**  
Assistant AD/Communications  
O: 915.747.7447  
C: 915.309.4478  
Email: arbonney@utep.edu

**Mark Brunner (Secondary)**  
Associate Director/Communications  
Email: mbrunner@utep.edu



### UTEP Miners (1-8, 1-5 Conference USA)

**Head Coach:** Scotty Walden (Sul Ross State, 2012)  
**Career Record:** 35-28 (7th season)  
**Record at UTEP:** 1-8 (1st season)  
**Home:** 1-3 | **Road:** 0-5 | **Neutral:** 0-0 | **Streak:** L2



### Kennesaw State Owls (1-7, 1-3 Conference USA)

**Head Coach:** Brian Bohannon (Georgia, 1993)  
**Career Record:** 72-37 (10th season)  
**Record at KSU:** same  
**Home:** 1-3 | **Road:** 0-4 | **Neutral:** 0-0 | **Streak:** L1

## MINERS AT A GLANCE

### UTEP HOSTS KENNESAW STATE ON SENIOR DAY, 92ND HOMECOMING SATURDAY AFTERNOON

UTEP will conclude the home portion of the schedule as the Miners are set to host Kennesaw State on Saturday, Nov. 9, on 'Senior Day,' while it's also the 92nd Homecoming Game. The Miners and Owls - in their first ever meeting - will kick off at 2 p.m. MST in Sun Bowl Stadium. Proud partner *Deadbeach Brewery* is the game sponsor.

#### » TRUE FRESHMAN GETS THE NOD

QB **JP Pickles** was the first UTEP true freshman QB to make a start under center since 2013 (QB **Mack Leftwich**).

#### » UTEP RUN D THE LAST THREE GAMES

The Miners have yielded 186 yards (62.0 ypg) on the ground in the last three games.

#### » SCORING DEFENSE THE LAST THREE CUSA GAMES

The UTEP defense has only allowed 55 points in the last three contests (18.3 avg.).

#### » SACK ATTACK

UTEP leads CUSA in sacks (22), sacks per game (2.4), and ranks second in sack yards (117).

#### » TACKLING BEHIND THE LINE OF SCRIMMAGE

UTEP leads CUSA in TFLs (61), TFLs per game (6.8) and TFL yards (212).

#### » MINER PICKS

UTEP has recorded 8 interceptions, ranking fourth in CUSA. The Miners' 8 picks surpass their total (6) from last season.

#### » SOLO STOPPER

CB **Josiah Allen** leads the team with 30 solo tackles. He ranks tied for 10th in CUSA.

#### » JJ THE LAST 3 GAMES

RB **Jevon Jackson** has rushed for 343 yards in the last three games (114.3 ypg).

## SERIES BREAKDOWN

### SERIES INFORMATION

**Overall:** First meeting is Nov. 9, 2024  
**in El Paso:** -  
**in Atlanta:** -  
**Neutral:** -  
**Postseason:** -  
**Most UTEP Points:** -  
**Most KSU Points:** -  
**Most Combined PTS:** -  
**Biggest UTEP Win:** -  
**Biggest KSU Win:** -  
**First Meeting:** -  
**Last Meeting:** -  
**Streak:** -

## CUSA STANDINGS

| TEAM             | CUSA       | OVERALL    | PF         | PA         |
|------------------|------------|------------|------------|------------|
| WKU              | 4-0        | 6-2        | 232        | 171        |
| Jax State        | 4-0        | 5-3        | 309        | 226        |
| Sam Houston      | 4-1        | 7-2        | 224        | 184        |
| Liberty          | 3-2        | 5-2        | 210        | 164        |
| FIU              | 2-3        | 3-6        | 224        | 224        |
| LA Tech          | 2-3        | 3-5        | 170        | 160        |
| Middle Tennessee | 2-3        | 3-6        | 155        | 303        |
| Kennesaw State   | 1-3        | 1-7        | 119        | 249        |
| NM State         | 1-4        | 2-6        | 157        | 293        |
| <b>UTEP</b>      | <b>1-5</b> | <b>1-8</b> | <b>149</b> | <b>262</b> |

## 2024 SCHEDULE & RESULTS



@Nebraska  
Aug. 31  
Lincoln, Neb.  
FOX  
L, 40-7



Southern Utah  
Sept. 7  
El Paso, Texas  
ESPN+  
L, 27-24 (OT)



@Liberty\*  
Sept. 14  
Lynchburg, Va.  
ESPN+  
L, 28-10



@Colorado State  
Sept. 21  
Fort Collins, Colo.  
truTV/Max  
L, 27-17



Sam Houston\*  
Oct. 3  
El Paso, Texas  
CBSSN  
L, 41-21



@WKU\*  
Oct. 10  
Bowling Green, Ky.  
ESPN  
L, 44-17



FIU\*  
Oct. 16  
El Paso, Texas  
CBSSN  
W, 30-21



@LA Tech\*  
Oct. 22  
Ruston, La.  
CBSSN  
L, 14-10



Middle Tennessee\*  
Nov. 2  
El Paso, Texas  
CBSSN  
L, 20-13



Kennesaw State\*  
Nov. 9  
El Paso, Texas  
ESPN+  
2:00 PM MT



@Tennessee  
Nov. 23  
Knoxville, Tenn.  
SEC+  
11:00 AM MT



@NM State\*  
Nov. 30  
Las Cruces, N.M.  
ESPN+  
2:00 PM MT

# UTEP FOOTBALL WEEKLY SCHEDULE

| 4<br>MON   | 5<br>TUE  | 6<br>WED   | 7<br>THU        | 8<br>FRI        | 9<br>SAT   | 10<br>SUN       |
|--|---|--|-----------------|-----------------|--|-----------------|
| Coach Walden<br>Press Conference<br>2:00 p.m. MT<br>LKD Downstairs | Practice<br>(Sun Bowl)<br>9 a.m.<br>(Players & Coach<br>availability follow-<br>ing practice) | Practice<br>(Glory Field)<br>9 a.m.<br>(Players & Coach<br>availability follow-<br>ing practice) | No Availability | No Availability | <b>GAME DAY</b><br>UTEP vs<br>Kennesaw State<br>2:00 PM MT<br>Sun Bowl Stadium<br><br><b>POSTGAME</b><br>Coach Walden and<br>student-athletes will<br>be available following<br>the conclusion of the<br>game. | No Availability |

## MONDAY PRESS CONFERENCES

Head coach Scotty Walden will meet with the media at 1:00 p.m. MT every Monday prior to a game in the Hall of Champions at the Larry K. Durham Center. **Audio and a short transcription from the press conference will be emailed out to media on Monday afternoons.**

## PRACTICE COVERAGE

In addition to Monday's press conference, UTEP student-athletes and coaches are available for interviews following practice on Tuesday, Wednesday and Thursday of game week. All interview requests must be directed to the UTEP Athletic Communications Office at least 24 hours in advance. **Please send all requests via email to [arbonney@utep.edu](mailto:arbonney@utep.edu).**

## COACH/PLAYER AVAILABILITY

Members of the UTEP coaching staff are available during the designated days and times throughout the year. Select players are also available during the designated days and times.

## SOCIAL MEDIA

UTEP fans can access the most in-depth information regarding all the University's programs through social media opportunities available online.

**X** - Members of the UTEP Athletic Communications department will be posting throughout the year with the latest news and in-game score updates. To follow them, simply find them on Twitter.

**@UTEPFB** - Direct reports from football practices, games and more.

## MEDIA INFORMATION

### COLLEGEPRESSBOX.COM

Collegepressbox is the official media website for Division I football. Access and download game notes, quotes, statistics, media guides, headshots, logos and more for all FBS schools, conferences, postseason games, awards and the College Football Playoff. For access, please register for an account at [collegepressbox.com/register](http://collegepressbox.com/register).

### DAILY MEDIA AVAILABILITY

The following is a general weekly schedule of media availability for the UTEP football team. Members of the media are expected to adhere to these policies at all times. All interview requests should be made to UTEP Assistant Athletic Director/Communications Drew Bonney at least 24 hours in advance. All media availability times are subject to change. Please contact Drew Bonney for any changes in the schedule.

**Monday:** UTEP's weekly press conference starts with statements from head coach Scotty Walden beginning at approximately 1:00 p.m. MT on Mondays.

**Tuesday-Wednesday:** Practice will be held from 8:50-10:50 a.m. Coaches and players are available following the conclusion of practice.

**Thursday-Friday:** No availability.

**Saturday:** Postgame availability only. Head coach Scotty Walden and select student-athletes will be available for interviews following the conclusion of the game. The UTEP locker room, home or away, is **CLOSED** to the media at all times.

For games in El Paso, all UTEP postgame press conferences will be held after each game following a 10-minute cooling off period. No in-person interviews will be allowed on the field with players and/or coaches immediately following games. Coach Walden and select players will be available in the press conference following games.

### CONFERENCE USA FOOTBALL COACHES' TRANSCRIPTS

Conference USA schools will submit transcripts of weekly press conferences each week to [CollegePressBox.com](http://CollegePressBox.com).

## INTERVIEW REQUESTS

**All interview requests must be made at least 24 hours in advance and must be submitted to Drew Bonney at [arbonney@utep.edu](mailto:arbonney@utep.edu).**

# ALPHABETICAL ROSTER

| NO. | NAME                 | POS    | HT   | WT  | CL/EXP   | HOMETOWN/PREVIOUS SCHOOL                           | NO. | NAME                    | POS    | HT   | WT  | CL/EXP   | HOMETOWN/PREVIOUS SCHOOL                     |
|-----|----------------------|--------|------|-----|----------|--|-----|-------------------------|--------|------|-----|----------|--|
| 22  | Allen, Josiah        | Spur   | 5-10 | 179 | Sr./2L   | Elk Grove, Calif./Sacramento City College          | 70  | Matamoros, Luka         | OL     | 6-5  | 275 | Fr./HS   | Pflugerville, Texas/Hendrickson HS           |
| 56  | Aranda, Luis Carlos  | OL     | 6-1  | 300 | R-So./0L | El Paso, Texas/Franklin HS                         | 55  | McCarter, Allan         | OL     | 6-4  | 270 | Fr./HS   | Manvel, Texas/Manvel HS                      |
| 31  | Baldwin, Elijah      | DL     | 6-7  | 230 | Fr./HS   | San Antonio, Texas/John Jay HS                     | 11  | McConnell, Cade         | QB     | 6-1  | 195 | R-Jr./1L | Long Beach, Calif./Cerritos College          |
| 77  | Barton, AJ           | OL     | 6-5  | 280 | R-Fr./RS | Garland, Texas/Lakeview Centennial HS              | 72  | McDuffie III, Tyrone D. | OL     | 6-4  | 315 | R-Fr./RS | El Paso, Texas/Parkland HS                   |
| 63  | Beltran, Rolando     | OL     | 6-3  | 305 | R-So./RS | El Paso, Texas/Eastlake HS/NMHU                    | 27  | McWhorter, Miles        | WR     | 5-8  | 165 | R-So./TR | El Paso, Texas/Franklin HS/NM State          |
| 40  | Bibler, Chase        | DL     | 6-4  | 270 | Sr./1L   | Fresno, Calif./Fresno City College                 | 23  | Meadows, Trace          | LB     | 6-0  | 210 | Fr./HS   | College Station, Texas/A&M Consolidated      |
| 97  | Bowman, Joe          | K      | 6-0  | 185 | R-Jr./TR | Carlsbad, Calif./SEMO                              | 11  | Moore, Oscar            | S      | 6-1  | 208 | Sr./1L   | Fort Worth, Texas/Kilgore College            |
| 14  | Boyd-Matthews, Amier | CB     | 6-1  | 180 | R-So./1L | Tempe, Ariz./Mountain Pointe HS                    | 12  | Muhammad, A'tiq         | CB     | 6-2  | 195 | R-So./1L | Rockford, Ill./Guilford HS                   |
| 29  | Brown-Turner, Dylan  | LB     | 6-1  | 210 | R-Fr./TR | Dallas, Texas/Florida State                        | 0   | Nickelberry, Ashton     | WR     | 5-10 | 181 | R-Jr./TR | Brandon, Miss./Austin Peay                   |
| 18  | Burris III, John     | CB     | 6-0  | 180 | R-Jr./1L | Mesquite, Texas/Mesquite Horn HS                   | 6   | Odom, Kenny             | WR     | 5-8  | 163 | R-So./TR | Savannah, Ga./Austin Peay                    |
| 75  | Camacho Jr., Juan    | OL     | 6-6  | 285 | R-Jr./1L | El Paso, Texas/Bowie HS                            | 1   | Odums, AJ               | CB     | 5-11 | 175 | Sr./1L   | Houston, Texas/New Mexico                    |
| 18  | Campbell, Rafeald    | WR     | 5-11 | 175 | Fr./HS   | Arlington, Texas/Arlington Bowie HS                | 81  | Phipps, Xavier          | WR     | 6-5  | 205 | Fr./HS   | Houston, Texas/Dekaney HS                    |
| 76  | Carter, CK           | OL     | 6-6  | 290 | R-Jr./TR | Atlanta, Ga./Georgia Southern                      | 19  | Pickles, JP             | QB     | 6-1  | 200 | Fr./HS   | Tallahassee, Fla./North Florida Christian HS |
| 6   | Chapman, Kory        | Spur   | 5-10 | 190 | Sr./TR   | Hoover, Ala./Hoover HS/Austin Peay                 | 59  | Pitts III, Otis         | OL     | 6-3  | 330 | R-Sr./2L | Grand Prairie, Texas/Cisco College           |
| 90  | Coker, Ashton        | DT     | 6-2  | 290 | Fr./HS   | Katy, Texas/Katy Taylor HS                         | 83  | Pruitt, Kai             | WR     | 6-0  | 180 | Fr./HS   | Colleyville, Texas/Colleyville Heritage HS   |
| 87  | Collins, Martavious  | TE     | 6-4  | 258 | Fr./HS   | Rome, Ga./South Pittsburg HS                       | 10  | Rapolla, Hunter         | DL     | 6-3  | 251 | Sr./TR   | Temecula, Calif./New Mexico                  |
| 27  | Content, Justin      | CB     | 6-1  | 185 | Fr./HS   | Hoschton, Ga./Mill Creek HS                        | 46  | Ray, Christian          | DL     | 6-4  | 250 | Jr./TR   | Manteca, Calif./Modesto JC                   |
| 23  | Davis Jr., Wondame   | WR     | 6-1  | 180 | Fr./HS   | Ennis, Texas/Ennis HS                              | 8   | Ray Jr., Michael        | S      | 6-2  | 200 | Jr./TR   | Houston, Texas/Tyler JC                      |
| 38  | Diaz, Valentino      | Bandit | 6-2  | 245 | R-So./RS | Boca Raton, Fla./Boca Raton HS                     | 44  | Rayam, Jalen            | LB     | 6-0  | 225 | Gr./TR   | Alabaster, Ala./Middle Tennessee             |
| 33  | Duhon, Kyran         | DL     | 6-2  | 250 | Fr./HS   | Houston, Texas/Summer Creek HS                     | 62  | Riggs, Jake             | OL     | 6-3  | 295 | Fr./HS   | Murfreesboro, Tenn./Oakland HS               |
| 5   | Dunson, Tray         | LB     | 6-2  | 221 | Sr./TR   | Franklin, Ga./Gardner-Webb                         | 14  | Rodriguez, Zach         | QB     | 6-3  | 195 | R-Jr./0L | El Paso, Texas/El Paso HS                    |
| 28  | Dye, Joshua          | RB     | 5-11 | 202 | R-Fr./RS | Gilbert, Ariz./Williams Field HS                   | 26  | Russell, Lantz          | S      | 6-3  | 210 | R-Jr./RS | Riverside, Calif./Mt. SAC                    |
| 25  | Dye, Josiah          | S      | 6-1  | 185 | R-Fr./HS | Gilbert, Ariz./Williams Field HS                   | 24  | Schuchts, Josh          | WR     | 6-3  | 210 | Fr./HS   | Tallahassee, Fla./North Florida Christian HS |
| 30  | Dyman, Nate          | LB     | 6-2  | 230 | R-Jr./RS | Missouri City, Texas/Blinn College                 | 38  | Scruggs, Evan           | K      | 6-1  | 170 | Fr./HS   | Orlando, Fla./Bishop Moore HS                |
| 25  | Emory, Ashton        | RB     | 5-11 | 195 | Fr./HS   | Dallas, Texas/Rockwall HS                          | 88  | Seib, Luke              | WR     | 6-4  | 210 | R-So./1L | Blue Springs, Mo./Blue Springs South HS      |
| 53  | Escobar, Ivan        | OL     | 6-2  | 305 | R-Jr./1L | El Paso, Texas/NM State                            | 9   | Shelton, Jaylon         | CB     | 6-2  | 190 | R-Jr./TR | New London, Texas/Austin Peay                |
| 35  | Essih, Zachary       | TE     | 5-8  | 213 | R-So./1L | Arlington, Texas/Mansfield Timberview HS           | 21  | Shufelt, Stratton       | LB     | 6-2  | 230 | Fr./HS   | Rio Rancho, N.M./Cleveland HS                |
| 17  | Ezinwa, Judah        | TE     | 6-3  | 240 | R-So./RS | Fontana, Calif./Mt. SAC                            | 50  | Smith, Brennan          | OL     | 6-3  | 305 | R-Jr./TR | Pensacola, Fla./Austin Peay                  |
| 36  | Flabiano, Buzz       | K/P    | 6-0  | 175 | R-So./0L | Plano East, Texas/Plano East HS                    | 3   | Smith, Jaden            | WR     | 5-10 | 195 | Sr./TR   | Atlanta, Ga./Eastern Kentucky                |
| 86  | Flores, Lucas        | WR     | 6-2  | 184 | R-Jr./0L | El Paso, Texas/Ysleta HS                           | 7   | Smith, Shay             | QB     | 6-2  | 215 | Fr./HS   | El Paso, Texas/Franklin HS                   |
| 43  | Garcia, Edgar        | Bandit | 6-1  | 215 | Fr./HS   | El Paso, Texas/El Paso HS                          | 2   | Smith, Xavier           | S      | 6-0  | 195 | R-So./TR | Atlanta, Ga./Austin Peay                     |
| 2   | Gardere, Javoni      | WR     | 6-0  | 195 | R-So./RS | Dublin, Calif./Diablo Valley College               | 16  | Southern, Michael       | QB     | 6-1  | 195 | Fr./HS   | El Paso, Texas/Austin Peay                   |
| 1   | Goodman, Trey        | WR     | 5-11 | 175 | Sr./TR   | Atlanta, Ga./Austin Peay                           | 48  | Szczesniak, Alex        | LB     | 6-2  | 220 | So./TR   | Orland Park, Ill./Iowa Western               |
| 32  | Goree, Devin         | DE     | 6-3  | 265 | Sr./TR   | Denton, Texas/Missouri State                       | 50  | Tafuna, Tevita          | NT     | 6-1  | 277 | R-Sr./2L | East Palo Alto, Calif./College of San Mateo  |
| 16  | Green, Yessman       | CB     | 6-2  | 180 | Sr./TR   | Mobile, Ala./Jax State                             | 36  | Taylor, Ekow            | Bandit | 6-5  | 220 | Fr./HS   | Keller, Texas/Fossil Ridge HS                |
| 24  | Guerrero, Jaime      | S      | 6-1  | 185 | R-So./0L | El Paso, Texas/Eastlake HS                         | 21  | Taylor, Marquez         | RB     | 5-11 | 171 | R-Fr./TR | McKenzie, Tenn./Austin Peay                  |
| 42  | Hall, Jake           | LB     | 6-2  | 230 | Sr./1L   | San Juan Capistrano, Calif./Orange Coast Coll.     | 35  | Taylor-Barrocks, Kofi   | Bandit | 6-3  | 230 | R-Fr./TR | London, England/Colorado                     |
| 39  | Hancock, Josh        | LS     | 5-9  | 185 | R-Jr./1L | Corpus Christi, Texas/Coastal Christian Homeschool | 37  | Tejada, Angelo          | LS     | 5-11 | 240 | Sr./4L   | San Antonio, Texas/Converse Judson HS        |
| 20  | Herring, Cam         | CB     | 6-1  | 165 | Fr./HS   | El Paso, Texas/Montwood HS                         | 5   | Thomas, Kam             | MB     | 5-7  | 184 | R-Jr./TR | Birmingham, Ala./Austin Peay                 |
| 26  | Harris, Caden        | WR     | 5-10 | 170 | R-Fr./RS | Round Rock, Texas/Stony Point HS                   | 45  | Thomas, Victor          | LB     | 6-1  | 220 | Fr./HS   | Katy, Texas/Katy Paetow HS                   |
| 74  | Henry, Azizi         | OL     | 6-4  | 310 | R-Jr./1L | Wylie, Texas/Wylie HS                              | 15  | Thompson, Bryton        | DE     | 6-1  | 250 | R-Sr./1L | Houston, Texas/Blinn College                 |
| 20  | Herring, Cam         | CB     | 6-1  | 165 | Fr./HS   | Memphis, Tenn./Collierville HS                     | 58  | Toney, Jaquan           | OL     | 6-4  | 285 | R-Jr./RS | Huntsville, Ala./NE Mississippi CC           |
| 41  | Hopkins, Dorian      | LB     | 6-0  | 226 | Gr./TR   | Memphis, Tenn./Tulsa                               | 3   | Tonga'uiaha, Sione      | NT     | 6-0  | 295 | Sr./4L   | Tempe, Ariz./Tempe HS                        |
| 19  | Hullaby, Landon      | S      | 6-0  | 205 | R-So./TR | Mansfield, Texas/Texas Tech                        | 80  | Torres, Marcus          | WR     | 5-10 | 175 | Fr./HS   | El Paso, Texas/Pebble Hills HS               |
| 10  | Hurley, Kevin        | WR     | 6-3  | 233 | R-Sr./1L | Walnut, Miss./NE Mississippi CC                    | 79  | Utley, Jake             | OL     | 6-6  | 315 | R-Fr./RS | College Station, Texas/College Station HS    |
| 60  | Immediato, Joseph    | OL     | 6-4  | 318 | R-Jr./2L | El Paso, Texas/Eastwood HS                         | 98  | Va'a, Logologo          | DT     | 6-3  | 305 | R-So./1L | Santa Barbara, Calif./Bishop Garcia HS       |
| 29  | Jacklin, Adam        | P      | 5-11 | 195 | R-Fr./TR | Melbourne, Australia/North Texas                   | 82  | Vinson, Marcus          | TE     | 6-4  | 255 | Jr./1L   | Duncanville, Texas/Kilgore College           |
| 4   | Jackson, Jevon       | RB     | 5-8  | 205 | R-Jr./TR | Decatur, Ala./Austin Peay                          | 92  | Warren, Quinzavious     | NT     | 6-2  | 315 | R-Jr./TR | Canton, Miss./Jax State                      |
| 93  | Jaquez, Rafael       | DL     | 6-2  | 270 | Fr./HS   | El Paso, Texas/Pebble Hills HS                     | 30  | Webb, Aiden             | K      | 6-2  | 175 | Fr./HS   | Dallas, Texas/Woodrow Wilson HS              |
| 7   | Johnson, KD          | DL     | 6-1  | 275 | Sr./1L   | Houston, Texas/Kilgore College                     | 0   | Westmoreland, Maurice   | Bandit | 6-2  | 250 | Sr./2L   | Houston, Texas/Kilgore College               |
| 34  | Johnson, Xavier      | RB     | 5-11 | 205 | R-Fr./RS | El Paso, Texas/Hanks HS                            | 8   | White, Emari            | WR     | 6-0  | 185 | R-Jr./1L | Antelope, Calif./Center/Sierra College       |
| 22  | Jolly, Ezell         | RB     | 6-1  | 175 | R-Fr./RS | Missouri City, Texas/Ridge Point HS                | 52  | Whitehead, RJ           | OL     | 6-5  | 300 | Jr./TR   | Lambert, Miss./Tulane                        |
| 28  | Jones, Brandon       | LB     | 5-11 | 180 | Fr./HS   | Dallas, Texas/South Oak Cliff HS                   | 4   | Williams, Dillion       | Spur   | 5-11 | 188 | R-Jr./TR | Nacogdoches, Texas/North Texas               |
| 17  | Jones, Jaylin        | Bandit | 6-5  | 225 | Fr./HS   | Beaumont, Texas/West Brook HS                      | 15  | Wren, Corey             | MB     | 5-10 | 195 | Sr./TR   | New Orleans, La./TCU                         |
| 69  | Lightfoot, Joey      | NT     | 6-4  | 300 | R-Fr./RS | College Station, Texas/A&M Consolidated            | 65  | Wright, Isaiah          | OL     | 6-3  | 305 | Sr./TR   | Columbia, S.C./Austin Peay                   |
| 9   | Locklear, Skyler     | QB     | 5-11 | 195 | R-So./TR | Clayton, N.C./Austin Peay                          | 57  | Wydra, Craig            | OL     | 6-4  | 305 | Fr./HS   | El Paso, Texas/Andress HS                    |
| 43  | Lopez, Julian        | TE     | 6-1  | 246 | R-Sr./2L | El Paso, Texas/Chapin HS                           |     |                         |        |      |     |          |  |

## COACHING STAFF

### Scotty Walden – Head Coach (1st Season)

Jake Brown – Offensive Coordinator/Outside WRs  
 JJ. Clark – Defensive Coordinator/LBs  
 Ryan Stanchek – Co-Offensive Coordinator/OL  
 Aaron Foster – Cornerbacks/Defensive Pass Game Coordinator  
 Chris Jones – Defensive Line/Defensive Run Game Coordinator  
 Seth McDonald – Bandits/Co-Wefense Coor./Def. Recruiting Coor.  
 Jourdan McNeill – Running Backs/Offensive Run Game Coor.  
 Joe Pappalardo – Wefense Coor./Miner Backs/Inside WR/Pass Game Coor.  
 Jajuan Dulaney – Tight Ends/Offensive Recruiting Coor.  
 Kelvin Sigler – Co-Defensive Coor./Safeties  
 Kyle Beyer – Lead Defensive Analyst/Assistant LBs  
 John Cotton – Lead Offensive Analyst/Wefense Assistant  
 Nate Mullen – Offensive Quality Control-Wide Receivers  
 Miguel Avina – Graduate Assistant (QBs)  
 Kade Glenn – Graduate Assistant (DBs)  
 Jalen Spady – Graduate Assistant (OL)  
 Addison Tucker – Graduate Assistant (DL)

## PRONUNCIATIONS

|                     |                             |                      |                         |
|---------------------|-----------------------------|----------------------|-------------------------|
| LUIS Carlos ARANDA  | Lou-ees CAR-los ARE-ran-duh | EKOW Taylor          | ECHO                    |
| AMIER Boyd-Matthews | Ah-meer                     | KOFI Taylor-Barrocks | KO-FEE                  |
| Joe BOWMAN          | BOWE-man                    | TEVITA TAFUNA        | Tuh-VEE-tuh Tuh-Foo-nuh |
| RAFEALD Campbell    | RAH-fay-eld                 | Angelo TEJADA        | Tay-hah-duh             |
| Justin CONTENT      | CON-tent                    | SIONE TONGA-UIHA     | See-on-ee Tonga-we-ha   |
| WONDAME Davis Jr.   | WAN-duh-me                  | LOGOLOGO VA'A        | Logo-Logo Vah-AH        |
| KYRAN Duhon         | KY-ren                      | DILLION Williams     | De-lee-on               |
| JAVONI GARDERE      | Ja-VONNY Gar-DEER           | Craig WYDRA          | WHY-druh                |
| YESSMAN Green       | YEZZ-men                    |                      |                         |
| AZIZI Henry         | Ah-zee-zee                  |                      |                         |
| Landon HULLABY      | Huh-LAH-bee                 |                      |                         |
| Joseph IMMEDIATO    | E-me-d-auto                 |                      |                         |
| JEVON Jackson       | JEH-von                     |                      |                         |
| Luka MATAMOROS      | MAH-tah-MORE-os             |                      |                         |
| A'TIQ Muhammad      | Ah-Teek                     |                      |                         |
| Hunter RAPOLLA      | Ruh-Pole-luh                |                      |                         |
| Jalen RAYAM         | Ray-UM                      |                      |                         |

# NUMERICAL ROSTER

| NO. | NAME                  | POS    | HT   | WT  | CL/EXP   | HOMETOWN/PREVIOUS SCHOOL                     | NO. | NAME                    | POS    | HT   | WT  | CL/EXP   | HOMETOWN/PREVIOUS SCHOOL                           |
|-----|-----------------------|--------|------|-----|----------|--|-----|-------------------------|--------|------|-----|----------|--|
| 0   | Nickelberry, Ashton   | WR     | 5-10 | 181 | R-Jr./TR | Brandon, Miss./Austin Peay                   | 30  | Webb, Aiden             | K      | 6-2  | 175 | Fr./HS   | Dallas, Texas/Woodrow Wilson HS                    |
| 0   | Westmoreland, Maurice | Bandit | 6-2  | 250 | Sr./2L   | Houston, Texas/Kilgore College               | 31  | Baldwin, Elijah         | DL     | 6-7  | 230 | Fr./HS   | San Antonio, Texas/John Jay HS                     |
| 1   | Goodman, Trey         | WR     | 5-11 | 175 | Sr./TR   | Atlanta, Ga./Austin Peay                     | 32  | Goree, Devin            | DE     | 6-3  | 265 | Sr./TR   | Denton, Texas/Missouri State                       |
| 1   | Odums, AJ             | CB     | 5-11 | 175 | Sr./1L   | Houston, Texas/New Mexico                    | 33  | Duhon, Kyran            | DL     | 6-2  | 250 | Fr./HS   | Houston, Texas/Summer Creek HS                     |
| 2   | Gardere, Javoni       | WR     | 6-0  | 195 | R-So./RS | Dublin, Calif./Diablo Valley College         | 34  | Harrelson, Cam          | S      | 6-0  | 165 | Fr./HS   | El Paso, Texas/Montwood HS                         |
| 2   | Smith, Xavier         | S      | 6-0  | 195 | R-So./TR | Atlanta, Ga./Austin Peay                     | 34  | Johnson, Xavier         | RB     | 5-11 | 205 | R-Fr./RS | El Paso, Texas/Hanks HS                            |
| 3   | Smith, Jaden          | WR     | 5-10 | 195 | Sr./TR   | Atlanta, Ga./Eastern Kentucky                | 35  | Essih, Zachary          | TE     | 5-8  | 213 | R-So./1L | Arlington, Texas/Mansfield Timberview HS           |
| 3   | Tonga'uia, Sione      | NT     | 6-0  | 305 | Sr./4L   | Tempe, Ariz./Tempe HS                        | 35  | Taylor-Barrocks, Kofi   | Bandit | 6-3  | 230 | R-Fr./TR | London, England/Colorado                           |
| 4   | Jackson, Jevon        | RB     | 5-8  | 205 | R-Jr./TR | Decatur, Ala./Austin Peay                    | 36  | Flabiano, Buzz          | K/P    | 6-0  | 175 | R-So./1L | Plano East, Texas/Plano East HS                    |
| 4   | Williams, Dillion     | Spur   | 5-11 | 188 | R-Jr./TR | Nacogdoches, Texas/North Texas               | 36  | Taylor, Ekow            | Bandit | 6-5  | 220 | Fr./HS   | Keller, Texas/Fossil Ridge HS                      |
| 5   | Dunson, Tray          | LB     | 6-2  | 221 | Sr./TR   | Franklin, Ga./Gardner-Webb                   | 37  | Tejada, Angelo          | LS     | 5-11 | 240 | Sr./4L   | San Antonio, Texas/Converse Judson HS              |
| 5   | Thomas, Kam           | MB     | 5-7  | 184 | R-Jr./TR | Birmingham, Ala./Austin Peay                 | 37  | Diaz, Valentino         | Bandit | 6-2  | 245 | R-So./RS | Boca Raton, Fla./Boca Raton HS                     |
| 6   | Chapman, Kory         | Spur   | 5-10 | 190 | Sr./TR   | Hoover, Ala./Hoover HS/Austin Peay           | 38  | Scruggs, Evan           | K      | 6-1  | 170 | Fr./HS   | Orlando, Fla./Bishop Moore HS                      |
| 6   | Odum, Kenny           | WR     | 5-8  | 163 | R-So./TR | Savannah, Ga./Austin Peay                    | 39  | Hancock, Josh           | LS     | 5-9  | 185 | R-Jr./1L | Corpus Christi, Texas/Coastal Christian Homeschool |
| 7   | Johnson, KD           | DL     | 6-1  | 275 | Sr./1L   | Houston, Texas/Kilgore College               | 40  | Bibler, Chase           | DL     | 6-4  | 270 | Sr./1L   | Fresno, Calif./Fresno City College                 |
| 7   | Smith, Shay           | QB     | 6-2  | 215 | Fr./HS   | El Paso, Texas/Franklin HS                   | 41  | Hopkins, Dorian         | LB     | 6-0  | 226 | Gr./TR   | Memphis, Tenn./Tulsa                               |
| 8   | Ray Jr., Michael      | S      | 6-2  | 200 | Jr./TR   | Houston, Texas/Tyler JC                      | 42  | Hall, Jake              | LB     | 6-2  | 230 | Sr./1L   | San Juan Capistrano, Calif./Orange Coast Coll.     |
| 8   | White, Emari          | WR     | 6-0  | 185 | R-Jr./1L | Antelope, Calif./Center/Sierra College       | 43  | Garcia, Edgar           | Bandit | 6-1  | 215 | Fr./HS   | El Paso, Texas/El Paso HS                          |
| 9   | Locklear, Skyler      | QB     | 5-11 | 195 | R-So./TR | Clayton, N.C./Austin Peay                    | 43  | Lopez, Julian           | TE     | 6-1  | 246 | R-Sr./2L | El Paso, Texas/Chapin HS                           |
| 9   | Shelton, Jaylon       | CB     | 6-2  | 190 | R-Jr./TR | New London, Texas/Texas State                | 44  | Rayam, Jalen            | LB     | 6-0  | 225 | Gr./TR   | Alabaster, Ala./Middle Tennessee                   |
| 10  | Hurley, Kevin         | WR     | 6-3  | 233 | R-Sr./1L | Walnut, Miss./NE Mississippi CC              | 45  | Thomas, Victor          | LB     | 6-1  | 220 | Fr./HS   | Katy, Texas/Katy Paetow HS                         |
| 10  | Rapolla, Hunter       | DL     | 6-3  | 251 | Sr./TR   | Temecula, Calif./New Mexico                  | 46  | Ray, Christian          | DL     | 6-4  | 250 | Jr./TR   | Manteca, Calif./Modesto JC                         |
| 11  | McConnell, Cade       | QB     | 6-1  | 195 | R-Jr./1L | Long Beach, Calif./Cerritos College          | 48  | Szczesniak, Alex        | LB     | 6-2  | 220 | So./TR   | Orland Park, Ill./Iowa Western                     |
| 11  | Moore, Oscar          | S      | 6-1  | 208 | Sr./1L   | Fort Worth, Texas/Kilgore College            | 50  | Smith, Brennan          | OL     | 6-3  | 305 | R-Jr./TR | Pensacola, Fla./Austin Peay                        |
| 12  | Muhammad, Atiq        | CB     | 6-2  | 195 | R-So./1L | Rockford, Ill./Guilford HS                   | 50  | Tafuna, Tevita          | NT     | 6-1  | 285 | R-Sr./2L | East Palo Alto, Calif./College of San Mateo        |
| 14  | Boyd-Matthews, Amier  | CB     | 6-1  | 180 | R-So./1L | Tempe, Ariz./Mountain Pointe HS              | 52  | Whitehead, RJ           | OL     | 6-5  | 300 | Jr./TR   | Lambert, Miss./Tulane                              |
| 14  | Rodriguez, Zach       | QB     | 6-3  | 195 | R-Jr./OL | El Paso, Texas/El Paso HS                    | 53  | Escobar, Ivan           | OL     | 6-2  | 305 | R-Jr./1L | El Paso, Texas/NM State                            |
| 15  | Thompson, Bryton      | DE     | 6-1  | 250 | R-Sr./1L | Houston, Texas/Blinn College                 | 55  | McCarter, Allan         | OL     | 6-4  | 270 | Fr./HS   | Manvel, Texas/Manvel HS                            |
| 15  | Wren, Corey           | MB     | 5-10 | 195 | R-So./TR | New Orleans, La./TCU                         | 56  | Aranda, Luis Carlos     | OL     | 6-1  | 300 | R-So./OL | El Paso, Texas/Franklin HS                         |
| 16  | Green, Yessman        | CB     | 6-2  | 180 | Sr./TR   | Mobile, Ala./Jax State                       | 57  | Wydra, Craig            | OL     | 6-4  | 305 | Fr./HS   | El Paso, Texas/Andress HS                          |
| 20  | Southern, Michael     | QB     | 6-1  | 195 | Fr./HS   | El Paso, Texas/Montwood HS                   | 58  | Toney, Jaquan           | OL     | 6-4  | 285 | R-Jr./RS | Huntsville, Ala./NE Mississippi CC                 |
| 17  | Ezinwa, Judah         | TE     | 6-3  | 240 | R-So./RS | Fontana, Calif./Mt. SAC                      | 59  | Pitts III, Otis         | OL     | 6-3  | 330 | R-Sr./2L | Grand Prairie, Texas/Cisco College                 |
| 17  | Jones, Jaylin         | Bandit | 6-5  | 225 | Fr./HS   | Beaumont, Texas/West Brook HS                | 60  | Immediato, Joseph       | OL     | 6-4  | 318 | R-Jr./2L | El Paso, Texas/Eastwood HS                         |
| 18  | Burris III, John      | CB     | 6-0  | 180 | R-Jr./1L | Mesquite, Texas/Mesquite Horn HS             | 62  | Riggs, Jake             | OL     | 6-3  | 295 | Fr./HS   | Murfreesboro, Tenn./Oakland HS                     |
| 18  | Campbell, Rafeald     | WR     | 5-11 | 175 | Fr./HS   | Arlington, Texas/Arlington Bowie HS          | 63  | Beltran, Rolando        | OL     | 6-3  | 305 | R-So./RS | El Paso, Texas/Eastlake HS/NMHU                    |
| 19  | Hullaby, Landon       | S      | 6-0  | 205 | R-So./TR | Mansfield, Texas/Texas Tech                  | 65  | Wright, Isaiah          | OL     | 6-3  | 305 | Sr./TR   | Columbia, S.C./Austin Peay                         |
| 19  | Pickles, JP           | QB     | 6-1  | 200 | Fr./HS   | Tallahassee, Fla./North Florida Christian HS | 69  | Lightfoot, Joey         | NT     | 6-4  | 300 | R-Fr./RS | College Station, Texas/A&M Consolidated            |
| 20  | Herring, Cam          | CB     | 6-1  | 165 | Fr./HS   | Memphis, Tenn./Collierville HS               | 70  | Matamoros, Luka         | OL     | 6-5  | 275 | Fr./HS   | Pflugerville, Texas/Hendrickson HS                 |
| 21  | Shufelt, Stratton     | LB     | 6-2  | 230 | Fr./HS   | Rio Rancho, N.M./Cleveland HS                | 72  | McDuffie III, Tyrone D. | OL     | 6-4  | 315 | R-Fr./RS | El Paso, Texas/Parkland HS                         |
| 21  | Taylor, Marquez       | RB     | 5-11 | 171 | R-Fr./TR | McKenzie, Tenn./Austin Peay                  | 74  | Henry, Azizi            | OL     | 6-4  | 310 | R-Jr./1L | Wylie, Texas/Wylie HS                              |
| 22  | Allen, Josiah         | Spur   | 5-10 | 179 | Sr./2L   | Elk Grove, Calif./Sacramento City College    | 75  | Camacho Jr., Juan       | OL     | 6-6  | 285 | R-Jr./1L | El Paso, Texas/Bowie HS                            |
| 22  | Jolly, Ezell          | RB     | 6-1  | 175 | R-Fr./RS | Missouri City, Texas/Ridge Point HS          | 76  | Carter, CK              | OL     | 6-6  | 290 | R-Jr./TR | Atlanta, Ga./Georgia Southern                      |
| 23  | Davis Jr., Wondame    | WR     | 6-1  | 180 | Fr./HS   | Ennis, Texas/Ennis HS                        | 77  | Barton, AJ              | OL     | 6-5  | 280 | R-Fr./RS | Garland, Texas/Lakeview Centennial HS              |
| 23  | Meadows, Trace        | LB     | 6-0  | 210 | Fr./HS   | College Station, Texas/A&M Consolidated      | 79  | Utley, Jake             | OL     | 6-6  | 315 | R-Fr./RS | College Station, Texas/College Station HS          |
| 24  | Guerrero, Jaime       | S      | 6-1  | 185 | R-So./OL | El Paso, Texas/Eastlake HS                   | 80  | Torres, Marcus          | WR     | 5-10 | 175 | Fr./HS   | El Paso, Texas/Pebble Hills HS                     |
| 24  | Schuchts, Josh        | WR     | 6-3  | 210 | Fr./HS   | Tallahassee, Fla./North Florida Christian HS | 81  | Phipps, Xavier          | WR     | 6-5  | 205 | Fr./HS   | Houston, Texas/Dekaney HS                          |
| 25  | Dye, Josiah           | S      | 6-1  | 185 | R-Fr./HS | Gilbert, Ariz./Williams Field HS             | 82  | Vinson, Marcus          | TE     | 6-4  | 255 | Jr./1L   | Duncanville, Texas/Kilgore College                 |
| 25  | Emory, Ashton         | RB     | 5-11 | 195 | Fr./HS   | Dallas, Texas/Rockwall HS                    | 83  | Pruitt, Kai             | WR     | 6-0  | 180 | Fr./HS   | Colleyville, Texas/Colleyville Heritage HS         |
| 26  | Harris, Caden         | WR     | 5-10 | 170 | R-Fr./RS | Round Rock, Texas/Stony Point HS             | 86  | Flores, Lucas           | WR     | 6-2  | 184 | R-Jr./OL | El Paso, Texas/Ysleta HS                           |
| 26  | Russell, Lantz        | S      | 6-3  | 210 | R-Jr./RS | Riverside, Calif./Mt. SAC                    | 87  | Collins, Martavious     | TE     | 6-4  | 258 | Fr./HS   | Rome, Ga./South Pittsburg HS                       |
| 27  | Content, Justin       | CB     | 6-1  | 185 | Fr./HS   | Hoschton, Ga./Mill Creek HS                  | 88  | Seib, Luke              | WR     | 6-4  | 210 | R-So./1L | Blue Springs, Mo./Blue Springs South HS            |
| 27  | McWhorter, Miles      | WR     | 5-8  | 165 | R-So./TR | El Paso, Texas/Franklin HS/NM State          | 90  | Coker, Ashton           | DT     | 6-2  | 290 | Fr./HS   | Katy, Texas/Katy Taylor HS                         |
| 28  | Dye, Joshua           | RB     | 5-11 | 202 | R-Fr./RS | Gilbert, Ariz./Williams Field HS             | 92  | Warren, Quinzavious     | NT     | 6-2  | 315 | R-Jr./TR | Canton, Miss./Jax State                            |
| 28  | Jones, Brandon        | LB     | 5-11 | 180 | Fr./HS   | Dallas, Texas/South Oak Cliff HS             | 93  | Jaquez, Rafael          | DL     | 6-2  | 270 | Fr./HS   | El Paso, Texas/Pebble Hills HS                     |
| 29  | Brown-Turner, Dylan   | LB     | 6-1  | 210 | R-Fr./TR | Dallas, Texas/Florida State                  | 97  | Bobman, Joe             | K      | 6-0  | 185 | R-Jr./TR | Carlsbad, Calif./SEMO                              |
| 29  | Jacklin, Adam         | P      | 5-11 | 195 | R-Fr./TR | Melbourne, Australia/North Texas             | 98  | Va'a, Logologo          | DT     | 6-3  | 305 | R-So./1L | Santa Barbara, Calif./Bishop Garcia HS             |
| 30  | Dyman, Nate           | LB     | 6-2  | 230 | R-Jr./RS | Missouri City, Texas/Blinn College           |     |                         |        |      |     |          |  |

## COACHING STAFF

Scotty Walden – Head Coach (1st Season)  
 Jake Brown – Offensive Coordinator/Outside WRs  
 JJ. Clark – Defensive Coordinator/LBs  
 Ryan Stanchek – Co-Offensive Coordinator/OL  
 Aaron Foster – Cornerbacks/Defensive Pass Game Coordinator  
 Chris Jones – Defensive Line/Defensive Run Game Coordinator  
 Seth McDonald – Bandits/Co-Wefense Coor./Def. Recruiting Coor.  
 Jourdan McNeill – Running Backs/Offensive Run Game Coor.  
 Joe Pappalardo – Wefense Coor./Miner Backs/Inside WR/Pass Game Coor.  
 Jajuan Dulaney – Tight Ends/Offensive Recruiting Coor.  
 Kelvin Sigler – Co-Defensive Coor./Safeties  
 Kyle Beyer – Lead Defensive Analyst/Assistant LBs  
 John Cotton – Lead Offensive Analyst/Wefense Assistant  
 Nate Mullen – Offensive Quality Control-Wide Receivers  
 Miguel Avina – Graduate Assistant (QBs)  
 Kade Glenn – Graduate Assistant (DBs)  
 Jalen Spady – Graduate Assistant (OL)  
 Addison Tucker – Graduate Assistant (DL)

## PRONUNCIATIONS

|                     |                             |                      |                         |
|---------------------|-----------------------------|----------------------|-------------------------|
| LUIS Carlos ARANDA  | Lou-ees CAR-los ARE-ran-duh | EKOW Taylor          | ECHO                    |
| AMIER Boyd-Matthews | Ah-meer                     | KOFI Taylor-Barrocks | KO-FEE                  |
| Joe BOWMAN          | BOWE-man                    | TEVITA TAFUNA        | Tuh-VEE-tuh Tuh-Foo-nuh |
| RAFEALD Campbell    | RAH-fay-eld                 | Angelo TEJADA        | Tay-hah-duh             |
| Justin CONTENT      | CON-tent                    | SIONE TONGA-UIHA     | See-on-ee Tonga-we-ha   |
| WONDAME Davis Jr.   | WAN-duh-me                  | LOGOLOGO VA'A        | Logo-Logo Vah-AH        |
| KYRAN Duhon         | KY-ren                      | DILLION Williams     | De-lee-on               |
| JAVONI GARDERE      | Ja-VONNY Gar-DEER           | Craig WYDRA          | WHY-druh                |
| YESSMAN Green       | YEZZ-men                    |                      |                         |
| AZIZI Henry         | Ah-zee-zee                  |                      |                         |
| Landon HULLABY      | Huh-LAH-bee                 |                      |                         |
| Joseph IMMEDIATO    | E-me-d-auto                 |                      |                         |
| JEVON Jackson       | JEH-von                     |                      |                         |
| Luka MATAMOROS      | MAH-tah-MORE-os             |                      |                         |
| ATIQU Muhammad      | Ah-Teek                     |                      |                         |
| Hunter RAPOLLA      | Ruh-Pole-luh                |                      |                         |
| Jalen RAYAM         | Ray-UM                      |                      |                         |

# UTEP DEPTH CHART

GAME: 10 (vs. Kennesaw State)

## BLUE BLAZE OFFENSE

|                         |    |                        |      |     |       |    |                        |                              |                            |
|-------------------------|----|------------------------|------|-----|-------|----|------------------------|------------------------------|----------------------------|
| <b>LT</b>               | 65 | Isaiah Wright          | 6-3  | 305 | Sr.   | TR | Columbia, S.C.         | (Austin Peay)                | 8 Career Starts (9 app.)   |
|                         | 77 | AJ Barton              | 6-5  | 280 | R-Fr. | RS | Garland, Texas         | (Lakeview Centennial HS)     | 0 Career Starts (0 app.)   |
| <b>LG</b>               | 50 | Brennan Smith          | 6-3  | 305 | R-Jr. | TR | East Palo Alto, Calif. | (Austin Peay)                | 8 Career Starts (9 app.)   |
|                         | 60 | Joseph Immediato       | 6-4  | 318 | R-Jr. | 2L | El Paso, Texas         | (Eastwood HS)                | 1 Career Starts (24 app.)  |
| <b>C</b>                | 53 | Ivan Escobar           | 6-2  | 305 | R-Jr. | 1L | El Paso, Texas         | (NM State)                   | 9 Career Starts (20 app.)  |
|                         | 62 | Jake Riggs             | 6-3  | 295 | Fr.   | HS | Murfreesboro, Tenn.    | (Oakland HS)                 | 0 Career Starts (0 app.)   |
| <b>RG</b>               | 59 | Otis Pitts III         | 6-3  | 330 | R-Sr. | 2L | Grand Prairie, Texas   | (Cisco College)              | 11 Career Starts (28 app.) |
|                         | 72 | Tyrone D. McDuffie III | 6-4  | 315 | R-Fr. | RS | El Paso, Texas         | (Parkland HS)                | 1 Career Starts (2 app.)   |
| <b>RT</b>               | 74 | Azizi Henry            | 6-4  | 310 | R-Jr. | 1L | Wylie, Texas           | (Wylie HS)                   | 6 Career Starts (16 app.)  |
|                         | 79 | Jake Utley             | 6-6  | 315 | R-Fr. | RS | College Station, Texas | (College Station HS)         | 0 Career Starts (3 app.)   |
| <b>TE</b>               | 82 | Marcus Vinson          | 6-4  | 255 | Jr.   | 1L | Duncanville, Texas     | (Kilgore College)            | 8 Career Starts (21 app.)  |
|                         | 17 | Judah Ezinwa           | 6-3  | 240 | R-So. | RS | Fontana, Calif.        | (Mt. SAC)                    | 1 Career Starts (10 app.)  |
| <b>WR<sup>(X)</sup></b> | 8  | Emari White            | 6-0  | 185 | R-Jr. | 1L | Antelope, Calif.       | (Sierra College)             | 3 Career Starts (20 app.)  |
|                         | 26 | Caden Harris           | 5-10 | 170 | R-Fr. | 1L | Round Rock, Texas      | (Stony Point HS)             | 0 Career Starts (3 app.)   |
| <b>WR<sup>(S)</sup></b> | 6  | Kenny Odom             | 5-8  | 163 | R-So. | TR | Savannah, Ga.          | (Austin Peay)                | 7 Career Starts (9 app.)   |
|                         | 0  | Ashton Nickelberry     | 5-10 | 181 | R-Jr. | TR | Brandon, Miss.         | (Austin Peay)                | 1 Career Starts (9 app.)   |
| <b>WR<sup>(2)</sup></b> | 1  | Trey Goodman           | 5-11 | 175 | Sr.   | TR | Atlanta, Ga.           | (Austin Peay)                | 8 Career Starts (9 app.)   |
|                         | 2  | Javoni Gardere         | 6-0  | 195 | R-So. | RS | Dublin, Calif.         | (Diablo Valley College)      | 0 Career Starts (11 app.)  |
| <b>MB<sup>(T)</sup></b> | 5  | Kam Thomas             | 5-7  | 184 | R-Jr. | TR | Birmingham, Ala.       | (Austin Peay)                | 8 Career Starts (8 app.)   |
|                         | 15 | Corey Wren             | 5-10 | 195 | Sr.   | TR | New Orleans, La.       | (TCU)                        | 0 Career Starts (6 app.)   |
| <b>RB</b>               | 4  | Jevon Jackson          | 5-8  | 205 | R-Jr. | TR | Decatur, Ala.          | (Austin Peay)                | 6 Career Starts (9 app.)   |
|                         | 22 | Ezell Jolly            | 6-1  | 175 | R-Fr. | RS | Missouri City, Texas   | (Ridge Point HS)             | 1 Career Starts (10 app.)  |
| <b>QB</b>               | 9  | Skyler Locklear        | 5-11 | 195 | R-So. | TR | Clayton, N.C.          | (Austin Peay)                | 6 Career Starts (7 app.)   |
|                         | 7  | Shay Smith             | 6-2  | 215 | Fr.   | HS | El Paso, Texas         | (Franklin HS)                | 0 Career Starts (3 app.)   |
| <b>-or-</b>             | 19 | JP Pickles             | 6-1  | 200 | Fr.   | HS | Tallahassee, Fla.      | (North Florida Christian HS) | 1 Career Starts (2 app.)   |

## ORANGE SWARM DEFENSE

|             |    |                      |      |     |       |    |                      |                           |                            |
|-------------|----|----------------------|------|-----|-------|----|----------------------|---------------------------|----------------------------|
| <b>DE</b>   | 0  | Maurice Westmoreland | 6-2  | 250 | Sr.   | 2L | Houston, Texas       | (Kilgore College)         | 21 Career Starts (33 app.) |
|             | 17 | Jaylin Jones         | 6-5  | 225 | Fr.   | HS | Beaumont, Texas      | (West Brook HS)           | 0 Career Starts (8 app.)   |
| <b>DT</b>   | 7  | KD Johnson           | 6-1  | 275 | Sr.   | 1L | Houston, Texas       | (Kilgore College)         | 9 Career Starts (21 app.)  |
|             | 10 | Hunter Rapolla       | 6-3  | 251 | Sr.   | TR | Temecula, Calif.     | (New Mexico)              | 0 Career Starts (9 app.)   |
| <b>NT</b>   | 3  | Sione Tonga'uuiha    | 6-0  | 295 | Sr.   | 4L | Tempe, Ariz.         | (Tempe HS)                | 12 Career Starts (50 app.) |
|             | 90 | Ashton Coker         | 6-2  | 290 | Fr.   | HS | Katy, Texas          | (Katy Taylor HS)          | 2 Career Starts (8 app.)   |
| <b>DE</b>   | 15 | Bryton Thompson      | 6-1  | 250 | R-Sr. | 1L | Houston, Texas       | (Blinn College)           | 5 Career Starts (24 app.)  |
|             | 33 | Kyran Duhon          | 6-2  | 250 | Fr.   | HS | Houston, Texas       | (Summer Creek HS)         | 3 Career Starts (9 app.)   |
| <b>Mike</b> | 41 | Dorian Hopkins       | 6-0  | 226 | Gr.   | TR | Memphis, Tenn.       | (Tulsa)                   | 6 Career Starts (8 app.)   |
|             | 21 | Stratton Shufelt     | 6-2  | 230 | Fr.   | HS | Rio Rancho, N.M.     | (Cleveland HS)            | 1 Career Starts (8 app.)   |
| <b>SAM</b>  | 30 | Nate Dyman           | 6-2  | 230 | R-Jr. | RS | Missouri City, Texas | (Blinn College)           | 8 Career Starts (13 app.)  |
|             | 5  | Tray Dunson          | 6-2  | 221 | Sr.   | TR | Franklin, Ga.        | (Gardner-Webb)            | 1 Career Starts (7 app.)   |
| <b>Spur</b> | 26 | Lantz Russell        | 6-3  | 210 | R-Jr. | RS | Riverside, Calif.    | (Mt. SAC)                 | 4 Career Start (13 app.)   |
| <b>-or-</b> | 6  | Kory Chapman         | 5-10 | 190 | Sr.   | TR | Hoover, Ala.         | (Austin Peay)             | 6 Career Start (7 app.)    |
| <b>CB</b>   | 22 | Josiah Allen         | 5-10 | 179 | Sr.   | 2L | Elk Grove, Calif.    | (Sacramento City College) | 21 Career Starts (32 app.) |
|             | 9  | Jaylon Shelton       | 6-2  | 190 | R-Jr. | TR | New London, Texas    | (Texas State)             | 3 Career Starts (8 app.)   |
| <b>FS</b>   | 11 | Oscar Moore          | 6-1  | 208 | Sr.   | 1L | Fort Worth, Texas    | (Kilgore College)         | 13 Career Starts (20 app.) |
|             | 19 | Landon Hullaby       | 6-0  | 205 | R-So. | TR | Mansfield, Texas     | (Texas Tech)              | 0 Career Starts (7 app.)   |
| <b>SS</b>   | 2  | Xavier Smith         | 5-10 | 179 | Jr.   | 1L | Elk Grove, Calif.    | (Sacramento City College) | 7 Career Starts (9 app.)   |
|             | 4  | Dillion Williams     | 5-11 | 188 | R-Jr. | TR | Nacogdoches, Texas   | (North Texas)             | 2 Career Starts (9 app.)   |
| <b>CB</b>   | 14 | Amier Boyd-Matthews  | 6-1  | 180 | R-So. | 1L | Maricopa, Ariz.      | (Maricopa HS)             | 8 Career Starts (24 app.)  |
|             | 27 | Justin Content       | 6-1  | 185 | Fr.   | HS | Hoschon, Ga.         | (Mill Creek HS)           | 1 Career Starts (6 app.)   |

## WEFENSE UNIT

|            |    |               |      |     |       |    |                        |                                 |                       |
|------------|----|---------------|------|-----|-------|----|------------------------|---------------------------------|-----------------------|
| <b>K</b>   | 36 | Buzz Flabiano | 6-0  | 175 | R-So. | 1L | Plano East, Texas      | (Plano East HS)                 | 21 Career Appearances |
|            | 97 | Joe Bowman    | 6-0  | 185 | R-Jr. | TR | Carlsbad, Calif.       | (SEMO)                          | 6 Career Appearances  |
| <b>P</b>   | 29 | Adam Jacklin  | 5-11 | 195 | R-Fr. | TR | Melbourne, Australia   | (North Texas)                   | 9 Career Appearances  |
|            | 97 | Joe Bowman    | 6-0  | 185 | R-Jr. | TR | Carlsbad, Calif.       | (SEMO)                          | 6 Career Appearances  |
| <b>LS</b>  | 37 | Angelo Tejada | 5-11 | 240 | Sr.   | 4L | San Antonio, Texas     | (Converse Judson HS)            | 52 Career Appearances |
|            | 39 | Josh Hancock  | 5-9  | 185 | R-Jr. | 1L | Corpus Christie, Texas | (Coastal Christian Home School) | 11 Career Appearances |
| <b>H</b>   | 37 | Angelo Tejada | 5-11 | 240 | Sr.   | 4L | San Antonio, Texas     | (Converse Judson HS)            | 52 Career Appearances |
| <b>KOR</b> | 15 | Corey Wren    | 5-10 | 195 | Sr.   | TR | New Orleans, La.       | (TCU)                           | 6 Career Appearances  |
|            | 6  | Kenny Odom    | 5-8  | 163 | R-So. | TR | Savannah, Ga.          | (Austin Peay)                   | 9 Career Appearances  |
| <b>PR</b>  | 5  | Kam Thomas    | 5-7  | 184 | R-Jr. | TR | Birmingham, Ala.       | (Austin Peay)                   | 8 Career Appearances  |

## MINER NOTABLES

### WHERE TO WATCH & LISTEN

The Miners and Blue Raiders will be streamed on ESPN+ with **Andy Morgan** (play-by-play) and **Ed Stansbury** (analysis) calling the action. The action can be heard on "The Home of UTEP Football" 95.5 KLAQ with "The Voice of the UTEP Miners" **Jon Teicher** calling play-by-play in his 44th season. 'Teich', who called his 500th game last season on Oct. 11, is joined by former UTEP WR **Cole Freytag** (2012, 2014-16) in the booth providing analysis in his third season. El Paso native and long-running member of the local media **Mando Medina** will be reporting from the sidelines. The contest can also be heard on the UTEP Miners app.

### SERIES VS. KENNESAW STATE

UTEP and Kennesaw State will face each other for the first time ever on Nov. 9, 2024, in Sun Bowl Stadium.

### ABOUT KENNESAW STATE

The Owls made national headlines when they upset Liberty 27-24 on Oct. 23 in Fifth Third Stadium. It marked Kennesaw State's first-ever FBS victory on top of its first CUSA win. Overall KSU is 1-7 overall and 1-3 in league play. Kennesaw State's first FBS game came on Aug. 31 in a loss at UTSA 28-16. KSU's first CUSA game came against Jax State during a 63-24 loss on Oct. 4. Following its upset win over the Flames, the Owls followed with a 31-14 setback at WKU on Oct. 30. KSU averages 14.9 points per game and gives up 31.1. The Owls rank as one of the lowest FBS teams in total offense, averaging 245.4 yard per game. Its defense yields 410.0 yards per contest. RB Michael Benefield leads the rushing attack with 394 yards (4.3 avg.) and has scored three touchdowns. QB Davis Bryson has thrown for 901 yards on 86-of-157 passing, seven interceptions and three touchdowns. RB Qua Ashley leads the team in receptions (17) and ranks second in receiving yards (156). WR Blake Bohannon leads the team in receiving yards (166) on 15 catches. DB Sidney Porter paces the squad with 45 tackles.

### A BIT OF HOMECOMING HISTORY

UTEP is 40-50-1 all-time in homecoming games. UTEP last won a homecoming game in 2021, defeating Old Dominion 28-21. Since winning five consecutive homecoming games from 2008 thru 2012, UTEP is 2-8 in its last 10. The Miners beat NM State 8-0 in the very first homecoming game in 1929.

### SENIOR CLASS '24

There will be 24 seniors honored before Saturday afternoon's game versus Kennesaw State. They are CB **Josiah Allen**, DL **Chase Bibler**, Spur **Kory Chapman**, LB **Tray Dunson**, WR **Lucas Flores**, WR **Trey Goodman**, DE **Devin Goree**, LB **Jake Hall**, LB **Dorian Hopkins**, WR **Kevin Hurley**, DL **KD Johnson**, TE **Julian Lopez**, S **Oscar Moore**, OL **Otis Pitts III**, DL **Hunter Rapolla**, LB **Jalen Rayam**, LS **Angelo Tejada**, DE **Bryton Thompson**, NT **Sione Tonga'u'iha**, NT **Tevita Tafuna**, Bandit **Maurice Westmoreland**, WR **Emari White**, MB **Corey Wren** and OL **Isaiah Wright**.

### NOTES UNDER CENTER

UTEP has started three quarterbacks in back-to-back seasons (**Skyler Locklear**, **Cade McConnell** and **JP Pickles** in 2024; **Gavin Hardison**, **Kevin Hurley** and **McConnell** in 2023). The last time it had happened in a season was in 2018 (**Brandon Jones**, **Kai Locksley**, **Ryan Metz**). Four quarterbacks have played for the Miners in back-to-back seasons. The last time it had happened in a season was in 2017 (**Zach Greenlee**, **Kavika Johnson**, **Metz**, and **Mark Torres**). Four Miner quarterbacks have attempted more than one pass in back-to-back seasons. **McConnell**, **Locklear**, **Pickles** and **Shay Smith** have attempted passes in 2024. **Jake McNamara** was the fourth QB to throw a pass in 2023. The last time it had happened in a season was in 2013 (**Mack Leftwich**, **Jameill Showers**, **Garrett Simpson**, and **Blaire Sullivan**).

### 7 MINERS HAVE ATTEMPTED A PASS, MOST SINCE '86

**P Adam Jacklin** was the seventh Miner to attempt a pass as he recorded one against MTSU. QB **Cade McConnell**, QB **Skyler Locklear**, QB **JP Pickles**, QB **Shay Smith**, WR **Jaden Smith** and WR **Trey Goodman** have each attempted a pass in 2024. It's the most since the 1986 season, **Bob Stull's** first year at the helm. QB **Sammy Garza**, QB **Jeff Remo**, QB **John Brazil**, WR **Randy Hanson**, TE **Bob Keseday**, WR **Barry Parker** and QB **Rich Willis**.

### FIRST SINCE 2013

QB **JP Pickles** was the first UTEP true freshman quarterback to make a start under center since 2013 when QB **Mack Leftwich** on Nov. 9, 2013, at North Texas. Leftwich started the last four games of the '13 campaign.

### PICKLES'S FIRST START

**JP Pickles** made his collegiate debut at LA Tech on Oct. 22. The true freshman made his first career start on Nov. 2 against Middle Tennessee. Pickles rushed for 77 yards on 19 carries. He threw for 145 yards (18-33-INT).

### PICKLES RELISHING THE RUN

**JP Pickles** rushed for 53 yards at LA Tech and hit 77 against MTSU. Pickles has rushed for 130 yards in his last two games (65.0 ypg).

### MOST RUSH YARDS BY A UTEP QB SINCE '20

**JP Pickles's** 77 yards rushing were the most since QB Calvin Brownholtz's 114 rushing yards against North Texas on Dec. 11, 2020.

### JJ'S LAST THREE GAMES

RB **Jevon Jackson** rushed for a game-high 83 yards against Middle Tennessee. Jackson has rushed for 343 yards in the last three games (114.3 ypg). He hit a season-high 148 against FIU and 112 at LA Tech.

### ACTION JACKSON

**Jevon Jackson** leads the Miners with 582 yards rushing and ranks fourth in Conference USA. Jackson averages 64.7 rushing yards per game (fifth in CUSA).

### 100+ YARDS RUSHING IN ONE QUARTER VS. FIU

**Jevon Jackson** rushed for 104 yards in the fourth quarter against FIU on Oct. 16. Jackson is the first Miner to hit 100+ yards in one quarter since RB **Aaron Jones's** 127 yards during the first quarter against North Texas on Nov. 26, 2016.

### KAM HAULING 'EM IN

MB **Kam Thomas** ranks tied for third in CUSA with 43 receptions despite missing UTEP's Nov. 2 game vs MTSU. Thomas recorded five catches for 67 yards and a TD in his last game played at LA Tech. Overall, Thomas has 442 yards on 43 catches and two touchdowns in 2024. MT's WR **Omari Kelly** leads the league with 48 receptions.

### KENNY GOT BURNERS

WR **Kenny Odom** ranks second in CUSA, averaging 19.1 yards per reception and 28 catches. Odom's team-leading 534 receiving yards rank sixth in the league, and he ranks seventh with yards per game (59.3). Odom ranks tied for second in CUSA with four receiving scores.

### CATCH ME IF YOU CAN

**Kenny Odom's** six 40+ yard plays, four 50+ yard plays, and three 60+ yard plays rank first in CUSA. Odom tallied a career-long 76-yard touchdown reception at WKU, a 60-yard score at Liberty and a 55-yard TD catch at Colorado State. He's added catches of 62 yards (FIU), 49 yards (vs. Sam Houston) and 44 yards (vs. SUU).

## MINER NOTABLES

### LONG TD FOR A TE

TE **Marcus Vinson** hauled in a career-long 52-yard touchdown reception against Sam Houston on Oct. 3. His 52 yards receiving was also a career high. Vinson caught it at the Sam Houston 25 and galloped to paydirt. It was Vinson's second career touchdown. He caught a three-yard score against no. 22 Liberty last season. It was the longest-scoring reception by a UTEP tight end since TE **Trent Thompson's** 51-yard touchdown catch at the 2021 New Mexico Bowl against Fresno State.

### TRIPLE CROWN

QB **Skyler Locklear** did something unique on Sept. 7 against Southern Utah on Sept. 7 in his first appearance at Sun Bowl Stadium in front of over 41,000 fans. Locklear completed a trifecta as he threw for a touchdown, rushed for another and caught a game-tying score against the Thunderbirds. Locklear is the first Miner player in the modern era (post 1965) to throw a touchdown, rush for a touchdown and catch a touchdown in the same game. The last Miner to rush, pass and catch a TD in the same season was RB **Aaron Jones** in 2016. Jones threw a TD pass on Oct. 29 against Old Dominion. He also rushed for a touchdown against ODU that night. RB **Marcus Thomas** did so in 2006, and QB **Mike McCall** achieved it in 1977.

### FIRST TIME IN FBS SINCE 2015

**Skyler Locklear** is the first FBS player since Stanford's QB Kevin Hogan on Dec. 5, 2015, versus USC to pass for a touchdown, rush for a touchdown and catch a touchdown in the same game. Coincidentally, Stanford's RB Christian McCaffery did the same thing in the same contest.

### UTEP RUN D THE LAST 3 GAMES

Before the FIU game, the UTEP defense had been giving up over 200 rushing yards per game. The Miners have yielded 186 yards (62.0 ypg) on the ground in the last three games (85 vs. FIU, seven at LA Tech, 94 vs. MSTU). It's the least given up in three straight games since 2021, when the Miners gave up 195 rushing yards – 88 against ODU (Oct. 2), 15 at Southern Miss (Oct. 9) and 92 versus LA Tech (Oct. 16).

### SCORING DEFENSE THE LAST THREE CUSA GAMES

The UTEP defense, which has allowed over 30 points per game, has only allowed 55 points in the last three contests (18.3 avg.). The Miners gave up 21 in a win against FIU, 14 at LA Tech and 20 against MTSU. It's the least points allowed in three straight Conference USA games since 2021 (21 versus ODU on Oct. 2, 13 at Southern Miss on Oct. 9, 3 vs. LA Tech on Oct. 16).

### SACK ATTACK

UTEP leads CUSA in sacks (22), sacks per game (2.4), and ranks second in sack yards (117). The Miners rank tied for 23rd in FBS in total sacks. Bandit **Maurice Westmoreland** is ranked tied for third in CUSA with 4.5 sacks, while Spur **Kory Chapman** and DT **KD Johnson** are tied for 15th with 2.5 sacks each. CB **Josiah Allen**, DL **Kyran Duhon**, S **Lantz Russell** and DE **Bryton Thompson** are tied 22nd with 2.0 apiece. UTEP is on pace for around 30 sacks which would be the most in 20 seasons (42 sacks in 2004).

### TACKLING BEHIND THE LINE OF SCRIMMAGE

UTEP leads CUSA with 61 tackles for loss and paces the league at 6.8 TFLs per game. The Miners' TFL yards (212) also lead the conference. Spur **Kory Chapman** ranks second in CUSA with 9.5 TFLs, while LB **Dorian Hopkins** is tied for fourth with 8.0. DL **KD Johnson** is and Bandit **Maurice Westmoreland** tied for 11th with 6.0 TFLs. DE **Bryton Thompson** has 5.5 (t-16th) and LB **Nate Dyman** has 5.0 TFLs (t-21st).

### MINER PICKS

UTEP has recorded eight interceptions, ranking fourth in CUSA. The Miners' eight picks surpass their total (six) from last season. It's the most since 2021 when UTEP recorded eight picks.

## #2 LUKE LAUFENBERG #LiveLikeLuke

The UTEP football team will continue to pay tribute to the late Luke Laufenberg throughout the 2024 season. Laufenberg passed away at the age of 21 on Thursday, Aug. 22, 2019 after battling cancer for two years. A tight end from Argyle, Texas, Laufenberg joined the Miners for 2019 spring ball after playing at Mesa Community College in 2017. UTEP players have worn black "LUKE" stickers on their helmets since the start of the 2019 season. Redshirt sophomore WR Javoni Gardere will wear his #2 Laufenberg jersey throughout the season. WR Justin Garrett was the first Miner to don the #2 jersey during the 2020 season and continued the trend in 2021. QB Gavin Hardison was the second Miner to don the #2 jersey (2022-23). Laufenberg played his senior season at Argyle Liberty Christian High School in Argyle, Texas, where he was named 2016 Offensive Newcomer of the Year and honorable mention All-District. He initially walked on at Texas A&M before continuing his football career at Mesa Community College, where he appeared in six games prior to being diagnosed with Burkitt lymphoma.



## #3 TRENCH WARRIOR

The "Trench Warrior" is a single digit that is assigned to the most deserving D-Lineman. They are a leader, and they embody UTEP's culture on and off the field. It is something head coach Scotty Walden created to signify that wearing a single digit on the DL means you're a "bad dude." On Aug. 26, Walden announced that senior nose tackle Sione Tonga'uiaha will don the no. 3 number in 2024.



# MINER NOTABLES

## PASSES DEFENDED

UTEP ranks fourth in Conference USA with 31 passes defended (23 PBUs, eight INTs). Jax State leads with 39 passes defended and 10 INTs.

## FIRST INT FOR JOSIAH

CB **Josiah Allen** intercepted his first pass in a UTEP uniform during the first quarter against MTSU. Overall it was Allen's second collegiate INT since picking off a pass while playing at Sacramento City College in 2021.

## SOLO STOPPER

**Josiah Allen** leads the team with 30 solo tackles. He ranks tied for 10th in CUSA. Allen produced a season-high and a career-tying best six solo tackles Sam Houston. Allen went on to register 12 more solo tackles in the next three games – four at WKU, four vs. FIU, and four at LA Tech.

## SECOND PICK FOR D-HOP

LB **Dorian Hopkins** picked off a pass against MTSU during the second quarter. It was his second INT this season. Hopkins ranks tied for third in CUSA with two INTs and leads the league with 104 INT return yards.

## FIRST SACK FOR D-HOP

**Dorian Hopkins** recorded his first sack in a UTEP uniform during the third quarter against MTSU. It was Hopkins's second career collegiate sack after tallying one in 2023 while playing at Tulsa.

## FIRSTS FOR AMIER

CB **Amier Boyd-Matthews** recorded his first career forced fumble and first career fumble recovery against MTSU. He did it during the opening kickoff of the second half after he forced kickoff returner Cam'ron Lacy to lose the ball.

## DYMAN IN THE ROUGH

LB **Nate Dyman** tallied a career-high and team-most 13 tackles against Middle Tennessee. It surpasses his previous best of 10 stops (twice this season). Dyman now has a trio of double-digit tackle efforts in 2024. He ranks second on the team with 62 tackles while adding 5.0 TFLs, three breakups, three QB hurries and one fumble recovery. Dyman recorded 10 tackles at Colorado State and at WKU.

## CAREER HIGH FOR MO

Bandit **Maurice Westmoreland** recorded a career-high seven tackles against MTSU. His previous best was six stops.

## MO SACKS

Bandit **Maurice Westmoreland** recorded a season-high 2.0 sacks at LA Tech. Westmoreland leads the Miners and is tied for third in CUSA with 4.5 sacks. He is tied with Jax State's Reginald Hughes. Sam Houston's Chris Murray and Liberty's TJ Bush Jr. lead the way with 5.5 sacks.

## SACK ATTACK

**Maurice Westmoreland** recorded at least half a sack in four straight games for the first time in his career. Westmoreland opened the string of games with a half sack against Sam Houston on Oct. 3 and followed that with a sack each at WKU, and against FIU and 2.0 at LA Tech.

## MOVING UP THE SACK LIST

**Maurice Westmoreland** has 12.0 career sacks Westmoreland needs just one more to crack the program's top-10 list. Former teammate DE Praise Amaewhule has the most sacks in school history with 22.5.

## KORY'S TFL'S NO. 2 IN CUSA

Spur **Kory Chapman** ranks second in CUSA with 9.5 tackles for loss. FIU's Travion Barnes leads CUSA with 10.5 TFLs.

# NCAA TEAM RANKINGS

| NCAA CATEGORY                    | UTEP | KSU |
|----------------------------------|------|-----|
| Total Offense                    | 121  | -   |
| Rushing Offense                  | 103  | -   |
| Passing Offense                  | 102  | -   |
| Team Passing Efficiency          | 118  | -   |
| Scoring Offense                  | 130  | -   |
| Total Defense                    | 92   | -   |
| Rushing Defense                  | 103  | -   |
| Passing Yards Allowed            | 62   | -   |
| Team Passing Efficiency Defense  | 109  | -   |
| Scoring Defense                  | 99   | -   |
| Turnover Margin                  | 78   | -   |
| 3rd Down Conversion Pct.         | 125  | -   |
| 4th Down Conversion Pct.         | 124  | -   |
| 3rd Down Conversion Pct. Defense | 76   | -   |
| 4th Down Conversion Pct. Defense | 78   | -   |
| Red Zone Offense                 | 132  | -   |
| Red Zone Defense                 | 31   | -   |
| Net Punting                      | 122  | -   |
| Punt Returns                     | 42   | -   |
| Kickoff Returns                  | 52   | -   |
| First Downs Offense              | 114  | -   |
| First Downs Defense              | 82   | -   |
| Fewest Penalties Per Game        | 50   | -   |
| Fewest Penalty Yards Per Game    | 61   | -   |
| Time of Possession               | 116  | -   |

# TEAM LEADERS

UTEP - OFF: 16.6 PPG/318.7 YPG | DEF: 29.1 PPG/392.1 YPG

| Rushing          | Att. | Net | Avg. | TD | YPG  |
|------------------|------|-----|------|----|------|
| #4 Jevon Jackson | 134  | 582 | 4.3  | 1  | 64.7 |
| #22 Ezell Jolly  | 62   | 244 | 3.9  | 1  | 40.7 |

| Passing            | C-A-I    | Pct. | Yds. | TD | YPG   |
|--------------------|----------|------|------|----|-------|
| #9 Skyler Locklear | 98-155-5 | 63.2 | 1029 | 5  | 147.0 |
| #11 Cade McConnell | 40-71-3  | 56.3 | 540  | 4  | 90.0  |

| Receiving       | Rec. | Yds. | Avg. | TD | YPG  |
|-----------------|------|------|------|----|------|
| #5 Kam Thomas   | 43   | 442  | 10.3 | 2  | 55.3 |
| #1 Trey Goodman | 28   | 257  | 9.2  | 0  | 28.6 |
| #6 Kenny Odom   | 28   | 534  | 19.1 | 4  | 59.3 |

| Defense            | U-A-TT   | TFL    | SACK  | INT-YDS | FF-FR (YDS) |
|--------------------|----------|--------|-------|---------|-------------|
| #41 Dorian Hopkins | 27-44-71 | 8.0-20 | 1.0-1 | 2-104   | 1-1 (0)     |
| #30 Nate Dyman     | 23-39-62 | 5.0-7  | 0.0-0 | 0-0     | 0-0 (0)     |

KENNESAW STATE - OFF: 14.9 PPG/245.4 YPG | DEF: 31.1 PPG/410.0 YPG

| Rushing              | Att. | Net | Avg. | TD | YPG  |
|----------------------|------|-----|------|----|------|
| #0 Michael Benefield | 91   | 394 | 4.3  | 3  | 49.3 |
| #30 Qua Ashley       | 87   | 290 | 3.3  | 1  | 36.3 |

| Passing          | C-A-I    | Pct. | Yds. | TD | YPG   |
|------------------|----------|------|------|----|-------|
| #9 Davis Bryson  | 86-157-7 | 54.8 | 901  | 3  | 128.7 |
| #4 Khalb Johnson | 6-22-3   | 27.3 | 57   | 0  | 14.3  |

| Receiving         | Rec. | Yds. | Avg. | TD | YPG  |
|-------------------|------|------|------|----|------|
| #5 Blake Bohannon | 15   | 166  | 11.1 | 0  | 20.8 |
| #30 Qua Ashley    | 17   | 156  | 9.2  | 0  | 19.5 |

| Defense              | U-A-TT   | TFL    | SACK  | QBH | FF |
|----------------------|----------|--------|-------|-----|----|
| #11 Sidney Porter    | 19-27-46 | 4.0-9  | 0.0-0 | 1   | 0  |
| #48 Donelius Johnson | 23-16-39 | 3.0-13 | 1.0-8 | 0   | 1  |

## MINER NOTABLES

### CHAPMAN GETTING AFTER IT

**Kory Chapman** made his way back to gridiron after missing a few games due to injury. Chapman tallied a collegiate career-high 3.5 tackles for loss at LA Tech, and recorded 1.0 TFL versus MTSU. Chapman leads the Miners with 9.5 tackles for loss.

### FIRST DEFENSIVE TD IN THE SUN BOWL SINCE 2019

**Kory Chapman's** fumble recovery in the end zone for a score against Sam Houston on Oct. 3 was the first by a UTEP defensive player in the Sun Bowl since Nov. 30, 2019, against Rice when DE **Praise Amaewhule** recovered a ball in the end zone for a touchdown.

### CHAPMAN THE HITMAN

**Kory Chapman** has produced solid numbers in his first and only season at UTEP. The senior ranks fourth on the team with 56 tackles (25 solo). Chapman has added a team-high 9.5 tackles for loss, 2.5 sacks, one quarterback hurry and a fumble recovery for a touchdown.

### MOST INTS SINCE 2011

The Miners' defense intercepted four FIU passes on Oct. 16, the most since 2011. LB **Dorian Hopkins** opened the turnover tally with an INT in the first quarter followed by S **Lantz Russell** picking off a pass in the third quarter. CB **Amier Boyd-Matthews** and Spur **Dillion Williams** intercepted a pass each during the fourth. William's pick came with 1:24 left in the game. It was the most by a UTEP defense since picking off four passes during a 44-7 win at Tulane on Oct. 15, 2011. LB **Jeremy Springer**, DB **DeShawn Grayson**, DB **Darren Woodard** and DB **Travaun Nixon** each intercepted Green Wave passes.

### MOST INTS IN THE 915 SINCE 2008

UTEP's four interceptions against FIU were the most in the Sun Bowl since Nov. 15, 2008, during a 36-10 drubbing of SMU. DB **Melvin Stephenson II**, LB **Nuuese Punimata**, DB **Dustin Bell** and DB **Da'Mon Cromartie-Smith** each recorded an interception.

### IMPRESSIVE FIRST START FOR STRATTON

LB **Stratton Shufelt**, a true freshman, made his first career start on Oct. 10 at WKU on national television. Shufelt responded with a career-high seven tackles, a pass breakup that was batted into S **Lantz Russell's** hands for an INT, and a quarterback hurry against the Hilltoppers.

### D-HOP SWARMING

LB **Dorian Hopkins** leads the Miners with 71 total tackles (27 solo). The graduate student has added 8.0 tackles for loss, two interceptions for 104 return yards, fumble recovery and a forced fumble.

### HOPKINS'S STELLAR DEBUT

LB **Dorian Hopkins**, a graduate transfer from Tulsa, racked up a collegiate career-high 16 tackles (six solo) along with a tackle for loss and first career fumble recovery at Nebraska on Aug. 31. Hopkins is the first Miner since LB **AJ Hotchkins** to lead the team in tackles in their UTEP debut. Hotchkins tallied 13 stops against Northern Arizona on Sept. 1, 2018, in his first game as a Miner. It was the most tackles during a season opener in 15 seasons. DB **Da'Mon Cromartie-Smith** racked up 19 stops to open the 2009 campaign against Buffalo on Sept. 5.

### DUHON COMING ON

DL **Kyran Duhon** has started the last three games. The true freshman has tallied 27 tackles (11 solo) with 2.0 sacks, 2.0 TFLs and a breakup.

### CAREER HIGH FOR JACKLIN

P **Adam Jacklin** averaged a career-high 45.6 yards on five punts (228 yards). He added a career-best two 50+ yard boots including a game-long 60-yard kick.

### OTHER WEFENSE HIGHLIGHTS

WR **Kenny Odom** tallied two tackles on while playing on special teams (Wefense). WR **Trey Goodman** returned two punts for 28 yards including a collegiate career-long 24-yard return.

### 100-YARD KICKOFF RETURN CLUB

MB **Corey Wren** returned a kickoff 100 yards for a score – his first collegiate touchdown – to open the second half at WKU on Oct. 10. He's the sixth Miner in school history to return a kickoff 100 yards for a score. He joins **Cedric Johnson** (1996), **Howard Jackson** (2001), **Marlon McClure** (2010), **Autrey Golden** (2x in 2013) and **Duron Lowe** (2019, 2020) to tally 100-yard kickoff returns.

### LONGEST ACTIVE STARTS BY A MINER

Bandit **Maurice Westmoreland** has started in 21 consecutive games dating back to the 2023 season. It's the longest active streak by a Miner. He played in all 12 games in 2022 and started in all 12 last year. Overall, Westmoreland has started in 21 of 33 games since transferring to UTEP from Kilgore College.

### HIS FIRST CLASS IS FIRST CLASS

UTEP Head Coach **Scotty Walden's** first ever signing class included multiple three-star rated student-athletes by 247Sports, while his first class ranked no. 1 in Conference USA according to Rivals.com and no. 2 according to 247Sports.

### INSTILLING THE BRAND AND CULTURE

Eleven players from Austin Peay transferred the UTEP following **Scotty Walden's** hire. SPUR **Kory Chapman**, WR **Trey Goodman**, RB **Jevon Jackson**, QB **Skyler Locklear**, WR **Ashton Nickelberry**, WR **Kenny Odom**, OL **Brennan Smith**, S **Xavier Smith**, RB **Marquez Taylor**, MB **Kam Thomas** and OL **Isaiah Wright** are now Miners and have been vital in helping the spread Walden's style and culture in the program.

### HOME COOKING

UTEP features 19 players from El Paso. OL **Luis Carlos Aranda** (Franklin HS), OL **Rolando Beltran** (Eastlake HS), OL **Juan Camacho Jr.** (Bowie HS), OL **Ivan Escobar** (Montwood HS), WR **Lucas Flores** (Ysleta HS), Bandit **Edgar Garcia** (El Paso HS), S **Jaime Guerrero** (Eastlake HS), S **Cam Harrelson** (Montwood HS), OL **Joseph Immediato** (Eastwood HS), DL **Rafael Jaquez** (Pebble Hills HS), RB **Xavier Johnson** (Hanks HS), TE **Julian Lopez** (Chapin HS), OL **Tyrone D. McDuffie III** (Parkland HS), WR **Miles McWhorter** (Franklin HS), QB **Zach Rodriguez** (El Paso HS), QB **Shay Smith** (Franklin HS), QB **Michael Southern** (Montwood HS), WR **Marcus Torres** (Pebble Hills HS) and OL **Craig Wydra** (Andress HS) are playing for their hometown Miners.

### YOUNG ENERGY

New UTEP Football Head Coach **Scotty Walden** is the second youngest coach in the nation at 34 years young. Arizona State's Kenny Dillingham, 34, is about five months younger than Walden. Texas State's GJ Kinne and Boise State's Spencer Danielson are both 35.

### GO WEST, YOUNG MAN

The Miners' coaching staff is the third youngest in the nation at 34.7 years old. UTEP ranks behind Old Dominion (34.5) and Georgia Southern (33.2).

### UP NEXT

UTEP will step out of CUSA action and travel to no. 7 Tennessee on Nov. 23 in Knoxville. The Miners and Volunteers are set to kick off at 11 a.m. MST/1 p.m. ET in Neyland Stadium. The contest will be streamed on SECN+/ESPN+. It was mark UTEP's second return to Knoxville since playing there in 2018.

# MINER NOTABLES

## 2024 UTEP FOOTBALL CAPTAINS

### OFFENSE



Trey  
**GOODMAN**  
#1 / WR



Jevon  
**JACKSON**  
#4 / RB

### DEFENSE



Kory  
**CHAPMAN**  
#6 / SPUR



Maurice  
**WESTMORELAND**  
#0 / BANDIT

### WEFENSE



Kam  
**THOMAS**  
#5 / MINER BACK

#### 2024 "UTEP Football with Scotty Walden" Radio Show Dates/Locations

|   |                       |
|---|-----------------------|
| Wednesday, Aug. 28 (6-7 pm)             | Deadbeach Brewery     |
| Wednesday, Sept. 4 (6-7pm)              | Border City Ale House |
| Wednesday, Sept. 11 (6-7 pm)            | Deadbeach Brewery     |
| Wednesday, Sept. 18 (6-7 pm)            | Border City Ale House |
| Tuesday, Oct. 1 (6-7 pm)                | Deadbeach Brewery     |
| Tuesday, Oct. 8 (6-7 pm)                | Border City Ale House |
| Friday, Oct. 11 (6-7 pm)                | Deadbeach Brewery     |
| Friday, Oct. 18 (6-7 pm)                | Border City Ale House |
| Wednesday, Oct. 30 (5-6 pm)             | Deadbeach Brewery     |
| Wednesday, Nov. 6 (6-7 pm)              | Border City Ale House |
| Tuesday, Nov. 19 (6-7 pm)               | Deadbeach Brewery     |
| Tue., Nov. 27 or Fri., Nov. 29 (5-6 pm) | Border City Ale House |

#### LOCATIONS & ADDRESS

**Deadbeach Brewery:** 3200 Durazno Ave.  
**Border City Ale Houst:** 1506 N. Lee Trevino Dr.

Listen Live on 600 ESPN El Paso & the UTEP Miners app

## 2024 UTEP FOOTBALL TRENDS

|                      |     |
|----------------------|-----|
| OVERALL              | 1-8 |
| VS. CONFERENCE USA   | 1-5 |
| NONCONFERENCE RECORD | 0-3 |
| HOME                 | 1-3 |
| AWAY                 | 0-5 |
| DAY GAMES            | 0-3 |
| NIGHT GAMES          | 1-5 |
| VS. TOP 25 TEAMS     | 0-0 |
| NEUTRAL              | 0-0 |
| NATIONAL TV          | 1-5 |
| FOX                  | 0-1 |
| CBSSN                | 1-3 |
| ESPNU                | 0-1 |
| ESPN+                | 0-2 |
| TRUTV                | 0-1 |

### OFFENSE

|                                       |     |
|---------------------------------------|-----|
| WHEN SCORING FIRST                    | 0-3 |
| WHEN THE OPPONENT SCORES FIRST        | 1-5 |
| WHEN LEADING AT HALFTIME              | 1-1 |
| WHEN TRAILING AT HALFTIME             | 0-5 |
| WHEN TIED AT HALFTIME                 | 0-2 |
| WHEN LEADING AFTER THIRD QUARTER      | 0-2 |
| WHEN TRAILING AFTER THIRD QUARTER     | 1-5 |
| WHEN TIED AFTER THIRD QUARTER         | 0-1 |
| IN OVERTIME GAMES                     | 0-1 |
| WHEN SCORING LESS THAN 20 POINTS      | 0-6 |
| WHEN SCORING 20+ POINTS               | 0-2 |
| WHEN SCORING 30+ POINTS               | 1-0 |
| WHEN SCORING 40+ POINTS               | 0-0 |
| WHEN RUSHING FOR < 100 YARDS          | 0-3 |
| WHEN RUSHING FOR 100+ YARDS           | 0-5 |
| WHEN RUSHING FOR 200+ YARDS           | 1-0 |
| WHEN PASSING FOR 200+ YARDS           | 0-2 |
| WHEN PASSING FOR 250+ YARDS           | 0-2 |
| WHEN PASSING FOR 300+ YARDS           | 0-0 |
| WHEN TOTALING < 300 YDS TOTAL OFFENSE | 0-2 |
| WHEN GAINING 300+ YDS TOTAL OFFENSE   | 1-6 |
| WHEN HAVING NO TURNOVERS              | 0-2 |
| WHEN HAVING LESS THAN 3 TURNOVERS     | 1-3 |
| WHEN HAVING 3 OR MORE TURNOVERS       | 0-2 |
| WHEN HAVING MORE THAN 30:00 TOP       | 1-1 |
| WHEN HAVING LESS THAN 30:00 TOP       | 0-7 |

### DEFENSE

|                                       |     |
|---------------------------------------|-----|
| WHEN ALLOWING LESS THAN 20 POINTS     | 0-2 |
| WHEN ALLOWING 20+ POINTS              | 1-3 |
| WHEN ALLOWING 30+ POINTS              | 0-3 |
| WHEN ALLOWING < 100 YDS RUSHING       | 1-2 |
| WHEN ALLOWING 100+ YDS RUSHING        | 0-1 |
| WHEN ALLOWING 200+ YDS RUSHING        | 0-5 |
| WHEN ALLOWING < 200 YARDS PASSING     | 0-2 |
| WHEN ALLOWING 200+ YARDS PASSING      | 1-4 |
| WHEN ALLOWING 250+ YARDS PASSING      | 0-2 |
| WHEN ALLOWING 300+ YARDS PASSING      | 0-0 |
| WHEN ALLOWING < 300 YDS TOTAL OFFENSE | 1-1 |
| WHEN ALLOWING 300+ YDS TOTAL OFFENSE  | 0-7 |
| WHEN HAVING NO TAKEAWAYS              | 0-3 |
| WHEN HAVING 3 OR LESS TAKEAWAYS       | 0-5 |

# UTEP HEAD COACH



# SCOTTY WALDEN

SUL ROSS STATE '12

FIRST SEASON AT UTEP

SEVENTH SEASON AS A HEAD COACH

Scotty Walden, native Texan and one of the most dynamic young head coaches in the country, was named UTEP Football's 27th head coach on Dec. 4, 2023.

Walden, 34, joins the Miners after four seasons as the head coach at Austin Peay State University in Clarksville, Tenn. This year, he led the Governors to a 9-3 record, a perfect 6-0 mark in the United Athletic Conference, and a no. 13 FCS national ranking. It marked the first undefeated conference season in school history. He was named a finalist for the Eddie Robinson Award, presented by FedEx Ground and Stats Perform to the FCS National Coach of the Year. Austin Peay has won four conference titles since 1977 – with two coming under Walden's watch. He is the only coach to lead Austin Peay to two conference championships.

The Cleburne, Texas, native led the Governors to a 26-14 mark with four winning seasons (4-2 in COVID-shortened 2020-21 campaign, 6-5 in 2021, 7-4 in 2022, 9-3 in 2023). The Governors hadn't enjoyed back-to-back winning campaigns since 1983-84 prior to Walden's arrival. His career head coaching record is 34-20, including 7-3 in one season heading up the program at East Texas Baptist University in 2016. Walden was also interim head coach at Southern Miss for four games in 2020.

The 2023 Austin Peay squad ranked fourth nationally in passing efficiency (162.17), ninth in scoring offense (34.1 ppg), 11th in passing completion percentage (.667), 13th in passing offense (274.1 ypg) and 15th in total offense (426.8 ypg). The Governors set school

records for scoring offense, total offense and passing offense. Austin Peay also rated seventh in the country in third down conversion defense with a stingy .303 percentage, and the Governors' three defensive touchdowns ranked 12th nationally. Austin Peay's special teams unit was equally stellar, leading the country in punt returns with a 21.3-yard average.

Austin Peay rattled off a school-record nine consecutive wins after opening the season 0-2, including a 30-13 setback at then-ninth ranked Tennessee on Sept. 9. Playing before over 100,000 hostile fans, the Governors were tied with the Vols, 6-6, shortly before halftime and trailed by 10 points (23-13) midway through the fourth quarter.

In 2022, Walden led the Governors to the third conference title in program history. Austin Peay was the top defense in the ASUN Conference, ranking fourth in the FCS in third down conversion percentage defense (.308), 12th in total defense (317.2 ypg), 19th in passing defense (188.7 ypg) and 20th in rushing defense (128.5 ypg). Offensively, Austin Peay averaged 202.3 rushing yards and



## WALDEN COACHING RECORD

| SEASON        | SCHOOL             | OVERALL      |  | CONFERENCE   |         |
|---------------|--------------------|--------------|--|--------------|---------|
|               |                    | W-L          |  | W-L          |         |
| 2016          | East Texas Baptist | 7-3          |  | 3-3          | (4th)   |
| 2020          | Southern Miss      | 1-3          |  | 1-1          |         |
| 2020-21       | Austin Peay        | 4-2          |  | 4-2          | (3rd)   |
| 2021          | Austin Peay        | 6-5          |  | 4-2          | (t-2nd) |
| 2022          | Austin Peay        | 7-4          |  | 3-2          | (t-1st) |
| 2023          | Austin Peay        | 9-3          |  | 6-0          | (1st)   |
| <b>TOTALS</b> |                    | <b>34-20</b> |  | <b>21-10</b> |         |

# UTEP HEAD COACH

243.3 passing yards per game, marking the first time in program history that the Governors averaged 200-plus rushing and passing yards per game in the same season.

In 2021, the Governors tied a school record with seven First Team All-OVC selections and 14 total All-OVC picks.

While at Austin Peay, Walden has coached four consensus All-America honorees – Kordell Jackson (2020), DeAngelo Wilson (2020), Johnathon Edwards (2021) and Koby Perry (2021). Bucky Williams was an American Football Coaches Association Second Team All-American and a HERO Sports Sophomore All-American in 2020. Draylen Ellis and Terrell Allen received Sophomore All-America honors in 2021. Drae McCray was also tabbed a HERO Sports All-America in 2021.

Walden has also coached 28 All-Conference players and four league All-Newcomer selections during his time at Austin Peay.

His teams have also excelled academically. In five of six semesters since Walden's arrival, the Governors posted a 3.0 cumulative team grade point average, including a program record 3.28 GPA during the spring 2022 semester. The Governors also claimed the 2020-21 and 2021-22 OVC Team Academic Achievement Awards.

After joining the Southern Miss staff as wide receivers coach in 2017, he was promoted to co-offensive coordinator for the 2019 season. In 2019, the American Football Coaches Association tabbed Walden as a Top 35 coach under 35 years of age. He coached first team All-Confer-

ence USA selection wideout Quez Watkins, who led the league with 64 catches and 1,178 receiving yards (17th in the FBS). Watkins' 107.1 receiving yards per game also ranked sixth in the FBS. He was selected in the sixth round of the 2020 NFL Draft by Philadelphia, and has appeared in 45 games for the Eagles with 23 starts since then.

Walden took over for Jay Hopson as interim head coach at Southern Miss in September of 2020, and was hired by Austin Peay as head coach shortly thereafter.

Walden was the youngest head coach in the NCAA (26 years old) at the time of his hiring at East Texas Baptist. He directed the Tigers to a national ranking in a school-record nine consecutive weeks, climbing as high as no. 15. East Texas Baptist also generated the no. 1 scoring offense (49.9 points per game) for all levels of the NCAA and the no. 2 total offense in Division III (school-record 564.3 yards per game).

Walden was offensive coordinator at East Texas Baptist for three years (2013-15) prior to being elevated to head coach. In his time as an assistant, ETBU football players broke a combined 26 individual and team records. One of his protégés was wide receiver Jamaine Sherman, a first team All-Conference honoree who became the first player in school history

to sign an NFL contract with the St. Louis Rams in 2014.

He got his start in coaching at his alma mater, Sul Ross State, serving as offensive coordinator and quarterbacks coach for the 2012 season. His team broke 16 offensive school records in 2012, including most yards in a game (800) and points in a game (75). The Lobos ranked no. 1 in Division III in total offense (581.9 ypg), no. 2 in first downs (271), no. 3 in scoring offense (48.8 ppg), no. 9 in passing efficiency (164.30), no. 11 in passing offense (333 ypg) and no. 19 in rushing offense (248.9 ypg). Walden coached six All-Conference players, two D3football.com All-Americans and one Beyond Sports Network All-American.

He began his college playing days at Dordt College in Sioux Center, Iowa (2008), where he was named the starting quarterback as a freshman. His career continued at Hardin-Simmons University (2009-10), where he doubled as a quarterback and defensive back, before concluding at Sul Ross State as a quarterback and team captain in 2011.

He earned his Bachelor of History, graduating Magna Cum Laude, from Sul Ross State in 2012. He added a Master of Education, graduating Summa Cum Laude, from Sul Ross State in 2014.

Walden and his wife, Callie have two sons, Luca and Maverick.

## WALDEN FILE

### Personal

**Hometown:** Cleburne, Texas

### Education

**College:** Sul Ross State

### Playing Experience

**2008:** Dordt College

**2009-10:** Hardin Simmons

**2011:** Sul Ross State

### Coaching Experience

**2024-Present:** UTEP Head Coach

**2021-23:** Austin Peay Head Coach

**2020:** Southern Miss Interim Head Coach

**2019-20:** Southern Miss Co-Offensive Coord.

**2017-18:** Southern Miss Wide Receivers

**2016:** East Baptist Texas Head Coach

**2013-15:** East Baptist Texas Offensive Coord.

**2012:** Sul Ross State Offensive Coord./QBs



# 2024 STATISTICS

|                                    | UTEP                | OPP                 |
|------------------------------------|---------------------|---------------------|
| <b>Scoring</b>                     | <b>149</b>          | <b>262</b>          |
| Points per game                    | 16.6                | 29.1                |
| Points Off Turnovers               | 33                  | 38                  |
| <b>First Downs</b>                 | <b>149</b>          | <b>173</b>          |
| Rushing                            | 68                  | 71                  |
| Passing                            | 68                  | 88                  |
| Penalty                            | 13                  | 14                  |
| <b>Rushing Yardage</b>             | <b>1127</b>         | <b>1593</b>         |
| Yards gained rushing               | 1335                | 1837                |
| Yards lost rushing                 | 208                 | 244                 |
| Rushing attempts                   | 325                 | 364                 |
| Average per rush                   | 3.5                 | 4.4                 |
| Average per game                   | 125.2               | 177.0               |
| TDs Rushing                        | 5                   | 18                  |
| <b>Passing Yardage</b>             | <b>1741</b>         | <b>1936</b>         |
| Comp-Att-Int                       | 161-269-10          | 162-247-8           |
| Average per pass                   | 6.5                 | 7.8                 |
| Average per catch                  | 10.8                | 12.0                |
| Average per game                   | 193.4               | 215.1               |
| TDs Passing                        | 10                  | 14                  |
| <b>Total offense</b>               | <b>2868</b>         | <b>3529</b>         |
| Total plays                        | 594                 | 611                 |
| Average per play                   | 4.8                 | 5.8                 |
| Average per game                   | 318.7               | 392.1               |
| <b>Kick returns: #-Yards</b>       | <b>23-475</b>       | <b>16-402</b>       |
| <b>Punt returns: #-Yards</b>       | <b>11-115</b>       | <b>16-68</b>        |
| <b>Int returns: #-Yards</b>        | <b>8-102</b>        | <b>10-134</b>       |
| <b>Kick return average</b>         | <b>20.7</b>         | <b>25.1</b>         |
| <b>Punt return average</b>         | <b>10.5</b>         | <b>4.3</b>          |
| <b>Int return average</b>          | <b>12.8</b>         | <b>13.4</b>         |
| <b>Fumbles-Lost</b>                | <b>11-4</b>         | <b>13-5</b>         |
| <b>Penalties-Yards</b>             | <b>51-469</b>       | <b>49-439</b>       |
| Average per game                   | 52.1                | 48.8                |
| <b>Punts-Yards</b>                 | <b>50-1836</b>      | <b>43-1688</b>      |
| Average per punt                   | 36.7                | 39.3                |
| Net punt average                   | 35.8                | 35.9                |
| <b>Kickoffs-Yards</b>              | <b>37-2160</b>      | <b>51-3226</b>      |
| Average per kick                   | 58.4                | 63.3                |
| Net kick average                   | 36.0                | 40.6                |
| <b>Time of possession / game</b>   | <b>27:36</b>        | <b>32:24</b>        |
| <b>3rd-down conversion</b>         | <b>40/131</b>       | <b>52/133</b>       |
| 3rd-down pct                       | 31%                 | 39%                 |
| <b>4rd-down conversion</b>         | <b>6/18</b>         | <b>9/16</b>         |
| 4rd-down pct                       | 33%                 | 56%                 |
| <b>Sacks by-Yards</b>              | <b>22-117</b>       | <b>22-104</b>       |
| <b>Misc Yards</b>                  | <b>0</b>            | <b>0</b>            |
| <b>Touchdowns scored</b>           | <b>17</b>           | <b>32</b>           |
| <b>Field goals - attempts</b>      | <b>10-15</b>        | <b>12-14</b>        |
| <b>On-Side kicks</b>               | <b>0-0</b>          | <b>0-0</b>          |
| <b>Red-zone scores</b>             | <b>(12-18) 67%</b>  | <b>(25-32) 78%</b>  |
| <b>Red-zone touchdowns</b>         | <b>(7-18) 39%</b>   | <b>(18-32) 56%</b>  |
| <b>PAT-attempts</b>                | <b>(17-17) 100%</b> | <b>(30-30) 100%</b> |
| <b>2-point conversion-attempts</b> | <b>(0-0) 0%</b>     | <b>(1-2) 50%</b>    |
| <b>Attendance</b>                  | <b>82235</b>        | <b>164919</b>       |
| Games / Avg per game               | 4/20559             | 5/32984             |
| Neutral site games                 | -                   | 0/0                 |

**Score by Periods**

| Team      | 1st | 2nd | 3rd | 4th | OT | TOT |
|-----------|-----|-----|-----|-----|----|-----|
| UTEP      | 44  | 34  | 40  | 31  | 0  | 149 |
| Opponents | 58  | 81  | 70  | 50  | 3  | 262 |

# 2024 STATISTICS

## Rushing

| Player           | gp       | att        | gain        | loss       | net         | avg        | td        | lg        | avg/g        |
|------------------|----------|------------|-------------|------------|-------------|------------|-----------|-----------|--------------|
| Jevon Jackson    | 9        | 134        | 607         | 25         | 582         | 4.3        | 1         | 42        | 64.7         |
| Ezell Jolly      | 6        | 62         | 257         | 13         | 244         | 3.9        | 1         | 14        | 40.7         |
| Skylar Locklear  | 7        | 55         | 214         | 83         | 131         | 2.4        | 2         | 16        | 18.7         |
| JP Pickles       | 2        | 31         | 147         | 17         | 130         | 4.2        | 1         | 17        | 65.0         |
| Kam Thomas       | 8        | 13         | 40          | 13         | 27          | 2.1        | 0         | 11        | 3.4          |
| Corey Wren       | 7        | 10         | 33          | 9          | 24          | 2.4        | 0         | 9         | 3.4          |
| Trey Goodman     | 9        | 1          | 9           | 0          | 9           | 9.0        | 0         | 9         | 1.0          |
| Jaden Smith      | 4        | 1          | 0           | 1          | -1          | -1.0       | 0         | 0         | -0.3         |
| Cade McConnell   | 6        | 14         | 27          | 29         | -2          | -0.1       | 0         | 10        | -0.3         |
| Shay Smith       | 3        | 3          | 1           | 6          | -5          | -1.7       | 0         | 1         | -1.7         |
| Kenny Odom       | 9        | 0          | 0           | 10         | -10         | 0.0        | 0         | 0         | -1.1         |
| Team             | 9        | 1          | 0           | 2          | -2          | -2.0       | 0         | 0         | -0.2         |
| <b>Total</b>     | <b>9</b> | <b>325</b> | <b>1335</b> | <b>208</b> | <b>1127</b> | <b>3.5</b> | <b>5</b>  | <b>42</b> | <b>125.2</b> |
| <b>Opponents</b> | <b>9</b> | <b>364</b> | <b>1837</b> | <b>244</b> | <b>1593</b> | <b>4.4</b> | <b>18</b> | <b>73</b> | <b>177.0</b> |

## Passing

| Player           | gp       | effic        | comp-att-int      | pct         | yds         | td        | lg        | avg/g        |
|------------------|----------|--------------|-------------------|-------------|-------------|-----------|-----------|--------------|
| Skylar Locklear  | 7        | 123.2        | 98-155-5          | 63.2        | 1029        | 5         | 65        | 147.0        |
| Cade McConnell   | 6        | 130.4        | 40-71-3           | 56.3        | 540         | 4         | 76        | 90.0         |
| JP Pickles       | 2        | 81.4         | 20-38-1           | 52.6        | 154         | 0         | 22        | 77.0         |
| Shay Smith       | 3        | 158.8        | 2-2-0             | 100.0       | 14          | 0         | 11        | 4.7          |
| Jaden Smith      | 4        | 463.6        | 1-1-0             | 100.0       | 4           | 1         | 4         | 1.0          |
| Trey Goodman     | 9        | -200.0       | 0-1-1             | 0.0         | 0           | 0         | 0         | 0.0          |
| Adam Jacklin     | 9        | 0.0          | 0-1-0             | 0.0         | 0           | 0         | 0         | 0.0          |
| <b>Total</b>     | <b>9</b> | <b>119.0</b> | <b>161-269-10</b> | <b>59.9</b> | <b>1741</b> | <b>10</b> | <b>76</b> | <b>193.4</b> |
| <b>Opponents</b> | <b>9</b> | <b>143.7</b> | <b>162-247-8</b>  | <b>65.6</b> | <b>1936</b> | <b>14</b> | <b>61</b> | <b>215.1</b> |

## Receiving

| Player             | gp       | no.        | yds         | avg         | td        | lg        | avg/g        |
|--------------------|----------|------------|-------------|-------------|-----------|-----------|--------------|
| Kam Thomas         | 8        | 43         | 442         | 10.3        | 2         | 65        | 55.3         |
| Trey Goodman       | 9        | 28         | 257         | 9.2         | 0         | 26        | 28.6         |
| Kenny Odom         | 9        | 28         | 534         | 19.1        | 4         | 76        | 59.3         |
| Jaden Smith        | 4        | 21         | 177         | 8.4         | 0         | 41        | 44.3         |
| Jevon Jackson      | 9        | 11         | 86          | 7.8         | 2         | 22        | 9.6          |
| Marcus Vinson      | 9        | 9          | 94          | 10.4        | 1         | 52        | 10.4         |
| Emari White        | 9        | 7          | 44          | 6.3         | 0         | 12        | 4.9          |
| Ezell Jolly        | 6        | 6          | 38          | 6.3         | 0         | 19        | 6.3          |
| Ashton Nickelberry | 7        | 4          | 47          | 11.8        | 0         | 29        | 6.7          |
| Skylar Locklear    | 7        | 2          | 5           | 2.5         | 1         | 4         | 0.7          |
| Corey Wren         | 7        | 1          | 6           | 6.0         | 0         | 6         | 0.9          |
| Joshua Dye         | 6        | 1          | 11          | 11.0        | 0         | 11        | 1.8          |
| <b>Total</b>       | <b>9</b> | <b>161</b> | <b>1741</b> | <b>10.8</b> | <b>10</b> | <b>76</b> | <b>193.4</b> |
| <b>Opponents</b>   | <b>9</b> | <b>162</b> | <b>1936</b> | <b>12.0</b> | <b>14</b> | <b>61</b> | <b>215.1</b> |

## Punt Returns

| Player           | no.       | yds        | avg         | td       | lg        |
|------------------|-----------|------------|-------------|----------|-----------|
| Kam Thomas       | 8         | 91         | 11.4        | 0        | 29        |
| Trey Goodman     | 2         | 28         | 14.0        | 0        | 24        |
| Nate Dyman       | 1         | -4         | -4.0        | 0        | 0         |
| <b>Total</b>     | <b>11</b> | <b>115</b> | <b>10.5</b> | <b>0</b> | <b>29</b> |
| <b>Opponents</b> | <b>16</b> | <b>68</b>  | <b>4.3</b>  | <b>0</b> | <b>13</b> |

## Interceptions

| Player              | no.       | yds        | avg         | td       | lg        |
|---------------------|-----------|------------|-------------|----------|-----------|
| Dorian Hopkins      | 2         | 104        | 52.0        | 0        | 84        |
| Lantz Russell       | 2         | 1          | 0.5         | 0        | 1         |
| AJ Odums            | 1         | 0          | 0.0         | 0        | 0         |
| Dillion Williams    | 1         | 0          | 0.0         | 0        | 0         |
| Amier Boyd-Matthews | 1         | -3         | -3.0        | 0        | 0         |
| Josiah Allen        | 1         | 0          | 0.0         | 0        | 0         |
| <b>Total</b>        | <b>8</b>  | <b>102</b> | <b>12.8</b> | <b>0</b> | <b>84</b> |
| <b>Opponents</b>    | <b>10</b> | <b>134</b> | <b>13.4</b> | <b>0</b> | <b>43</b> |

## Kick Returns

| Player             | no.       | yds        | avg         | td       | lg         |
|--------------------|-----------|------------|-------------|----------|------------|
| Kam Thomas         | 7         | 112        | 16.0        | 0        | 23         |
| Kenny Odom         | 7         | 123        | 17.6        | 0        | 23         |
| Corey Wren         | 6         | 196        | 32.7        | 1        | 100        |
| Ashton Nickelberry | 3         | 44         | 14.7        | 0        | 20         |
| <b>Total</b>       | <b>23</b> | <b>475</b> | <b>20.7</b> | <b>1</b> | <b>100</b> |
| <b>Opponents</b>   | <b>16</b> | <b>402</b> | <b>25.1</b> | <b>0</b> | <b>58</b>  |

## Fumble Returns

| Player              | no.      | yds       | avg        | td       | lg        |
|---------------------|----------|-----------|------------|----------|-----------|
| Kory Chapman        | 1        | 0         | 0.0        | 1        | 0         |
| Dorian Hopkins      | 1        | 0         | 0.0        | 0        | 0         |
| Amier Boyd-Matthews | 1        | 0         | 0.0        | 0        | 0         |
| Xavier Smith        | 1        | 0         | 0.0        | 0        | 0         |
| Nate Dyman          | 1        | 0         | 0.0        | 0        | 0         |
| <b>Total</b>        | <b>5</b> | <b>0</b>  | <b>0.0</b> | <b>1</b> | <b>0</b>  |
| <b>Opponents</b>    | <b>4</b> | <b>38</b> | <b>9.5</b> | <b>0</b> | <b>38</b> |

# 2024 STATISTICS

## Scoring

| Player           | td        | fg           | PAT          |          |          |          | dpx      | saf      | pts        |
|------------------|-----------|--------------|--------------|----------|----------|----------|----------|----------|------------|
|                  |           |              | kick         | rush     | rcv      | pass     |          |          |            |
| Buzz Flabiano    | -         | 10-15        | 17-17        | -        | -        | -        | -        | -        | 47         |
| Kenny Odom       | 4         | -            | -            | -        | -        | -        | -        | -        | 24         |
| Jevon Jackson    | 3         | -            | -            | -        | -        | -        | -        | -        | 18         |
| Skyler Locklear  | 3         | -            | -            | -        | -        | -        | -        | -        | 18         |
| Kam Thomas       | 2         | -            | -            | -        | -        | -        | -        | -        | 12         |
| Kory Chapman     | 1         | -            | -            | -        | -        | -        | -        | -        | 6          |
| Corey Wren       | 1         | -            | -            | -        | -        | -        | -        | -        | 6          |
| Ezell Jolly      | 1         | -            | -            | -        | -        | -        | -        | -        | 6          |
| Marcus Vinson    | 1         | -            | -            | -        | -        | -        | -        | -        | 6          |
| JP Pickles       | 1         | -            | -            | -        | -        | -        | -        | -        | 6          |
| <b>Total</b>     | <b>17</b> | <b>10-15</b> | <b>17-17</b> | <b>0</b> | <b>0</b> | <b>0</b> | <b>0</b> | <b>0</b> | <b>149</b> |
| <b>Opponents</b> | <b>32</b> | <b>12-14</b> | <b>30-30</b> | <b>1</b> | <b>0</b> | <b>0</b> | <b>0</b> | <b>1</b> | <b>262</b> |

## Total Offense

| Player           | g        | plays      | rush        | pass        | total       | avg/g        |
|------------------|----------|------------|-------------|-------------|-------------|--------------|
| Skyler Locklear  | 7        | 210        | 131         | 1029        | 1160        | 165.7        |
| Jevon Jackson    | 9        | 134        | 582         | 0           | 582         | 64.7         |
| Cade McConnell   | 6        | 85         | -2          | 540         | 538         | 89.7         |
| JP Pickles       | 2        | 69         | 130         | 154         | 284         | 142.0        |
| Ezell Jolly      | 6        | 62         | 244         | 0           | 244         | 40.7         |
| Kam Thomas       | 8        | 13         | 27          | 0           | 27          | 3.4          |
| Corey Wren       | 7        | 10         | 24          | 0           | 24          | 3.4          |
| Trey Goodman     | 9        | 2          | 9           | 0           | 9           | 1.0          |
| Shay Smith       | 3        | 5          | -5          | 14          | 9           | 3.0          |
| Jaden Smith      | 4        | 2          | -1          | 4           | 3           | 0.8          |
| Kenny Odom       | 9        | 0          | -10         | 0           | -10         | -1.1         |
| Team             | 9        | 0          | -2          | 0           | -2          | -0.2         |
| <b>Total</b>     | <b>9</b> | <b>594</b> | <b>1127</b> | <b>1741</b> | <b>2868</b> | <b>318.7</b> |
| <b>Opponents</b> | <b>9</b> | <b>611</b> | <b>1593</b> | <b>1936</b> | <b>3529</b> | <b>392.1</b> |

## Field Goals

| Player           | fg           | pct.        | 01-19      | 20-29      | 30-39      | 40-49      | 50-99      | lg        | blk      |
|------------------|--------------|-------------|------------|------------|------------|------------|------------|-----------|----------|
| Buzz Flabiano    | 10-15        | 66.7        | 0-0        | 3-4        | 2-3        | 5-8        | 0-0        | 45        | 0        |
| <b>Opponents</b> | <b>12-14</b> | <b>85.7</b> | <b>1-1</b> | <b>4-4</b> | <b>4-6</b> | <b>2-2</b> | <b>1-1</b> | <b>54</b> | <b>0</b> |

## FG Sequence

| Team Name      | UTEP           | Opponents      |
|----------------|----------------|----------------|
| Louisiana Tech | 42,(44)        | 36             |
| Colorado St.   | (45)           | (37),(39)      |
| Western Ky.    | (42)           | (25),(42),(54) |
| Southern Utah  | (43),26,,32    | 39,(38),(33)   |
| Liberty        | (25),42        |                |
| FIU            | (27),(44),(39) |                |
| Middle Tenn.   | (32),(29),42   | (21),(27)      |
| Nebraska       |                | (20)           |
| Sam Houston    |                | (19),(42)      |

## Punting

| Player           | no.       | yds         | avg         | lg        | tb       | fc        | i20       | 50+      | blk      |
|------------------|-----------|-------------|-------------|-----------|----------|-----------|-----------|----------|----------|
| Adam Jacklin     | 47        | 1836        | 39.1        | 66        | 0        | 13        | 11        | 5        | 0        |
| Team             | 3         | 0           | 0.0         | 0         | 0        | 0         | 0         | 0        | 3        |
| <b>Total</b>     | <b>50</b> | <b>1836</b> | <b>36.7</b> | <b>66</b> | <b>0</b> | <b>13</b> | <b>11</b> | <b>5</b> | <b>3</b> |
| <b>Opponents</b> | <b>43</b> | <b>1688</b> | <b>39.3</b> | <b>63</b> | <b>2</b> | <b>14</b> | <b>18</b> | <b>7</b> | <b>0</b> |

## Kickoffs

| Player           | no.       | yds         | avg         | tb        | ob       | retn      | net         | ydln      |
|------------------|-----------|-------------|-------------|-----------|----------|-----------|-------------|-----------|
| Buzz Flabiano    | 21        | 1313        | 62.5        | 10        | 1        |           |             |           |
| Joe Bowman       | 16        | 847         | 52.9        | 4         | 1        |           |             |           |
| <b>Total</b>     | <b>37</b> | <b>2160</b> | <b>58.4</b> | <b>14</b> | <b>2</b> | <b>16</b> | <b>36</b>   | <b>29</b> |
| <b>Opponents</b> | <b>51</b> | <b>3226</b> | <b>63.3</b> | <b>22</b> | <b>2</b> | <b>23</b> | <b>40.6</b> | <b>24</b> |

## All Purpose

| Player              | g        | rush        | rcv         | pr         | kr         | ir         | total       | avg/g        |
|---------------------|----------|-------------|-------------|------------|------------|------------|-------------|--------------|
| Kam Thomas          | 8        | 27          | 442         | 91         | 112        | 0          | 672         | 84.0         |
| Jevon Jackson       | 9        | 582         | 86          | 0          | 0          | 0          | 668         | 74.2         |
| Kenny Odom          | 9        | -10         | 534         | 0          | 123        | 0          | 647         | 71.9         |
| Trey Goodman        | 9        | 9           | 257         | 28         | 0          | 0          | 294         | 32.7         |
| Ezell Jolly         | 6        | 244         | 38          | 0          | 0          | 0          | 282         | 47.0         |
| Corey Wren          | 7        | 24          | 6           | 0          | 196        | 0          | 226         | 32.3         |
| Jaden Smith         | 4        | -1          | 177         | 0          | 0          | 0          | 176         | 44.0         |
| Skyler Locklear     | 7        | 131         | 5           | 0          | 0          | 0          | 136         | 19.4         |
| JP Pickles          | 2        | 130         | 0           | 0          | 0          | 0          | 130         | 65.0         |
| Dorian Hopkins      | 8        | 0           | 0           | 0          | 0          | 104        | 104         | 13.0         |
| Marcus Vinson       | 9        | 0           | 94          | 0          | 0          | 0          | 94          | 10.4         |
| Ashton Nickelberry  | 7        | 0           | 47          | 0          | 44         | 0          | 91          | 13.0         |
| Emari White         | 9        | 0           | 44          | 0          | 0          | 0          | 44          | 4.9          |
| Joshua Dye          | 6        | 0           | 11          | 0          | 0          | 0          | 11          | 1.8          |
| Lantz Russell       | 9        | 0           | 0           | 0          | 0          | 1          | 1           | 0.1          |
| Cade McConnell      | 6        | -2          | 0           | 0          | 0          | 0          | -2          | -0.3         |
| Amier Boyd-Matthews | 8        | 0           | 0           | 0          | 0          | -3         | -3          | -0.4         |
| Nate Dyman          | 9        | 0           | 0           | -4         | 0          | 0          | -4          | -0.4         |
| Shay Smith          | 3        | -5          | 0           | 0          | 0          | 0          | -5          | -1.7         |
| Team                | 9        | -2          | 0           | 0          | 0          | 0          | -2          | -0.2         |
| <b>Total</b>        | <b>9</b> | <b>1127</b> | <b>1741</b> | <b>115</b> | <b>475</b> | <b>102</b> | <b>3560</b> | <b>395.6</b> |
| <b>Opponents</b>    | <b>9</b> | <b>1593</b> | <b>1936</b> | <b>68</b>  | <b>402</b> | <b>134</b> | <b>4133</b> | <b>459.2</b> |

# 2024 STATISTICS

## Team Defense

| ##            | Player               | gp       | Tackles    |            |            |               | Sacks         | Pass defense |           |           | Fumbles    | blkd     |          |          |
|---------------|----------------------|----------|------------|------------|------------|---------------|---------------|--------------|-----------|-----------|------------|----------|----------|----------|
|               |                      |          | ua         | a          | tot        | tfl/yds       | no-yds        | int-yds      | brup      | qbh       | fr-yds     | ff       | kick     | saf      |
| 41            | Dorian Hopkins       | 8        | 27         | 44         | 71         | 8-20          | 1-1           | 2-104        | .         | .         | 1-0        | 1        | .        | .        |
| 30            | Nate Dyman           | 9        | 23         | 39         | 62         | 5-7           | .             | .            | 3         | 3         | 1-0        | .        | .        | .        |
| 2             | Xavier Smith         | 9        | 26         | 33         | 59         | 0.5-1         | .             | .            | 1         | .         | 1-0        | .        | .        | .        |
| 6             | Kory Chapman         | 7        | 25         | 31         | 56         | 9.5-27        | 2.5-13        | .            | .         | 1         | 1-0        | .        | .        | .        |
| 11            | Oscar Moore          | 9        | 22         | 27         | 49         | 1-1           | .             | .            | .         | .         | .          | .        | .        | .        |
| 22            | Josiah Allen         | 9        | 30         | 15         | 45         | 4.5-18        | 2-13          | 1-0          | 3         | .         | .          | .        | .        | .        |
| 26            | Lantz Russell        | 9        | 27         | 11         | 38         | 4.5-24        | 2-12          | 2-1          | 1         | .         | .          | .        | .        | .        |
| 15            | Bryton Thompson      | 9        | 12         | 22         | 34         | 5.5-17        | 2-12          | .            | .         | 1         | .          | .        | .        | .        |
| 0             | Maurice Westmoreland | 9        | 20         | 14         | 34         | 6-38          | 4.5-33        | .            | 1         | 4         | .          | .        | .        | .        |
| 7             | KD Johnson           | 9        | 12         | 17         | 29         | 6-30          | 2.5-10        | .            | .         | 1         | .          | .        | .        | .        |
| 33            | Kyran Duhon          | 9        | 11         | 16         | 27         | 2-8           | 2-8           | .            | 1         | .         | .          | .        | .        | .        |
| 9             | Jaylon Shelton       | 8        | 12         | 9          | 21         | .             | .             | .            | 2         | .         | .          | .        | .        | .        |
| 4             | Dillion Williams     | 9        | 5          | 15         | 20         | .             | .             | 1-0          | 1         | .         | .          | .        | .        | .        |
| 3             | Sione Tonga'uuiha    | 9        | 4          | 14         | 18         | 3.5-11        | 1-6           | .            | .         | .         | .          | .        | .        | .        |
| 1             | Aj Odums             | 4        | 9          | 6          | 15         | .             | .             | 1-0          | 4         | .         | .          | .        | .        | .        |
| 19            | Landon Hullaby       | 7        | 8          | 7          | 15         | 1-1           | .             | .            | 1         | .         | .          | 1        | .        | .        |
| 14            | Amier Boyd-Matthews  | 8        | 10         | 4          | 14         | .             | .             | 1--3         | 2         | .         | 1-0        | 1        | .        | .        |
| 21            | Stratton Shufelt     | 9        | 3          | 9          | 12         | .             | .             | .            | 1         | 1         | .          | .        | .        | .        |
| 50            | Tevita Tafuna        | 9        | 2          | 6          | 8          | 2-4           | 1-4           | .            | .         | .         | .          | 1        | .        | .        |
| 32            | Devin Goree          | 9        | 4          | 4          | 8          | 1-3           | 1-3           | .            | .         | 1         | .          | .        | .        | .        |
| 5             | Tray Dunson          | 7        | 4          | 3          | 7          | .             | .             | .            | 1         | .         | .          | .        | .        | .        |
| 17            | Jaylin Jones         | 9        | 1          | 3          | 4          | .             | .             | .            | .         | .         | .          | .        | .        | .        |
| 36            | Ekow Taylor          | 7        | 1          | 2          | 3          | 0.5-2         | 0.5-2         | .            | .         | .         | .          | .        | .        | .        |
| 6             | Kenny Odom           | 9        | 3          | .          | 3          | .             | .             | .            | .         | .         | .          | .        | .        | .        |
| 10            | Hunter Rapolla       | 9        | 1          | 2          | 3          | .             | .             | .            | .         | .         | .          | .        | .        | .        |
| 29            | Dylan Brown-Turner   | 2        | 1          | 1          | 2          | .             | .             | .            | .         | .         | .          | .        | .        | .        |
| 90            | Ashton Coker         | 7        | .          | 2          | 2          | 0.5-0         | .             | .            | .         | .         | .          | .        | .        | .        |
| 1             | Trey Goodman         | 9        | 2          | .          | 2          | .             | .             | .            | .         | .         | .          | .        | .        | .        |
| 24            | Jaime Guerrero       | 6        | .          | 2          | 2          | .             | .             | .            | .         | .         | .          | .        | .        | .        |
| 69            | Joey Lightfoot       | 4        | .          | 2          | 2          | .             | .             | .            | .         | .         | .          | .        | .        | .        |
| 8             | Michael Ray Jr.      | 2        | .          | 1          | 1          | .             | .             | .            | .         | .         | .          | .        | .        | .        |
| 17            | Judah Ezinwa         | 6        | 1          | .          | 1          | .             | .             | .            | .         | .         | .          | .        | .        | .        |
| 31            | Elijah Baldwin       | 3        | .          | 1          | 1          | .             | .             | .            | .         | .         | .          | .        | .        | .        |
| 53            | Ivan Escobar         | 9        | 1          | .          | 1          | .             | .             | .            | .         | .         | .          | .        | .        | .        |
| 92            | Quinzavious Warren   | 6        | 1          | .          | 1          | .             | .             | .            | .         | .         | .          | .        | .        | .        |
| 18            | John Burris III      | 9        | 1          | .          | 1          | .             | .             | .            | .         | .         | .          | .        | .        | .        |
| 44            | Jalen Rayam          | 1        | 1          | .          | 1          | .             | .             | .            | .         | .         | .          | .        | .        | .        |
| 59            | Otis Pitts III       | 9        | 1          | .          | 1          | .             | .             | .            | .         | .         | .          | .        | .        | .        |
| 4             | Jevon Jackson        | 9        | 1          | .          | 1          | .             | .             | .            | .         | .         | .          | .        | .        | .        |
| 27            | Justin Content       | 6        | .          | .          | .          | .             | .             | .            | 1         | .         | .          | .        | .        | .        |
| <b>Totals</b> |                      | <b>9</b> | <b>312</b> | <b>362</b> | <b>674</b> | <b>61-212</b> | <b>22-117</b> | <b>8-102</b> | <b>23</b> | <b>12</b> | <b>5-0</b> | <b>4</b> | <b>0</b> | <b>0</b> |
| ##            | Player               | gp       | Tackles    |            |            |               | Sacks         | Pass defense |           |           | Fumbles    | blkd     |          |          |
|               |                      |          | ua         | a          | tot        | tfl/yds       | no-yds        | int-yds      | brup      | qbh       | fr-yds     | ff       | kick     | saf      |
|               | Opponents            | 9        | 304        | 366        | 670        | 66-207        | 22-104        | 10-134       | 38        | 31        | 4-38       | 6        | 3        | 1        |

# 2024 START CHART

## OFFENSE

| OPPONENT          | LT        | LG        | C       | RG         | RT        | WR      | WR    | WR/MB/TE | WR/TE       | RB/MB   | QB        |
|-------------------|-----------|-----------|---------|------------|-----------|---------|-------|----------|-------------|---------|-----------|
| at Nebraska       | Wright    | Smith     | Escobar | Pitts III  | Toney     | Goodman | Smith | Thomas   | Vinson      | Jackson | Locklear  |
| Southern Utah     | Wright    | Smith     | Escobar | Pitts III  | Toney     | Goodman | Smith | Thomas   | Vinson      | Jackson | Locklear  |
| at Liberty*       | Wright    | Smith     | Escobar | Pitts III  | Matamoros | Goodman | Smith | Thomas   | Odom        | Jackson | Locklear  |
| at Colorado State | Wright    | Smith     | Escobar | Pitts III  | Toney     | Odom    | Smith | Thomas   | Vinson      | Jackson | Locklear  |
| Sam Houston*      | Wright    | Immediato | Escobar | Pitts III  | Henry     | Goodman | Odom  | Ezinwa   | Vinson      | Thomas  | McConnell |
| at WKU*           | Matamoros | Smith     | Escobar | Pitts III  | Henry     | Goodman | Odom  | White    | Nickelberry | Thomas  | McConnell |
| FIU*              | Wright    | Smith     | Escobar | Pitts III  | Henry     | Goodman | Odom  | Thomas   | Vinson      | Jolly   | Locklear  |
| at LA Tech*       | Wright    | Smith     | Escobar | Pitts III  | Henry     | Goodman | Odom  | Thomas   | Vinson      | Jackson | Locklear  |
| Middle Tennessee* | Wright    | Smith     | Escobar | Pitts III- | Toney     | Goodman | Odom  | White    | Vinson      | Jackson | Pickles   |
| Kennesaw State*   | -         | -         | -       | -          | -         | -       | -     | -        | -           | -       | -         |
| at Tennessee      | -         | -         | -       | -          | -         | -       | -     | -        | -           | -       | -         |
| at NM State*      | -         | -         | -       | -          | -         | -       | -     | -        | -           | -       | -         |

## DEFENSE

| OPPONENT          | DE/DL    | NT         | DT      | Bandit/DE    | LB     | LB/S    | SPUR/S  | CB      | S     | S        | CB           |
|-------------------|----------|------------|---------|--------------|--------|---------|---------|---------|-------|----------|--------------|
| at Nebraska       | Goree    | Tonga'uiha | Johnson | Westmoreland | Dunson | Rayam   | Chapman | Shelton | Moore | Smith    | Odums        |
| Southern Utah     | Thompson | Tonga'uiha | Johnson | Westmoreland | Dyman  | Hopkins | Chapman | Shelton | Moore | Smith    | Odums        |
| at Liberty*       | Thompson | Tonga'uiha | Johnson | Westmoreland | Dyman  | Hopkins | Chapman | Shelton | Allen | Smith    | Odums        |
| at Colorado State | Thompson | Tonga'uiha | Johnson | Westmoreland | Dyman  | Hopkins | Chapman | Allen   | Moore | Smith    | Odums        |
| Sam Houston       | Thompson | Tonga'uiha | Johnson | Westmoreland | Dyman  | Russell | Chapman | Allen   | Moore | Smith    | Boyd-Mathews |
| at WKU*           | Thompson | Coker      | Johnson | Westmoreland | Dyman  | Shufelt | Russell | Allen   | Moore | Smith    | Content      |
| FIU*              | Duhon    | Coker      | Johnson | Westmoreland | Dyman  | Hopkins | Russell | Allen   | Moore | Smith    | Boyd-Mathews |
| at LA Tech*       | Duhon    | Tonga'uiha | Johnson | Westmoreland | Dyman  | Hopkins | Russell | Allen   | Moore | Williams | Boyd-Mathews |
| Middle Tennessee* | Duhon    | Tonga'uiha | Johnson | Westmoreland | Dyman  | Hopkins | Chapman | Allen   | Moore | Williams | Boyd-Mathews |
| Kennesaw State*   | -        | -          | -       | -            | -      | -       | -       | -       | -     | -        | -            |
| at Tennessee      | -        | -          | -       | -            | -      | -       | -       | -       | -     | -        | -            |
| at NM State*      | -        | -          | -       | -            | -      | -       | -       | -       | -     | -        | -            |

# 2024 GAME-BY-GAME

## RUSHING GAME-BY-GAME

| Player          | No-Yds/TD | Nebr    | SUU     | Lib     | CSU     | SHSU    | WestKy   | FIU      | LATech   | MTSU    |
|-----------------|-----------|---------|---------|---------|---------|---------|----------|----------|----------|---------|
| Jevon Jackson   | 134-582/1 | 10-32/0 | 20-80/0 | 15-67/0 | 10-35/0 | 4-19/0  | 6-6/0    | 26-148/1 | 22-112/0 | 21-83/0 |
| Ezell Jolly     | 62-244/1  | -       | DNP     | DNP     | DNP     | 17-76/1 | 27-119/0 | 9-41/0   | 7-8/0    | 2-0/0   |
| Skyler Locklear | 55-131/2  | 4-15/0  | 15-47/1 | 13-20/0 | 6-5/0   | DNP     | 6-23/0   | 6-12/1   | 5-9/0    | DNP     |
| JP Pickles      | 31-130/1  | DNP     | DNP     | DNP     | DNP     | DNP     | DNP      | DNP      | 12-53/0  | 19-77/1 |
| Cade McConnell  | 14--2/0   | 2-12/0  | -       | -       | 4--11/0 | 7--2/0  | 1--1/0   | DNP      | DNP      | DNP     |
| Kam Thomas      | 13-27/0   | 1-2/0   | 1--3/0  | -       | -       | 6-26/0  | 1-5/0    | 3-3/0    | 1--6/0   | DNP     |
| Corey Wren      | 10-24/0   | 4-2/0   | -       | 1-3/0   | 5-19/0  | -       | -        | -        | DNP      | DNP     |
| Shay Smith      | 3--5/0    | 2--6/0  | DNP     | 1-1/0   | DNP     | DNP     | -        | DNP      | DNP      | DNP     |
| Trey Goodman    | 1-9/0     | -       | -       | -       | -       | -       | -        | 1-9/0    | -        | -       |
| Jaden Smith     | 1--1/0    | 1--1/0  | -       | -       | -       | DNP     | DNP      | DNP      | DNP      | DNP     |

## RECEIVING GAME-BY-GAME

### Receiving

| Player             | No-Yds/TD | Nebr   | SUU    | Lib    | CSU     | SHSU   | WestKy | FIU    | LATech | MTSU   |
|--------------------|-----------|--------|--------|--------|---------|--------|--------|--------|--------|--------|
| Kam Thomas         | 43-442/2  | 7-71/1 | 5-99/0 | 8-68/0 | 6-46/0  | 5-31/0 | 3-24/0 | 4-36/0 | 5-67/1 | DNP    |
| Kenny Odom         | 28-534/4  | -      | 5-97/0 | 2-64/1 | 7-128/2 | 4-70/0 | 1-76/1 | 3-75/0 | 2-5/0  | 4-19/0 |
| Trey Goodman       | 28-257/0  | 2-26/0 | 1-8/0  | 6-54/0 | 3-14/0  | 3-44/0 | 5-41/0 | 4-25/0 | 2-13/0 | 2-32/0 |
| Jaden Smith        | 21-177/0  | 4-33/0 | 4-56/0 | 7-42/0 | 6-46/0  | DNP    | DNP    | DNP    | DNP    | DNP    |
| Jevon Jackson      | 11-86/2   | -      | 4-22/1 | 1-9/0  | -       | -      | -      | 1-22/1 | -      | 5-33/0 |
| Marcus Vinson      | 9-94/1    | 1-5/0  | 3-13/0 | -      | 1-0/0   | 1-52/1 | 1-3/0  | 1-3/0  | -      | 1-18/0 |
| Emari White        | 7-44/0    | -      | -      | 1-6/0  | 2-13/0  | 1-2/0  | -      | -      | -      | 3-23/0 |
| Ezell Jolly        | 6-38/0    | -      | DNP    | DNP    | DNP     | 1-5/0  | 3-28/0 | 1-0/0  | -      | 1-5/0  |
| Ashton Nickelberry | 4-47/0    | 1-3/0  | DNP    | DNP    | 1-29/0  | -      | -      | -      | -      | 2-15/0 |
| Skyler Locklear    | 2-5/1     | -      | 1-4/1  | 1-1/0  | -       | DNP    | -      | -      | -      | DNP    |
| Joshua Dye         | 1-11/0    | 1-11/0 | -      | DNP    | DNP     | DNP    | -      | -      | -      | -      |
| Corey Wren         | 1-6/0     | -      | -      | -      | -       | -      | 1-6/0  | -      | DNP    | DNP    |

## PASSING GAME-BY-GAME

| #1 Trey Goodman | Comp     | Att      | Int      | Pct        | Yards    | TD       | Long     | Sacked     | Effic.        |
|-----------------|----------|----------|----------|------------|----------|----------|----------|------------|---------------|
| Sam Houston     | 0        | 1        | 1        | 0.0        | 0        | 0        | 0        | 0-0        | -200.0        |
| <b>Totals</b>   | <b>0</b> | <b>1</b> | <b>1</b> | <b>0.0</b> | <b>0</b> | <b>0</b> | <b>0</b> | <b>0-0</b> | <b>-200.0</b> |

| #3 Jaden Smith | Comp     | Att      | Int      | Pct          | Yards    | TD       | Long     | Sacked     | Effic.       |
|----------------|----------|----------|----------|--------------|----------|----------|----------|------------|--------------|
| Southern Utah  | 1        | 1        | 0        | 100.0        | 4        | 1        | 4        | 0-0        | 463.6        |
| <b>Totals</b>  | <b>1</b> | <b>1</b> | <b>0</b> | <b>100.0</b> | <b>4</b> | <b>1</b> | <b>4</b> | <b>0-0</b> | <b>463.6</b> |

| #7 Shay Smith | Comp     | Att      | Int      | Pct          | Yards     | TD       | Long      | Sacked     | Effic.       |
|---------------|----------|----------|----------|--------------|-----------|----------|-----------|------------|--------------|
| Nebraska      | 2        | 2        | 0        | 100.0        | 14        | 0        | 11        | 1-4        | 158.8        |
| <b>Totals</b> | <b>2</b> | <b>2</b> | <b>0</b> | <b>100.0</b> | <b>14</b> | <b>0</b> | <b>11</b> | <b>1-4</b> | <b>158.8</b> |

| #9 Skyler Locklear | Comp      | Att        | Int      | Pct         | Yards       | TD       | Long      | Sacked       | Effic.       |
|--------------------|-----------|------------|----------|-------------|-------------|----------|-----------|--------------|--------------|
| Nebraska           | 11        | 17         | 1        | 64.7        | 115         | 1        | 38        | 1-5          | 129.2        |
| Southern Utah      | 22        | 29         | 0        | 75.9        | 295         | 1        | 65        | 3-22         | 172.7        |
| Liberty            | 26        | 43         | 2        | 60.5        | 244         | 1        | 60        | 3-11         | 106.5        |
| Colorado St.       | 7         | 15         | 1        | 46.7        | 56          | 0        | 32        | 2-7          | 64.7         |
| Western Ky.        | 11        | 17         | 0        | 64.7        | 82          | 0        | 19        | 2-15         | 105.2        |
| FIU                | 14        | 23         | 1        | 60.9        | 161         | 1        | 62        | 1-2          | 125.3        |
| Louisiana Tech     | 7         | 11         | 0        | 63.6        | 76          | 1        | 47        | 1-4          | 151.7        |
| <b>Totals</b>      | <b>98</b> | <b>155</b> | <b>5</b> | <b>63.2</b> | <b>1029</b> | <b>5</b> | <b>65</b> | <b>13-66</b> | <b>123.2</b> |

| #11 Cade McConnell | Comp      | Att       | Int      | Pct         | Yards      | TD       | Long      | Sacked      | Effic.       |
|--------------------|-----------|-----------|----------|-------------|------------|----------|-----------|-------------|--------------|
| Nebraska           | 3         | 7         | 1        | 42.9        | 20         | 0        | 11        | 0-0         | 38.3         |
| Colorado St.       | 19        | 29        | 0        | 65.5        | 220        | 2        | 55        | 1-10        | 152.0        |
| Sam Houston        | 15        | 28        | 1        | 53.6        | 204        | 1        | 52        | 3-10        | 119.4        |
| Western Ky.        | 3         | 7         | 1        | 42.9        | 96         | 1        | 76        | 1-1         | 176.6        |
| <b>Totals</b>      | <b>40</b> | <b>71</b> | <b>3</b> | <b>56.3</b> | <b>540</b> | <b>4</b> | <b>76</b> | <b>5-21</b> | <b>130.4</b> |

| #19 JP Pickles | Comp      | Att       | Int      | Pct         | Yards      | TD       | Long      | Sacked      | Effic.      |
|----------------|-----------|-----------|----------|-------------|------------|----------|-----------|-------------|-------------|
| Louisiana Tech | 2         | 5         | 0        | 40.0        | 9          | 0        | 8         | 0-0         | 55.1        |
| Middle Tenn.   | 18        | 33        | 1        | 54.5        | 145        | 0        | 22        | 3-13        | 85.4        |
| <b>Totals</b>  | <b>20</b> | <b>38</b> | <b>1</b> | <b>52.6</b> | <b>154</b> | <b>0</b> | <b>22</b> | <b>3-13</b> | <b>81.4</b> |

| #29 Adam Jacklin | Comp     | Att      | Int      | Pct        | Yards    | TD       | Long     | Sacked     | Effic.     |
|------------------|----------|----------|----------|------------|----------|----------|----------|------------|------------|
| Middle Tenn.     | 0        | 1        | 0        | 0.0        | 0        | 0        | 0        | 0-0        | 0.0        |
| <b>Totals</b>    | <b>0</b> | <b>1</b> | <b>0</b> | <b>0.0</b> | <b>0</b> | <b>0</b> | <b>0</b> | <b>0-0</b> | <b>0.0</b> |

# 2024 TEAM GAME-BY-GAME

| Date             | Opponent          | Rushing    |             |           |           | Receiving  |             |           |           | Passing    |            |           |             | Kick Returns |           |           |            | Punt Returns |            |           |            | tot off  |           |             |
|------------------|-------------------|------------|-------------|-----------|-----------|------------|-------------|-----------|-----------|------------|------------|-----------|-------------|--------------|-----------|-----------|------------|--------------|------------|-----------|------------|----------|-----------|-------------|
|                  |                   | no.        | yds         | td        | lg        | no.        | yds         | td        | lg        | cmp        | att        | int       | yds         | td           | lg        | no.       | yds        | td           | lg         | no.       | yds        |          | td        | lg          |
| 08/31/2024       | at Nebraska       | 24         | 56          | 0         | 13        | 16         | 149         | 1         | 38        | 16         | 26         | 2         | 149         | 1            | 38        | 3         | 48         | 0            | 18         | 1         | 29         | 0        | 29        | 205         |
| 09/07/2024       | Southern Utah     | 36         | 124         | 1         | 19        | 23         | 299         | 2         | 65        | 23         | 30         | 0         | 299         | 2            | 65        | 1         | 23         | 0            | 23         | 0         | 0          | 0        | 0         | 423         |
| 09/14/2024       | at Liberty        | 30         | 91          | 0         | 18        | 26         | 244         | 1         | 60        | 26         | 43         | 2         | 244         | 1            | 60        | 3         | 43         | 0            | 16         | 1         | 18         | 0        | 18        | 335         |
| 09/21/2024       | at Colorado St.   | 25         | 48          | 0         | 11        | 26         | 276         | 2         | 55        | 26         | 44         | 1         | 276         | 2            | 55        | 2         | 39         | 0            | 23         | 1         | -4         | 0        | 0         | 324         |
| 10/03/2024       | Sam Houston       | 34         | 119         | 1         | 11        | 15         | 204         | 1         | 52        | 15         | 29         | 2         | 204         | 1            | 52        | 3         | 48         | 0            | 18         | 2         | 20         | 0        | 10        | 323         |
| 10/10/2024       | at Western Ky.    | 41         | 152         | 0         | 16        | 14         | 178         | 1         | 76        | 14         | 24         | 1         | 178         | 1            | 76        | 6         | 185        | 1            | 100        | 1         | -1         | 0        | 0         | 330         |
| 10/16/2024       | FIU               | 46         | 211         | 2         | 42        | 14         | 161         | 1         | 62        | 14         | 23         | 1         | 161         | 1            | 62        | 3         | 65         | 0            | 24         | 2         | 6          | 0        | 4         | 372         |
| 10/22/2024       | at Louisiana Tech | 47         | 166         | 0         | 22        | 9          | 85          | 1         | 47        | 9          | 16         | 0         | 85          | 1            | 47        | 0         | 0          | 0            | 0          | 1         | 19         | 0        | 19        | 251         |
| 11/02/2024       | Middle Tenn.      | 42         | 160         | 1         | 19        | 18         | 145         | 0         | 22        | 18         | 34         | 1         | 145         | 0            | 22        | 2         | 24         | 0            | 14         | 2         | 28         | 0        | 24        | 305         |
| <b>UTEP</b>      |                   | <b>325</b> | <b>1127</b> | <b>5</b>  | <b>42</b> | <b>161</b> | <b>1741</b> | <b>10</b> | <b>76</b> | <b>161</b> | <b>269</b> | <b>10</b> | <b>1741</b> | <b>10</b>    | <b>76</b> | <b>23</b> | <b>475</b> | <b>1</b>     | <b>100</b> | <b>11</b> | <b>115</b> | <b>0</b> | <b>29</b> | <b>2868</b> |
| <b>Opponents</b> |                   | <b>364</b> | <b>1593</b> | <b>18</b> | <b>73</b> | <b>162</b> | <b>1936</b> | <b>14</b> | <b>61</b> | <b>162</b> | <b>247</b> | <b>8</b>  | <b>1936</b> | <b>14</b>    | <b>61</b> | <b>16</b> | <b>402</b> | <b>0</b>     | <b>58</b>  | <b>16</b> | <b>68</b>  | <b>0</b> | <b>13</b> | <b>3529</b> |

## UTEP Averages

| Games | Avg/ rush | Avg/ catch | Pass effic | KR avg | PR avg | All purpose avg/game | Total offense avg/game |
|-------|-----------|------------|------------|--------|--------|----------------------|------------------------|
| 9     | 3.5       | 10.8       | 119.0      | 20.7   | 10.5   | 395.6                | 318.7                  |

| Date             | Opponent          | Tackles    |            |            | Sacks           | Fumble        | Pass Defense |             |               | blkd      | PAT attempts |          |              | off      |          |          |           |            |     |
|------------------|-------------------|------------|------------|------------|-----------------|---------------|--------------|-------------|---------------|-----------|--------------|----------|--------------|----------|----------|----------|-----------|------------|-----|
|                  |                   | ua         | a total    | tfl-yds    |                 |               | no-yds       | ff          | fr-yds        |           | int-yds      | qbh      | brup         | kick     | kick     | rush     | rcv       | saf        | t/o |
| 08/31/2024       | at Nebraska       | 52         | 42         | 94         | 3.0-8           | 1-6           | 1            | 1-0         | 0-0           | 2         | 2            | 0        | 1-1          | 0        | 0        | 0        | 0         | 0          | 7   |
| 09/07/2024       | Southern Utah     | 34         | 38         | 72         | 11.0-28         | 4-18          | 1            | 0-0         | 0-0           | 0         | 4            | 0        | 3-3          | 0        | 0        | 0        | 0         | 0          | 24  |
| 09/14/2024       | at Liberty        | 37         | 38         | 75         | 4.0-17          | 2-10          | 1            | 2-0         | 0-0           | 0         | 0            | 0        | 1-1          | 0        | 0        | 0        | 0         | 7          | 10  |
| 09/21/2024       | at Colorado St.   | 25         | 56         | 81         | 9.0-31          | 2-12          | 0            | 0-0         | 1-0           | 2         | 3            | 0        | 2-2          | 0        | 0        | 0        | 0         | 3          | 17  |
| 10/03/2024       | Sam Houston       | 44         | 46         | 90         | 5.0-19          | 3-17          | 0            | 1-0         | 0-0           | 3         | 3            | 0        | 3-3          | 0        | 0        | 0        | 0         | 7          | 21  |
| 10/10/2024       | at Western Ky.    | 36         | 32         | 68         | 7.0-35          | 3-21          | 0            | 0-0         | 1-1           | 2         | 2            | 0        | 2-2          | 0        | 0        | 0        | 0         | 0          | 17  |
| 10/16/2024       | FIU               | 28         | 34         | 62         | 8.0-22          | 2-10          | 0            | 0-0         | 4-81          | 2         | 2            | 0        | 3-3          | 0        | 0        | 0        | 10        | 30         |     |
| 10/22/2024       | at Louisiana Tech | 29         | 34         | 63         | 9.0-42          | 4-22          | 0            | 0-0         | 0-0           | 0         | 3            | 0        | 1-1          | 0        | 0        | 0        | 0         | 0          | 10  |
| 11/02/2024       | Middle Tenn.      | 27         | 42         | 69         | 5.0-10          | 1-1           | 1            | 1-0         | 2-20          | 1         | 4            | 0        | 1-1          | 0        | 0        | 0        | 0         | 6          | 13  |
| <b>UTEP</b>      |                   | <b>312</b> | <b>362</b> | <b>674</b> | <b>61.0-212</b> | <b>22-117</b> | <b>4</b>     | <b>5-0</b>  | <b>8-102</b>  | <b>12</b> | <b>23</b>    | <b>0</b> | <b>17-17</b> | <b>0</b> | <b>0</b> | <b>0</b> | <b>33</b> | <b>149</b> |     |
| <b>Opponents</b> |                   | <b>304</b> | <b>366</b> | <b>670</b> | <b>66.0-207</b> | <b>22-104</b> | <b>6</b>     | <b>4-38</b> | <b>10-134</b> | <b>31</b> | <b>38</b>    | <b>3</b> | <b>30-30</b> | <b>1</b> | <b>0</b> | <b>1</b> | <b>38</b> | <b>262</b> |     |

| Date             | Opponent          | Punting   |             |             |           |          |          |           | Field Goals |           |              | Kickoffs  |          |           |             |             |           |          |
|------------------|-------------------|-----------|-------------|-------------|-----------|----------|----------|-----------|-------------|-----------|--------------|-----------|----------|-----------|-------------|-------------|-----------|----------|
|                  |                   | no.       | yds         | avg         | long      | blkd     | tb       | fc        | 50+         | i20       | md-att       | long      | blkd     | no.       | yds         | avg         | tb        | ob       |
| 08/31/2024       | at Nebraska       | 6         | 235         | 39.2        | 41        | 0        | 0        | 2         | 0           | 1         | 0-0          | 0         | 0        | 4         | 181         | 45.3        | 1         | 0        |
| 09/07/2024       | Southern Utah     | 5         | 181         | 36.2        | 45        | 0        | 0        | 1         | 0           | 1         | 1-3          | 43        | 0        | 4         | 201         | 50.3        | 2         | 1        |
| 09/14/2024       | at Liberty        | 4         | 170         | 42.5        | 54        | 0        | 0        | 2         | 1           | 1         | 1-2          | 25        | 0        | 3         | 185         | 61.7        | 0         | 0        |
| 09/21/2024       | at Colorado St.   | 6         | 169         | 28.2        | 39        | 1        | 0        | 2         | 0           | 1         | 1-1          | 45        | 0        | 4         | 253         | 63.3        | 1         | 0        |
| 10/03/2024       | Sam Houston       | 8         | 346         | 43.3        | 66        | 0        | 0        | 2         | 1           | 3         | 0-0          | 0         | 0        | 4         | 254         | 63.5        | 2         | 0        |
| 10/10/2024       | at Western Ky.    | 3         | 114         | 38.0        | 42        | 0        | 0        | 1         | 0           | 0         | 1-1          | 42        | 0        | 4         | 253         | 63.3        | 2         | 1        |
| 10/16/2024       | FIU               | 6         | 174         | 29.0        | 49        | 1        | 0        | 1         | 0           | 2         | 3-3          | 44        | 0        | 7         | 451         | 64.4        | 4         | 0        |
| 10/22/2024       | at Louisiana Tech | 7         | 219         | 31.3        | 58        | 1        | 0        | 1         | 1           | 1         | 1-2          | 44        | 0        | 3         | 134         | 44.7        | 0         | 0        |
| 11/02/2024       | Middle Tenn.      | 5         | 228         | 45.6        | 60        | 0        | 0        | 1         | 2           | 1         | 2-3          | 32        | 0        | 4         | 248         | 62.0        | 2         | 0        |
| <b>UTEP</b>      |                   | <b>50</b> | <b>1836</b> | <b>36.7</b> | <b>66</b> | <b>3</b> | <b>0</b> | <b>13</b> | <b>5</b>    | <b>11</b> | <b>10-15</b> | <b>45</b> | <b>0</b> | <b>37</b> | <b>2160</b> | <b>58.4</b> | <b>14</b> | <b>2</b> |
| <b>Opponents</b> |                   | <b>43</b> | <b>1688</b> | <b>39.3</b> | <b>63</b> | <b>0</b> | <b>2</b> | <b>14</b> | <b>7</b>    | <b>18</b> | <b>12-14</b> | <b>54</b> | <b>0</b> | <b>51</b> | <b>3226</b> | <b>63.3</b> | <b>22</b> | <b>2</b> |

# 2024 GAME-BY-GAME COMPARISON

| Opponent       | Score          | First Downs      |                |                |                | Rushing<br>Number-Yards    | Passing                       |                    | Total Offense<br>Plays-Yards | Return<br>Yards  | Turn-<br>Overs |
|----------------|----------------|------------------|----------------|----------------|----------------|----------------------------|-------------------------------|--------------------|------------------------------|------------------|----------------|
|                |                | Total            | Rush           | Pass           | Pen            |                            | Comp-Att.-Int                 | Yards              |                              |                  |                |
| Nebraska       | 7-40           | 12 / 30          | 5 / 11         | 7 / 14         | 0 / 5          | 24-56 / 47-223             | 16-26-2 / 25-36-0             | 149 / 284          | 50-205 / 83-507              | 77 / 118         | 2 / 1          |
| Southern Utah  | 24-27          | 17 / 21          | 9 / 14         | 7 / 6          | 1 / 1          | 36-124 / 47-268            | 23-30-0 / 11-18-0             | 299 / 115          | 66-423 / 65-383              | 23 / 21          | 0 / 0          |
| Liberty        | 10-28          | 18 / 19          | 8 / 8          | 9 / 10         | 1 / 1          | 30-91 / 43-179             | 26-43-2 / 15-19-0             | 244 / 228          | 73-335 / 62-407              | 61 / 78          | 3 / 2          |
| Colorado St.   | 17-27          | 15 / 14          | 2 / 9          | 12 / 5         | 1 / 0          | 25-48 / 43-226             | 26-44-1 / 14-22-1             | 276 / 132          | 69-324 / 65-358              | 35 / 45          | 1 / 1          |
| Sam Houston    | 21-41          | 15 / 26          | 4 / 10         | 9 / 13         | 2 / 3          | 34-119 / 51-293            | 15-29-2 / 19-31-0             | 204 / 224          | 63-323 / 82-517              | 68 / 99          | 4 / 1          |
| Western Ky.    | 17-44          | 18 / 20          | 10 / 10        | 7 / 10         | 1 / 0          | 41-152 / 42-218            | 14-24-1 / 18-27-1             | 178 / 264          | 65-330 / 69-482              | 185 / 63         | 1 / 1          |
| FIU            | 30-21          | 20 / 14          | 13 / 3         | 5 / 10         | 2 / 1          | 46-211 / 33-85             | 14-23-1 / 17-28-4             | 161 / 202          | 69-372 / 61-287              | 152 / 112        | 2 / 4          |
| Louisiana Tech | 10-14          | 14 / 12          | 9 / 1          | 3 / 11         | 2 / 0          | 47-166 / 30-7              | 9-16-0 / 22-31-0              | 85 / 248           | 63-251 / 61-255              | 19 / 63          | 0 / 0          |
| Middle Tenn.   | 13-20          | 20 / 17          | 8 / 5          | 9 / 9          | 3 / 3          | 42-160 / 28-94             | 18-34-1 / 21-35-2             | 145 / 239          | 76-305 / 63-333              | 72 / 43          | 1 / 3          |
| <b>Totals</b>  | <b>149-262</b> | <b>149 / 173</b> | <b>68 / 71</b> | <b>68 / 88</b> | <b>13 / 14</b> | <b>325-1127 / 364-1593</b> | <b>161-269-10 / 162-247-8</b> | <b>1741 / 1936</b> | <b>594-2868 / 611-3529</b>   | <b>692 / 642</b> | <b>14 / 13</b> |

| Opponents      | 3rd Down<br>Conversion | 4th Down<br>Conversion | Time of<br>Possession  | TOP<br>Margin | Avg<br>Yds/Rush  | Avg<br>Yds/Pass  | Avg<br>Yds/Play  | Punting<br>Number-Avg    | Penalties<br>Number-Yards  | Sacks          |
|----------------|------------------------|------------------------|------------------------|---------------|------------------|------------------|------------------|--------------------------|----------------------------|----------------|
|                |                        |                        |                        |               |                  |                  |                  |                          |                            |                |
| Southern Utah  | 5-16 / 8-15            | 2-2 / 0-0              | 28:36 / 31:24          | -02:48        | 3.4 / 5.7        | 10.0 / 6.4       | 6.4 / 5.9        | 5-36.2 / 4-33.8          | 14-122.0 / 9-80.0          | 4 / 3          |
| Liberty        | 3-14 / 5-13            | 1-3 / 0-0              | 29:14 / 30:46          | -01:32        | 3.0 / 4.2        | 5.7 / 12.0       | 4.6 / 6.6        | 4-42.5 / 6-40.2          | 2-25.0 / 2-20.0            | 2 / 3          |
| Colorado St.   | 7-17 / 3-14            | 0-2 / 2-4              | 26:42 / 33:18          | -06:36        | 1.9 / 5.3        | 6.3 / 6.0        | 4.7 / 5.5        | 6-28.2 / 4-38.5          | 2-18.0 / 3-25.0            | 2 / 3          |
| Sam Houston    | 4-15 / 7-17            | 0-1 / 1-2              | 24:43 / 35:17          | -10:34        | 3.5 / 5.7        | 7.0 / 7.2        | 5.1 / 6.3        | 8-43.3 / 6-40.0          | 12-120.0 / 7-60.0          | 3 / 3          |
| Western Ky.    | 8-15 / 6-14            | 0-3 / 4-4              | 30:23 / 29:37          | 00:46         | 3.7 / 5.2        | 7.4 / 9.8        | 5.1 / 7.0        | 3-38.0 / 2-43.5          | 2-13.0 / 5-50.0            | 3 / 3          |
| FIU            | 4-14 / 3-13            | 1-1 / 1-2              | 30:04 / 29:56          | 00:08         | 4.6 / 2.6        | 7.0 / 7.2        | 5.4 / 4.7        | 6-29.0 / 6-40.7          | 3-35.0 / 7-49.0            | 2 / 1          |
| Louisiana Tech | 1-14 / 6-17            | 2-4 / 0-1              | 28:48 / 31:12          | -02:24        | 3.5 / 0.2        | 5.3 / 8.0        | 4.0 / 4.2        | 7-31.3 / 7-33.9          | 2-8.0 / 5-50.0             | 4 / 1          |
| Middle Tenn.   | 5-16 / 3-13            | 0-2 / 1-1              | 28:28 / 31:32          | -03:04        | 3.8 / 3.4        | 4.3 / 6.8        | 4.0 / 5.3        | 5-45.6 / 6-42.2          | 5-52.0 / 8-70.0            | 1 / 3          |
| <b>Totals</b>  | <b>40-131 / 52-133</b> | <b>6-18 / 9-16</b>     | <b>248:26 / 291:34</b> | <b>-43:08</b> | <b>3.5 / 4.4</b> | <b>6.5 / 7.8</b> | <b>4.8 / 5.8</b> | <b>50-36.7 / 43-39.3</b> | <b>51-469.0 / 49-439.0</b> | <b>22 / 22</b> |

Note: Game totals are displayed in the format TEAM/OPPONENT for each category

# UTEP INDIVIDUAL CAREER HIGHS

## JOSIAH ALLEN (SPUR)

Tackles \_\_\_\_\_ 8, at UA (9/16/23)  
 Fumbles recovered \_\_\_\_\_ 1, at LA Tech (10/8/22)  
 Pass Breakups \_\_\_\_\_ 2, 2x, last vs. SUU (9/7/24)  
 Tackles for loss \_\_\_\_\_ 1.0, 4x, last at WKU (10/10/24)  
 Sacks \_\_\_\_\_ 1.0, 2x, last at WKU (10/10/24)  
 Interceptions \_\_\_\_\_ 1, vs. MTSU (11/2/24)

## ELIJAH BALDWIN (DL)

Tackles \_\_\_\_\_ 1, at WKU (10/10/24)

## CHASE BIBLER (DT)

Tackles \_\_\_\_\_ 1, 2x, last vs. Liberty (11/25/23)

## AMIR BOYD-MATTHEWS (CB)

Tackles \_\_\_\_\_ 4, 2x, last at UTSA (11/26/22)  
 Pass Breakups \_\_\_\_\_ 1, 4x, last at LT (10/22/24)  
 Tackles for loss \_\_\_\_\_ 1.0, at MT (11/18/23)  
 Interceptions \_\_\_\_\_ 1, vs. FIU (10/16/24)  
 Fumbles recovered \_\_\_\_\_ 1, vs. MTSU (11/2/24)  
 Forced fumbles \_\_\_\_\_ 1, vs. MTSU (11/2/24)

## DYLAN BROWN-TURNER (LB)

Tackles \_\_\_\_\_ 2, at WKU (10/10/24)

## JOHN BURRIS III (CB)

Tackles \_\_\_\_\_ 1, 5x, last vs. Liberty (11/25/23)

## KORY CHAPMAN (SPUR)

Points Scored \_\_\_\_\_ 6, vs. SH (10/3/24)  
 Tackles \_\_\_\_\_ 13, vs. SUU (9/7/24)  
 Tackles for loss \_\_\_\_\_ 3.5, at LT (10/22/24)  
 Sacks \_\_\_\_\_ 1.0, 2x, last at LT (10/22/24)  
 QB Hurries \_\_\_\_\_ 1, at CSU (9/21/24)  
 Fumble Recovered \_\_\_\_\_ 1, vs. SH (10/3/24)

## ASHTON COKER (DT)

Tackles \_\_\_\_\_ 2, vs. FIU (10/16/24)  
 Tackles for loss \_\_\_\_\_ 0.5, vs. FIU (10/16/24)

## JUSTIN CONTENT (CB)

Pass Breakups \_\_\_\_\_ 1, vs. SH (10/3/24)

## KYRAN DUHON (LB)

Tackles \_\_\_\_\_ 6, at CSU (9/21/24)  
 Sacks \_\_\_\_\_ 1.0, 2x, last at LT (10/22/24)  
 Tackles for loss \_\_\_\_\_ 1.0, 2x, last at LT (10/22/24)  
 Pass Breakups \_\_\_\_\_ 1, at LT (10/22/24)

## TRAY DUNSON (LB)

Tackles \_\_\_\_\_ 3, at NEB (8/31/24)  
 Pass Breakups \_\_\_\_\_ 1, vs. MTSU (11/2/24)

## JOSHUA DYE (RB)

Receptions \_\_\_\_\_ 1, at NEB (8/31/24)  
 Receiving Yards \_\_\_\_\_ 11, at NEB (8/31/24)  
 Long reception \_\_\_\_\_ 11, at NEB (8/31/24)

## NATE DYMAN (LB)

Tackles \_\_\_\_\_ 13, vs. MTSU (11/2/24)  
 Tackles for loss \_\_\_\_\_ 1.5, 2x, last vs. FIU (10/16/24)  
 Pass Breakups \_\_\_\_\_ 1, 3x, last at LT (10/22/24)  
 Fumbles Recovered \_\_\_\_\_ 1, at LU (9/14/24)  
 QB Hurry \_\_\_\_\_ 1, 3x, last vs. FIU (10/16/24)

## BUZZ FLABIANO (K)

Points scored \_\_\_\_\_ 13, at SH (10/25/23)  
 Kick PATs \_\_\_\_\_ 4, 4x, last vs. Liberty (11/25/23)  
 Points by kicking \_\_\_\_\_ 13, at SH (10/25/23)  
 Field goals made \_\_\_\_\_ 3, 2x, last vs. FIU (10/16/24)  
 Field goal attempts \_\_\_\_\_ 4, at FIU (10/11/23)  
 Long field goal \_\_\_\_\_ 45, at CSU (9/21/24)

## JAVONI GARDERE (WR)

Points Scored \_\_\_\_\_ 6, at UA (9/16/23)  
 Receptions \_\_\_\_\_ 2, vs. Liberty (11/25/23)  
 Receiving yards \_\_\_\_\_ 25, at UA (9/16/23)  
 Receiving TDs \_\_\_\_\_ 1, at UA (9/16/23)  
 Long reception \_\_\_\_\_ 25, at UA (9/16/23)  
 All-purpose yards \_\_\_\_\_ 25, at UA (9/16/23)

## TREY GOODMAN (WR)

Receptions \_\_\_\_\_ 6, at LU (9/14/24)  
 Receiving Yards \_\_\_\_\_ 54, at LU (9/14/24)  
 Long reception \_\_\_\_\_ 15, at LU (9/14/24)  
 Rush attempts \_\_\_\_\_ 1, vs. FIU (10/16/24)  
 Rushing yards \_\_\_\_\_ 9, vs. FIU (10/16/24)  
 Long rush \_\_\_\_\_ 9, vs. FIU (10/16/24)  
 Punt Returns \_\_\_\_\_ 2, vs. MTSU (11/2/24)  
 Punt Return Yards \_\_\_\_\_ 28, vs. MTSU (11/2/24)  
 Long PR \_\_\_\_\_ 24, vs. MTSU (11/2/24)  
 All-purpose yards \_\_\_\_\_ 60, vs. MTSU (11/2/24)

## DEVIN GOREE (DE)

Tackles \_\_\_\_\_ 3, at NEB (8/31/24)  
 Sacks \_\_\_\_\_ 0.5, vs. SUU (9/7/24)  
 Tackles for loss \_\_\_\_\_ 0.5, vs. SUU (9/7/24)  
 QB Hurry \_\_\_\_\_ 1, vs. SH (10/3/24)

## JAIME GUERRERO (S)

Tackles \_\_\_\_\_ 1, 2x, last vs. SUU (9/7/24)

## JAKE HALL (LB)

Tackles \_\_\_\_\_ 2, vs. LA Tech (9/29/23)  
 Tackles for loss \_\_\_\_\_ 0.5, vs. LA Tech (9/29/23)

## CADEN HARRIS (WR)

Kickoff Returns \_\_\_\_\_ 1, 2x, last at MT (11/18/23)  
 Kickoff Yards \_\_\_\_\_ 28, at NU (9/9/23)  
 Long KOR \_\_\_\_\_ 28, at NU (9/9/23)

## DORIAN HOPKINS (LB)

Tackles \_\_\_\_\_ 16, at NEB (8/31/24)  
 Tackles for loss \_\_\_\_\_ 2.5, at CSU (9/21/24)  
 Fumbles Recovered \_\_\_\_\_ 1, at NEB (8/31/24)  
 Fumbles Forced \_\_\_\_\_ 1, vs. SUU (9/7/24)  
 Interceptions \_\_\_\_\_ 1, 2x, last vs. MTSU (11/2/24)  
 Sacks \_\_\_\_\_ 1.0, vs. MTSU (11/2/24)

## LANDON HULLABY (S)

Tackles \_\_\_\_\_ 6, vs. SH (10/3/24)  
 Forced Fumbles \_\_\_\_\_ 1, at NEB (8/31/24)  
 Pass Breakups \_\_\_\_\_ 1, vs. SH (10/3/24)

## KEVIN HURLEY (WR)

Points Scored \_\_\_\_\_ 6, 3x, last vs. Liberty (11/25/23)  
 Pass attempts \_\_\_\_\_ 4, at UA (9/16/23)  
 Pass completions \_\_\_\_\_ 3, at UA (9/16/23)  
 Pass yards \_\_\_\_\_ 57, vs. Liberty (11/25/23)  
 Pass TDs \_\_\_\_\_ 1, 2x, last vs. Liberty (11/25/23)  
 Long pass \_\_\_\_\_ 54, vs. Liberty (11/25/23)  
 Rush attempts \_\_\_\_\_ 12, vs. LA Tech (9/29/23)  
 Rush yards \_\_\_\_\_ 41, vs. LA Tech (9/29/23)  
 Rushing TDs \_\_\_\_\_ 1, 3x, last vs. Liberty (11/25/23)  
 Long rush \_\_\_\_\_ 18, vs. LA Tech (9/29/23)  
 Total offense att. \_\_\_\_\_ 5, 2x, last vs. Liberty (11/25/23)  
 Total offense yards \_\_\_\_\_ 58, vs. Liberty (11/25/23)  
 All-purpose yards \_\_\_\_\_ 41, vs. LA Tech (9/29/23)

## JEVON JACKSON (RB)

Points Scored \_\_\_\_\_ 12, vs. FIU (10/16/24)  
 Rush attempts \_\_\_\_\_ 26, vs. FIU (10/16/24)  
 Rushing yards \_\_\_\_\_ 148, vs. FIU (10/16/24)  
 Long rush \_\_\_\_\_ 42, vs. FIU (10/16/24)  
 Rushing TDs \_\_\_\_\_ 1, vs. FIU (10/16/24)  
 Receptions \_\_\_\_\_ 5, vs. MTSU (11/2/24)  
 Receiving Yards \_\_\_\_\_ 33, vs. MTSU (11/2/24)  
 Long reception \_\_\_\_\_ 22, vs. FIU (10/16/24)  
 Receiving TDs \_\_\_\_\_ 1, 2x, last vs. FIU (10/16/24)  
 Total offense attempts \_\_\_\_\_ 27, vs. FIU (10/16/24)  
 Total offense yards \_\_\_\_\_ 148, vs. FIU (10/16/24)  
 All-purpose yards \_\_\_\_\_ 170, vs. FIU (10/16/24)

## ADAM JACKLIN

Punts \_\_\_\_\_ 8, vs. SH (10/3/24)  
 Punt yards \_\_\_\_\_ 346, vs. SH (10/3/24)  
 Punt average \_\_\_\_\_ 45.6, vs. MTSU (11/2/24)  
 Long punt \_\_\_\_\_ 66, vs. SUU (9/7/24)

## KD JOHNSON (DT)

Tackles \_\_\_\_\_ 8, vs. Liberty (11/25/23)  
 QB Hurries \_\_\_\_\_ 1, 2x, last vs. SH (10/3/24)  
 Tackles for loss \_\_\_\_\_ 2.0, vs. SUU (9/7/24)  
 Sacks \_\_\_\_\_ 2.0, vs. SUU (9/7/24)

## EZELL JOLLY (RB)

Points Scored \_\_\_\_\_ 6, vs. SH (10/3/24)  
 Rush attempts \_\_\_\_\_ 27, at WKU (10/10/24)  
 Rushing yards \_\_\_\_\_ 119, at WKU (10/10/24)  
 Long rush \_\_\_\_\_ 14, 2x, last at WKU (10/10/24)  
 Rushing TDs \_\_\_\_\_ 1, vs. SH (10/3/24)  
 Receptions \_\_\_\_\_ 4, at MT (11/18/23)  
 Receiving Yards \_\_\_\_\_ 21, at WKU (10/10/24)  
 Long reception \_\_\_\_\_ 20, at UA (9/16/23)  
 Total offense attempts \_\_\_\_\_ 29, at WKU (10/10/24)  
 Total offense yards \_\_\_\_\_ 119, at WKU (10/10/24)  
 All-purpose yards \_\_\_\_\_ 140, at WKU (10/10/24)

## JAYLIN JONES (BANDIT)

Tackles \_\_\_\_\_ 1, 3x, last at LT (10/22/24)

## JOEY LIGHTFOOT (NT)

Tackles \_\_\_\_\_ 1, 2x, last vs. FIU (10/16/24)

## SKYLER LOCKLEAR (QB)

Points Scored \_\_\_\_\_ 12, vs. SUU (9/7/24)  
 Pass attempts \_\_\_\_\_ 43, at LU (9/14/24)  
 Pass completions \_\_\_\_\_ 26, at LU (9/14/24)  
 Pass yards \_\_\_\_\_ 295, at NEB (8/31/24)  
 Pass TDs \_\_\_\_\_ 1, 3x, last at LU (9/14/24)  
 Long pass \_\_\_\_\_ 65, vs. SUU (9/7/24)  
 Rush attempts \_\_\_\_\_ 15, vs. SUU (9/7/24)  
 Rush yards \_\_\_\_\_ 47, vs. SUU (9/7/24)  
 Long rush \_\_\_\_\_ 11, at NEB (8/31/24)  
 Rushing TDs \_\_\_\_\_ 1, vs. SUU (9/7/24)  
 Receptions \_\_\_\_\_ 1, 2x, at LU (9/14/24)  
 Receiving Yards \_\_\_\_\_ 4, vs. SUU (9/7/24)  
 Long reception \_\_\_\_\_ 4, vs. SUU (9/7/24)  
 Receiving TDs \_\_\_\_\_ 1, vs. SUU (9/7/24)  
 Total offense att. \_\_\_\_\_ 45, vs. SUU (9/7/24)  
 Total offense yards \_\_\_\_\_ 342, vs. SUU (9/7/24)  
 All-purpose yards \_\_\_\_\_ 51, vs. SUU (9/7/24)

## JULIAN LOPEZ (TE)

Receptions \_\_\_\_\_ 1, 3x, last vs. WKU (11/4/23)  
 Receiving Yards \_\_\_\_\_ 8, vs. WKU (11/4/23)  
 Long Reception \_\_\_\_\_ 8, vs. WKU (11/4/23)

## CADE MCCONNELL (QB)

Pass attempts \_\_\_\_\_ 41, at MT (11/18/23)  
 Pass completions \_\_\_\_\_ 24, at MT (11/18/23)  
 Pass yards \_\_\_\_\_ 364, at MT (11/18/23)  
 Pass TDs \_\_\_\_\_ 2, 3x, last at CSU (9/21/24)  
 Long pass \_\_\_\_\_ 80, 2x, last at MT (11/18/23)  
 Rush attempts \_\_\_\_\_ 6, 2x, last at MT (11/18/23)  
 Rush yards \_\_\_\_\_ 15, at SH (10/25/23)  
 Long rush \_\_\_\_\_ 13, at SH (10/25/23)  
 Total offense att. \_\_\_\_\_ 47, at MT (11/18/23)  
 Total offense yards \_\_\_\_\_ 354, at MT (11/18/23)  
 All-purpose yards \_\_\_\_\_ 13, at SH (10/25/23)

## OSCAR MOORE (S)

Tackles \_\_\_\_\_ 8, at MT (11/18/23)  
 Interceptions \_\_\_\_\_ 1, 2x, last at MT (11/18/23)  
 Tackles for loss \_\_\_\_\_ 0.5, vs. SUU (9/7/24)

## A'TIQ MUHAMMAD (CB)

Tackles \_\_\_\_\_ 1, 2x, last at NU (9/9/23)

# UTEP INDIVIDUAL CAREER HIGHS

## ASHTON NICKELBERRY (WR)

Receptions \_\_\_\_\_ 2, vs. MTSU (11/2/24)  
 Receiving Yards \_\_\_\_\_ 29, at CSU (9/21/24)  
 Long reception \_\_\_\_\_ 29, at CSU (9/21/24)  
 Kickoff Returns \_\_\_\_\_ 2, vs. MTSU (11/2/24)  
 Kickoff Yards \_\_\_\_\_ 24, vs. MTSU (11/2/24)  
 Long KOR \_\_\_\_\_ 14, vs. MTSU (11/2/24)  
 All-purpose yards \_\_\_\_\_ 39, vs. MTSU (11/2/24)

## KENNY ODOM (WR)

Points Scored \_\_\_\_\_ 12, at CSU (9/21/24)  
 Receptions \_\_\_\_\_ 7, at CSU (9/21/24)  
 Receiving Yards \_\_\_\_\_ 128, at CSU (9/21/24)  
 Long reception \_\_\_\_\_ 76, at WKU (10/10/24)  
 Receiving TDs \_\_\_\_\_ 2, at CSU (9/21/24)  
 Kickoff Returns \_\_\_\_\_ 3, vs. SH (10/3/24)  
 Kickoff Yards \_\_\_\_\_ 48, vs. SH (10/3/24)  
 Long KOR \_\_\_\_\_ 23, at CSU (9/21/24)  
 All-purpose yards \_\_\_\_\_ 97, vs. SUU (9/7/24)  
 Tackles \_\_\_\_\_ 2, vs. MTSU (11/2/24)

## AJ ODUMS (CB)

Tackles \_\_\_\_\_ 7, at NEB (8/31/24)  
 Pass breakups \_\_\_\_\_ 3, 2x last at CSU (9/21/24)  
 Interceptions \_\_\_\_\_ 1, at CSU (9/21/24)

## JP PICKLES (QB)

Pass attempts \_\_\_\_\_ 33, vs. MTSU (11/2/24)  
 Pass completions \_\_\_\_\_ 18, vs. MTSU (11/2/24)  
 Pass yards \_\_\_\_\_ 145, vs. MTSU (11/2/24)  
 Long pass \_\_\_\_\_ 22, vs. MTSU (11/2/24)  
 Rush attempts \_\_\_\_\_ 19, vs. MTSU (11/2/24)  
 Rush yards \_\_\_\_\_ 77, vs. MTSU (11/2/24)  
 Long rush \_\_\_\_\_ 17, vs. MTSU (11/2/24)  
 Total offense att. \_\_\_\_\_ 52, at LT (10/22/24)  
 Total offense yards \_\_\_\_\_ 222, at LT (10/22/24)  
 All-purpose yards \_\_\_\_\_ 77, at LT (10/22/24)

## MICHAEL RAY JR. (S)

Tackles \_\_\_\_\_ 1, at CSU (9/21/24)

## JALEN RAYAM (LB)

Tackles \_\_\_\_\_ 1, at NEB (8/31/24)

## HUNTER RAPOLLA (LB)

Tackles \_\_\_\_\_ 1, 3x, last at WKU (10/10/24)

## LANTZ RUSSELL (S)

Tackles \_\_\_\_\_ 12, vs. SH (10/3/24)  
 Sacks \_\_\_\_\_ 1.0, 2x, last vs. FIU (10/16/24)  
 Tackles for loss \_\_\_\_\_ 2.0, at WKU (10/10/24)  
 Pass Breakups \_\_\_\_\_ 1, vs. SUU (9/7/24)  
 Interceptions \_\_\_\_\_ 1, 2x, last vs. FIU (10/16/24)

## LUKE SEIB (WR)

Receptions \_\_\_\_\_ 1, vs. NMSU (10/18/23)  
 Receiving Yards \_\_\_\_\_ 14, vs. NMSU (10/18/23)  
 Long Reception \_\_\_\_\_ 14, vs. NMSU (10/18/23)  
 All-purpose yards \_\_\_\_\_ 14, vs. NMSU (10/18/23)

## JAYLON SHELTON (CB)

Tackles \_\_\_\_\_ 8, at NEB (8/31/24)  
 Pass Breakups \_\_\_\_\_ 1, vs. FIU (10/16/24)

## STRATTON SHUFELT (LB)

Tackles \_\_\_\_\_ 7, at WKU (10/10/24)  
 Pass Breakups \_\_\_\_\_ 1, at WKU (10/10/24)  
 QB Hurries \_\_\_\_\_ 1, at WKU (10/10/24)

## JADEN SMITH (WR)

Receptions \_\_\_\_\_ 7, at LU (9/14/24)  
 Receiving Yards \_\_\_\_\_ 56, vs. SUU (9/7/24)  
 Long reception \_\_\_\_\_ 41, at NEB (8/31/24)  
 Rush attempts \_\_\_\_\_ 1, at NEB (8/31/24)  
 Rushing yards \_\_\_\_\_ -1, at NEB (8/31/24)  
 Long rush \_\_\_\_\_ -1, at NEB (8/31/24)  
 Pass attempts \_\_\_\_\_ 1, vs. SUU (9/7/24)  
 Pass completions \_\_\_\_\_ 1, vs. SUU (9/7/24)  
 Pass yards \_\_\_\_\_ 4, vs. SUU (9/7/24)  
 Pass TDs \_\_\_\_\_ 1, vs. SUU (9/7/24)  
 Long pass \_\_\_\_\_ 4, vs. SUU (9/7/24)  
 All-purpose yards \_\_\_\_\_ 56, vs. SUU (9/7/24)

## SHAY SMITH (QB)

Pass attempts \_\_\_\_\_ 2, at NEB (8/31/24)  
 Pass completions \_\_\_\_\_ 2, at NEB (8/31/24)  
 Pass yards \_\_\_\_\_ 14, at NEB (8/31/24)  
 Long pass \_\_\_\_\_ 11, at NEB (8/31/24)  
 Rush attempts \_\_\_\_\_ 2, at NEB (8/31/24)  
 Rush yards \_\_\_\_\_ 1, at LU (9/14/24)  
 Long rush \_\_\_\_\_ 1, at LU (9/14/24)  
 Total offense att. \_\_\_\_\_ 4, at NEB (8/31/24)  
 Total offense yards \_\_\_\_\_ 8, at NEB (8/31/24)  
 All-purpose yards \_\_\_\_\_ 1, at LU (9/14/24)

## XAVIER SMITH (S)

Tackles \_\_\_\_\_ 10, at LU (9/14/24)  
 Fumbles recovered \_\_\_\_\_ 1, at LU (9/14/24)

## TEVITA TAFUNA (NT)

Tackles \_\_\_\_\_ 5, at JSU (8/26/23)  
 Tackles for Loss \_\_\_\_\_ 1.0, 2x, last at LU (9/14/24)  
 Sacks \_\_\_\_\_ 1.0, at LU (9/14/24)  
 QB Hurries \_\_\_\_\_ 1, at Boise State (9/10/21)  
 Pass Breakups \_\_\_\_\_ 1, at UNM (9/17/22)  
 Fumbles recovered \_\_\_\_\_ 1, vs. MT (10/29/22)  
 Forced fumbles \_\_\_\_\_ 1, at LU (9/14/24)

## EKOW TAYLOR (BANDIT)

Tackles \_\_\_\_\_ 2, vs. SUU (9/7/24)  
 Tackles for loss \_\_\_\_\_ 0.5, vs. SUU (9/7/24)  
 Sacks \_\_\_\_\_ 0.5, vs. SUU (9/7/24)

## ANGELO TEJADA (LS)

Tackles \_\_\_\_\_ 1, 2x, last at SH (10/25/23)

## BRYTON THOMPSON (DE)

Tackles \_\_\_\_\_ 12, at CSU (9/21/24)  
 Tackles for loss \_\_\_\_\_ 2.5, at CSU (9/21/24)  
 Sacks \_\_\_\_\_ 1.0, 6x, last vs. SH (10/3/24)  
 Forced fumbles \_\_\_\_\_ 1, vs. NMSU (9/10/22)  
 QB hurry \_\_\_\_\_ 1, 3x, last vs. MTSU (11/2/24)

## KAM THOMAS (MB)

Points Scored \_\_\_\_\_ 6, at NEB (8/31/24)  
 Rush attempts \_\_\_\_\_ 6, vs. SH (10/3/24)  
 Rushing yards \_\_\_\_\_ 2, at NEB (8/31/24)  
 Long rush \_\_\_\_\_ 2, at NEB (8/31/24)  
 Receptions \_\_\_\_\_ 8, at LU (9/14/24)  
 Receiving Yards \_\_\_\_\_ 99, vs. SUU (9/7/24)  
 Long reception \_\_\_\_\_ 65, vs. SUU (9/7/24)  
 Receiving TDs \_\_\_\_\_ 1, at NEB (8/31/24)  
 Punt Returns \_\_\_\_\_ 1, at NEB (8/31/24)  
 Punt Return Yards \_\_\_\_\_ 29, at NEB (8/31/24)  
 Long PR \_\_\_\_\_ 29, at NEB (8/31/24)  
 Kickoff Returns \_\_\_\_\_ 2, at NEB (8/31/24)  
 Kickoff Return Yards \_\_\_\_\_ 43, at LU (9/14/24)  
 Long KOR \_\_\_\_\_ 23, vs. SUU (9/7/24)  
 Total offense attempts \_\_\_\_\_ 8, at NEB (8/31/24)  
 Total offense yards \_\_\_\_\_ 2, at NEB (8/31/24)  
 All-purpose yards \_\_\_\_\_ 132, at NEB (8/31/24)

## SIONE TONGA'UIHA (NT)

Tackles \_\_\_\_\_ 3, 6x, last vs. FIU (10/16/24)  
 Sacks \_\_\_\_\_ 1.0, at NEB (8/31/24)  
 Tackles for loss \_\_\_\_\_ 1.0, 3x, last vs. FIU (10/16/24)  
 QB Hurries \_\_\_\_\_ 1, at NM State (8/28/21)  
 Pass Breakups \_\_\_\_\_ 1, vs. Liberty (11/25/23)

## LOGOLOGO VA'A (DT)

Tackles \_\_\_\_\_ 4, vs. UNLV (9/23/23)  
 Tackles for loss \_\_\_\_\_ 1.0, 2x, last at NU (9/9/23)  
 QB Hurries \_\_\_\_\_ 1, at SH (10/25/23)

## MARCUS VINSON (TE)

Points Scored \_\_\_\_\_ 6, 2x, last vs. SH (10/3/24)  
 Receptions \_\_\_\_\_ 3, vs. SUU (9/7/24)  
 Receiving Yards \_\_\_\_\_ 52, vs. SH (10/3/24)  
 Long Reception \_\_\_\_\_ 52, vs. SH (10/3/24)  
 Receiving TDs \_\_\_\_\_ 1, 2x, last vs. SH (10/3/24)

## QUINZAVIOUS WARREN (NT)

Tackles \_\_\_\_\_ 1, vs. SUU (9/7/24)

## MAURICE WESTMORELAND (BANDIT)

Tackles \_\_\_\_\_ 7, vs. MTSU (11/2/24)  
 QB Hurries \_\_\_\_\_ 2, at NEB (8/31/24)  
 Tackles for loss \_\_\_\_\_ 3.5, at FIU (10/11/23)  
 Sacks \_\_\_\_\_ 2.5, at FIU (10/11/23)  
 Pass breakups \_\_\_\_\_ 2, vs. UNLV (9/23/23)  
 Forced fumbles \_\_\_\_\_ 1, at SH (10/25/23)

## DILLION WILLIAMS (SPUR)

Tackles \_\_\_\_\_ 5, 2x, last vs. MTSU (11/2/24)  
 Interceptions \_\_\_\_\_ 1, vs. FIU (10/16/24)

## COREY WREN (MB)

Points Scored \_\_\_\_\_ 6, at WKU (10/10/24)  
 Rush attempts \_\_\_\_\_ 5, at CSU (9/21/24)  
 Rushing yards \_\_\_\_\_ 19, at CSU (9/21/24)  
 Long rush \_\_\_\_\_ 9, at NEB (8/31/24)  
 Receptions \_\_\_\_\_ 1, at WKU (10/10/24)  
 Receiving Yards \_\_\_\_\_ 6, at WKU (10/10/24)  
 Long reception \_\_\_\_\_ 6, at WKU (10/10/24)  
 Kickoff Returns \_\_\_\_\_ 4, at WKU (10/10/24)  
 Kickoff Yards \_\_\_\_\_ 151, at WKU (10/10/24)  
 Long KOR \_\_\_\_\_ 100, at WKU (10/10/24)  
 KOR for TDs \_\_\_\_\_ 1, at WKU (10/10/24)  
 Total offense attempts \_\_\_\_\_ 5, at CSU (9/21/24)  
 Total offense yards \_\_\_\_\_ 19, at CSU (9/21/24)  
 All-purpose yards \_\_\_\_\_ 157, at WKU (10/10/24)

# UTEP FOOTBALL 2024 RECAPS

## Game #1

|   |                            |           |
|---|----------------------------|-----------|
|   | <b>UTEP</b> (0-1, 0-0)     | <b>7</b>  |
|  | <b>Nebraska</b> (1-0, 0-0) | <b>40</b> |

**Lincoln, Neb. • Memorial Stadium (86,072)**  
**Aug. 31, 2024**

UTEP tied the game at seven apiece however Nebraska would go on to score 33 unanswered points to down the Miners 40-7 in Memorial Stadium on Tom Osborne Field on Aug. 31.

The Cornhuskers (1-0) ran up 507 yards on 83 plays, including 223 yards on the ground with three rushing scores. Nebraska added 30 first downs, was only penalized three times (35 yards) and finished 11-of-17 on third-down conversions. The Miners (0-1) tallied 205 yards while being penalized nine times (76 yards).

Nebraska struck first with a 72-yard touchdown drive on 12 plays, resulting in a Dante Dowdell five-yard touchdown run.

Following UTEP's first possession where it was forced to punt, the Miners' defense settled in and stopped the Cornhuskers on a fourth-and-5 to get the ball back at their own 37.

UTEP took advantage and went 63 yards on only three plays to score its first touchdown in the Walden era. Skyler Locklear, in his first career collegiate start, found Kam Thomas for a 38-yard touchdown strike to tie the game 7-7 with 2:24 left in the first quarter.

Locklear started the game 5-for-5 with 59 yards and a TD. He finished 11-of-17 with 115 yards a touchdown and an interception. Thomas opened his UTEP debut with 71 yards on seven receptions and a score.

On Nebraska's fourth drive, the Cornhuskers drove the ball down inside the 20 but Dowdell fumbled the ball following a 12-yard rush. Landon Hullaby was credited with a forced fumble while Dorian Hopkins recovered the ball at the UTEP 3 at the 10:48 mark of the second quarter.

### SCORE BY QUARTERS

| TEAM     | 1ST | 2ND | 3RD | 4TH | TOTAL |
|----------|-----|-----|-----|-----|-------|
| UTEP     | 7   | 0   | 0   | 0   | 7     |
| NEBRASKA | 7   | 23  | 7   | 3   | 40    |

### QTR TIME SCORING PLAY

|     |       |   |
|-----|-------|---|
| 1st | 09:00 | NEB - Dowdell 5-yard rush (Alvano kick), 12-72, 05:54                 |
|     | 02:24 | UTEP - Thomas 38-yard pass from Locklear (Flabiano kick), 3-63, 00:42 |
| 2nd | 10:29 | NEB - Robinson safety, 00:19  |
|     | 10:04 | NEB - Neyor 59-yard pass from Raiola (Alvano kick), 2-59, 00:18       |
|     | 05:34 | NEB - Ervin Jr. 3-yard rush (Alvano kick), 8-63, 03:45                |
|     | 00:02 | NEB - Banks 21-yard pass from Raiola (Alvano kick), 9-59, 02:03       |
| 3rd | 05:34 | NEB - Ervin Jr. 1-yard rush (Alvano kick), 11-73, 05:04               |
| 4th | 09:22 | NEB - Alvano 20-yard FG, 17-87, 09:26                                 |

### TEAM STATISTICS

|                        | UTEP    | NEB     |
|------------------------|---------|---------|
| First Downs            | 12      | 30      |
| Rushing Attempts-Yards | 24-56   | 47-223  |
| Passing Yards          | 149     | 284     |
| Passes                 | 16-26-2 | 25-36-0 |
| Total Offense          | 205     | 507     |
| Punt Returns-Yards     | 1-29    | 3-25    |
| Kickoff Returns-Yards  | 3-48    | 3-75    |
| Punts-Average          | 6-39.2  | 2-48.5  |
| Fumbles-Lost           | 0-0     | 1-1     |
| Penalties-Yards        | 9-76    | 3-35    |
| Time of Possession     | 21:28   | 38:32   |

### UTEP Leaders

| Passing  | C-A-I   | YDS | TD | LG |
|----------|---------|-----|----|----|
| Locklear | 11-17-1 | 115 | 1  | 38 |

| Rushing  | ATT. | YDS | TD | LG |
|----------|------|-----|----|----|
| Jackson  | 10   | 32  | 0  | 13 |
| Locklear | 4    | 15  | 0  | 11 |

| Receiving | Rec. | YDS | TD | LG |
|-----------|------|-----|----|----|
| Thomas    | 7    | 71  | 1  | 38 |
| Smith     | 4    | 33  | 0  | 21 |

| Tackles | U-A-T   | Sack-YD | TFL-YD | FR |
|---------|---------|---------|--------|----|
| Hopkins | 6-10-16 | 0.0-0   | 1.0-1  | 1  |
| Chapman | 4-6-10  | 0.0-0   | 0.0-0  | 0  |

### Nebraska Leaders

| Passing | C-A-I   | YDS | TD | LG |
|---------|---------|-----|----|----|
| Raiola  | 19-27-0 | 238 | 2  | 59 |

| Rushing | ATT. | YDS | TD | LG |
|---------|------|-----|----|----|
| Johnson | 8    | 71  | 0  | 42 |
| Dowdell | 8    | 55  | 1  | 12 |

| Receiving | Rec. | YDS | TD | LG |
|-----------|------|-----|----|----|
| Neyor     | 6    | 121 | 1  | 59 |
| Banks     | 4    | 61  | 1  | 17 |

| Tackles     | U-A-T | Sack-YD | TFL-YD | INT |
|-------------|-------|---------|--------|-----|
| Hartzog Jr. | 5-0-5 | 0.0-0   | 0.0-0  | 1   |
| Gbayor      | 2-3-5 | 0.0-0   | 1.5-2  | 0   |

## Game #2

|  |                                 |                |
|--|---------------------------------|----------------|
|   | <b>Southern Utah</b> (1-1, 0-0) | <b>27</b> [ot] |
|  | <b>UTEP</b> (0-2, 0-0)          | <b>24</b>      |

**El Paso, Texas • Sun Bowl Stadium (41,609)**  
**Sept. 7, 2024**

The UTEP football team came up short in Scotty Walden's home debut as Southern Utah used a strong second half to down the Miners 27-24 in overtime in front of 41,607 rowdy fans at Sun Bowl Stadium on Sept. 7.

The Miners (0-2) tallied 423 yards of total offense, including 299 in the air. However, 14 penalties for 122 yards and the Thunderbirds' (1-1) rushing attack (268 yards) were too much for UTEP to overcome.

SUU's Targhee Lambson ran downhill, picking up 183 yards on 20 carries (9.2 avg.) and two touchdowns. Lambson's first TD got the T-Birds within three points (17-14) while his second score put his squad up 21-17 at the 13:15 mark of the fourth quarter.

UTEP starting quarterback Skyler Locklear did a little of everything in his Sun Bowl debut. The redshirt sophomore threw for 295 yards on 22-of-29 passing and a touchdown. Not only did he toss one, but he also rushed for a score and caught another. Locklear added 47 yards on the ground.

Locklear's touchdown reception was off a four-yard pass from Jaden Smith with no time left on the clock. The Miners tied the game at 24 apiece following Buzz Flabiano's PAT to take the contest into overtime.

SUU got the ball first and Danny King converted a 33-yard field goal to take a three-point advantage. The Miners came up short on their possession in the extra period. Flabiano attempted to tie the game with a 38-yard attempt that was missed. The Miners were fortunate as an offside penalty was called that extended the game. UTEP, behind a loud fan base urging their Miners, came up short again as Flabiano missed a 32-yard attempt that ended the contest.

### SCORE BY QUARTERS

| TEAM | 1ST | 2ND | 3RD | 4TH | OT1 | TOTAL |
|------|-----|-----|-----|-----|-----|-------|
| SUU  | 6   | 0   | 8   | 10  | 3   | 27    |
| UTEP | 14  | 3   | 0   | 7   | 0   | 24    |

### QTR TIME SCORING PLAY

|     |       |  |
|-----|-------|--|
| 1st | 10:33 | UTEP - Jackson 5-yard pass from Locklear (Flabiano kick), 9-75, 04:27      |
|     | 06:09 | SUU - Mitchell 40-yard pass from Barron (Lambson rush failed), 8-75, 04:24 |
|     | 01:35 | UTEP - Locklear 4-yard rush (Flabiano kick), 11-75, 04:34                  |
| 2nd | 02:57 | UTEP - Flabiano 43-yard FG, 7-50, 02:59                                    |
| 3rd | 06:31 | SUU - Lambson 20-yard rush (Bails rush), 6-50, 02:53                       |
| 4th | 13:15 | SUU - Lambson 46-yard rush (King kick), 4-60, 01:37                        |
|     | 02:39 | SUU - King 38-yard FG, 11-59, 05:37  |
|     | 00:00 | UTEP - Locklear 4-yard pass from Smith (Flabiano kick), 9-77, 02:34        |
| OT1 | 00:00 | SUU - King 33-yd FG, 7-9   |

### TEAM STATISTICS

|                        | SUU     | UTEP    |
|------------------------|---------|---------|
| First Downs            | 21      | 7       |
| Rushing Attempts-Yards | 47-268  | 36-124  |
| Passing Yards          | 115     | 299     |
| Passes                 | 11-18-0 | 23-30-0 |
| Total Offense          | 383     | 423     |
| Punt Returns-Yards     | 1-0     | 0-0     |
| Kickoff Returns-Yards  | 1-21    | 1-23    |
| Punts-Average          | 4-33.8  | 5-36.2  |
| Fumbles-Lost           | 2-0     | 2-0     |
| Penalties-Yards        | 9-80    | 14-122  |
| Time of Possession     | 31:24   | 28:36   |

### UTEP Leaders

| Passing  | C-A-I   | YDS | TD | LG |
|----------|---------|-----|----|----|
| Locklear | 22-29-0 | 295 | 1  | 65 |

| Rushing  | ATT. | YDS | TD | LG |
|----------|------|-----|----|----|
| Jackson  | 20   | 80  | 0  | 19 |
| Locklear | 15   | 47  | 0  | 15 |

| Receiving | Rec. | YDS | TD | LG |
|-----------|------|-----|----|----|
| Thomas    | 5    | 99  | 0  | 65 |
| Odom      | 5    | 97  | 0  | 44 |

| Tackles | U-A-T  | Sack-YD | TFL-YD | FF |
|---------|--------|---------|--------|----|
| Chapman | 7-6-13 | 0.0-0   | 2.5-0  | 0  |
| Hopkins | 2-7-9  | 0.0-0   | 0.0-0  | 1  |

### SUU Leaders

| Passing | C-A-I   | YDS | TD | LG |
|---------|---------|-----|----|----|
| Berry   | 10-17-0 | 75  | 0  | 27 |

| Rushing | ATT. | YDS | TD | LG |
|---------|------|-----|----|----|
| Lambson | 20   | 183 | 2  | 46 |
| Berry   | 13   | 53  | 0  | 21 |

| Receiving | Rec. | YDS | TD | LG |
|-----------|------|-----|----|----|
| Mitchell  | 3    | 62  | 1  | 40 |
| Carr      | 2    | 32  | 0  | 27 |

| Tackles   | U-A-T | Sack-YD | TFL-YD | INT |
|-----------|-------|---------|--------|-----|
| Rocha     | 7-2-9 | 0.0-0   | 1.0-4  | 0   |
| Cullimore | 5-3-8 | 0.5-1   | 1.5-2  | 0   |

# UTEP FOOTBALL 2024 RECAPS

## Game #3



**UTEP (0-3, 0-1)** **10**  
**[RV] Liberty (3-0, 2-0)** **28**

Lynchburg, Va. • Williams Stadium (21,805)  
 Sept. 14, 2024

UTEP cleaned up the penalties and scored on a long pass play to get within four points while the Miners' defense stepped up and made plays, however, Liberty scored two touchdowns late in the contest to pull away 28-10 in Williams Stadium on Sept. 14.

The Miners (0-3, 0-1 Conference USA) held the Flames (3-0, 2-0 CUSA) to only 187 rushing yards as LU came into the ball game averaging 248.0 per game. The UTEP defense also held Liberty under 100 yards of its season average (503.0 ypg).

After last week's 14 penalties, UTEP only committed two all game for a total of 25 yards. Liberty started the game 2-for-3 on third downs, but the Miners' D stopped the Flames on the next six third-down plays. Liberty finished the game 5-of-13.

Skyler Locklear finished with 244 yards on career bests of attempts (43) and completions (26). He also found Kenny Odom on a 60-yard touchdown pass in the third quarter to make the score 14-10 early in the third quarter. For Odom, it was a career-long reception and his first score in a UTEP uniform.

Kam Thomas finished with 129 all-purpose yards, his third consecutive triple-digit game. Thomas added 68 yards on eight receptions, while Jaden Smith tallied 42 yards on seven catches and Trey Goodman recorded 54 yards on six grabs.

Defensively, Kory Chapman registered his third consecutive double-digit tackle effort (11) to lead the Miners and posted his first full sack in two seasons. Xavier Smith tallied 10 tackles, his most in a UTEP uniform, and his fourth collegiate career double-digit tackle performance. Smith added his first collegiate fumble recovery. Nate Dyman added a career-high nine stops, a TFL and recovered his first career fumble. Tevita Tafuna recorded his first career sack and forced fumble.

### SCORE BY QUARTERS

| TEAM    | 1ST | 2ND | 3RD | 4TH | TOTAL |
|---------|-----|-----|-----|-----|-------|
| UTEP    | 3   | 0   | 7   | 0   | 10    |
| LIBERTY | 7   | 7   | 7   | 7   | 28    |

### QTR TIME SCORING PLAY

|     |       |   |
|-----|-------|---|
| 1st | 09:40 | UTEP - Flabiano 25-yard FG, 8-37, 03:26                             |
|     | 04:34 | LU - Lucas 12-yard rush (Karhu kick), 10-84, 05:00                  |
| 2nd | 14:35 | LU - Lucas 1-yard rush (Karhu kick), 2-24, 00:13                    |
| 3rd | 12:26 | UTEP - Odom 60-yard pass from Locklear (Flabiano kick), 4-71, 01:11 |
|     | 02:07 | LU - Lucas 2-yard rush (Karhu kick), 7-81, 03:11                    |
| 4th | 06:51 | LU - Mobley 13-yard pass from Salter (Karhu kick), 7-87, 03:47      |

### TEAM STATISTICS

|                        | UTEP    | LU      |
|------------------------|---------|---------|
| First Downs            | 18      | 19      |
| Rushing Attempts-Yards | 30-91   | 43-187  |
| Passing Yards          | 244     | 228     |
| Passes                 | 26-43-2 | 15-19-0 |
| Total Offense          | 335     | 415     |
| Punt Returns-Yards     | 1-18    | 1-7     |
| Kickoff Returns-Yards  | 3-43    | 2-25    |
| Punts-Average          | 4-42.5  | 6-40.2  |
| Fumbles-Lost           | 1-1     | 3-2     |
| Penalties-Yards        | 2-25    | 2-20    |
| Time of Possession     | 29:14   | 30:46   |

| UTEP Leaders |         |       |       |    |
|--------------|---------|-------|-------|----|
| Passing      | C-A-I   | YDS   | TD    | LG |
| Locklear     | 23-43-2 | 244   | 1     | 60 |
| Rushing      |         |       |       |    |
| Jackson      | 15      | 67    | 0     | 18 |
| Locklear     | 13      | 20    | 0     | 11 |
| Receiving    |         |       |       |    |
| Thomas       | 8       | 68    | 0     | 21 |
| Smith        | 7       | 42    | 0     | 17 |
| Tackles      |         |       |       |    |
| Chapman      | 5-6-11  | 1.0-6 | 1.0-6 | 0  |
| Smith        | 4-6-10  | 0.0-0 | 0.0-0 | 1  |

| Liberty Leaders |         |       |       |    |
|-----------------|---------|-------|-------|----|
| Passing         | C-A-I   | YDS   | TD    | LG |
| Salter          | 15-19-0 | 228   | 1     | 33 |
| Rushing         |         |       |       |    |
| Lucas           | 21      | 104   | 3     | 19 |
| Cooley          | 6       | 45    | 0     | 28 |
| Receiving       |         |       |       |    |
| Sibley          | 4       | 77    | 0     | 30 |
| Mobley          | 4       | 36    | 1     | 15 |
| Tackles         |         |       |       |    |
| Carter          | 9-4-13  | 0.5-2 | 0.5-2 | 0  |
| Bazile Jr.      | 2-6-8   | 0.0-0 | 0.5-2 | 0  |

## Game #4



**UTEP (0-4, 0-1)** **17**  
**Colorado State (2-2, 0-0)** **27**

Fort Collins, Colo. • Canvas Stadium (29,151)  
 Sept. 21, 2024

UTEP found itself down 21 points at the midway point of the third quarter but two quick touchdown passes from Cade McConnell to Kenny Odom cut the lead to seven points. However, a late field goal from Colorado State downed UTEP 27-17 on Sept. 21 in Canvas Stadium.

McConnell was inserted to start the second half and engineered drives of 75 and 92 yards both resulting in Odom touchdowns. Odom took the first one 28 yards to the house to make the score 24-10 at the 4:26 mark of the third, while he used his burners for a 55-yard touchdown to get within seven points to start the fourth quarter.

UTEP (0-4, 0-1 CUSA) improved on its third-down conversions going 7 for 17, the most converted this season thus far, while keeping the penalties down to just two for the second game in a row. It's the least penalties (four) in a two-game span since 2018. The Miners only gained 92 yards in the first half but ended up with 324 yards of total offense. Colorado State (2-2, 0-0 MWC) rushed for 224 yards on 43 carries led by Avery Morrow's 156 yards and two touchdowns.

Odom recorded a collegiate career-best 128 yards on seven receptions (ties career best) and a career-most two touchdown receptions. McConnell threw for 220 yards on 19-of-29 passing in the second half of action.

Despite committing only two penalties, the second was a holding miscue that called back a potential 67-yard pick-six by Josiah Allen that could've helped tie the game at the two-minute mark. UTEP missed out on converting a pair of fourth-down plays. The first came on a third-and-1 with 7:18 left in the game. The ball was snapped high and McConnell recovered for a four-yard loss that led to a fourth-and-5. McConnell's pass was incomplete to Odom.

### SCORE BY QUARTERS

| TEAM | 1ST | 2ND | 3RD | 4TH | TOTAL |
|------|-----|-----|-----|-----|-------|
| UTEP | 0   | 3   | 7   | 7   | 17    |
| CSU  | 7   | 7   | 10  | 3   | 27    |

### QTR TIME SCORING PLAY

|     |       |  |
|-----|-------|--|
| 1st | 08:52 | CSU - Morrow 2-yard rush (Noyes kick), 12-75, 06:08                      |
| 2nd | 06:12 | UTEP - Flabiano 45-yard FG, 4-1, 01:28                                   |
|     | 05:24 | CSU - Morrow 73-yard rush (Noyes kick), 2-80, 00:44                      |
| 3rd | 11:54 | CSU - Winfield 5-yard pass from Fowler-Nicolosi (Noyes kick), 3-7, 00:53 |
|     | 07:32 | CSU - Noyes 37-yard FG, 8-42, 03:40                                      |
|     | 04:26 | UTEP - Odom 28-yard pass from McConnell (Flabiano kick), 7-75, 03:06     |
| 4th | 14:51 | UTEP - Odom 55-yard pass from McConnell (Flabiano kick), 9-92, 02:49     |
|     | 01:32 | CSU - Noyes 39-yard FG, 10-28, 05:43                                     |

### TEAM STATISTICS

|                        | UTEP    | CSU     |
|------------------------|---------|---------|
| First Downs            | 15      | 14      |
| Rushing Attempts-Yards | 25-48   | 43-224  |
| Passing Yards          | 276     | 132     |
| Passes                 | 26-44-1 | 14-22-1 |
| Total Offense          | 324     | 356     |
| Punt Returns-Yards     | 1--4    | 2-32    |
| Kickoff Returns-Yards  | 2-39    | 2-44    |
| Punts-Average          | 6-28.2  | 4-38.5  |
| Fumbles-Lost           | 3-0     | 0-0     |
| Penalties-Yards        | 2-18    | 3-25    |
| Time of Possession     | 26:42   | 33:18   |

| UTEP Leaders |         |       |       |    |
|--------------|---------|-------|-------|----|
| Passing      | C-A-I   | YDS   | TD    | LG |
| McConnell    | 19-29-0 | 220   | 2     | 55 |
| Rushing      |         |       |       |    |
| Jackson      | 10      | 35    | 0     | 10 |
| Wren         | 5       | 19    | 0     | 7  |
| Receiving    |         |       |       |    |
| Odom         | 7       | 128   | 2     | 55 |
| Thomas       | 6       | 46    | 0     | 32 |
| Tackles      |         |       |       |    |
| Thompson     | 4-8-12  | 1.0-5 | 2.5-7 | 0  |
| Hopkins      | 5-6-11  | 0.0-0 | 2.5-7 | 0  |

| Colorado State Leaders |         |       |       |    |
|------------------------|---------|-------|-------|----|
| Passing                | C-A-I   | YDS   | TD    | LG |
| Fowler-Nicolosi        | 14-22-1 | 132   | 1     | 36 |
| Rushing                |         |       |       |    |
| Morrow                 | 21      | 156   | 2     | 73 |
| Marshall               | 14      | 43    | 0     | 23 |
| Receiving              |         |       |       |    |
| Person                 | 3       | 25    | 0     | 13 |
| Winfield               | 3       | 19    | 1     | 11 |
| Tackles                |         |       |       |    |
| Jock                   | 8-5-13  | 0.0-0 | 1.0-1 | 1  |
| Wilson                 | 5-5-10  | 0.0-0 | 1.0-1 | 2  |

# UTEP FOOTBALL 2024 RECAPS

## Game #5

|  |                               |           |
|--|-------------------------------|-----------|
|  | <b>Sam Houston (5-1, 2-0)</b> | <b>41</b> |
|  | <b>UTEP (0-5, 0-2)</b>        | <b>21</b> |

**El Paso, Texas • Sun Bowl Stadium (14,454)**  
**Oct. 3, 2024**

Sam Houston tallied over 500 yards of total offense and used a 21-point third quarter to down UTEP, 41-21, on Oct. 3 in Sun Bowl Stadium.

The Miners (0-5, 0-2 Conference USA) gained 323 yards of total offense. Miscues hurt UTEP as 12 penalties were called for 120 yards. Running back Ezell Jolly was a bright spot for UTEP as the redshirt freshman rushed for a career-high 76 yards on a career-most 17 carries (4.5 avg) while he added his first career touchdown during the fourth quarter. Tight end Marcus Vinson ran for a career-long 52-yard score and spur Kory Chapman got the Miners on the board with a fumble recovery in the end zone.

The Bearcats (5-1, 2-0 CUSA) won their fourth consecutive game, while the high-powered offense gained 517 yards of total offense and the ground game amassed 293 yards on 51 carries (5.7 avg.) and three touchdowns. Hunter Watson threw a pair of touchdowns, while DJ McKinney ran for 138 yards and two scores. Jay Ducker added 70 yards rushing and a touchdown.

Sam Houston took its first possession and went 75 yards on five plays, resulting in a Ducker 39-yard touchdown run.

On the Miners' first possession, Cade McConnell completed a 50-yard pass to Kenny Odom however a holding call nullified the big pass play and eventually forced to punt.

The Miners' defense came up with a turnover on downs on Sam Houston's second possession, but UTEP gave the ball right back on a trick play at turned into an interception by wide receiver Trey Goodman.

### SCORE BY QUARTERS

| TEAM | 1ST | 2ND | 3RD | 4TH | TOTAL |
|------|-----|-----|-----|-----|-------|
| SHSU | 7   | 10  | 21  | 3   | 41    |
| UTEP | 0   | 7   | 7   | 7   | 21    |

### QTR TIME SCORING PLAY

|     |       |  |
|-----|-------|--|
| 1st | 12:45 | SHSU - Ducker 39-yard rush (Pavon kick), 5-75, 02:15                   |
| 2nd | 04:24 | SHSU - McKinney 23-yard rush (Pavon kick), 10-81, 03:19                |
|     | 03:12 | UTEP - Chapman 0-yard fumble return (Flabiano kick), 00:04             |
|     | 00:17 | SHSU - Ervin Jr. 3-yard rush (Alvano kick), 8-63, 03:45                |
| 3rd | 13:23 | SHSU - Humphreys 33-yard pass from Watson (Pavon kick), 2-62, 00:38    |
|     | 05:58 | SHSU - Phoenix II 34-yard pass from Watson (Pavon kick), 11-90, 05:06  |
|     | 03:03 | SHSU - Thomas 38-yard pass from Locklear (Flabiano kick), 3-63, 00:42  |
|     | 00:23 | UTEP - Vinson 52-yard pass from McConnell (Flabiano kick), 6-75, 02:40 |
| 4th | 09:25 | UTEP - Jolly 4-yard rush (Flabiano kick), 3-40, 00:41                  |
|     | 02:07 | SHSU - Pavon 42-yard FG, 13-50, 07:12                                  |

### TEAM STATISTICS

|                        | SHSU    | UTEP    |
|------------------------|---------|---------|
| First Downs            | 26      | 15      |
| Rushing Attempts-Yards | 51-293  | 34-119  |
| Passing Yards          | 224     | 204     |
| Passes                 | 19-31-0 | 15-29-2 |
| Total Offense          | 517     | 323     |
| Punt Returns-Yards     | 2-8     | 2-20    |
| Kickoff Returns-Yards  | 2-53    | 3-48    |
| Punts-Average          | 6-40.0  | 8-43.2  |
| Fumbles-Lost           | 1-1     | 3-2     |
| Penalties-Yards        | 7-60    | 12-120  |
| Time of Possession     | 24:43   | 35:17   |

### UTEP Leaders

| Passing   | C-A-I   | YDS | TD | LG |
|-----------|---------|-----|----|----|
| McConnell | 15-28-1 | 204 | 1  | 52 |

| Rushing | ATT. | YDS | TD | LG |
|---------|------|-----|----|----|
| Jolly   | 17   | 76  | 1  | 10 |
| Thomas  | 6    | 26  | 0  | 11 |

| Receiving | Rec. | YDS | TD | LG |
|-----------|------|-----|----|----|
| Thomas    | 5    | 31  | 0  | 25 |
| Odom      | 4    | 70  | 0  | 49 |

### Sam Houston Leaders

| Passing | C-A-I   | YDS | TD | LG |
|---------|---------|-----|----|----|
| Watson  | 19-29-0 | 224 | 2  | 34 |

| Rushing  | ATT. | YDS | TD | LG |
|----------|------|-----|----|----|
| McKinney | 14   | 138 | 2  | 59 |
| Ducker   | 9    | 70  | 1  | 39 |


  

| Receiving | Rec. | YDS | TD | LG |
|-----------|------|-----|----|----|
| Evans     | 4    | 25  | 0  | 11 |
| Smith     | 3    | 37  | 0  | 19 |

| Tackles | U-A-T   | Sack-YD | TFL-YD | FR |
|---------|---------|---------|--------|----|
| Russell | 10-2-12 | 0.0-0   | 0.0-0  | 0  |
| Smith   | 3-7-10  | 0.0-0   | 0.5-1  | 0  |

## Game #6

|   |                        |           |
|---|------------------------|-----------|
|  | <b>UTEP (0-6, 0-3)</b> | <b>17</b> |
|   | <b>WKU (4-2, 2-0)</b>  | <b>44</b> |

**Bowling Green, Ky. • Houchens Industries-LT Smith Stadium (12,723)**  
**Oct. 10, 2024**

Ezell Jolly rushed for a career-high 119 yards, Corey Wren ran back a 100-yard kickoff return for a touchdown and Kenny Odom zoomed past defenders for a career-long 76-yard score, but it wasn't enough as WKU came out with a 44-17 victory over UTEP on Oct. 10 at Houchens Industries-L.T. Smith Stadium.

The Miners (0-6, 0-3 Conference USA) tallied a season-high 152 rushing yards and totaled 330 yards of total offense. UTEP, a week after being called for 12 penalties, was penalized only twice, making it the third consecutive road game in which the Miners were penalized two times.

The Hilltoppers (4-2, 2-0 CUSA) remained undefeated in league play as Caden Veltkamp threw for 264 yards (18-27), three touchdowns and an interception. Veltkamp added a rushing score. WKU gained 482 yards of total offense including 218 on the ground.

Wren was the first Miner to return a kickoff for a score since Oct. 10, 2020, when Duron Lowe took one back at LA Tech. Wren tallied a career-high 151 kickoff yards and totaled a 157 all-purpose yards.

Jolly was the first Miner to gain over 100 yards rushing this season, while he was the first to hit the century mark in rushing yards since Deion Hankins did so at Sam Houston on Oct. 25, 2023. Jolly recorded a career-most 140 all-purpose yards.

Defensively, true freshman linebacker Stratton Shufelt made his first career start and responded with a career-high seven tackles, along with his first career pass breakup and a quarterback hurry. Shufelt's breakup in the end zone led to a Lantz Russell interception. Shufelt broke up the pass and batted the ball into Russell's hands for his first career interception. Russell tallied a team-high 11 tackles.

### SCORE BY QUARTERS

| TEAM | 1ST | 2ND | 3RD | 4TH | TOTAL |
|------|-----|-----|-----|-----|-------|
| UTEP | 7   | 0   | 10  | 0   | 17    |
| WKU  | 14  | 13  | 7   | 10  | 44    |

### QTR TIME SCORING PLAY

|     |       |  |
|-----|-------|--|
| 1st | 07:40 | WKU - Smith 30-yard pass from Veltkamp (Carneiro kick), 4-74, 01:38    |
|     | 07:02 | UTEP - Odom 76-yard pass from McConnell (Flabiano kick), 2-80, 00:33   |
|     | 02:18 | WKU - Mathison 12-yard rush (Carneiro kick), 1-12, 00:05               |
| 2nd | 10:55 | WKU - Carneiro 25-yard FG, 9-51, 04:34                                 |
|     | 05:32 | WKU - Veltkamp 2-yard rush (Carneiro kick), 10-43 03:43                |
|     | 00:00 | WKU - Carneiro 42-yard FG, 12-23, 02:53                                |
| 3rd | 14:47 | UTEP - Wren 100-yard kickoff return (Flabiano kick), 00:00             |
|     | 05:29 | UTEP - Flabiano 42-yard FG, 11-57, 05:36                               |
|     | 04:32 | WKU - Mathison 14-yard pass from Veltkamp (Carneiro kick), 3-75, 00:57 |
| 4th | 12:27 | WKU - Mathison 3-yard pass from Veltkamp (Carneiro kick), 6-52, 02:33  |
|     | 04:49 | WKU - Carneiro 54-yard FG, 7-30, 03:32                                 |

### TEAM STATISTICS

|                        | UTEP     | WKU     |
|------------------------|----------|---------|
| First Downs            | 18       | 20      |
| Rushing Attempts-Yards | 41-152   | 42-218  |
| Passing Yards          | 178      | 264     |
| Passes                 | 14-24-1  | 18-27-1 |
| Total Offense          | 330      | 482     |
| Punt Returns-Yards     | 1--1     | 1-6     |
| Kickoff Returns-Yards  | 6-185-TD | 1-19    |
| Punts-Average          | 3-38.0   | 2-43.5  |
| Fumbles-Lost           | 0-0      | 0-0     |
| Penalties-Yards        | 2-13     | 5-50    |
| Time of Possession     | 30:23    | 29:37   |

### UTEP Leaders

| Passing   | C-A-I | YDS | TD | LG |
|-----------|-------|-----|----|----|
| McConnell | 3-7-1 | 96  | 1  | 76 |

| Rushing  | ATT. | YDS | TD | LG |
|----------|------|-----|----|----|
| Jolly    | 27   | 119 | 0  | 14 |
| Locklear | 6    | 23  | 0  | 16 |

| Receiving | Rec. | YDS | TD | LG |
|-----------|------|-----|----|----|
| Goodman   | 5    | 41  | 0  | 19 |
| Thomas    | 3    | 24  | 0  | 12 |

### WKU Leaders

| Passing  | C-A-I   | YDS | TD | LG |
|----------|---------|-----|----|----|
| Veltkamp | 18-27-1 | 264 | 3  | 57 |

| Rushing | ATT. | YDS | TD | LG |
|---------|------|-----|----|----|
| Young   | 16   | 60  | 0  | 10 |
| Berry   | 3    | 55  | 0  | 28 |

| Receiving | Rec. | YDS | TD | LG |
|-----------|------|-----|----|----|
| Messer    | 6    | 106 | 0  | 57 |
| Johnson   | 5    | 82  | 0  | 20 |

# UTEP FOOTBALL 2024 RECAPS

## Game #7

|  |                        |           |
|--|------------------------|-----------|
|  | <b>FIU (2-5, 1-2)</b>  | <b>21</b> |
|  | <b>UTEP (1-6, 1-3)</b> | <b>30</b> |

**El Paso, Texas • Sun Bowl Stadium (11,373)**  
**Oct. 16, 2024**

The "Orange Swarm" defense intercepted four passes, Jevon Jackson rushed for a season-high 148 yards and scored two touchdowns, and Buzz Flabiano connected on a trio of field goals to lead the Miners past FIU 30-21 and give head coach Scotty Walden his first victory at UTEP on Oct. 16.

The Miners (1-6, 1-3 Conference USA) won their first game in almost a year, racking up a season-high 211 rushing yards, including 372 yards of total offense. UTEP's "Blue Blaze" offense scored a season-most 30 points, including 10 in the final frame. UTEP added a season-high 20 first downs, including a campaign-best 13 on the ground.

Jackson, who totaled 170 all-purpose yards, scored on a 22-yard reception while his one-yard touchdown rush put the Miners ahead for good 27-21 early in the fourth quarter. It was the first time Jackson scored twice in a game since playing at Austin Peay last season. Flabiano's third field goal, a make from 39 yards, put his squad up nine points (30-21) with 2:30 left in the contest.

UTEP's "Orange Swarm" defense stepped up on a night where it played fast and furious. The Miners allowed season-lows in rushing yards (85) and total yards (287) while only yielding 3-of-13 third-down conversions.

The tenacious D intercepted four passes in a single game for the first time since Oct. 15, 2011, at Tulane. The first pick came from Dorian Hopkins on a huge turnover in the red zone. FIU had driven the ball down to the UTEP 12. However, Hopkins, who intercepted his first collegiate pass, returned it 84 yards. The turnover led to a Skyler Locklear three-yard touchdown rush to open the second quarter and give the Miners a 10-7 edge.

### SCORE BY QUARTERS

| TEAM | 1ST | 2ND | 3RD | 4TH | TOTAL |
|------|-----|-----|-----|-----|-------|
| FIU  | 7   | 7   | 7   | 0   | 21    |
| UTEP | 3   | 14  | 3   | 10  | 30    |

### QTR TIME SCORING PLAY

|     |       |  |
|-----|-------|--|
| 1st | 11:49 | FIU - Patterson 16-yard pass from Jenkins (Prado kick), 3-30, 01:18    |
|     | 10:31 | UTEP - Flabiano 27-yard FG, 5-65, 01:18                                |
| 2nd | 14:29 | UTEP - Locklear 3-yard rush (Flabiano kick), 2-10, 01:03               |
|     | 06:17 | FIU - Rivers 33-yard pass from Jones (Prado kick), 6-67, 02:46         |
|     | 00:25 | UTEP - Jackson 22-yard pass from Locklear (Flabiano kick), 4-42, 01:11 |
| 3rd | 10:00 | UTEP - Flabiano 44-yard FG, 5-22, 01:14                                |
|     | 00:38 | FIU - Owens 8-yard rush (Prado kick), 1-8, 00:05                       |
| 4th | 11:29 | UTEP - Jackson 1-yard rush (Flabiano kick), 10-76, 04:03               |
|     | 02:30 | UTEP - Flabiano 39-yard FG, 6-16, 02:26                                |

### TEAM STATISTICS

|                        | FIU     | UTEP    |
|------------------------|---------|---------|
| First Downs            | 14      | 20      |
| Rushing Attempts-Yards | 33-85   | 46-211  |
| Passing Yards          | 202     | 161     |
| Passes                 | 17-28-4 | 14-23-1 |
| Total Offense          | 287     | 372     |
| Punt Returns-Yards     | 1-2     | 2-6     |
| Kickoff Returns-Yards  | 2-80    | 3-65    |
| Punts-Average          | 6-40.7  | 6-29.0  |
| Fumbles-Lost           | 3-0     | 1-1     |
| Penalties-Yards        | 7-49    | 3-35    |
| Time of Possession     | 29:56   | 30:04   |



### UTEP Leaders

| Passing      | C-A-I   | YDS     | TD     | LG  |
|--------------|---------|---------|--------|-----|
| Locklear     | 14-23-1 | 161     | 1      | 62  |
| Rushing      | ATT.    | YDS     | TD     | LG  |
| Jackson      | 26      | 148     | 1      | 42  |
| Jolly        | 9       | 41      | 0      | 7   |
| Receiving    | Rec.    | YDS     | TD     | LG  |
| Odum         | 4       | 95      | 0      | 62  |
| Goodman      | 4       | 25      | 0      | 8   |
| Tackles      | U-A-T   | Sack-YD | TFL-YD | INT |
| Russell      | 4-5-9   | 1.0-5   | 1.5-6  | 1   |
| Westmoreland | 4-2-6   | 1.0-5   | 1.0-5  | 0   |

### FIU Leaders

| Passing   | C-A-I   | YDS     | TD     | LG |
|-----------|---------|---------|--------|----|
| Jones     | 6-11-1  | 92      | 1      | 33 |
| Rushing   | ATT.    | YDS     | TD     | LG |
| Owens     | 9       | 36      | 1      | 12 |
| Joseph    | 8       | 21      | 0      | 6  |
| Receiving | Rec.    | YDS     | TD     | LG |
| Burris    | 7       | 68      | 0      | 22 |
| Rivers    | 5       | 91      | 1      | 33 |
| Tackles   | U-A-T   | Sack-YD | TFL-YD | FF |
| Evans     | 8-11-19 | 0.0-0   | 1.0-3  | 1  |
| Barnes    | 2-13-15 | 0.0-0   | 1.5-4  | 0  |

## Game #8

|   |                           |           |
|---|---------------------------|-----------|
|  | <b>UTEP (1-7, 1-4)</b>    | <b>10</b> |
|  | <b>LA Tech (2-2, 3-4)</b> | <b>14</b> |

**Ruston, La. • Joe Aillet Stadium (15,168)**  
**Oct. 22, 2024**

The UTEP "Orange Swarm" defense allowed only seven yards rushing and under 300 yards of total offense for a second straight game, but LA Tech scored a go-ahead touchdown with just over six minutes remaining in the game to come out with a 14-10 victory on Oct. 22 in Joe Aillet Stadium.

The Miners (1-7, 1-4 Conference USA) rushed for 166 yards, led by Jevon Jackson's 112 yards on 22 carries (5.1 avg.) - his second straight 100-yard game. Jackson's 100-yard game was the third straight game in which a UTEP player hit the century mark in rushing, which hadn't happened since the 2014 season. Freshman JP Pickles rushed for 53 yards in his first collegiate game action. Pickles came into relief after starting quarterback Skyler Locklear was knocked out of the contest. UTEP was penalized two times, making it only eight penalties in its last four road games.

LA Tech (3-4, 2-2 CUSA) was held to 255 yards of total offense, but Evan Bullock threw for 248 yards on 22-of-30 passing and a touchdown. Amani Givens scored on a one-yard rush, followed by Buck Buchanan's PAT giving the Bulldogs a 14-10 advantage with 6:28 left in the game.

The seven yards allowed rushing by the Miner D was the lowest since yielding seven yards at ULM in 2020. UTEP allowed under 300 yards of total offense in two consecutive games for the first time since 2022 (299 at New Mexico, 177 versus Boise State). Maurice Westmoreland tallied a season-high 2.0 sacks. The senior has 4.5 sacks in the last four games. Kory Chapman, after missing a few games with an injury, led the defense with eight tackles while collecting a career-high 3.5 tackles and a sack. The Miners registered four sacks as freshman Kyran Duhon was in on the sack party. UTEP added nine tackles for loss.

### SCORE BY QUARTERS

| TEAM | 1ST | 2ND | 3RD | 4TH | TOTAL |
|------|-----|-----|-----|-----|-------|
| UTEP | 7   | 0   | 3   | 0   | 10    |
| LT   | 0   | 7   | 0   | 7   | 14    |

### QTR TIME SCORING PLAY

|     |       |   |
|-----|-------|---|
| 1st | 08:59 | UTEP - Thomas 47-yard pass from Locklear (Flabiano kick), 8-94, 03:02 |
| 2nd | 05:49 | LT - Lewis 48-yard pass from Bullock (Buchanan kick), 4-73, 01:58     |
| 3rd | 02:02 | UTEP - Flabiano 44-yard FG, 8-53, 03:43                               |
| 4th | 06:28 | LT - Givens 1-yard rush (Buchanan kick), 11-97, 05:27                 |

### TEAM STATISTICS

|                        | UTEP   | LT      |
|------------------------|--------|---------|
| First Downs            | 14     | 12      |
| Rushing Attempts-Yards | 47-166 | 30-7    |
| Passing Yards          | 85     | 248     |
| Passes                 | 9-16-0 | 22-31-0 |
| Total Offense          | 251    | 255     |
| Punt Returns-Yards     | 1-19   | 2-17    |
| Kickoff Returns-Yards  | 0-0    | 2-60    |
| Punts-Average          | 7-31.3 | 7-33.9  |
| Fumbles-Lost           | 1-0    | 0-0     |
| Penalties-Yards        | 2-8    | 5-50    |
| Time of Possession     | 28:48  | 31:12   |

### UTEP Leaders

| Passing   | C-A-I  | YDS     | TD     | LG  |
|-----------|--------|---------|--------|-----|
| Locklear  | 7-11-0 | 76      | 1      | 47  |
| Rushing   | ATT.   | YDS     | TD     | LG  |
| Jackson   | 22     | 112     | 0      | 22  |
| Pickles   | 12     | 53      | 0      | 12  |
| Receiving | Rec.   | YDS     | TD     | LG  |
| Thomas    | 5      | 67      | 1      | 47  |
| Goodman   | 2      | 13      | 0      | 11  |
| Tackles   | U-A-T  | Sack-YD | TFL-YD | INT |
| Chapman   | 4-4-8  | 1.0-5   | 3.5-11 | 0   |
| Allen     | 4-2-6  | 0.0-0   | 0.5-1  | 0   |

### LA Tech Leaders

| Passing   | C-A-I   | YDS     | TD     | LG  |
|-----------|---------|---------|--------|-----|
| Bullock   | 22-30-0 | 248     | 1      | 48  |
| Rushing   | ATT.    | YDS     | TD     | LG  |
| Holiday   | 6       | 18      | 0      | 8   |
| Givens    | 6       | 11      | 1      | 6   |
| Receiving | Rec.    | YDS     | TD     | LG  |
| Holiday   | 6       | 93      | 0      | 32  |
| Edwards   | 6       | 41      | 0      | 16  |
| Tackles   | U-A-T   | Sack-YD | TFL-YD | QBH |
| Foster    | 6-5-11  | 0.0-0   | 0.0-0  | 0   |
| Fields    | 4-7-11  | 0.0-0   | 0.0-0  | 2   |

# UTEP FOOTBALL 2024 RECAPS

## Game #9



**Middle Tennessee (3-6, 2-3) 20**  
**UTEP (1-8, 1-5) 13**

**El Paso, Texas • Sun Bowl Stadium (14,775)**  
**Nov. 2, 2024**

Buzz Flabiano gave UTEP (1-8, 1-5 Conference USA) a 13-10 lead on a 29-yard field goal early in the third quarter but Middle Tennessee (3-6, 2-3 CUSA) scored the last 10 points, including a touchdown with 1:53 to play to rally for its first road win of the season, 20-13, in Sun Bowl Stadium on Nov. 2.

After falling three points behind, MTSU's Zeke Rankin hit a 27-yard field goal late in the third quarter to tie the game at 13 apiece, and Nicholas Vattiato's one-yard rushing touchdown gave the Blue Raiders the go-ahead lead.

Middle Tennessee finished 3-for-13 on third-down conversions, but all three were converted on its game-winning drive. The Blue Raiders converted on a third-and-1, third-and-4, and third-and-9 on a scoring drive that went 47 yards on nine plays and took over five minutes off the clock.

The Miners forced a trio of Blue Raider turnovers as Vattiato threw two interceptions and Cam'ron Lacy fumbled the opening kickoff to open the second half. The Miners scored six points off turnovers. The first three points came off a Josiah Allen pick in the first quarter that resulted in a Flabiano 32-yard field goal to tie the game 3-3. Flabiano's 29-yarder came after Amier Boyd-Matthews tallied a forced fumble and fumble recovery to open the third quarter.

JP Pickles was the first UTEP true freshman quarterback to start under center since 2013 when Mack Leftwich did it in the last four games of the campaign. Pickles finished 18-of-33 for 145 yards and an interception while rushing for 77 yards on 19 carries. Jevon Jackson, who has averaged 130.0 yards rushing the last games, led the way with 83 yards on 21 carries.

Nate Dyman led the defense with a career-high 13 tackles, while Dorian Hopkins tallied 11 tackles. Hopkins added his first sack in a UTEP uniform and picked off his second pass of the season.

### SCORE BY QUARTERS

| TEAM | 1ST | 2ND | 3RD | 4TH | TOTAL |
|------|-----|-----|-----|-----|-------|
| MTSU | 3   | 7   | 3   | 7   | 20    |
| UTEP | 3   | 7   | 3   | 0   | 13    |

### QTR TIME SCORING PLAY

|     |       |   |
|-----|-------|---|
| 1st | 07:29 | MTSU - Rankin 21-yard FG, 7-34, 03:43                               |
|     | 02:23 | UTEP - Flabiano 32-yard FG, 7-40, 02:08                             |
| 2nd | 07:31 | UTEP - Pickles 17-yard rush (Flabiano kick), 4-51, 01:04            |
|     | 03:40 | MTSU - Butler 61-yard pass from Vattiato (Rankin kick), 1-61, 00:11 |
| 3rd | 13:34 | UTEP - Flabiano 29-yard FG, 4-4, 01:20                              |
|     | 02:41 | MTSU - Rankin 27-yard FG, 10-57, 04:38                              |
| 4th | 09:25 | MTSU - Vattiato 1-yard rush (Rankin kick), 9-47, 05:03              |

### TEAM STATISTICS

|                        | MTSU    | UTEP    |
|------------------------|---------|---------|
| First Downs            | 17      | 20      |
| Rushing Attempts-Yards | 28-94   | 42-160  |
| Passing Yards          | 239     | 145     |
| Passes                 | 21-35-2 | 18-34-1 |
| Total Offense          | 333     | 305     |
| Punt Returns-Yards     | 3-16    | 2-28    |
| Kickoff Returns-Yards  | 2-27    | 2-24    |
| Punts-Average          | 6-42.2  | 5-45.6  |
| Fumbles-Lost           | 2-1     | 0-0     |
| Penalties-Yards        | 8-70    | 5-52    |
| Time of Possession     | 31:32   | 28:28   |

| UTEP Leaders |         |         |        |     | MTSU Leaders |         |         |        |     |
|--------------|---------|---------|--------|-----|--------------|---------|---------|--------|-----|
| Passing      | C-A-I   | YDS     | TD     | LG  | Passing      | C-A-I   | YDS     | TD     | LG  |
| Pickles      | 18-33-1 | 145     | 0      | 22  | Vattiato     | 21-35-2 | 239     | 1      | 61  |
| Rushing      | ATT.    | YDS     | TD     | LG  | Rushing      | ATT.    | YDS     | TD     | LG  |
| Jackson      | 21      | 83      | 0      | 19  | Credle       | 10      | 40      | 0      | 18  |
| Pickles      | 19      | 77      | 0      | 17  | Middlebrook  | 7       | 33      | 0      | 24  |
| Receiving    | Rec.    | YDS     | TD     | LG  | Receiving    | Rec.    | YDS     | TD     | LG  |
| Jackson      | 5       | 33      | 0      | 13  | Butler       | 5       | 101     | 1      | 61  |
| Odom         | 4       | 19      | 0      | 7   | Middlebrook  | 5       | 34      | 0      | 16  |
| Tackles      | U-A-T   | Sack-YD | TFL-YD | INT | Tackles      | U-A-T   | Sack-YD | TFL-YD | PBU |
| Dyman        | 4-9-13  | 0.0-0   | 0.0-0  | 1   | Hughes       | 3-11-14 | 0.0-0   | 1.0-1  | 0   |
| Hopkins      | 4-7-11  | 1.0-1   | 2.0-7  | 0   | Davis        | 7-4-11  | 0.0-0   | 0.0-0  | 1   |