



UTEP MINERS FOOTBALL '24

FEARLESS, FAST, PHYSICAL

UTEP at NM State | 2:00 p.m. MST | Saturday, Nov. 30 | Aggie Memorial Stadium (28,853) | Las Cruces, N.M.

GAME 12 AT NM STATE /// 101ST BATTLE OF I-10

TUNE IN

TV: ESPN+
Adam Young (PxP)
Danny Knee (Analyst)



RADIO: 600 ESPN
Jon Teicher (PxP)
Cole Freytag (Analyst)
Mando Medina (Sideline)



COACHING STAFF

Scotty Walden, Head Coach
Jake Brown, Offensive Coord./Outside WRs*
J.J. Clark, Defensive Coord./Linebackers
Joe Papalardo, Wefense Coord./Miner Backs*
Ryan Stanchek, Co-Off. Coord./OL
Aaron Foster, CBs/Def. Pass Game Coord.
Chris Jones, DL/Def. Run Game Coord.
Seth McDonald, Bandits/Co-Wefense Coord.
Jourdan McNeill, RBs/Off. Run Game Coord.
Jajuan Dulaney, Tight Ends*
Kelvin Sigler, Co-Defensive Coord./Safeties*
Kyle Beyer, Lead Def. Analyst/Assistant LBs*
John Cotton, Lead Off. Analyst/Wefense Asst.
** Indicates in the booth*

TABLE OF CONTENTS

Media Information	2
Rosters	3-4
Depth Chart	5
Game Notes	6-11
Head Coach Scotty Walden	12-13
2024 Statistics	14-17
2024 Start Chart	18
Game-by-Game Stats	19-21
Single-Game Career Highs	22
Game Recaps	24

THE VENUE

Stadium: Aggie Memorial Stadium
Capacity: 28,853
Surface: Synthetic Turf

ATHLETIC COMMUNICATIONS

Drew Bonney (Primary)
Assistant AD/Communications
O: 915.747.7447
C: 915.309.4478
Email: arbonney@utep.edu

Mark Brunner (Secondary)
Associate Director/Communications
Email: mbrunner@utep.edu



UTEP Miners (2-9, 2-5 CUSA)

Head Coach: Scotty Walden (Sul Ross State, 2012)
Career Record: 36-29 (7th season)
Record at UTEP: 2-9 (1st season)
Home: 2-3 | **Road:** 0-6 | **Neutral:** 0-0 | **Streak:** L1



NM State Aggie (3-8, 2-5 CUSA)

Head Coach: Tony Sanchez (NM State, 1998)
Career Record: 23-48 (6th season)
Record at NMSU: 3-8 (1st season)
Home: 2-3 | **Road:** 1-5 | **Neutral:** 0-0 | **Streak:** W1

MINERS AT A GLANCE

UTEP CLOSING OUT '24 AT RIVAL NM STATE IN THE 101ST BATTLE OF I-10

The first year of the Scotty Walden era will conclude in the 101st Battle of I-10 as UTEP will square off against rival NM State on Saturday, Nov. 30, in a Conference USA contest. The Miners (2-9, 2-5 CUSA) and Aggies (3-8, 2-5 CUSA) are set for a 2 p.m. MST kick in Aggie Memorial Stadium. The contest will be streamed on ESPN+ and can be heard on "The Home of UTEP Football" 600 AM ESPN El Paso.

» FIRST TIME SINCE 1960

UTEP and NM State are closing out the season against each other for the first time since Nov. 23, 1960

» ODOM'S SEASON SO FAR

WR **Kenny Odom** leads UTEP in receptions (44), receiving yards (712), yard per catch (16.2) and receiving TDs (7).

» LIMITING PENALTIES

After averaging 7.8 penalties in the first five games, the Miners are averaging 3.5 in the last six games.

» SACK ATTACK

UTEP tallied three more sacks at no. 10/11 Tennessee.

» LEADER OF THE SACK

UTEP leads Conference USA and ranks tied for 35th nationally with 28 sacks in 2024.

» TFL LEADER

UTEP leads CUSA and ranks t-20th in FBS with 76 tackles for loss. Miners lead CUSA in TFLs/game (6.9) & TFL yards (257).

» CUSA LEADERS

Spur **Kory Chapman** leads CUSA in TFLs (11.5); Bandit **Maurice Westmoreland** is tied for first in sacks (5.5).

» MINER PICKS

UTEP has recorded 10 INTs in 2024, the most since 2014 (11 INTs); ranks t-second in CUSA, t-47th in FBS.

SERIES BREAKDOWN

SERIES INFORMATION

Overall: UTEP leads 59-39-2
in El Paso: UTEP leads 39-18-1
in Las Cruces: NMSU leads 21-20-1
Neutral: -
Postseason: -
Most UTEP Points: 92 (UTEP, 92-7, 1948)
Most NMSU Points: 64 (NMSU, 64-0, 1922)
Most Combined PTS: 99 (UTEP, 92-7, 1948)
Biggest UTEP Win: 84 (92-7, 1948)
Biggest NMSU Win: 64 (64-0, 1922)
First Meeting: NMSU won 19-0 in Las Cruces (10.24.1914)
Last Meeting: NMSU won 28-7 (10.18.2023)
Streak: NMSU, W1

CUSA STANDINGS

TEAM	CUSA	OVERALL	PF	PA
Jax State	7-0	8-3	408	305
Liberty	6-2	8-2	320	236
WKU	5-2	7-4	301	249
Sam Houston	5-2	8-3	258	222
LA Tech	3-4	4-7	233	246
NM State	2-5	3-8	224	393
Middle Tennessee	2-5	3-8	193	376
UTEP	2-5	2-9	192	353
FIU	2-5	3-8	281	285
Kennesaw State	2-5	2-9	198	341

2024 SCHEDULE & RESULTS



@Nebraska
Aug. 31
Lincoln, Neb.
FOX
L, 40-7



Southern Utah
Sept. 7
El Paso, Texas
ESPN+
L, 27-24 (OT)



@Liberty*
Sept. 14
Lynchburg, Va.
ESPN+
L, 28-10



@Colorado State
Sept. 21
Fort Collins, Colo.
truTV/Max
L, 27-17



Sam Houston*
Oct. 3
El Paso, Texas
CBSN
L, 41-21



@WKU*
Oct. 10
Bowling Green, Ky.
ESPN
L, 44-17



FIU*
Oct. 16
El Paso, Texas
CBSN
W, 30-21



@LA Tech*
Oct. 22
Ruston, La.
CBSN
L, 14-10



Middle Tennessee*
Nov. 2
El Paso, Texas
CBSN
L, 20-13



Kennesaw State*
Nov. 9
El Paso, Texas
ESPN+
W, 43-35 2OT



@10/11 Tennessee
Nov. 23
Knoxville, Tenn.
SECN+/ESPN+
L, 56-0



@NM State*
Nov. 30
Las Cruces, N.M.
ESPN+
2:00 PM MT

UTEP FOOTBALL WEEKLY SCHEDULE

25 MON	26 TUE	27 WED	28 THU	29 FRI	30 SAT	1 SUN
<p>Coach Walden Press Conference 1:00 p.m. MT LKD Downstairs</p>	<p>Practice (Sun Bowl) 9 a.m. (Players & Coach availability following practice)</p>	<p>Practice (Glory Field) 9 a.m. (Players & Coach availability following practice)</p>	No Availability	No Availability	<p>GAME DAY UTEP at NM STATE 2:00 PM MT Aggie Memorial Stadium</p> <p>POSTGAME Coach Walden and student-athletes will be available following the conclusion of the game.</p>	No Availability

MONDAY PRESS CONFERENCES

Head coach Scotty Walden will meet with the media at 1:00 p.m. MT every Monday prior to a game in the Hall of Champions at the Larry K. Durham Center. **Audio and a short transcription from the press conference will be emailed out to media on Monday afternoons.**

PRACTICE COVERAGE

In addition to Monday's press conference, UTEP student-athletes and coaches are available for interviews following practice on Tuesday, Wednesday and Thursday of game week. All interview requests must be directed to the UTEP Athletic Communications Office at least 24 hours in advance. **Please send all requests via email to arbonney@utep.edu.**

COACH/PLAYER AVAILABILITY

Members of the UTEP coaching staff are available during the designated days and times throughout the year. Select players are also available during the designated days and times.

SOCIAL MEDIA

UTEP fans can access the most in-depth information regarding all the University's programs through social media opportunities available online.

X - Members of the UTEP Athletic Communications department will be posting throughout the year with the latest news and in-game score updates. To follow them, simply find them on Twitter.

@UTEPFB - Direct reports from football practices, games and more.

MEDIA INFORMATION

COLLEGEPRESSBOX.COM

Collegepressbox is the official media website for Division I football. Access and download game notes, quotes, statistics, media guides, headshots, logos and more for all FBS schools, conferences, postseason games, awards and the College Football Playoff. For access, please register for an account at collegepressbox.com/register.

DAILY MEDIA AVAILABILITY

The following is a general weekly schedule of media availability for the UTEP football team. Members of the media are expected to adhere to these policies at all times. All interview requests should be made to UTEP Assistant Athletic Director/Communications Drew Bonney at least 24 hours in advance. All media availability times are subject to change. Please contact Drew Bonney for any changes in the schedule.

Monday: UTEP's weekly press conference starts with statements from head coach Scotty Walden beginning at approximately 1:00 p.m. MT on Mondays.

Tuesday-Wednesday: Practice will be held from 8:50-10:50 a.m. Coaches and players are available following the conclusion of practice.

Thursday-Friday: No availability.

Saturday: Postgame availability only. Head coach Scotty Walden and select student-athletes will be available for interviews following the conclusion of the game. The UTEP locker room, home or away, is **CLOSED** to the media at all times.

For games in El Paso, all UTEP postgame press conferences will be held after each game following a 10-minute cooling off period. No in-person interviews will be allowed on the field with players and/or coaches immediately following games. Coach Walden and select players will be available in the press conference following games.

CONFERENCE USA FOOTBALL COACHES' TRANSCRIPTS

Conference USA schools will submit transcripts of weekly press conferences each week to CollegePressBox.com.

INTERVIEW REQUESTS

All interview requests must be made at least 24 hours in advance and must be submitted to Drew Bonney at arbonney@utep.edu.

ALPHABETICAL ROSTER

NO.	NAME	POS	HT	WT	CL/EXP	HOMETOWN/PREVIOUS SCHOOL	NO.	NAME	POS	HT	WT	CL/EXP	HOMETOWN/PREVIOUS SCHOOL
22	Allen, Josiah	Spur	5-10	179	Sr./2L	Elk Grove, Calif./Sacramento City College	70	Matamoros, Luka	OL	6-5	275	Fr./HS	Pflugerville, Texas/Hendrickson HS
56	Aranda, Luis Carlos	OL	6-1	300	R-So./0L	El Paso, Texas/Franklin HS	55	McCarter, Allan	OL	6-4	270	Fr./HS	Manvel, Texas/Manvel HS
31	Baldwin, Elijah	DL	6-7	230	Fr./HS	San Antonio, Texas/John Jay HS	11	McConnell, Cade	QB	6-1	195	R-Jr./1L	Long Beach, Calif./Cerritos College
77	Barton, AJ	OL	6-5	280	R-Fr./RS	Garland, Texas/Lakeview Centennial HS	72	McDuffie III, Tyrone D.	OL	6-4	315	R-Fr./RS	El Paso, Texas/Parkland HS
63	Beltran, Rolando	OL	6-3	305	R-So./RS	El Paso, Texas/Eastlake HS/NMHU	27	McWhorter, Miles	WR	5-8	165	R-So./TR	El Paso, Texas/Franklin HS/NM State
40	Bibler, Chase	DL	6-4	270	Sr./1L	Fresno, Calif./Fresno City College	23	Meadows, Trace	LB	6-0	210	Fr./HS	College Station, Texas/A&M Consolidated
97	Bowman, Joe	K	6-0	185	R-Jr./TR	Carlsbad, Calif./SEMO	11	Moore, Oscar	S	6-1	208	Sr./1L	Fort Worth, Texas/Kilgore College
14	Boyd-Matthews, Amier	CB	6-1	180	R-So./1L	Tempe, Ariz./Mountain Pointe HS	12	Muhammad, A'tiq	CB	6-2	195	R-So./1L	Rockford, Ill./Guilford HS
29	Brown-Turner, Dylan	LB	6-1	210	R-Fr./TR	Dallas, Texas/Florida State	0	Nickelberry, Ashton	WR	5-10	181	R-Jr./TR	Brandon, Miss./Austin Peay
18	Burris III, John	CB	6-0	180	R-Jr./1L	Mesquite, Texas/Mesquite Horn HS	6	Odom, Kenny	WR	5-8	163	R-So./TR	Savannah, Ga./Austin Peay
75	Camacho Jr., Juan	OL	6-6	285	R-Jr./1L	El Paso, Texas/Bowie HS	1	Odums, AJ	CB	5-11	175	Sr./1L	Houston, Texas/New Mexico
18	Campbell, Rafeald	WR	5-11	175	Fr./HS	Arlington, Texas/Arlington Bowie HS	81	Phipps, Xavier	WR	6-5	205	Fr./HS	Houston, Texas/Dekaney HS
76	Carter, CK	OL	6-6	290	R-Jr./TR	Atlanta, Ga./Georgia Southern	19	Pickles, JP	QB	6-1	200	Fr./HS	Tallahassee, Fla./North Florida Christian HS
6	Chapman, Kory	Spur	5-10	190	Sr./TR	Hoover, Ala./Hoover HS/Austin Peay	59	Pitts III, Otis	OL	6-3	330	R-Sr./2L	Grand Prairie, Texas/Cisco College
90	Coker, Ashton	DT	6-2	290	Fr./HS	Katy, Texas/Katy Taylor HS	83	Pruitt, Kai	WR	6-0	180	Fr./HS	Colleyville, Texas/Colleyville Heritage HS
87	Collins, Martavious	TE	6-4	258	Fr./HS	Rome, Ga./South Pittsburg HS	10	Rapolla, Hunter	DL	6-3	251	Sr./TR	Temecula, Calif./New Mexico
27	Content, Justin	CB	6-1	185	Fr./HS	Hoschton, Ga./Mill Creek HS	46	Ray, Christian	DL	6-4	250	Jr./TR	Manteca, Calif./Modesto JC
23	Davis Jr., Wondame	WR	6-1	180	Fr./HS	Ennis, Texas/Ennis HS	8	Ray Jr., Michael	S	6-2	200	Jr./TR	Houston, Texas/Tyler JC
38	Diaz, Valentino	Bandit	6-2	245	R-So./RS	Boca Raton, Fla./Boca Raton HS	44	Rayam, Jalen	LB	6-0	225	Gr./TR	Alabaster, Ala./Middle Tennessee
33	Duhon, Kyran	DL	6-2	250	Fr./HS	Houston, Texas/Summer Creek HS	62	Riggs, Jake	OL	6-3	295	Fr./HS	Murfreesboro, Tenn./Oakland HS
5	Dunson, Tray	LB	6-2	221	Sr./TR	Franklin, Ga./Gardner-Webb	14	Rodriguez, Zach	QB	6-3	195	R-Jr./0L	El Paso, Texas/El Paso HS
28	Dye, Joshua	RB	5-11	202	R-Fr./RS	Gilbert, Ariz./Williams Field HS	26	Russell, Lantz	S	6-3	210	R-Jr./RS	Riverside, Calif./Mt. SAC
25	Dye, Josiah	S	6-1	185	R-Fr./HS	Gilbert, Ariz./Williams Field HS	24	Schuchts, Josh	WR	6-3	210	Fr./HS	Tallahassee, Fla./North Florida Christian HS
30	Dyman, Nate	LB	6-2	230	R-Jr./RS	Missouri City, Texas/Blinn College	38	Scruggs, Evan	K	6-1	170	Fr./HS	Orlando, Fla./Bishop Moore HS
25	Emory, Ashton	RB	5-11	195	Fr./HS	Dallas, Texas/Rockwall HS	88	Seib, Luke	WR	6-4	210	R-So./1L	Blue Springs, Mo./Blue Springs South HS
53	Escobar, Ivan	OL	6-2	305	R-Jr./1L	El Paso, Texas/NM State	9	Shelton, Jaylon	CB	6-2	190	R-Jr./TR	New London, Texas/Austin Peay
35	Essih, Zachary	TE	5-8	213	R-So./1L	Arlington, Texas/Mansfield Timberview HS	21	Shufelt, Stratton	LB	6-2	230	Fr./HS	Rio Rancho, N.M./Cleveland HS
17	Ezinwa, Judah	TE	6-3	240	R-So./RS	Fontana, Calif./Mt. SAC	50	Smith, Brennan	OL	6-3	305	R-Jr./TR	Pensacola, Fla./Austin Peay
36	Falbiano, Buzz	K/P	6-0	175	R-So./1L	Plano East, Texas/Plano East HS	3	Smith, Jaden	WR	5-10	195	Sr./TR	Atlanta, Ga./Eastern Kentucky
86	Flores, Lucas	WR	6-2	184	R-Jr./0L	El Paso, Texas/Ysleta HS	7	Smith, Shay	QB	6-2	215	Fr./HS	El Paso, Texas/Franklin HS
43	Garcia, Edgar	Bandit	6-1	215	Fr./HS	El Paso, Texas/El Paso HS	2	Smith, Xavier	S	6-0	195	R-So./TR	Atlanta, Ga./Austin Peay
2	Gardere, Javoni	WR	6-0	195	R-So./RS	Dublin, Calif./Diablo Valley College	16	Southern, Michael	QB	6-1	195	Fr./HS	El Paso, Texas/Austin Peay
1	Goodman, Trey	WR	5-11	175	Sr./TR	Atlanta, Ga./Austin Peay	48	Szczesniak, Alex	LB	6-2	220	So./TR	Orland Park, Ill./Iowa Western
32	Goree, Devin	DE	6-3	265	Sr./TR	Denton, Texas/Missouri State	50	Tafuna, Tevita	NT	6-1	277	R-Sr./2L	East Palo Alto, Calif./College of San Mateo
16	Green, Yessman	CB	6-2	180	Sr./TR	Mobile, Ala./Jax State	36	Taylor, Ekow	Bandit	6-5	220	Fr./HS	Keller, Texas/Fossil Ridge HS
24	Guerrero, Jaime	S	6-1	185	R-So./0L	El Paso, Texas/Eastlake HS	21	Taylor, Marquez	RB	5-11	171	R-Fr./TR	McKenzie, Tenn./Austin Peay
42	Hall, Jake	LB	6-2	230	Sr./1L	San Juan Capistrano, Calif./Orange Coast Coll.	35	Taylor-Barrocks, Kofi	Bandit	6-3	230	R-Fr./TR	London, England/Colorado
39	Hancock, Josh	LS	5-9	185	R-Jr./1L	Corpus Christi, Texas/Coastal Christian Homeschool	37	Tejada, Angelo	LS	5-11	240	Sr./4L	San Antonio, Texas/Converse Judson HS
20	Harrelson, Cam	S	6-0	165	Fr./HS	El Paso, Texas/Montwood HS	5	Thomas, Kam	MB	5-7	184	R-Jr./TR	Birmingham, Ala./Austin Peay
26	Harris, Caden	WR	5-10	170	R-Fr./RS	Round Rock, Texas/Stony Point HS	45	Thomas, Victor	LB	6-1	220	Fr./HS	Katy, Texas/Katy Paetow HS
74	Henry, Azizi	OL	6-4	310	R-Jr./1L	Wylie, Texas/Wylie HS	15	Thompson, Bryton	DE	6-1	250	R-Sr./1L	Houston, Texas/Blinn College
20	Herring, Cam	CB	6-1	165	Fr./HS	Memphis, Tenn./Collierville HS	58	Toney, Jaquan	OL	6-4	285	R-Jr./RS	Huntsville, Ala./NE Mississippi CC
41	Hopkins, Dorian	LB	6-0	226	Gr./TR	Memphis, Tenn./Tulsa	3	Tonga'uiaha, Sione	NT	6-0	295	Sr./4L	Tempe, Ariz./Tempe HS
19	Hullaby, Landon	S	6-0	205	R-So./TR	Mansfield, Texas/Texas Tech	80	Torres, Marcus	WR	5-10	175	Fr./HS	El Paso, Texas/Pebble Hills HS
10	Hurley, Kevin	WR	6-3	233	R-Sr./1L	Walnut, Miss./NE Mississippi CC	79	Utley, Jake	OL	6-6	315	R-Fr./RS	College Station, Texas/College Station HS
60	Immediato, Joseph	OL	6-4	318	R-Jr./2L	El Paso, Texas/Eastwood HS	98	Va'a, Logologo	DT	6-3	305	R-So./1L	Santa Barbara, Calif./Bishop Garcia HS
29	Jacklin, Adam	P	5-11	195	R-Fr./TR	Melbourne, Australia/North Texas	82	Vinson, Marcus	TE	6-4	255	Jr./1L	Duncanville, Texas/Kilgore College
4	Jackson, Jevon	RB	5-8	205	R-Jr./TR	Decatur, Ala./Austin Peay	92	Warren, Quinzavious	NT	6-2	315	R-Jr./TR	Canton, Miss./Jax State
93	Jaquez, Rafael	DL	6-2	270	Fr./HS	El Paso, Texas/Pebble Hills HS	30	Webb, Aiden	K	6-2	175	Fr./HS	Dallas, Texas/Woodrow Wilson HS
7	Johnson, KD	DL	6-1	275	Sr./1L	Houston, Texas/Kilgore College	0	Westmoreland, Maurice	Bandit	6-2	250	Sr./2L	Houston, Texas/Kilgore College
34	Johnson, Xavier	RB	5-11	205	R-Fr./RS	El Paso, Texas/Hanks HS	8	White, Emari	WR	6-0	185	R-Jr./1L	Antelope, Calif./Center/Sierra College
22	Jolly, Ezell	RB	6-1	175	R-Fr./RS	Missouri City, Texas/Ridge Point HS	52	Whitehead, RJ	OL	6-5	300	Jr./TR	Lambert, Miss./Tulane
28	Jones, Brandon	LB	5-11	180	Fr./HS	Dallas, Texas/South Oak Cliff HS	4	Williams, Dillion	Spur	5-11	188	R-Jr./TR	Nacogdoches, Texas/North Texas
17	Jones, Jaylin	Bandit	6-5	225	Fr./HS	Beaumont, Texas/West Brook HS	15	Wren, Corey	MB	5-10	195	Sr./TR	New Orleans, La./TCU
69	Lightfoot, Joey	NT	6-4	300	R-Fr./RS	College Station, Texas/A&M Consolidated	65	Wright, Isaiah	OL	6-3	305	Sr./TR	Columbia, S.C./Austin Peay
9	Locklear, Skyler	QB	5-11	195	R-So./TR	Clayton, N.C./Austin Peay	57	Wydra, Craig	OL	6-4	305	Fr./HS	El Paso, Texas/Andress HS
43	Lopez, Julian	TE	6-1	246	R-Sr./2L	El Paso, Texas/Chapin HS							

COACHING STAFF

Scotty Walden – Head Coach (1st Season)

Jake Brown – Offensive Coordinator/Outside WRs
 JJ. Clark – Defensive Coordinator/LBs
 Ryan Stanchek – Co-Offensive Coordinator/OL
 Aaron Foster – Cornerbacks/Defensive Pass Game Coordinator
 Chris Jones – Defensive Line/Defensive Run Game Coordinator
 Seth McDonald – Bandits/Co-Wefense Coor./Def. Recruiting Coor.
 Jourdan McNeill – Running Backs/Offensive Run Game Coor.
 Joe Pappalardo – Wefense Coor./Miner Backs/Inside WR/Pass Game Coor.
 Jajuan Dulaney – Tight Ends/Offensive Recruiting Coor.
 Kelvin Sigler – Co-Defensive Coor./Safeties
 Kyle Beyer – Lead Defensive Analyst/Assistant LBs
 John Cotton – Lead Offensive Analyst/Wefense Assistant
 Nate Mullen – Offensive Quality Control-Wide Receivers
 Miguel Avina – Graduate Assistant (QBs)
 Kade Glenn – Graduate Assistant (DBs)
 Jalen Spady – Graduate Assistant (OL)
 Addison Tucker – Graduate Assistant (DL)

PRONUNCIATIONS

LUIS Carlos ARANDA	Lou-ees CAR-los ARE-ran-duh	EKOW Taylor	ECHO
AMIER Boyd-Matthews	Ah-meer	KOFI Taylor-Barrocks	KO-FEE
Joe BOWMAN	BOWE-man	TEVITA TAFUNA	Tuh-VEE-tuh Tuh-Foo-nuh
RAFEALD Campbell	RAH-fay-eld	Angelo TEJADA	Tay-hah-duh
Justin CONTENT	CON-tent	SIONE TONGA-UIHA	See-on-ee Tonga-we-ha
WONDAME Davis Jr.	WAN-duh-me	LOGOLOGO VA'A	Logo-Logo Vah-AH
KYRAN Duhon	KY-ren	DILLION Williams	De-lee-on
JAVONI GARDERE	Ja-VONNY Gar-DEER	Craig WYDRA	WHY-druh
YESSMAN Green	YEZZ-men		
AZIZI Henry	Ah-zee-zee		
Landon HULLABY	Huh-LAH-bee		
Joseph IMMEDIATO	E-me-d-auto		
JEVON Jackson	JEH-von		
Luka MATAMOROS	MAH-tah-MORE-os		
A'TIQ Muhammad	Ah-Teek		
Hunter RAPOLLA	Ruh-Pole-luh		
Jalen RAYAM	Ray-UM		

NUMERICAL ROSTER

NO.	NAME	POS	HT	WT	CL/EXP	HOMETOWN/PREVIOUS SCHOOL	NO.	NAME	POS	HT	WT	CL/EXP	HOMETOWN/PREVIOUS SCHOOL
0	Nickelberry, Ashton	WR	5-10	181	R-Jr./TR	Brandon, Miss./Austin Peay	30	Webb, Aiden	K	6-2	175	Fr./HS	Dallas, Texas/Woodrow Wilson HS
0	Westmoreland, Maurice	Bandit	6-2	250	Sr./2L	Houston, Texas/Kilgore College	31	Baldwin, Elijah	DL	6-7	230	Fr./HS	San Antonio, Texas/John Jay HS
1	Goodman, Trey	WR	5-11	175	Sr./TR	Atlanta, Ga./Austin Peay	32	Goree, Devin	DE	6-3	265	Sr./TR	Denton, Texas/Missouri State
1	Odums, AJ	CB	5-11	175	Sr./1L	Houston, Texas/New Mexico	33	Duhon, Kyran	DL	6-2	250	Fr./HS	Houston, Texas/Summer Creek HS
2	Gardere, Javoni	WR	6-0	195	R-So./RS	Dublin, Calif./Diablo Valley College	34	Harrelson, Cam	S	6-0	165	Fr./HS	El Paso, Texas/Montwood HS
2	Smith, Xavier	S	6-0	195	R-So./TR	Atlanta, Ga./Austin Peay	34	Johnson, Xavier	RB	5-11	205	R-Fr./RS	El Paso, Texas/Hanks HS
3	Smith, Jaden	WR	5-10	195	Sr./TR	Atlanta, Ga./Eastern Kentucky	35	Essih, Zachary	TE	5-8	213	R-So./1L	Arlington, Texas/Mansfield Timberview HS
3	Tonga'uia, Sione	NT	6-0	305	Sr./4L	Tempe, Ariz./Tempe HS	35	Taylor-Barrocks, Kofi	Bandit	6-3	230	R-Fr./TR	London, England/Colorado
4	Jackson, Jevon	RB	5-8	205	R-Jr./TR	Decatur, Ala./Austin Peay	36	Flabiano, Buzz	K/P	6-0	175	R-So./1L	Plano East, Texas/Plano East HS
4	Williams, Dillion	Spur	5-11	188	R-Jr./TR	Nacogdoches, Texas/North Texas	36	Taylor, Ekow	Bandit	6-5	220	Fr./HS	Keller, Texas/Fossil Ridge HS
5	Dunson, Tray	LB	6-2	221	Sr./TR	Franklin, Ga./Gardner-Webb	37	Tejada, Angelo	LS	5-11	240	Sr./4L	San Antonio, Texas/Converse Judson HS
5	Thomas, Kam	MB	5-7	184	R-Jr./TR	Birmingham, Ala./Austin Peay	37	Diaz, Valentino	Bandit	6-2	245	R-So./RS	Boca Raton, Fla./Boca Raton HS
6	Chapman, Kory	Spur	5-10	190	Sr./TR	Hoover, Ala./Hoover HS/Austin Peay	38	Scruggs, Evan	K	6-1	170	Fr./HS	Orlando, Fla./Bishop Moore HS
6	Odum, Kenny	WR	5-8	163	R-So./TR	Savannah, Ga./Austin Peay	39	Hancock, Josh	LS	5-9	185	R-Jr./1L	Corpus Christi, Texas/Coastal Christian Homeschool
7	Johnson, KD	DL	6-1	275	Sr./1L	Houston, Texas/Kilgore College	40	Bibler, Chase	DL	6-4	270	Sr./1L	Fresno, Calif./Fresno City College
7	Smith, Shay	QB	6-2	215	Fr./HS	El Paso, Texas/Franklin HS	41	Hopkins, Dorian	LB	6-0	226	Gr./TR	Memphis, Tenn./Tulsa
8	Ray Jr., Michael	S	6-2	200	Jr./TR	Houston, Texas/Tyler JC	42	Hall, Jake	LB	6-2	230	Sr./1L	San Juan Capistrano, Calif./Orange Coast Coll.
8	White, Emari	WR	6-0	185	R-Jr./1L	Antelope, Calif./Center/Sierra College	43	Garcia, Edgar	Bandit	6-1	215	Fr./HS	El Paso, Texas/El Paso HS
9	Locklear, Skyler	QB	5-11	195	R-So./TR	Clayton, N.C./Austin Peay	43	Lopez, Julian	TE	6-1	246	R-Sr./2L	El Paso, Texas/Chapin HS
9	Shelton, Jaylon	CB	6-2	190	R-Jr./TR	New London, Texas/Texas State	44	Rayam, Jalen	LB	6-0	225	Gr./TR	Alabaster, Ala./Middle Tennessee
10	Hurley, Kevin	WR	6-3	233	R-Sr./1L	Walnut, Miss./NE Mississippi CC	45	Thomas, Victor	LB	6-1	220	Fr./HS	Katy, Texas/Katy Paetow HS
10	Rapolla, Hunter	DL	6-3	251	Sr./TR	Temecula, Calif./New Mexico	46	Ray, Christian	DL	6-4	250	Jr./TR	Manteca, Calif./Modesto JC
11	McConnell, Cade	QB	6-1	195	R-Jr./1L	Long Beach, Calif./Cerritos College	48	Szczesniak, Alex	LB	6-2	220	So./TR	Orland Park, Ill./Iowa Western
11	Moore, Oscar	S	6-1	208	Sr./1L	Fort Worth, Texas/Kilgore College	50	Smith, Brennan	OL	6-3	305	R-Jr./TR	Pensacola, Fla./Austin Peay
12	Muhammad, Atiq	CB	6-2	195	R-So./1L	Rockford, Ill./Guilford HS	50	Tafuna, Tevita	NT	6-1	285	R-Sr./2L	East Palo Alto, Calif./College of San Mateo
14	Boyd-Matthews, Amier	CB	6-1	180	R-So./1L	Tempe, Ariz./Mountain Pointe HS	52	Whitehead, RJ	OL	6-5	300	Jr./TR	Lambert, Miss./Tulane
14	Rodriguez, Zach	QB	6-3	195	R-Jr./OL	El Paso, Texas/El Paso HS	53	Escobar, Ivan	OL	6-2	305	R-Jr./1L	El Paso, Texas/NM State
15	Thompson, Bryton	DE	6-1	250	R-Sr./1L	Houston, Texas/Blinn College	55	McCarter, Allan	OL	6-4	270	Fr./HS	Manvel, Texas/Manvel HS
15	Wren, Corey	MB	5-10	195	R-So./TR	New Orleans, La./TCU	56	Aranda, Luis Carlos	OL	6-1	300	R-So./OL	El Paso, Texas/Franklin HS
16	Green, Yessman	CB	6-2	180	Sr./TR	Mobile, Ala./Jax State	57	Wydra, Craig	OL	6-4	305	Fr./HS	El Paso, Texas/Andress HS
16	Southern, Michael	QB	6-1	195	Fr./HS	El Paso, Texas/Montwood HS	58	Toney, Jaquan	OL	6-4	285	R-Jr./RS	Huntsville, Ala./NE Mississippi CC
17	Ezinwa, Judah	TE	6-3	240	R-So./RS	Fontana, Calif./Mt. SAC	59	Pitts III, Otis	OL	6-3	330	R-Sr./2L	Grand Prairie, Texas/Cisco College
17	Jones, Jaylin	Bandit	6-5	225	Fr./HS	Beaumont, Texas/West Brook HS	60	Immediato, Joseph	OL	6-4	318	R-Jr./2L	El Paso, Texas/Eastwood HS
18	Burris III, John	CB	6-0	180	R-Jr./1L	Mesquite, Texas/Mesquite Horn HS	62	Riggs, Jake	OL	6-3	295	Fr./HS	Murfreesboro, Tenn./Oakland HS
18	Campbell, Rafeald	WR	5-11	175	Fr./HS	Arlington, Texas/Arlington Bowie HS	63	Beltran, Rolando	OL	6-3	305	R-So./RS	El Paso, Texas/Eastlake HS/NMHU
19	Hullaby, Landon	S	6-0	205	R-So./TR	Mansfield, Texas/Texas Tech	65	Wright, Isaiah	OL	6-3	305	Sr./TR	Columbia, S.C./Austin Peay
19	Pickles, JP	QB	6-1	200	Fr./HS	Tallahassee, Fla./North Florida Christian HS	69	Lightfoot, Joey	NT	6-4	300	R-Fr./RS	College Station, Texas/A&M Consolidated
20	Herring, Cam	CB	6-1	165	Fr./HS	Memphis, Tenn./Collierville HS	70	Matamoros, Luka	OL	6-5	275	Fr./HS	Pflugerville, Texas/Hendrickson HS
21	Shufelt, Stratton	LB	6-2	230	Fr./HS	Rio Rancho, N.M./Cleveland HS	72	McDuffie III, Tyrone D.	OL	6-4	315	R-Fr./RS	El Paso, Texas/Parkland HS
21	Taylor, Marquez	RB	5-11	171	R-Fr./TR	McKenzie, Tenn./Austin Peay	74	Henry, Azizi	OL	6-4	310	R-Jr./1L	Wylie, Texas/Wylie HS
22	Allen, Josiah	Spur	5-10	179	Sr./2L	Elk Grove, Calif./Sacramento City College	75	Camacho Jr., Juan	OL	6-6	285	R-Jr./1L	El Paso, Texas/Bowie HS
22	Jolly, Ezell	RB	6-1	175	R-Fr./RS	Missouri City, Texas/Ridge Point HS	76	Carter, CK	OL	6-6	290	R-Jr./TR	Atlanta, Ga./Georgia Southern
23	Davis Jr., Wondame	WR	6-1	180	Fr./HS	Ennis, Texas/Ennis HS	77	Barton, AJ	OL	6-5	280	R-Fr./RS	Garland, Texas/Lakeview Centennial HS
23	Meadows, Trace	LB	6-0	210	Fr./HS	College Station, Texas/A&M Consolidated	79	Utley, Jake	OL	6-6	315	R-Fr./RS	College Station, Texas/College Station HS
24	Guerrero, Jaime	S	6-1	185	R-So./OL	El Paso, Texas/Eastlake HS	80	Torres, Marcus	WR	5-10	175	Fr./HS	El Paso, Texas/Pebble Hills HS
24	Schuchts, Josh	WR	6-3	210	Fr./HS	Tallahassee, Fla./North Florida Christian HS	81	Phipps, Xavier	WR	6-5	205	Fr./HS	Houston, Texas/Dekaney HS
25	Dye, Josiah	S	6-1	185	R-Fr./HS	Gilbert, Ariz./Williams Field HS	82	Vinson, Marcus	TE	6-4	255	Jr./1L	Duncanville, Texas/Kilgore College
25	Emory, Ashton	RB	5-11	195	Fr./HS	Dallas, Texas/Rockwall HS	83	Pruitt, Kai	WR	6-0	180	Fr./HS	Colleyville, Texas/Colleyville Heritage HS
26	Harris, Caden	WR	5-10	170	R-Fr./RS	Round Rock, Texas/Stony Point HS	86	Flores, Lucas	WR	6-2	184	R-Jr./OL	El Paso, Texas/Ysleta HS
26	Russell, Lantz	S	6-3	210	R-Jr./RS	Riverside, Calif./Mt. SAC	87	Collins, Martavious	TE	6-4	258	Fr./HS	Rome, Ga./South Pittsburg HS
27	Content, Justin	CB	6-1	185	Fr./HS	Hoschton, Ga./Mill Creek HS	88	Seib, Luke	WR	6-4	210	R-So./1L	Blue Springs, Mo./Blue Springs South HS
27	McWhorter, Miles	WR	5-8	165	R-So./TR	El Paso, Texas/Franklin HS/NM State	90	Coker, Ashton	DT	6-2	290	Fr./HS	Katy, Texas/Katy Taylor HS
28	Dye, Joshua	RB	5-11	202	R-Fr./RS	Gilbert, Ariz./Williams Field HS	92	Warren, Quinzavious	NT	6-2	315	R-Jr./TR	Canton, Miss./Jax State
28	Jones, Brandon	LB	5-11	180	Fr./HS	Dallas, Texas/South Oak Cliff HS	93	Jaquez, Rafael	DL	6-2	270	Fr./HS	El Paso, Texas/Pebble Hills HS
29	Brown-Turner, Dylan	LB	6-1	210	R-Fr./TR	Dallas, Texas/Florida State	97	Bobman, Joe	K	6-0	185	R-Jr./TR	Carlsbad, Calif./SEMO
29	Jacklin, Adam	P	5-11	195	R-Fr./TR	Melbourne, Australia/North Texas	98	Va'a, Logologo	DT	6-3	305	R-So./1L	Santa Barbara, Calif./Bishop Garcia HS
30	Dyman, Nate	LB	6-2	230	R-Jr./RS	Missouri City, Texas/Blinn College							

COACHING STAFF

Scotty Walden – Head Coach (1st Season)
 Jake Brown – Offensive Coordinator/Outside WRs
 JJ. Clark – Defensive Coordinator/LBs
 Ryan Stancheck – Co-Offensive Coordinator/OL
 Aaron Foster – Cornerbacks/Defensive Pass Game Coordinator
 Chris Jones – Defensive Line/Defensive Run Game Coordinator
 Seth McDonald – Bandits/Co-Wefense Coord./Def. Recruiting Coord.
 Jourdan McNeill – Running Backs/Offensive Run Game Coord.
 Joe Pappalardo – Wefense Coord./Miner Backs/Inside WR/Pass Game Coord.
 Jajuan Dulaney – Tight Ends/Offensive Recruiting Coord.
 Kelvin Sigler – Co-Defensive Coord./Safeties
 Kyle Beyer – Lead Defensive Analyst/Assistant LBs
 John Cotton – Lead Offensive Analyst/Wefense Assistant
 Nate Mullen – Offensive Quality Control-Wide Receivers
 Miguel Avina – Graduate Assistant (QBs)
 Kade Glenn – Graduate Assistant (DBs)
 Jalen Spady – Graduate Assistant (OL)
 Addison Tucker – Graduate Assistant (DL)

PRONUNCIATIONS

LUIS Carlos ARANDA	Lou-ees CAR-los ARE-ran-duh	EKOW Taylor	ECHO
AMIER Boyd-Matthews	Ah-meer	KOFI Taylor-Barrocks	KO-FEE
Joe BOWMAN	BOWE-man	TEVITA TAFUNA	Tuh-VEE-tuh Tuh-Foo-nuh
RAFEALD Campbell	RAH-fay-eld	Angelo TEJADA	Tay-hah-duh
Justin CONTENT	CON-tent	SIONE TONGA-UIHA	See-on-ee Tonga-we-ha
WONDAME Davis Jr.	WAN-duh-me	LOGOLOGO VA'A	Logo-Logo Vah-AH
KYRAN Duhon	KY-ren	DILLION Williams	De-lee-on
JAVONI GARDERE	Ja-VONNY Gar-DEER	Craig WYDRA	WHY-druh
YESSMAN Green	YEZZ-men		
AZIZI Henry	Ah-zee-zee		
Landon HULLABY	Huh-LAH-bee		
Joseph IMMEDIATO	E-me-d-auto		
JEVON Jackson	JEH-von		
Luka MATAMOROS	MAH-tah-MORE-os		
ATIQU Muhammad	Ah-Teek		
Hunter RAPOLLA	Ruh-Pole-luh		
Jalen RAYAM	Ray-UM		

UTEP DEPTH CHART

GAME: 11 (at NM State)

BLUE BLAZE OFFENSE

LT	65	Isaiah Wright	6-3	305	Sr.	TR	Columbia, S.C.	(Austin Peay)	10 Career Starts (11 app.)
	77	AJ Barton	6-5	280	R-Fr.	RS	Garland, Texas	(Lakeview Centennial HS)	0 Career Starts (0 app.)
LG	50	Brennan Smith	6-3	305	R-Jr.	TR	East Palo Alto, Calif.	(Austin Peay)	10 Career Starts (11 app.)
	60	Joseph Immediato	6-4	318	R-Jr.	2L	El Paso, Texas	(Eastwood HS)	2 Career Starts (26 app.)
C	53	Ivan Escobar	6-2	305	R-Jr.	1L	El Paso, Texas	(NM State)	10 Career Starts (21 app.)
	62	Jake Riggs	6-3	295	Fr.	HS	Murfreesboro, Tenn.	(Oakland HS)	0 Career Starts (0 app.)
RG	59	Otis Pitts III	6-3	330	R-Sr.	2L	Grand Prairie, Texas	(Cisco College)	13 Career Starts (30 app.)
	72	Tyrone D. McDuffie III	6-4	315	R-Fr.	RS	El Paso, Texas	(Parkland HS)	1 Career Starts (2 app.)
RT	74	Azizi Henry	6-4	310	R-Jr.	1L	Wylie, Texas	(Wylie HS)	6 Career Starts (17 app.)
	58	Jaquan Toney	6-4	285	R-Jr.	RS	Huntsville, Ala.	(NE Mississippi CC)	5 Career Starts (10 app.)
TE	82	Marcus Vinson	6-4	255	Jr.	1L	Duncanville, Texas	(Kilgore College)	10 Career Starts (23 app.)
	17	Judah Ezinwa	6-3	240	R-So.	RS	Fontana, Calif.	(Mt. SAC)	1 Career Starts (10 app.)
WR^(X)	8	Emari White	6-0	185	R-Jr.	1L	Antelope, Calif.	(Sierra College)	5 Career Starts (22 app.)
	26	Caden Harris	5-10	170	R-Fr.	1L	Round Rock, Texas	(Stony Point HS)	0 Career Starts (3 app.)
WR^(S)	6	Kenny Odom	5-8	163	R-So.	TR	Savannah, Ga.	(Austin Peay)	9 Career Starts (11 app.)
	0	Ashton Nickelberry	5-10	181	R-Jr.	TR	Brandon, Miss.	(Austin Peay)	1 Career Starts (9 app.)
WR⁽²⁾	1	Trey Goodman	5-11	175	Sr.	TR	Atlanta, Ga.	(Austin Peay)	10 Career Starts (11 app.)
	2	Javoni Gardere	6-0	195	R-So.	RS	Dublin, Calif.	(Diablo Valley College)	0 Career Starts (13 app.)
MB^(T)	5	Kam Thomas	5-7	184	R-Jr.	TR	Birmingham, Ala.	(Austin Peay)	8 Career Starts (8 app.)
	15	Corey Wren	5-10	195	Sr.	TR	New Orleans, La.	(TCU)	0 Career Starts (6 app.)
RB	4	Jevon Jackson	5-8	205	R-Jr.	TR	Decatur, Ala.	(Austin Peay)	8 Career Starts (11 app.)
	22	Ezell Jolly	6-1	175	R-Fr.	RS	Missouri City, Texas	(Ridge Point HS)	1 Career Starts (10 app.)
QB	9	Skyler Locklear	5-11	195	R-So.	TR	Clayton, N.C.	(Austin Peay)	8 Career Starts (9 app.)
	7	Shay Smith	6-2	215	Fr.	HS	El Paso, Texas	(Franklin HS)	0 Career Starts (4 app.)
-or-	19	JP Pickles	6-1	200	Fr.	HS	Tallahassee, Fla.	(North Florida Christian HS)	1 Career Starts (3 app.)

ORANGE SWARM DEFENSE

DE	0	Maurice Westmoreland	6-2	250	Sr.	2L	Houston, Texas	(Kilgore College)	23 Career Starts (35 app.)
	17	Jaylin Jones	6-5	225	Fr.	HS	Beaumont, Texas	(West Brook HS)	0 Career Starts (10 app.)
DT	7	KD Johnson	6-1	275	Sr.	1L	Houston, Texas	(Kilgore College)	11 Career Starts (23 app.)
	50	Tevita Tafuna	6-1	285	R-Sr.	3L	East Palo Alto, Calif.	(College of San Mateo)	5 Career Starts (37 app.)
NT	3	Sione Tonga'uuiha	6-0	295	Sr.	4L	Tempe, Ariz.	(Tempe HS)	13 Career Starts (52 app.)
	90	Ashton Coker	6-2	290	Fr.	HS	Kay, Texas	(Katy Taylor HS)	3 Career Starts (10 app.)
DE	15	Bryton Thompson	6-1	250	R-Sr.	1L	Houston, Texas	(Blinn College)	6 Career Starts (26 app.)
	33	Kyran Duhon	6-2	250	Fr.	HS	Houston, Texas	(Summer Creek HS)	4 Career Starts (11 app.)
Mike	41	Dorian Hopkins	6-0	226	Gr.	TR	Memphis, Tenn.	(Tulsa)	8 Career Starts (10 app.)
	21	Stratton Shufelt	6-2	230	Fr.	HS	Rio Rancho, N.M.	(Cleveland HS)	1 Career Starts (10 app.)
SAM	30	Nate Dyman	6-2	230	R-Jr.	RS	Missouri City, Texas	(Blinn College)	10 Career Starts (15 app.)
	5	Tray Dunson	6-2	221	Sr.	TR	Franklin, Ga.	(Gardner-Webb)	1 Career Starts (9 app.)
Spur	26	Lantz Russell	6-3	210	R-Jr.	RS	Riverside, Calif.	(Mt. SAC)	5 Career Start (15 app.)
-or-	6	Kory Chapman	5-10	190	Sr.	TR	Hoover, Ala.	(Austin Peay)	8 Career Start (9 app.)
CB	22	Josiah Allen	5-10	179	Sr.	2L	Elk Grove, Calif.	(Sacramento City College)	23 Career Starts (34 app.)
	9	Jaylon Shelton	6-2	190	R-Jr.	TR	New London, Texas	(Texas State)	3 Career Starts (10 app.)
FS	11	Oscar Moore	6-1	208	Sr.	1L	Fort Worth, Texas	(Kilgore College)	14 Career Starts (22 app.)
	19	Landon Hullaby	6-0	205	R-So.	TR	Mansfield, Texas	(Texas Tech)	0 Career Starts (9 app.)
SS	2	Xavier Smith	5-10	179	Jr.	1L	Elk Grove, Calif.	(Sacramento City College)	9 Career Starts (11 app.)
	4	Dillion Williams	5-11	188	R-Jr.	TR	Nacogdoches, Texas	(North Texas)	2 Career Starts (11 app.)
CB	14	Amier Boyd-Matthews	6-1	180	R-So.	1L	Maricopa, Ariz.	(Maricopa HS)	8 Career Starts (25 app.)
	27	Justin Content	6-1	185	Fr.	HS	Hoschon, Ga.	(Mill Creek HS)	3 Career Starts (8 app.)

WEFENSE UNIT

K	36	Buzz Flabiano	6-0	175	R-So.	1L	Plano East, Texas	(Plano East HS)	23 Career Appearances
	97	Joe Bowman	6-0	185	R-Jr.	TR	Carlsbad, Calif.	(SEMO)	7 Career Appearances
P	29	Adam Jacklin	5-11	195	R-Fr.	TR	Melbourne, Australia	(North Texas)	11 Career Appearances
	97	Joe Bowman	6-0	185	R-Jr.	TR	Carlsbad, Calif.	(SEMO)	7 Career Appearances
LS	37	Angelo Tejada	5-11	240	Sr.	4L	San Antonio, Texas	(Converse Judson HS)	54 Career Appearances
	39	Josh Hancock	5-9	185	R-Jr.	1L	Corpus Christie, Texas	(Coastal Christian Home School)	13 Career Appearances
H	37	Angelo Tejada	5-11	240	Sr.	4L	San Antonio, Texas	(Converse Judson HS)	54 Career Appearances
KOR	15	Corey Wren	5-10	195	Sr.	TR	New Orleans, La.	(TCU)	6 Career Appearances
	6	Kenny Odom	5-8	163	R-So.	TR	Savannah, Ga.	(Austin Peay)	10 Career Appearances
PR	5	Kam Thomas	5-7	184	R-Jr.	TR	Birmingham, Ala.	(Austin Peay)	8 Career Appearances

MINER NOTABLES

WHERE TO WATCH & LISTEN

The Miners and Aggies will be streamed on ESPN+. The action returns to the "Home of UTEP Football" 600 AM ESPN El Paso with **"The Voice of the UTEP Miners" Jon Teicher** calling play-by-play in his 44th season. Teich, who called his 500th game last season on Oct. 11, is joined by former UTEP WR **Cole Freytag** (2012, 2014-16) in the booth providing analysis in his third season. El Paso native and long-running member of the local media **Mando Medina** will be reporting from the sidelines. The contest can also be heard on the UTEP Miners app.

SERIES VS. NM STATE

UTEP leads the all-time rivalry 59-39-2. The Aggies lead the Miners 21-20-1 all-time in Las Cruces. Last season, the UTEP and NM State were tied at seven at the half, but the Aggies outscored the Miners 21-0 in the second half led by a pair of Diego Pavia touchdown passes and TD rush. Pavia opened the scoring with a 10-yard touchdown to take a 7-0 with just over a minute in the first quarter. UTEP tied the game on a QB **Kevin Hurley** one-yard touchdown rush at the 12:26 mark of the second. In 2022, after taking a double-digit lead into halftime, UTEP won 20-13 in Sun Bowl Stadium on Sept. 10, 2022, to extend the win streak to two games. The Orange and Blue beat NM State 30-3 in Aggie Memorial to open the 2021 campaign. The Aggies had previously won three in a row, defeating the Miners 44-35 (2019 in LC), 27-20 (2018 in EP) and 41-14 (2017 in LC). Prior to that stint, UTEP won eight consecutive games from 2009 to 2016. The 2015 matchup was one of the more exciting of the 100-year rivalry as the Miners rallied to a 50-47 OT victory in Aggie Memorial Stadium. It was the first overtime game in the history of the rivalry. UTEP trailed 30-16 and 44-30 with a little over four minutes remaining in regulation. QB **Ryan Metz** orchestrated a three-play, 75-yard drive, capped by a 48-yard TD pass to fellow El Pasoan WR **Cole Freytag**. He then led UTEP on an eight-play, 98-yard march, taking it into the end zone himself with an eight-yard scamper. Aggie K Sy Slater hit a 44-yard FG to open the extra period, but Metz capped the game with a six-yard touchdown pass TE **Cedrick Lang**. The eight-game winning streak by the Miners is the longest of the series. The two programs first met on Oct. 24, 1914, in Las Cruces, with the Aggies coming out on top 19-0. NMSU won the 1915 meeting 30-0, while the Miners' first victory was a 7-6 outcome in 1916. The Aggies' longest win streak of the series was five games from 1920 to 1924 before tying 6-6 in 1925. The Miners won 92-7 in 1948 (most points by UTEP in the series), while the Aggies' top score was 64 during a shutout in 1922.

ABOUT NM STATE

Then-no. 7 Tennessee (8-2, 5-2 SEC) dropped its last game to no. 12 Georgia, 31-17, on Nov. 16 in Athens. The Volunteers were shutout in the second half 14-0 after being tied 17 apiece with the Bulldogs at the half. Dylan Sampson's 21st rushing touchdown of the season gave UT a 17-14 edge with 1:54 left in the first half. Tennessee, which boasts one of the top defenses in the nation, allowed 31 points and 453 yards of total offense. Sampson finished with 101 yards on 19 carries (5.3). Will Brooks led the defense with seven tackles, all solo stops while adding a breakup. Overall, Sampson ranks first in the SEC and second in FBS with 21 rushing touchdowns. Sampson's 1,230 yards rank first in the SEC and sixth in FBS. Sampson averages 123.0 rushing yards per game. Sampson's 12.6 points per game ranks first in the SEC and fourth in FBS. Nico Iamaleava has thrown for 2,046 yards on 164-of-254 passing. He's tossed 11 TDs and four INTs. Bru McCoy and Squirrel White each lead the Vols with 31 receptions, while Don'te Thornton Jr. leads with 505 receiving yards and four receiving TDs. Arion Carter leads the D with 54 tackles, while Brooks ranks second with 48. Brooks leads the team with three INTs. Overall, Tennessee's defense ranks ninth in total defense (289.7), eighth in scoring defense (14.4), seventh in rushing defense (100.6) and 16th in first-down defense (171).

FIRST TIME SINCE 1960

The Miners and Aggies are battling each other in the last game of the season for the first time since 1960. UTEP lost at no. 15 NM State, 27-15, on Nov. 23, 1960. It's the latest since Nov. 23, 2019, that the two rivals are meeting - the Aggies defeated UTEP 44-35 in the second to last game of the campaign.

NOT SEEING A LOT OF YELLOW

The Miners endured early-season problems with penalties—nine at Nebraska, 14 versus SUU, and 12 versus Sam Houston. UTEP averaged 7.8 penalties in the first five games of the season. Since then, the Miners have averaged 3.5 in the last six games. UTEP drew four penalties on Nov. 9 against Kennesaw. At one point, UTEP was penalized only seven times during a three-game span (at WKU, vs. FIU, at LA Tech).

ODOM CATHING ON

WR **Kenny Odom** tied his career best with eight receptions at no. 10/11 Tennessee. He tallied 70 yards against the Vols and added a long catch of 34 yards. Odom leads UTEP in receptions (44), receiving yards (712), yard per catch (16.2) and touchdown receptions (seven).

MORE ON KENNY'S RANKINGS

In CUSA, **Kenny Odom** ranks sixth in receiving yards (712), seventh in receptions (44), fifth in yards per catch (16.2) and second in TD receptions (seven).

BIG-PLAY KENNY

Kenny Odom ranks t-first in CUSA with six 40+ yard plays, ranks first with four 50+ yard plays, and tied for first with three 60+ yard plays. Odom tallied a career-long 76-yard touchdown reception at WKU, a 60-yard score at Liberty and a 55-yard TD catch at Colorado State. He's added catches of 62 yards (FIU), 49 yards (vs. Sam Houston) and 44 yards (vs. SUU).

CAREER DAY FOR ODOM

WR **Kenny Odom** hauled in a career-most three touchdown receptions against Kennesaw State. Odom finished the day with a career-best eight receptions for 108 yards. Odom hauled in a 32-yard score in the first quarter as UTEP jumped out to a 7-0 lead. His second TD came on a two-yard catch in the first OT to tie the game at 35, while his third touchdown snag came in the second OT that helped give the Miners the go-ahead 43-35 advantage. It's the second time Odom went over 100 yards this season and his collegiate career.

MOST TD CATCHES SINCE 2010

Kenny Odom's three touchdown receptions rank tied for second on the program's single-game list. It was the most TD receptions by a Miner since WR **Kris Adams** hauled in a trio on Dec. 18, 2010, against BYU in the New Mexico Bowl.

MORE ON ODOM'S SCORES

The school record for touchdown receptions in a game is four by WR **Volley Murphy** against BYU in 1967. **Kenny Odom** joins multiple other Miners to tally three TD catches in one game: they are WR **John Connell** (1950), WR **Jimmy Walker** (1951), WR **Ulysses Kendall** (1962), WR **Chuck Hughes** (3x in 1965), TE **Bob Wallace** (1965), WR **David Karns** (2x in 1966), WR **Volley Murphy** (1967), WR **Reggie Barrett** (1989), WR **Alvin Black** (1995), WR **Cedric Johnson** (1996), WR **Lee Mays** (2000), WR **Johnnie Lee Higgins Jr.** (2005, 2x in 2006), WR **Jeff Moturi** (2008) and WR **Kris Adams** (2x in 2008, 2x in 2010).

PICKLES SEEING MORE ACTION

True freshman QB **JP Pickles** saw action in his third game this season. He finished 10 of 15 for 72 yards and a long completion to WR Trey Goodman at no. 10/11 Tennessee.

FRESHMAN SEEING ACTION

RB **Joshua Dye**, a redshirt freshman, and WR **Wondame Davis Jr.**, a true freshman, saw playing time at no. 10/11 Tennessee. Dye tallied a career-best 16 yards on a career-most five carries. Davis Jr. tallied his first career catch, a seven-yard reception, during the fourth quarter.

JJ'S RANKINGS

RB **Jevon Jackson** leads the Miners with 675 rushing yards. The redshirt junior ranks fifth in CUSA in rushing yards. Jackson has averaged over 87 rushing per game during the last five contests (436 rushing yards).

MINER NOTABLES

CAREER DAY FOR SKYLER

QB **Skyler Locklear** set multiple career bests in touchdown passes (four), passing yards (327), completions (28) and completion percentage (84.8) during UTEP's 43-35 2OT win over Kennesaw State. Locklear finished the day 28-of-33 for 327 yards, four TD passes and no interceptions against the Owls.

MOST TD PASSES SINCE 2014

Skyler Locklear's touchdown passes were the most by a Miner since QB **Jameill Showers** threw four at Kansas State on Sept. 27, 2014.

MOST TD PASSES IN THE SUN BOWL SINCE 2012

Skyler Locklear's touchdown passes in the Sun Bowl were the most since QB **Nick Lamaison** tallied four TD tosses against NM State on Sept. 15, 2012.

MOST TD PASSES IN A CUSA GAME SINCE 2009

Skyler Locklear's touchdown passes in a conference game were the most since QB **Trevor Vittatoe** tossed five against Marshall on Nov. 28, 2009.

FIRST 300-YARD PASSER IN A VICTORY SINCE '21

Skyler Locklear hit 300+ passing yards for the first time in his career while he was the first UTEP quarterback to throw for 300+ yards in 2024. Locklear also was the first Miner to throw for 300+ yards in a victory since QB **Gavin Hardison** (366 yards) did so in a victory over Rice on Nov. 20, 2021, in the Sun Bowl.

MOST COMPLETIONS IN A WHILE

Skyler Locklear's career-most 28 completions were the most by a UTEP quarterback since QB **Trevor Vittatoe** completed 30 passes at Houston on Sept. 10, 2010.

THIRD BEST COMPLETION PERCENTAGE

Skyler Locklear's 84.8 completion percentage ranks third best on the program's all-time top-10 list. It ranks behind QB **Gavin Hardison** (90.9 in 2022) and QB **Jay Stuckey** (92.3 in 1999). Of the top-10 performances, Locklear's 28 completions are the most on the list.

SKYLER'S RANKINGS

Skyler Locklear ranks third in CUSA and 23rd in FBS with a 67.0 percent completion percentage. Locklear is 126-for-188 this season. His 126 completions rank fourth in the league.

SHAY FINDS PAYDIRT

True freshman QB **Shay Smith** scored his first collegiate touchdown on Nov. 9 against Kennesaw State. Smith scored on a QB keeper at the 11:10 mark in the fourth quarter. The Miners took a 28-21 edge following his score.

TREY IS GOOD, MAN!

WR **Trey Goodman** set collegiate bests in receptions (12) and receiving yards (150) against Kennesaw State. It was the most catches and yards in a UTEP uniform. His previous best was 10 receptions at Central Arkansas on Oct. 1, 2022, while his previous best in receiving yards was 129 against North Alabama on Oct. 28, 2023, while playing at Austin Peay the last two years.

MOST CATCHES SINCE 2007

Trey Goodman's career-best 12 receptions rank tied for third most during a single game with six other Miners. Goodman's catches were the most by a Miner since WR Jeff Moturi hauled in 12 on Oct. 13, 2007, against East Carolina. WR Chuck Hughes holds the program's single-game record with 17 against Arizona State on Oct. 30, 1965, while WR Johnnie Lee Higgins Jr.'s 13 against no. 24 Texas Tech on Sept. 9, 2006, ranks second best.

#2 LUKE LAUFENBERG #LiveLikeLuke

The UTEP football team will continue to pay tribute to the late Luke Laufenberg throughout the 2024 season. Laufenberg passed away at the age of 21 on Thursday, Aug. 22, 2019 after battling cancer for two years. A tight end from Argyle, Texas, Laufenberg joined the Miners for 2019 spring ball after playing at Mesa Community College in 2017. UTEP players have worn black "LUKE" stickers on their helmets since the start of the 2019 season. Redshirt sophomore WR Javoni Gardere will wear his #2 Laufenberg jersey throughout the season. WR Justin Garrett was the first Miner to don the #2 jersey during the 2020 season and continued the trend in 2021. QB Gavin Hardison was the second Miner to don the #2 jersey (2022-23). Laufenberg played his senior season at Argyle Liberty Christian High School in Argyle, Texas, where he was named 2016 Offensive Newcomer of the Year and honorable mention All-District. He initially walked on at Texas A&M before continuing his football career at Mesa Community College, where he appeared in six games prior to being diagnosed with Burkitt lymphoma.



#3 TRENCH WARRIOR

The "Trench Warrior" is a single digit that is assigned to the most deserving D-Lineman. They are a leader, and they embody UTEP's culture on and off the field. It is something head coach Scotty Walden created to signify that wearing a single digit on the DL means you're a "bad dude." On Aug. 26, Walden announced that senior nose tackle Sione Tonga'uuiha will don the no. 3 number in 2024.



MINER NOTABLES

ANOTHER TD FOR VINSON

TE **Marcus Vinson** ran in an 11-yard touchdown reception against Kennesaw State. It was Vinson's second TD in 2024, while it's the most touchdown receptions by a UTEP tight end in a single season since 2021 when TE **Trent Thompson** tallied two scores. For Vinson, it was his third career touchdown catch.

NOTES UNDER CENTER

UTEP has started three quarterbacks in back-to-back seasons (**Skyler Locklear, Cade McConnell** and **JP Pickles** in 2024; **Gavin Hardison, Kevin Hurley** and **McConnell** in 2023). The last time it had happened in a season was in 2018 (**Brandon Jones, Kai Locksley, Ryan Metz**). Four quarterbacks have played for the Miners in back-to-back seasons. The last time it had happened in a season was in 2017 (**Zach Greenlee, Kavika Johnson, Metz, and Mark Torres**). Four Miner quarterbacks have attempted more than one pass in back-to-back seasons. **McConnell, Locklear, Pickles** and **Shay Smith** have attempted passes in 2024. **Jake McNamara** was the fourth QB to throw a pass in 2023. The last time it had happened in a season was in 2013 (**Mack Leftwich, Jameill Showers, Garrett Simpson, and Blaire Sullivan**).

7 MINERS HAVE ATTEMPTED A PASS, MOST SINCE '86

P **Adam Jacklin** was the seventh Miner to attempt a pass as he recorded one against MTSU. QB **Cade McConnell**, QB **Skyler Locklear**, QB **JP Pickles**, QB **Shay Smith**, WR **Jaden Smith** and WR **Trey Goodman** have each attempted a pass in 2024. It's the most since the 1986 season, **Bob Stull's** first year at the helm. QB **Sammy Garza**, QB **Jeff Remo**, QB **John Brazil**, WR **Randy Hanson**, TE **Bob Keseday**, WR **Barry Parker** and QB **Rich Willis**.

FIRST SINCE 2013

QB **JP Pickles** was the first UTEP true freshman quarterback to make a start under center since 2013 when QB **Mack Leftwich** on Nov. 9, 2013, at North Texas. **Leftwich** started the last four games of the '13 campaign.

100+ YARDS RUSHING IN ONE QUARTER VS. FIU

Jevon Jackson rushed for 104 yards in the fourth quarter against FIU on Oct. 16. **Jackson** is the first Miner to hit 100+ yards in one quarter since RB **Aaron Jones's** 127 yards during the first quarter against North Texas on Nov. 26, 2016.

TRIPLE CROWN

QB **Skyler Locklear** did something unique on Sept. 7 against Southern Utah on Sept. 7 in his first appearance at Sun Bowl Stadium in front of over 41,000 fans. **Locklear** completed a trifecta as he threw for a touchdown, rushed for another and caught a game-tying score against the Thunderbirds. **Locklear** is the first Miner player in the modern era (post 1965) to throw a touchdown, rush for a touchdown and catch a touchdown in the same game. The last Miner to rush, pass and catch a TD in the same season was RB **Aaron Jones** in 2016. **Jones** threw a TD pass on Oct. 29 against Old Dominion. He also rushed for a touchdown against ODU that night. RB **Marcus Thomas** did so in 2006, and QB **Mike McCall** achieved it in 1977.

FIRST TIME IN FBS SINCE 2015

Skyler Locklear is the first FBS player since Stanford's QB **Kevin Hogan** on Dec. 5, 2015, versus USC to pass for a touchdown, rush for a touchdown and catch a touchdown in the same game. Coincidentally, Stanford's RB **Christian McCaffery** did the same thing in the same contest.

3 MORE SACKS

UTEP recorded three sacks at no. 10/11 Tennessee as DL **Kyran Duhon**, LB **Nate Dyman** and Bandit **Maurice Westmoreland** each tallied one against the Vols.

NCAA TEAM RANKINGS

NCAA CATEGORY	UTEP	NMSU
Total Offense	121	126
Rushing Offense	103	46
Passing Offense	95	130
Team Passing Efficiency	104	133
Scoring Offense	127	119
Total Defense	92	126
Rushing Defense	101	120
Passing Yards Allowed	56	116
Team Passing Efficiency Defense	115	94
Scoring Defense	110	122
Turnover Margin	86	126
3rd Down Conversion Pct.	121	93
4th Down Conversion Pct.	129	123
3rd Down Conversion Pct. Defense	71	115
4th Down Conversion Pct. Defense	67	111
Red Zone Offense	131	35
Red Zone Defense	55	116
Net Punting	132	50
Punt Returns	20	117
Kickoff Returns	60	77
First Downs Offense	122	106
First Downs Defense	54	112
Fewest Penalties Per Game	43	28
Fewest Penalty Yards Per Game	46	34
Time of Possession	99	102

TEAM LEADERS

UTEP - OFF: 17.5 PPG/322.8 YPG | DEF: 32.1 PPG/389.9 YPG

Rushing	Att.	Net	Avg.	TD	YPG
#4 Jevon Jackson	173	674	3.9	2	61.4
#22 Ezell Jolly	62	244	3.9	1	40.7
Passing	C-A-I	Pct.	Yds.	TD	YPG
#9 Skyler Locklear	136-207-6	65.7	1406	9	156.2
#19 JP Pickles	30-53-1	56.6	226	0	75.3
Receiving	Rec.	Yds.	Avg.	TD	YPG
#6 Kenny Odom	44	712	16.2	7	64.7
#5 Kam Thomas	43	442	10.3	2	55.3
#1 Trey Goodman	43	425	9.9	0	38.6
Defense	U-A-TT	TFL	SACK	INT (YDS)	FF-FR (YDS)
#41 Dorian Hopkins	28-52-80	8.0-20	1.0-1	2 (104)	1-1 (0)
#30 Nate Dyman	31-48-79	8.5-19	1.5-5	0 (0)	0-1 (0)

NM STATE - OFF: 35.5 PPG/455.7 YPG | DEF: 14.4 PPG/289.7 YPG

Rushing	Att.	Net	Avg.	TD	YPG
#1 Seth McGowan	147	784	5.3	3	71.3
#4 DeSean Bishop	132	583	4.4	7	53.0
Passing	C-A-I	Pct.	Yds.	TD	YPG
#15 Parker Awad	52-109-4	47.7	739	4	123.2
#18 Santino Marucci	49-112-5	43.8	519	3	74.1
Receiving	Rec.	Yds.	Avg.	TD	YPG
#17 TJ Pride	28	293	10.5	1	26.6
#0 PJ Johnson III	16	256	16.0	1	23.3
Defense	U-A-TT	TFL	SACK	INT (YDS)	PBU
#35 Tyler Martinez	47-43-90	2.5-9	1.0-6	0 (0)	1
#2 Da'Marcus Crosby	43-29-72	1.0-4	0.0-0	1 (0)	1

MINER NOTABLES

SACK ATTACK

UTEP leads Conference USA with 28 sacks and 2.6 sacks per game in 2024. UTEP also ranks t-35th in FBS with 28 sacks. The Miners rank second in sack yards (138). It's the most since tallying 28 sacks in 2022. Bandit **Maurice Westmoreland** is tied for first in CUSA with 5.5 sacks. DL **Kyran Duhon** (5.0 sacks) ranks tied for fourth, Spur **Kory Chapman** (3.0) is tied for 16th, and DT **KD Johnson** (2.5) is tied for 26th.

MO SACKS

Bandit **Maurice Westmoreland** tallied his team-leading 5.5th sack at no. 10/11 Tennessee. Westmoreland leads the Miners and ranks tied for first in CUSA with 5.5 sacks this season. It was his first sack since Oct. 22 at LA Tech.

MORE ON MO'S SACKS

Maurice Westmoreland tallied his 13.0th sack at no. 10/11 Tennessee. He now ranks tied for 10th on the program's all-time list with Thomas Howard (2002-05) and Justin Hanel (2003-06). Alex Obomese (2003-06) ranks ninth with 14.0 sacks, while Brian Young (1995, 97-99) ranks eighth with 14.5. Melvin Jones (1979-81) and Alvin Jones (2014-17) are tied for sixth with 15.0 sacks.

FIRST FULL SACK

LB **Nate Dyman** recorded his first full sack as a Miner at no. 10/11 Tennessee. Dyman has 1.5 sacks in 2024.

ANOTHER ONE

True freshman DL **Kyran Duhon** recorded his 5.0th sack at no. 10/11 Tennessee. He ranks second on the team and tied for fourth in CUSA with 5.0 sacks.

LEADING IN TFL'S

UTEP leads CUSA with 76 tackles for loss, 257 TFL yards and 6.9 TFLs/game. Spur **Kory Chapman** leads the league with 11.5 tackles for loss. LB **Nate Dyman** (8.5 TFL) ranks 10th and LB **Dorian Hopkins** (8.0) is 11th.

PICKING OFF PASSES

UTEP has intercepted 10 passes in 2024, ranking tied for second in CUSA and 47th in FBS. It's the most INTs for the Miners since picking off 11 passes in 2014.

DYMAN IN THE ROUGH

LB **Nate Dyman** continued to impress in his first full season as a starter. He's ranked second on the team with 79 tackles. Dyman has added 8.5 tackles for loss, 1.5 sacks, three breakups, three hurries and a fumble recovery.

DOUBLE-DIGIT TACKLE EFFORTS

Nate Dyman came up with his second consecutive double-digit tackle performance after tallying 11 stops against Kennesaw State. Dyman posted a career-high 13 tackles against Middle Tennessee to lead the team. Overall, Dyman has recorded four double-digit tackle games – 10 at Colorado State, 10 at WKU, 13 vs. MTSU and 11 vs. KSU.

KYRAN'S CAREER DAY

DL **Kyran Duhon** posted career highs in tackles (nine), sacks (2.0) and tackles for loss (2.0) against Kennesaw State. He also added his second career pass breakup. Duhon's previous best was six tackles done two times. Overall, in his true freshman season, Duhon has 40 tackles with 5.0 sacks (19 yards), 5.0 TFLs (19 yards) and two pass breakups.

FIRST PICK FOR CHAPMAN

Spur **Kory Chapman** intercepted his first pass in a UTEP uniform against Kennesaw State. Chapman's INT was returned to the KSU 29 while a personal foul moved the ball to the KDU 14. The Miners scored a TD on the ensuing drive to take a 14-7 lead in the second quarter. It was Chapman's first interception in a collegiate football game since picking off a pass on Nov. 25, 2023, against Chattanooga while playing at Austin Peay.

CHAPMAN THE HITMAN

Kory Chapman ranks third on the team with 69 tackles, while adding a team-high and CUSA-best 11.5 TFLs (36 yards), 3.0 sacks (17 yards), an INT (23 yards), a hurry and fumble recovery in the end zone for a TD. He leads CUSA, which ranks tied for 30th nationally, with 11.0 tackles for loss and tackles for loss per game (1.4).

X MAN

S **Xavier Smith** ranks fourth on the team with 69 tackles. He's added three pass breakups.

SOLO STOPPER

Josiah Allen leads the team with 39 solo tackles. He ranks t-12th in CUSA. Allen produced a season-high and a career-tying best six solo tackles Sam Houston. Allen went on to register 12 more solo tackles in the next three games – four at WKU, four vs. FIU, and four at LA Tech.

MOST INTS IN A GAME SINCE 2011

The Miners' defense intercepted four FIU passes on Oct. 16, the most since 2011. LB **Dorian Hopkins** opened the turnover tally with an INT in the first quarter followed by S **Lantz Russell** picking off a pass in the third quarter. CB **Amier Boyd-Matthews** and Spur **Dillion Williams** intercepted a pass each during the fourth. William's pick came with 1:24 left in the game. It was the most by a UTEP defense since picking off four passes during a 44-7 win at Tulane on Oct. 15, 2011. LB **Jeremy Springer**, DB **DeShawn Grayson**, DB **Darren Woodard** and DB **Travaun Nixon** each intercepted Green Wave passes.

IMPRESSIVE FIRST START FOR STRATTON

LB **Stratton Shufelt**, a true freshman, made his first career start on Oct. 10 at WKU on national television. Shufelt responded with a career-high seven tackles, a pass breakup that was batted into S **Lantz Russell's** hands for an INT, and a quarterback hurry against the Hilltoppers.

D-HOP SWARMING

LB **Dorian Hopkins** is tied for the team lead with 80 total tackles (28 solo). The graduate student has added 8.0 tackles for loss, a sack, two interceptions for 104 return yards, fumble recovery and a forced fumble.

HOPKINS'S STELLAR DEBUT

LB **Dorian Hopkins**, a graduate transfer from Tulsa, racked up a collegiate career-high 16 tackles (six solo) along with a tackle for loss and first career fumble recovery at Nebraska on Aug. 31. Hopkins is the first Miner since LB **AJ Hotchkins** to lead the team in tackles in their UTEP debut. Hotchkins tallied 13 stops against Northern Arizona on Sept. 1, 2018, in his first game as a Miner. It was the most tackles during a season opener in 15 seasons. DB **Da'Mon Cromartie-Smith** racked up 19 stops to open the 2009 campaign against Buffalo on Sept. 5.

MINER NOTABLES

MOST PAT'S FOR BUZZ

K **Buzz Flabiano** connected on a career-most five PATs against Kennesaw State. His previous best was four done multiple times.

100-YARD KICKOFF RETURN CLUB

MB **Corey Wren** returned a kickoff 100 yards for a score – his first collegiate touchdown – to open the second half at WKU on Oct. 10. He's the sixth Miner in school history to return a kickoff 100 yards for a score. He joins **Cedric Johnson** (1996), **Howard Jackson** (2001), **Marlon McClure** (2010), **Autrey Golden** (2x in 2013) and **Duron Lowe** (2019, 2020) to tally 100-yard kickoff returns.

LONGEST ACTIVE STARTS BY A MINER

Bandit **Maurice Westmoreland** has started in 23 consecutive games dating back to the 2023 season. It's the longest active streak by a Miner. He played in all 12 games in 2022 and started in all 12 last year. Overall, Westmoreland has started in 23 of 35 games since transferring to UTEP from Kilgore College.

HIS FIRST CLASS IS FIRST CLASS

UTEP Head Coach **Scotty Walden's** first ever signing class included multiple three-star rated student-athletes by 247Sports, while his first class ranked no. 1 in Conference USA according to Rivals.com and no. 2 according to 247Sports.

INSTILLING THE BRAND AND CULTURE

Eleven players from Austin Peay transferred the UTEP following **Scotty Walden's** hire. SPUR **Kory Chapman**, WR **Trey Goodman**, RB **Jevon Jackson**, QB **Skylar Locklear**, WR **Ashton Nickelberry**, WR **Kenny Odom**, OL **Brennan Smith**, S **Xavier Smith**, RB **Marquez Taylor**, MB **Kam Thomas** and OL **Isaiah Wright** are now Miners and have been vital in helping the spread Walden's style and culture in the program.

HOME COOKING

UTEP features 19 players from El Paso. OL **Luis Carlos Aranda** (Franklin HS), OL **Rolando Beltran** (Eastlake HS), OL **Juan Camacho Jr.** (Bowie HS), OL **Ivan Escobar** (Montwood HS), WR **Lucas Flores** (Ysleta HS), Bandit **Edgar Garcia** (El Paso HS), S **Jaime Guerrero** (Eastlake HS), S **Cam Harrelson** (Montwood HS), OL **Joseph Immediato** (Eastwood HS), DL **Rafael Jaquez** (Pebble Hills HS), RB **Xavier Johnson** (Hanks HS), TE **Julian Lopez** (Chapin HS), OL **Tyrone D. McDuffie III** (Parkland HS), WR **Miles McWhorter** (Franklin HS), QB **Zach Rodriguez** (El Paso HS), QB **Shay Smith** (Franklin HS), QB **Michael Southern** (Montwood HS), WR **Marcus Torres** (Pebble Hills HS) and OL **Craig Wydra** (Andress HS) are playing for their hometown Miners.

YOUNG ENERGY

New UTEP Football Head Coach **Scotty Walden** is the second youngest coach in the nation at 34 years young. Arizona State's Kenny Dillingham, 34, is about five months younger than Walden. Texas State's GJ Kinne and Boise State's Spencer Danielson are both 35.

GO WEST, YOUNG MAN

The Miners' coaching staff is the third youngest in the nation at 34.7 years old. UTEP ranks behind Old Dominion (34.5) and Georgia Southern (33.2).

UP NEXT

The 2025 season.

MINER NOTABLES

2024 UTEP FOOTBALL CAPTAINS

OFFENSE



**Trey
GOODMAN**

#1 / WR



**Jevon
JACKSON**

#4 / RB

DEFENSE



**Kory
CHAPMAN**

#6 / SPUR



**Maurice
WESTMORELAND**

#0 / BANDIT

WEFENSE



**Kam
THOMAS**

#5 / MINER BACK

2024 "UTEP Football with Scotty Walden" Radio Show Dates/Locations

Wednesday, Aug. 28 (6-7 pm)	Deadbeach Brewery
Wednesday, Sept. 4 (6-7pm)	Border City Ale House
Wednesday, Sept. 11 (6-7 pm)	Deadbeach Brewery
Wednesday, Sept. 18 (6-7 pm)	Border City Ale House
Tuesday, Oct. 1 (6-7 pm)	Deadbeach Brewery
Tuesday, Oct. 8 (6-7 pm)	Border City Ale House
Friday, Oct. 11 (6-7 pm)	Deadbeach Brewery
Friday, Oct. 18 (6-7 pm)	Border City Ale House
Wednesday, Oct. 30 (5-6 pm)	Deadbeach Brewery
Wednesday, Nov. 6 (6-7 pm)	Border City Ale House
Tuesday, Nov. 19 (6-7 pm)	Deadbeach Brewery
Tue., Nov. 27 or Fri., Nov. 29 (5-6 pm)	Border City Ale House

LOCATIONS & ADDRESS

Deadbeach Brewery: 3200 Durazno Ave.
Border City Ale Houst: 1506 N. Lee Trevino Dr.

Listen Live on 600 ESPN El Paso & the UTEP Miners app

FEARLESS, FAST, PHYSICAL

2024 UTEP FOOTBALL TRENDS

OVERALL	3-8
VS. CONFERENCE USA	2-5
NONCONFERENCE RECORD	1-3
HOME	2-3
AWAY	0-6
DAY GAMES	1-4
NIGHT GAMES	1-5
VS. TOP 25 TEAMS	0-1
NEUTRAL	0-0
NATIONAL TV	1-5
FOX	0-1
CBSSN	1-3
ESPNU	0-1
ESPN+	1-3
TRUTV	0-1

OFFENSE

WHEN SCORING FIRST	1-3
WHEN THE OPPONENT SCORES FIRST	1-6
WHEN LEADING AT HALFTIME	2-1
WHEN TRAILING AT HALFTIME	0-6
WHEN TIED AT HALFTIME	0-2
WHEN LEADING AFTER THIRD QUARTER	0-2
WHEN TRAILING AFTER THIRD QUARTER	1-6
WHEN TIED AFTER THIRD QUARTER	1-1
IN OVERTIME GAMES	1-1
WHEN SCORING LESS THAN 20 POINTS	0-7
WHEN SCORING 20+ POINTS	0-2
WHEN SCORING 30+ POINTS	1-0
WHEN SCORING 40+ POINTS	1-0
WHEN RUSHING FOR < 100 YARDS	0-4
WHEN RUSHING FOR 100+ YARDS	1-5
WHEN RUSHING FOR 200+ YARDS	1-0
WHEN PASSING FOR 200+ YARDS	0-2
WHEN PASSING FOR 250+ YARDS	0-2
WHEN PASSING FOR 300+ YARDS	1-0
WHEN TOTALING < 300 YDS TOTAL OFFENSE	0-3
WHEN GAINING 300+ YDS TOTAL OFFENSE	2-6
WHEN HAVING NO TURNOVERS	0-2
WHEN HAVING LESS THAN 3 TURNOVERS	2-3
WHEN HAVING 3 OR MORE TURNOVERS	0-3
WHEN HAVING MORE THAN 30:00 TOP	2-2
WHEN HAVING LESS THAN 30:00 TOP	0-7

DEFENSE

WHEN ALLOWING LESS THAN 20 POINTS	0-2
WHEN ALLOWING 20+ POINTS	1-3
WHEN ALLOWING 30+ POINTS	1-4
WHEN ALLOWING < 100 YDS RUSHING	1-2
WHEN ALLOWING 100+ YDS RUSHING	1-1
WHEN ALLOWING 200+ YDS RUSHING	0-5
WHEN ALLOWING < 200 YARDS PASSING	1-2
WHEN ALLOWING 200+ YARDS PASSING	1-5
WHEN ALLOWING 250+ YARDS PASSING	0-2
WHEN ALLOWING 300+ YARDS PASSING	0-0
WHEN ALLOWING < 300 YDS TOTAL OFFENSE	1-1
WHEN ALLOWING 300+ YDS TOTAL OFFENSE	1-8
WHEN HAVING NO TAKEAWAYS	0-4
WHEN HAVING 3 OR LESS TAKEAWAYS	1-5

UTEP HEAD COACH



SCOTTY WALDEN

SUL ROSS STATE '12

FIRST SEASON AT UTEP

SEVENTH SEASON AS A HEAD COACH

Scotty Walden, native Texan and one of the most dynamic young head coaches in the country, was named UTEP Football's 27th head coach on Dec. 4, 2023.

Walden, 34, joins the Miners after four seasons as the head coach at Austin Peay State University in Clarksville, Tenn. This year, he led the Governors to a 9-3 record, a perfect 6-0 mark in the United Athletic Conference, and a no. 13 FCS national ranking. It marked the first undefeated conference season in school history. He was named a finalist for the Eddie Robinson Award, presented by FedEx Ground and Stats Perform to the FCS National Coach of the Year. Austin Peay has won four conference titles since 1977 – with two coming under Walden's watch. He is the only coach to lead Austin Peay to two conference championships.

The Cleburne, Texas, native led the Governors to a 26-14 mark with four winning seasons (4-2 in COVID-shortened 2020-21 campaign, 6-5 in 2021, 7-4 in 2022, 9-3 in 2023). The Governors hadn't enjoyed back-to-back winning campaigns since 1983-84 prior to Walden's arrival. His career head coaching record is 34-20, including 7-3 in one season heading up the program at East Texas Baptist University in 2016. Walden was also interim head coach at Southern Miss for four games in 2020.

The 2023 Austin Peay squad ranked fourth nationally in passing efficiency (162.17), ninth in scoring offense (34.1 ppg), 11th in passing completion percentage (.667), 13th in passing offense (274.1 ypg) and 15th in total offense (426.8 ypg). The Governors set school

records for scoring offense, total offense and passing offense. Austin Peay also rated seventh in the country in third down conversion defense with a stingy .303 percentage, and the Governors' three defensive touchdowns ranked 12th nationally. Austin Peay's special teams unit was equally stellar, leading the country in punt returns with a 21.3-yard average.

Austin Peay rattled off a school-record nine consecutive wins after opening the season 0-2, including a 30-13 setback at then-ninth ranked Tennessee on Sept. 9. Playing before over 100,000 hostile fans, the Governors were tied with the Vols, 6-6, shortly before halftime and trailed by 10 points (23-13) midway through the fourth quarter.

In 2022, Walden led the Governors to the third conference title in program history. Austin Peay was the top defense in the ASUN Conference, ranking fourth in the FCS in third down conversion percentage defense (.308), 12th in total defense (317.2 ypg), 19th in passing defense (188.7 ypg) and 20th in rushing defense (128.5 ypg). Offensively, Austin Peay averaged 202.3 rushing yards and



WALDEN COACHING RECORD

SEASON	SCHOOL	CONFERENCE	
		OVERALL W-L	W-L
2016	East Texas Baptist	7-3	3-3 (4th)
2020	Southern Miss	1-3	1-1
2020-21	Austin Peay	4-2	4-2 (3rd)
2021	Austin Peay	6-5	4-2 (t-2nd)
2022	Austin Peay	7-4	3-2 (t-1st)
2023	Austin Peay	9-3	6-0 (1st)
TOTALS		34-20	21-10

UTEP HEAD COACH

243.3 passing yards per game, marking the first time in program history that the Governors averaged 200-plus rushing and passing yards per game in the same season.

In 2021, the Governors tied a school record with seven First Team All-OVC selections and 14 total All-OVC picks.

While at Austin Peay, Walden has coached four consensus All-America honorees – Kordell Jackson (2020), DeAngelo Wilson (2020), Johnathon Edwards (2021) and Koby Perry (2021). Bucky Williams was an American Football Coaches Association Second Team All-American and a HERO Sports Sophomore All-American in 2020. Draylen Ellis and Terrell Allen received Sophomore All-America honors in 2021. Drae McCray was also tabbed a HERO Sports All-America in 2021.

Walden has also coached 28 All-Conference players and four league All-Newcomer selections during his time at Austin Peay.

His teams have also excelled academically. In five of six semesters since Walden's arrival, the Governors posted a 3.0 cumulative team grade point average, including a program record 3.28 GPA during the spring 2022 semester. The Governors also claimed the 2020-21 and 2021-22 OVC Team Academic Achievement Awards.

After joining the Southern Miss staff as wide receivers coach in 2017, he was promoted to co-offensive coordinator for the 2019 season. In 2019, the American Football Coaches Association tabbed Walden as a Top 35 coach under 35 years of age. He coached first team All-Confer-

ence USA selection wideout Quez Watkins, who led the league with 64 catches and 1,178 receiving yards (17th in the FBS). Watkins' 107.1 receiving yards per game also ranked sixth in the FBS. He was selected in the sixth round of the 2020 NFL Draft by Philadelphia, and has appeared in 45 games for the Eagles with 23 starts since then.

Walden took over for Jay Hopson as interim head coach at Southern Miss in September of 2020, and was hired by Austin Peay as head coach shortly thereafter.

Walden was the youngest head coach in the NCAA (26 years old) at the time of his hiring at East Texas Baptist. He directed the Tigers to a national ranking in a school-record nine consecutive weeks, climbing as high as no. 15. East Texas Baptist also generated the no. 1 scoring offense (49.9 points per game) for all levels of the NCAA and the no. 2 total offense in Division III (school-record 564.3 yards per game).

Walden was offensive coordinator at East Texas Baptist for three years (2013-15) prior to being elevated to head coach. In his time as an assistant, ETBU football players broke a combined 26 individual and team records. One of his protégés was wide receiver Jamaine Sherman, a first team All-Conference honoree who became the first player in school history

to sign an NFL contract with the St. Louis Rams in 2014.

He got his start in coaching at his alma mater, Sul Ross State, serving as offensive coordinator and quarterbacks coach for the 2012 season. His team broke 16 offensive school records in 2012, including most yards in a game (800) and points in a game (75). The Lobos ranked no. 1 in Division III in total offense (581.9 ypg), no. 2 in first downs (271), no. 3 in scoring offense (48.8 ppg), no. 9 in passing efficiency (164.30), no. 11 in passing offense (333 ypg) and no. 19 in rushing offense (248.9 ypg). Walden coached six All-Conference players, two D3football.com All-Americans and one Beyond Sports Network All-American.

He began his college playing days at Dordt College in Sioux Center, Iowa (2008), where he was named the starting quarterback as a freshman. His career continued at Hardin-Simmons University (2009-10), where he doubled as a quarterback and defensive back, before concluding at Sul Ross State as a quarterback and team captain in 2011.

He earned his Bachelor of History, graduating Magna Cum Laude, from Sul Ross State in 2012. He added a Master of Education, graduating Summa Cum Laude, from Sul Ross State in 2014.

Walden and his wife, Callie have two sons, Luca and Maverick.

WALDEN FILE

Personal

Hometown: Cleburne, Texas

Education

College: Sul Ross State

Playing Experience

2008: Dordt College

2009-10: Hardin Simmons

2011: Sul Ross State

Coaching Experience

2024-Present: UTEP Head Coach

2021-23: Austin Peay Head Coach

2020: Southern Miss Interim Head Coach

2019-20: Southern Miss Co-Offensive Coord.

2017-18: Southern Miss Wide Receivers

2016: East Baptist Texas Head Coach

2013-15: East Baptist Texas Offensive Coord.

2012: Sul Ross State Offensive Coord./QBs



2024 STATISTICS

	UTEP	OPP
Scoring	192	353
Points per game	17.5	32.1
Points Off Turnovers	40	53
First Downs	186	213
Rushing	80	88
Passing	89	110
Penalty	17	15
Rushing Yardage	1328	1951
Yards gained rushing	1587	2252
Yards lost rushing	259	301
Rushing attempts	408	445
Average per rush	3.3	4.4
Average per game	120.7	177.4
TDs Rushing	7	24
Passing Yardage	2223	2338
Comp-Att-Int	211-339-12	194-301-10
Average per pass	6.6	7.8
Average per catch	10.5	12.1
Average per game	202.1	212.5
TDs Passing	14	20
Total offense	3551	4289
Total plays	747	746
Average per play	4.8	5.7
Average per game	322.8	389.9
Kick returns: #-Yards	24-496	21-577
Punt returns: #-Yards	15-202	23-174
Int returns: #-Yards	10-139	12-134
Kick return average	20.7	27.5
Punt return average	13.5	7.6
Int return average	13.9	11.2
Fumbles-Lost	15-6	18-5
Penalties-Yards	60-524	60-549
Average per game	47.6	49.9
Punts-Yards	63-2281	57-2370
Average per punt	36.2	41.6
Net punt average	33.3	37.3
Kickoffs-Yards	43-2504	65-4134
Average per kick	58.2	63.6
Net kick average	34.3	40.5
Time of possession / game	28:33	31:22
3rd-down conversion	54/166	64/162
3rd-down pct	33%	40%
4rd-down conversion	8/24	9/17
4rd-down pct	33%	53%
Sacks by-Yards	28-138	27-138
Misc Yards	0	0
Touchdowns scored	23	45
Field goals - attempts	10-18	12-15
On-Side kicks	0-0	0-0
Red-zone scores	(17-25) 68%	(35-43) 81%
Red-zone touchdowns	(12-25) 48%	(28-43) 65%
PAT-attempts	(22-22) 100%	(41-42) 98%
2-point conversion-attempts	(1-1) 100%	(2-3) 67%
Attendance	96963	266834
Games / Avg per game	5/19393	6/44472
Neutral site games	-	0/0

Score by Periods

Team	1st	2nd	3rd	4th	OT	TOT
UTEP	51	41	47	38	15	192
Opponents	65	109	105	64	10	353

2024 STATISTICS

Rushing

Player	gp	att	gain	loss	net	avg	td	lg	avg/g
Jevon Jackson	11	173	708	33	675	3.9	2	42	61.4
Ezell Jolly	6	62	257	13	244	3.9	1	14	40.7
Skyler Locklear	9	71	292	94	198	2.8	2	18	22.0
JP Pickles	3	39	170	37	133	3.4	1	17	44.3
Kam Thomas	8	13	40	13	27	2.1	0	11	3.4
Corey Wren	7	10	33	9	24	2.4	0	9	3.4
Ashten Emory	3	6	23	0	23	3.8	0	9	7.7
Joshua Dye	8	6	20	0	20	3.3	0	9	2.5
Trey Goodman	11	1	9	0	9	9.0	0	9	0.8
Marquez Taylor	3	1	0	0	0	0.0	0	0	0.0
Jaden Smith	4	1	0	1	-1	-1.0	0	0	-0.3
Cade McConnell	6	14	27	29	-2	-0.1	0	10	-0.3
Kenny Odom	11	4	4	14	-10	-2.5	0	4	-0.9
Shay Smith	4	6	4	14	-10	-1.7	1	3	-2.5
Team	11	1	0	2	-2	-2.0	0	0	-0.2
Total	11	408	1587	259	1328	3.3	7	42	120.7
Opponents	11	445	2252	301	1951	4.4	24	73	177.4

Punt Returns

Player	no.	yds	avg	td	lg
Trey Goodman	6	115	19.2	0	62
Kam Thomas	8	91	11.4	0	29
Nate Dyman	1	-4	-4.0	0	0
Total	15	202	13.5	0	62
Opponents	23	174	7.6	0	38

Interceptions

Player	no.	yds	avg	td	lg
Dorian Hopkins	2	104	52.0	0	84
Amier Boyd-Matthews	2	11	5.5	0	14
Lantz Russell	2	1	0.5	0	1
Kory Chapman	1	23	23.0	0	23
AJ Odums	1	0	0.0	0	0
Dillion Williams	1	0	0.0	0	0
Josiah Allen	1	0	0.0	0	0
Total	10	139	13.9	0	84
Opponents	12	134	11.2	0	43

Passing

Player	gp	effic	comp-att-int	pct	yds	td	lg	avg/g
Skyler Locklear	9	131.3	136-207-6	65.7	1406	9	65	156.2
Cade McConnell	6	130.4	40-71-3	56.3	540	4	76	90.0
JP Pickles	3	88.6	30-53-1	56.6	226	0	22	75.3
Trey Goodman	11	-24.4	1-3-2	33.3	27	0	27	2.5
Shay Smith	4	156.0	3-3-0	100.0	20	0	11	5.0
Jaden Smith	4	463.6	1-1-0	100.0	4	1	4	1.0
Adam Jacklin	11	0.0	0-1-0	0.0	0	0	0	0.0
Total	11	123.9	211-339-12	62.2	2223	14	76	202.1
Opponents	11	145.0	194-301-10	64.5	2338	20	61	212.5

Kick Returns

Player	no.	yds	avg	td	lg
Kam Thomas	7	112	16.0	0	23
Kenny Odom	7	123	17.6	0	23
Corey Wren	6	196	32.7	1	100
Ashton Nickelberry	4	65	16.3	0	21
Total	24	496	20.7	1	100
Opponents	21	577	27.5	1	97

Receiving

Player	gp	no.	yds	avg	td	lg	avg/g
Kenny Odom	11	44	712	16.2	7	76	64.7
Kam Thomas	8	43	442	10.3	2	65	55.3
Trey Goodman	11	43	425	9.9	0	37	38.6
Jaden Smith	4	21	177	8.4	0	41	44.3
Jevon Jackson	11	16	99	6.2	2	22	9.0
Emari White	11	15	107	7.1	0	28	9.7
Marcus Vinson	11	11	108	9.8	2	52	9.8
Ezell Jolly	6	6	38	6.3	0	19	6.3
Ashton Nickelberry	9	4	47	11.8	0	29	5.2
Skyler Locklear	9	3	32	10.7	1	27	3.6
Ashten Emory	3	2	12	6.0	0	6	4.0
Corey Wren	7	1	6	6.0	0	6	0.9
Joshua Dye	8	1	11	11.0	0	11	1.4
Wondame Davis Jr.	1	1	7	7.0	0	7	7.0
Total	11	211	2223	10.5	14	76	202.1
Opponents	11	194	2338	12.1	20	61	212.5

Fumbles Recovered

Player	no.	yds	avg	td	lg
Kory Chapman	1	0	0.0	1	0
Dorian Hopkins	1	0	0.0	0	0
Amier Boyd-Matthews	1	0	0.0	0	0
Xavier Smith	1	0	0.0	0	0
Nate Dyman	1	0	0.0	0	0
Total	5	0	0.0	1	0
Opponents	6	38	6.3	0	38

2024 STATISTICS

Scoring

Player	td	fg	PAT			dpx	saf	pts
			kick	rush	rcv			
Buzz Flabiano	-	10-17	22-22	-	-	-	-	52
Kenny Odom	7	-	-	-	-	-	-	42
Jevon Jackson	4	-	-	-	1	-	-	26
Skyler Locklear	3	-	-	-	-	1	-	18
Kam Thomas	2	-	-	-	-	-	-	12
Marcus Vinson	2	-	-	-	-	-	-	12
Kory Chapman	1	-	-	-	-	-	-	6
Corey Wren	1	-	-	-	-	-	-	6
Ezell Jolly	1	-	-	-	-	-	-	6
JP Pickles	1	-	-	-	-	-	-	6
Shay Smith	1	-	-	-	-	-	-	6
Total	23	10-18	22-22	0	1	1	0	192
Opponents	45	12-15	41-42	1	1	1	0	353

Field Goals

Player	fg	pct.	01-19	20-29	30-39	40-49	50-99	lg	blk
Buzz Flabiano	10-17	58.8	0-0	3-4	2-3	5-9	0-1	45	0
Joe Bowman	0-1	0.0	0-0	0-0	0-0	0-1	0-0	0	0
Opponents	12-15	80.0	1-1	4-4	4-6	2-3	1-1	54	0

FG Sequence

Team Name	UTEP	Opponents
Tennessee	49,52	
Louisiana Tech	42,(44)	36
Colorado St.	(45)	(37),(39)
Western Ky.	(42)	(25),(42),(54)
Southern Utah	(43),26,,32	39,(38),(33)
Liberty	(25),42	
FIU	(27),(44),(39)	
Middle Tenn.	(32),(29),42	(21),(27)
Kennesaw St.	,40	48
Nebraska		(20)
Sam Houston		(19),(42)

Numbers in (parentheses) indicate field goal was made

All Purpose

Player	g	rush	rcv	pr	kr	ir	total	avg/g
Kenny Odom	11	-10	712	0	123	0	825	75.0
Jevon Jackson	11	675	99	0	0	0	774	70.4
Kam Thomas	8	27	442	91	112	0	672	84.0
Trey Goodman	11	9	425	115	0	0	549	49.9
Ezell Jolly	6	244	38	0	0	0	282	47.0
Skyler Locklear	9	198	32	0	0	0	230	25.6
Corey Wren	7	24	6	0	196	0	226	32.3
Jaden Smith	4	-1	177	0	0	0	176	44.0
JP Pickles	3	133	0	0	0	0	133	44.3
Ashton Nickelberry	9	0	47	0	65	0	112	12.4
Marcus Vinson	11	0	108	0	0	0	108	9.8
Emari White	11	0	107	0	0	0	107	9.7
Dorian Hopkins	10	0	0	0	0	104	104	10.4
Ashten Emory	3	23	12	0	0	0	35	11.7
Joshua Dye	8	20	11	0	0	0	31	3.9
Kory Chapman	9	0	0	0	0	23	23	2.6
Amier Boyd-Matthews	9	0	0	0	0	11	11	1.2
Wondame Davis Jr.	1	0	7	0	0	0	7	7.0
Lantz Russell	11	0	0	0	0	1	1	0.1
Cade McConnell	6	-2	0	0	0	0	-2	-0.3
Nate Dyman	11	0	0	-4	0	0	-4	-0.4
Shay Smith	4	-10	0	0	0	0	-10	-2.5
Team	11	-2	0	0	0	0	-2	-0.2
Total	11	1328	2223	202	496	139	4388	398.9
Opponents	11	1951	2338	174	577	134	5174	470.4

Total Offense

Player	g	plays	rush	pass	total	avg/g
Skyler Locklear	9	278	198	1406	1604	178.2
Jevon Jackson	11	173	675	0	675	61.4
Cade McConnell	6	85	-2	540	538	89.7
JP Pickles	3	92	133	226	359	119.7
Ezell Jolly	6	62	244	0	244	40.7
Trey Goodman	11	4	9	27	36	3.3
Kam Thomas	8	13	27	0	27	3.4
Corey Wren	7	10	24	0	24	3.4
Ashten Emory	3	6	23	0	23	7.7
Joshua Dye	8	6	20	0	20	2.5
Shay Smith	4	9	-10	20	10	2.5
Jaden Smith	4	2	-1	4	3	0.8
Kenny Odom	11	4	-10	0	-10	-0.9
Team	11	0	-2	0	-2	-0.2
Total	11	747	1328	2223	3551	322.8
Opponents	11	746	1951	2338	4289	389.9

Punting

Player	no.	yds	avg	lg	tb	fc	i20	50+	blk
Adam Jacklin	54	2107	39.0	66	0	15	11	5	0
Joe Bowman	3	78	26.0	31	0	0	0	0	0
Skyler Locklear	2	67	33.5	39	0	0	2	0	0
Team	4	29	7.3	0	0	0	0	0	4
Total	63	2281	36.2	66	0	15	13	5	4
Opponents	57	2370	41.6	77	3	17	26	13	0

Kickoffs

Player	no.	yds	avg	tb	ob	retn	net	ydIn
Buzz Flabiano	27	1657	61.4	11	1			
Joe Bowman	16	847	52.9	4	1			
Total	43	2504	58.2	15	2	21	34.3	30
Opponents	65	4134	63.6	35	2	24	40.5	24

2024 STATISTICS

Team Defense

#	Player	gp	Tackles				tfl/yds	Sacks no-yds	Pass defense			Fumbles		blkd	
			ua	a	tot				int-yds	brup	qbh	fr-yds	ff	kick	saf
41	Dorian Hopkins	10	28	52	80	8-20	1-1	2-104	.	.	1-0	1	.	.	
30	Nate Dyman	11	31	48	79	8.5-19	1.5-5	.	3	3	1-0	.	.	.	
6	Kory Chapman	9	31	38	69	11.5-36	3-17	1-23	.	1	1-0	.	.	.	
2	Xavier Smith	11	28	41	69	0.5-1	.	.	3	.	1-0	.	.	.	
11	Oscar Moore	11	24	32	56	1-1	
22	Josiah Allen	11	39	17	56	4.5-18	2-13	1-0	4	
26	Lantz Russell	11	31	15	46	4.5-24	2-12	2-1	2	
33	Kyran Duhon	11	19	21	40	5-19	5-19	.	2	
0	Maurice Westmoreland	11	24	15	39	7-39	5.5-34	.	1	4	
7	KD Johnson	11	15	23	38	7.5-32	2.5-10	.	.	1	
15	Bryton Thompson	11	13	22	35	5.5-17	2-12	.	.	1	
4	Dillion Williams	11	9	20	29	.	.	1-0	1	
9	Jaylon Shelton	10	12	10	22	.	.	.	2	
19	Landon Hullaby	9	8	11	19	1-1	.	.	2	.	.	1	.	.	
3	Sione Tonga'uiha	11	4	15	19	3.5-11	1-6	
14	Amier Boyd-Matthews	9	12	4	16	1-4	.	2-11	3	.	1-0	1	.	.	
1	AJ Odums	4	9	6	15	.	.	1-0	4	
21	Stratton Shufelt	11	4	11	15	.	.	.	1	1	
50	Tevita Tafuna	11	2	8	10	2-4	1-4	1	.	.	
17	Jaylin Jones	11	2	8	10	1-2	
5	Tray Dunson	9	4	5	9	.	.	.	1	
32	Devin Goree	10	4	4	8	1-3	1-3	.	.	1	
10	Hunter Rapolla	11	2	3	5	
36	Ekow Taylor	9	1	3	4	0.5-2	0.5-2	
27	Justin Content	8	2	2	4	.	.	.	1	
90	Ashton Coker	9	2	2	4	1.5-3	
69	Joey Lightfoot	7	1	2	3	
6	Kenny Odom	11	3	.	3	
1	Trey Goodman	11	2	.	2	
29	Dylan Brown-Turner	2	1	1	2	
24	Jaime Guerrero	8	.	2	2	
92	Quinzavious Warren	7	1	1	2	
38	Valentino Diaz	3	1	1	2	1-1	
53	Ivan Escobar	10	1	.	1	
17	Judah Ezinwa	6	1	.	1	
4	Jevon Jackson	11	1	.	1	
40	Chase Bibler	3	.	1	1	
31	Elijah Baldwin	3	.	1	1	
18	John Burris III	9	1	.	1	
44	Jalen Rayam	1	1	.	1	
8	Michael Ray Jr.	2	.	1	1	
#	Player	gp	Tackles				tfl/yds	Sacks no-yds	Pass defense			Fumbles		blkd	
			ua	a	tot	int-yds			brup	qbh	fr-yds	ff	kick	saf	
59	Otis Pitts III	11	1	.	1	
	Totals	11	375	446	821	76-257	28-138	10-139	30	12	5-0	4	0	0	
	Opponents	11	394	426	820	85-274	27-138	12-134	43	37	6-38	9	4	1	

2024 START CHART

OFFENSE

OPPONENT	LT	LG	C	RG	RT	WR	WR	WR/MB/TE	WR/TE	RB/MB	QB
at Nebraska	Wright	Smith	Escobar	Pitts III	Toney	Goodman	Smith	Thomas	Vinson	Jackson	Locklear
Southern Utah	Wright	Smith	Escobar	Pitts III	Toney	Goodman	Smith	Thomas	Vinson	Jackson	Locklear
at Liberty*	Wright	Smith	Escobar	Pitts III	Matamoros	Goodman	Smith	Thomas	Odom	Jackson	Locklear
at Colorado State	Wright	Smith	Escobar	Pitts III	Toney	Odom	Smith	Thomas	Vinson	Jackson	Locklear
Sam Houston*	Wright	Immediato	Escobar	Pitts III	Henry	Goodman	Odom	Ezinwa	Vinson	Thomas	McConnell
at WKU*	Matamoros	Smith	Escobar	Pitts III	Henry	Goodman	Odom	White	Nickelberry	Thomas	McConnell
FIU*	Wright	Smith	Escobar	Pitts III	Henry	Goodman	Odom	Thomas	Vinson	Jolly	Locklear
at LA Tech*	Wright	Smith	Escobar	Pitts III	Henry	Goodman	Odom	Thomas	Vinson	Jackson	Locklear
Middle Tennessee*	Wright	Smith	Escobar	Pitts III	Toney	Goodman	Odom	White	Vinson	Jackson	Pickles
Kennesaw State*	Wright	Smith	Escobar	Pitts III	Toney	Goodman	Odom	White	Vinson	Jackson	Locklear
at #10/11 Tennessee	Wright	Immediato	Smith	Pitts III	Utley	Goodman	Odom	White	Vinson	Jackson	Locklear
at NM State*	-	-	-	-	-	-	-	-	-	-	-

DEFENSE

OPPONENT	DE/DL	NT	DT	Bandit/DE	LB	LB/S	SPUR/S	CB	S	S	CB
at Nebraska	Goree	Tonga'uiha	Johnson	Westmoreland	Dunson	Rayam	Chapman	Shelton	Moore	Smith	Odums
Southern Utah	Thompson	Tonga'uiha	Johnson	Westmoreland	Dyman	Hopkins	Chapman	Shelton	Moore	Smith	Odums
at Liberty*	Thompson	Tonga'uiha	Johnson	Westmoreland	Dyman	Hopkins	Chapman	Shelton	Allen	Smith	Odums
at Colorado State	Thompson	Tonga'uiha	Johnson	Westmoreland	Dyman	Hopkins	Chapman	Allen	Moore	Smith	Odums
Sam Houston	Thompson	Tonga'uiha	Johnson	Westmoreland	Dyman	Russell	Chapman	Allen	Moore	Smith	Boyd-Mathews
at WKU*	Thompson	Coker	Johnson	Westmoreland	Dyman	Shufelt	Russell	Allen	Moore	Smith	Content
FIU*	Duhon	Coker	Johnson	Westmoreland	Dyman	Hopkins	Russell	Allen	Moore	Smith	Boyd-Mathews
at LA Tech*	Duhon	Tonga'uiha	Johnson	Westmoreland	Dyman	Hopkins	Russell	Allen	Moore	Williams	Boyd-Mathews
Middle Tennessee*	Duhon	Tonga'uiha	Johnson	Westmoreland	Dyman	Hopkins	Chapman	Allen	Moore	Williams	Boyd-Mathews
Kennesaw State*	Thompson	Tonga'uiha	Johnson	Westmoreland	Dyman	Hopkins	Chapman	Allen	Moore	Smith	Content
at #10/11 Tennessee	Duhon	Coker	Johnson	Westmoreland	Dyman	Hopkins	Chapman	Allen	Russell	Smith	Content
at NM State*	-	-	-	-	-	-	-	-	-	-	-

2024 GAME-BY-GAME

RUSHING GAME-BY-GAME

Player	No-Yds/TD	Nebr	SUU	Lib	CSU	SHSU	WestKy	FIU	LATech	MTSU	KennSt	UT
Jevon Jackson	173-675/2	10-32/0	20-80/0	15-67/0	10-35/0	4-19/0	6-6/0	26-148/1	22-112/0	21-83/0	26-68/1	13-25/0
Skyler Locklear	71-198/2	4-15/0	15-47/1	13-20/0	6-5/0	DNP	6-23/0	6-12/1	5-9/0	DNP	8-30/0	8-37/0
Ezell Jolly	62-244/1	-	DNP	DNP	DNP	17-76/1	27-119/0	9-41/0	7-8/0	2-0/0	DNP	DNP
JP Pickles	39-133/1	DNP	DNP	DNP	DNP	DNP	DNP	DNP	12-53/0	19-77/1	DNP	8-3/0
Cade McConnell	14--2/0	2-12/0	-	-	4--11/0	7--2/0	1--1/0	DNP	DNP	DNP	DNP	DNP
Kam Thomas	13-27/0	1-2/0	1--3/0	-	-	6-26/0	1-5/0	3-3/0	1--6/0	DNP	DNP	DNP
Corey Wren	10-24/0	4-2/0	-	1-3/0	5-19/0	-	-	-	DNP	DNP	DNP	DNP
Ashten Emory	6-23/0	DNP	DNP	DNP	DNP	DNP	-	DNP	-	DNP	6-23/0	DNP
Joshua Dye	6-20/0	-	-	DNP	DNP	DNP	-	-	-	-	1-4/0	5-16/0
Shay Smith	6--10/1	2--6/0	DNP	1-1/0	DNP	DNP	-	DNP	DNP	DNP	3--5/1	DNP
Kenny Odom	4--10/0	-	-	-	-	-	-	-	-	-	1-0/0	3-0/0
Trey Goodman	1-9/0	-	-	-	-	-	-	1-9/0	-	-	-	-
Marquez Taylor	1-0/0	DNP	DNP	DNP	DNP	DNP	DNP	DNP	-	DNP	-	1-0/0
Jaden Smith	1--1/0	1--1/0	-	-	-	DNP	DNP	DNP	DNP	DNP	DNP	DNP

RECEIVING GAME-BY-GAME

Receiving

Player	No-Yds/TD	Nebr	SUU	Lib	CSU	SHSU	WestKy	FIU	LATech	MTSU	KennSt	UT
Kenny Odom	44-712/7	-	5-97/0	2-64/1	7-128/2	4-70/0	1-76/1	3-75/0	2-5/0	4-19/0	8-108/3	8-70/0
Kam Thomas	43-442/2	7-71/1	5-99/0	8-68/0	6-46/0	5-31/0	3-24/0	4-36/0	5-67/1	DNP	DNP	DNP
Trey Goodman	43-425/0	2-26/0	1-8/0	6-54/0	3-14/0	3-44/0	5-41/0	4-25/0	2-13/0	2-32/0	12-150/0	3-18/0
Jaden Smith	21-177/0	4-33/0	4-56/0	7-42/0	6-46/0	DNP	DNP	DNP	DNP	DNP	DNP	DNP
Jevon Jackson	16-99/2	-	4-22/1	1-9/0	-	-	-	1-22/1	-	5-33/0	3-7/0	2-6/0
Emari White	15-107/0	-	-	1-6/0	2-13/0	1-2/0	-	-	-	3-23/0	3-45/0	5-18/0
Marcus Vinson	11-108/2	1-5/0	3-13/0	-	1-0/0	1-52/1	1-3/0	1-3/0	-	1-18/0	1-11/1	1-3/0
Ezell Jolly	6-38/0	-	DNP	DNP	DNP	1-5/0	3-28/0	1-0/0	-	1-5/0	DNP	DNP
Ashton Nickelberry	4-47/0	1-3/0	DNP	DNP	1-29/0	-	-	-	-	2-15/0	-	-
Skyler Locklear	3-32/1	-	1-4/1	1-1/0	-	DNP	-	-	-	DNP	-	1-27/0
Ashten Emory	2-12/0	DNP	DNP	DNP	DNP	DNP	-	DNP	-	DNP	2-12/0	DNP
Joshua Dye	1-11/0	1-11/0	-	DNP	DNP	DNP	-	-	-	-	-	-
Wondame Davis Jr.	1-7/0	DNP	DNP	DNP	DNP	DNP	DNP	DNP	DNP	DNP	DNP	1-7/0
Corey Wren	1-6/0	-	-	-	-	-	1-6/0	-	DNP	DNP	DNP	DNP

PASSING GAME-BY-GAME

#1 Trey Goodman	Comp	Att	Int	Pct	Yards	TD	Long	Sacked	Effic.
Sam Houston	0	1	1	0.0	0	0	0	0-0	-200.0
Tennessee	1	2	1	50.0	27	0	27	0-0	63.4
Totals	1	3	2	33.3	27	0	27	0-0	-24.4

#3 Jaden Smith	Comp	Att	Int	Pct	Yards	TD	Long	Sacked	Effic.
Southern Utah	1	1	0	100.0	4	1	4	0-0	463.6
Totals	1	1	0	100.0	4	1	4	0-0	463.6

#7 Shay Smith	Comp	Att	Int	Pct	Yards	TD	Long	Sacked	Effic.
Nebraska	2	2	0	100.0	14	0	11	1-4	158.8
Kennesaw St.	1	1	0	100.0	6	0	6	1-8	150.4
Totals	3	3	0	100.0	20	0	11	2-12	156.0

#9 Skyler Locklear	Comp	Att	Int	Pct	Yards	TD	Long	Sacked	Effic.
Nebraska	11	17	1	64.7	115	1	38	1-5	129.2
Southern Utah	22	29	0	75.9	295	1	65	3-22	172.7
Liberty	26	43	2	60.5	244	1	60	3-11	106.5
Colorado St.	7	15	1	46.7	56	0	32	2-7	64.7
Western Ky.	11	17	0	64.7	82	0	19	2-15	105.2
FIU	14	23	1	60.9	161	1	62	1-2	125.3
Louisiana Tech	7	11	0	63.6	76	1	47	1-4	151.7
Kennesaw St.	28	33	0	84.8	327	4	37	0-0	208.1
Tennessee	10	19	1	52.6	50	0	34	1-6	64.2
Totals	136	207	6	65.7	1406	9	65	14-72	131.3

#11 Cade McConnell	Comp	Att	Int	Pct	Yards	TD	Long	Sacked	Effic.
Nebraska	3	7	1	42.9	20	0	11	0-0	38.3
Colorado St.	19	29	0	65.5	220	2	55	1-10	152.0
Sam Houston	15	28	1	53.6	204	1	52	3-10	119.4
Western Ky.	3	7	1	42.9	96	1	76	1-1	176.6
Totals	40	71	3	56.3	540	4	76	5-21	130.4

#19 JP Pickles	Comp	Att	Int	Pct	Yards	TD	Long	Sacked	Effic.
Louisiana Tech	2	5	0	40.0	9	0	8	0-0	55.1
Middle Tenn.	18	33	1	54.5	145	0	22	3-13	85.4
Tennessee	10	15	0	66.7	72	0	19	3-20	107.0
Totals	30	53	1	56.6	226	0	22	6-33	88.6

#29 Adam Jacklin	Comp	Att	Int	Pct	Yards	TD	Long	Sacked	Effic.
Middle Tenn.	0	1	0	0.0	0	0	0	0-0	0.0
Totals	0	1	0	0.0	0	0	0	0-0	0.0

2024 TEAM GAME-BY-GAME

Date	Opponent	Rushing				Receiving				Passing				Kick Returns				Punt Returns				tot off
		no.	yds	td	lg	no.	yds	td	lg	cmp-att-int	yds	td	lg	no.	yds	td	lg	no.	yds	td	lg	
08/31/2024	at Nebraska	24	56	0	13	16	149	1	38	16-26-2	149	1	38	3	48	0	18	1	29	0	29	205
09/07/2024	Southern Utah	36	124	1	19	23	299	2	65	23-30-0	299	2	65	1	23	0	23	0	0	0	0	423
09/14/2024	at Liberty	30	91	0	18	26	244	1	60	26-43-2	244	1	60	3	43	0	16	1	18	0	18	335
09/21/2024	at Colorado St.	25	48	0	11	26	276	2	55	26-44-1	276	2	55	2	39	0	23	1	-4	0	0	324
10/03/2024	Sam Houston	34	119	1	11	15	204	1	52	15-29-2	204	1	52	3	48	0	18	2	20	0	10	323
10/10/2024	at Western Ky.	41	152	0	16	14	178	1	76	14-24-1	178	1	76	6	185	1	100	1	-1	0	0	330
10/16/2024	FIU	46	211	2	42	14	161	1	62	14-23-1	161	1	62	3	65	0	24	2	6	0	4	372
10/22/2024	at Louisiana Tech	47	166	0	22	9	85	1	47	9-16-0	85	1	47	0	0	0	0	1	19	0	19	251
11/02/2024	Middle Tenn.	42	160	1	19	18	145	0	22	18-34-1	145	0	22	2	24	0	14	2	28	0	24	305
11/09/2024	Kennesaw St.	45	120	2	18	29	333	4	37	29-34-0	333	4	37	1	21	0	21	4	87	0	62	453
11/23/2024	at Tennessee	38	81	0	14	21	149	0	34	21-36-2	149	0	34	0	0	0	0	0	0	0	0	230
UTEP		408	1328	7	42	211	2223	14	76	211-339-12	2223	14	76	24	496	1	100	15	202	0	62	3551
Opponents		445	1951	24	73	194	2338	20	61	194-301-10	2338	20	61	21	577	1	97	23	174	0	38	4289

UTEP Averages

Games	Avg/ rush	Avg/ catch	Pass effic	KR avg	PR avg	All purpose avg/game	Total offense avg/game
11	3.3	10.5	123.9	20.7	13.5	398.9	322.8

Date	Opponent	Tackles			Sacks no-yds	Fumble ff-fr-yds	Pass Defense			blkd kick	PAT attempts			off					
		ua	a	total			tfl-yds	int-yds	qbh		brup	kick	rush	rcv	saf	t/o	pts		
08/31/2024	at Nebraska	52	42	94	3.0-8	1-6	1	1-0	0-0	2	2	0	1-1	0	0	0	0	0	7
09/07/2024	Southern Utah	34	38	72	11.0-28	4-18	1	0-0	0-0	0	4	0	3-3	0	0	0	0	0	24
09/14/2024	at Liberty	37	38	75	4.0-17	2-10	1	2-0	0-0	0	0	0	1-1	0	0	0	7	10	
09/21/2024	at Colorado St.	25	56	81	9.0-31	2-12	0	0-0	1-0	2	3	0	2-2	0	0	0	3	17	
10/03/2024	Sam Houston	44	46	90	5.0-19	3-17	0	1-0	0-0	3	3	0	3-3	0	0	0	7	21	
10/10/2024	at Western Ky.	36	32	68	7.0-35	3-21	0	0-0	1-1	2	2	0	2-2	0	0	0	0	17	
10/16/2024	FIU	28	34	62	8.0-22	2-10	0	0-0	4-81	2	2	0	3-3	0	0	0	10	30	
10/22/2024	at Louisiana Tech	29	34	63	9.0-42	4-22	0	0-0	0-0	0	3	0	1-1	0	0	0	0	10	
11/02/2024	Middle Tenn.	27	42	69	5.0-10	1-1	1	1-0	2-20	1	4	0	1-1	0	0	0	6	13	
11/09/2024	Kennesaw St.	37	34	71	10.0-33	3-14	0	0-0	2-37	0	4	0	5-5	0	1	0	7	43	
11/23/2024	at Tennessee	26	50	76	5.0-12	3-7	0	0-0	0-0	0	3	0	0-0	0	0	0	0	0	
UTEP		375	446	821	76.0-257	28-138	4	5-0	10-139	12	30	0	22-22	0	1	0	40	192	
Opponents		394	426	820	85.0-274	27-138	9	6-38	12-134	37	43	4	41-42	1	1	1	53	353	

Date	Opponent	Punting							Field Goals			Kickoffs						
		no.	yds	avg	long	blkd	tb	fc	50+	i20	md-att	long	blkd	no.	yds	avg	tb	ob
08/31/2024	at Nebraska	6	235	39.2	41	0	0	2	0	1	0-0	0	0	4	181	45.3	1	0
09/07/2024	Southern Utah	5	181	36.2	45	0	0	1	0	1	1-3	43	0	4	201	50.3	2	1
09/14/2024	at Liberty	4	170	42.5	54	0	0	2	1	1	1-2	25	0	3	185	61.7	0	0
09/21/2024	at Colorado St.	6	169	28.2	39	1	0	2	0	1	1-1	45	0	4	253	63.3	1	0
10/03/2024	Sam Houston	8	346	43.3	66	0	0	2	1	3	0-0	0	0	4	254	63.5	2	0
10/10/2024	at Western Ky.	3	114	38.0	42	0	0	1	0	0	1-1	42	0	4	253	63.3	2	1
10/16/2024	FIU	6	174	29.0	49	1	0	1	0	2	3-3	44	0	7	451	64.4	4	0
10/22/2024	at Louisiana Tech	7	219	31.3	58	1	0	1	1	1	1-2	44	0	3	134	44.7	0	0
11/02/2024	Middle Tenn.	5	228	45.6	60	0	0	1	2	1	2-3	32	0	4	248	62.0	2	0
11/09/2024	Kennesaw St.	7	260	37.1	49	1	0	2	0	1	0-1	0	0	5	286	57.2	1	0
11/23/2024	at Tennessee	6	185	30.8	39	0	0	0	0	1	0-2	0	0	1	58	58.0	0	0
UTEP		63	2281	36.2	66	4	0	15	5	13	10-18	45	0	43	2504	58.2	15	2
Opponents		57	2370	41.6	77	0	3	17	13	26	12-15	54	0	65	4134	63.6	35	2

2024 GAME-BY-GAME COMPARISON

Opponent	Score	First Downs				Rushing Number-Yards	Passing		Total Offense Plays-Yards	Return Yards	Turn- Overs
		Total	Rush	Pass	Pen		Comp-Att.-Int	Yards			
Nebraska	7-40	12 / 30	5 / 11	7 / 14	0 / 5	24-56 / 47-223	16-26-2 / 25-36-0	149 / 284	50-205 / 83-507	77 / 118	2 / 1
Southern Utah	24-27	17 / 21	9 / 14	7 / 6	1 / 1	36-124 / 47-268	23-30-0 / 11-18-0	299 / 115	66-423 / 65-383	23 / 21	0 / 0
Liberty	10-28	18 / 19	8 / 8	9 / 10	1 / 1	30-91 / 43-179	26-43-2 / 15-19-0	244 / 228	73-335 / 62-407	61 / 78	3 / 2
Colorado St.	17-27	15 / 14	2 / 9	12 / 5	1 / 0	25-48 / 43-226	26-44-1 / 14-22-1	276 / 132	69-324 / 65-358	35 / 45	1 / 1
Sam Houston	21-41	15 / 26	4 / 10	9 / 13	2 / 3	34-119 / 51-293	15-29-2 / 19-31-0	204 / 224	63-323 / 82-517	68 / 99	4 / 1
Western Ky.	17-44	18 / 20	10 / 10	7 / 10	1 / 0	41-152 / 42-218	14-24-1 / 18-27-1	178 / 264	65-330 / 69-482	185 / 63	1 / 1
FIU	30-21	20 / 14	13 / 3	5 / 10	2 / 1	46-211 / 33-85	14-23-1 / 17-28-4	161 / 202	69-372 / 61-287	152 / 112	2 / 4
Louisiana Tech	10-14	14 / 12	9 / 1	3 / 11	2 / 0	47-166 / 30-7	9-16-0 / 22-31-0	85 / 248	63-251 / 61-255	19 / 63	0 / 0
Middle Tenn.	13-20	20 / 17	8 / 5	9 / 9	3 / 3	42-160 / 28-94	18-34-1 / 21-35-2	145 / 239	76-305 / 63-333	72 / 43	1 / 3
Kennesaw St.	43-35	22 / 14	6 / 6	13 / 7	3 / 1	45-120 / 42-117	29-34-0 / 14-25-2	333 / 183	79-453 / 67-300	145 / 194	1 / 2
Tennessee	0-56	15 / 26	6 / 11	8 / 15	1 / 0	38-81 / 39-241	21-36-2 / 18-29-0	149 / 219	74-230 / 68-460	0 / 87	3 / 0
Totals	192-353	186 / 213	80 / 88	89 / 110	17 / 15	408-1328 / 445-1951	211-339-12 / 194-301-10	2223 / 2338	747-3551 / 746-4289	837 / 923	18 / 15

Opponents	3rd Down Conversion	4th Down Conversion	Time of Possession	TOP Margin	Avg Yds/Rush	Avg Yds/Pass	Avg Yds/Play	Punting Number-Avg	Penalties Number-Yards	Sacks
Nebraska	3-10 / 11-17	0-0 / 0-2	21:28 / 38:32	-17:04	2.3 / 4.7	5.7 / 7.9	4.1 / 6.1	6-39.2 / 2-48.5	9-76.0 / 3-35.0	1 / 2
Southern Utah	5-16 / 8-15	2-2 / 0-0	28:36 / 31:24	-02:48	3.4 / 5.7	10.0 / 6.4	6.4 / 5.9	5-36.2 / 4-33.8	14-122.0 / 9-80.0	4 / 3
Liberty	3-14 / 5-13	1-3 / 0-0	29:14 / 30:46	-01:32	3.0 / 4.2	5.7 / 12.0	4.6 / 6.6	4-42.5 / 6-40.2	2-25.0 / 2-20.0	2 / 3
Colorado St.	7-17 / 3-14	0-2 / 2-4	26:42 / 33:18	-06:36	1.9 / 5.3	6.3 / 6.0	4.7 / 5.5	6-28.2 / 4-38.5	2-18.0 / 3-25.0	2 / 3
Sam Houston	4-15 / 7-17	0-1 / 1-2	24:43 / 35:17	-10:34	3.5 / 5.7	7.0 / 7.2	5.1 / 6.3	8-43.3 / 6-40.0	12-120.0 / 7-60.0	3 / 3
Western Ky.	8-15 / 6-14	0-3 / 4-4	30:23 / 29:37	00:46	3.7 / 5.2	7.4 / 9.8	5.1 / 7.0	3-38.0 / 2-43.5	2-13.0 / 5-50.0	3 / 3
FIU	4-14 / 3-13	1-1 / 1-2	30:04 / 29:56	00:08	4.6 / 2.6	7.0 / 7.2	5.4 / 4.7	6-29.0 / 6-40.7	3-35.0 / 7-49.0	2 / 1
Louisiana Tech	1-14 / 6-17	2-4 / 0-1	28:48 / 31:12	-02:24	3.5 / 0.2	5.3 / 8.0	4.0 / 4.2	7-31.3 / 7-33.9	2-8.0 / 5-50.0	4 / 1
Middle Tenn.	5-16 / 3-13	0-2 / 1-1	28:28 / 31:32	-03:04	3.8 / 3.4	4.3 / 6.8	4.0 / 5.3	5-45.6 / 6-42.2	5-52.0 / 8-70.0	1 / 3
Kennesaw St.	7-17 / 6-17	1-3 / 0-1	31:52 / 27:18	04:34	2.7 / 2.8	9.8 / 7.3	5.7 / 4.5	7-37.1 / 8-50.1	4-36.0 / 4-50.0	3 / 1
Tennessee	7-18 / 6-12	1-3 / 0-0	33:49 / 26:11	07:38	2.1 / 6.2	4.1 / 7.6	3.1 / 6.8	6-30.8 / 6-46.8	5-19.0 / 7-60.0	3 / 4
Totals	54-166 / 64-162	8-24 / 9-17	314:07 / 345:03	-30:56	3.3 / 4.4	6.6 / 7.8	4.8 / 5.7	63-36.2 / 57-41.6	60-524.0 / 60-549.0	28 / 27

Note: Game totals are displayed in the format TEAM/OPPONENT for each category

UTEP INDIVIDUAL CAREER HIGHS

JOSIAH ALLEN (SPUR)

Tackles _____ 8, at UA (9/16/23)
 Fumbles recovered _____ 1, at LA Tech (10/8/22)
 Pass Breakups _____ 2, 2x, last vs. SUU (9/7/24)
 Tackles for loss _____ 1.0, 4x, last at WKU (10/10/24)
 Sacks _____ 1.0, 2x, last at WKU (10/10/24)
 Interceptions _____ 1, vs. MTSU (11/2/24)

ELIJAH BALDWIN (DL)

Tackles _____ 1, at WKU (10/10/24)

CHASE BIBLER (DT)

Tackles _____ 1, 3x, last at UT (11/23/24)

AMIR BOYD-MATTHEWS (CB)

Tackles _____ 4, 2x, last at UTSA (11/26/22)
 Pass Breakups _____ 1, 5x, last vs. KSU (11/9/24)
 Tackles for loss _____ 1.0, 2x, last vs. KSU (11/9/24)
 Interceptions _____ 1, 2x, last vs. KSU (11/9/24)
 Fumbles recovered _____ 1, vs. MTSU (11/2/24)
 Forced fumbles _____ 1, vs. MTSU (11/2/24)

DYLAN BROWN-TURNER (LB)

Tackles _____ 2, at WKU (10/10/24)

JOHN BURRIS III (CB)

Tackles _____ 1, 5x, last vs. Liberty (11/25/23)

KORY CHAPMAN (SPUR)

Points Scored _____ 6, vs. SH (10/3/24)
 Tackles _____ 13, vs. SUU (9/7/24)
 Tackles for loss _____ 3.5, at LT (10/22/24)
 Interceptions _____ 1, vs. KSU (11/9/24)
 Sacks _____ 1.0, 2x, last at LT (10/22/24)
 QB Hurries _____ 1, at CSU (9/21/24)
 Fumble Recovered _____ 1, vs. SH (10/3/24)

ASHTON COKER (DT)

Tackles _____ 2, vs. FIU (10/16/24)
 Tackles for loss _____ 0.5, vs. FIU (10/16/24)

JUSTIN CONTENT (CB)

Tackles _____ 2, 2x, last at UT (11/23/24)
 Pass Breakups _____ 1, vs. SH (10/3/24)

WONDAME DAVIS JR. (WR)

Receptions _____ 1, at UT (11/23/24)
 Receiving Yards _____ 7, at UT (11/23/24)
 Long Reception _____ 7, at UT (11/23/24)

VALENTINO DIAZ (BANDIT)

Tackles _____ 2, at UT (11/23/24)

KYRAN DUHON (LB)

Tackles _____ 9, vs. KSU (11/9/24)
 Sacks _____ 2.0, vs. KSU (11/9/24)
 Tackles for loss _____ 2.0, vs. KSU (11/9/24)
 Pass Breakups _____ 1, 2x, last vs. KSU (11/9/24)

TRAY DUNSON (LB)

Tackles _____ 3, at NEB (8/31/24)
 Pass Breakups _____ 1, vs. MTSU (11/2/24)

JOSHUA DYE (RB)

Receptions _____ 1, at NEB (8/31/24)
 Receiving Yards _____ 11, at NEB (8/31/24)
 Long reception _____ 11, at NEB (8/31/24)

NATE DYMAN (LB)

Tackles _____ 13, vs. MTSU (11/2/24)
 Tackles for loss _____ 2.0, vs. KSU (11/9/24)
 Sacks _____ 1.0, at UT (11/23/24)
 Pass Breakups _____ 1, 3x, last at LT (10/22/24)
 Fumbles Recovered _____ 1, at LU (9/14/24)
 QB Hurry _____ 1, 3x, last vs. FIU (10/16/24)

BUZZ FLABIANO (K)

Points scored _____ 13, at SH (10/25/23)
 Kick PATs _____ 5, vs. KSU (11/9/24)
 Points by kicking _____ 13, at SH (10/25/23)
 Field goals made _____ 3, 2x, last vs. FIU (10/16/24)
 Field goal attempts _____ 4, at FIU (10/11/23)
 Long field goal _____ 45, at CSU (9/21/24)

JAVONI GARDERE (WR)

Points Scored _____ 6, at UA (9/16/23)
 Receptions _____ 2, vs. Liberty (11/25/23)
 Receiving yards _____ 25, at UA (9/16/23)
 Receiving TDs _____ 1, at UA (9/16/23)
 Long reception _____ 25, at UA (9/16/23)
 All-purpose yards _____ 25, at UA (9/16/23)

TREY GOODMAN (WR)

Receptions _____ 12, vs. KSU (11/9/24)
 Receiving Yards _____ 150, vs. KSU (11/9/24)
 Long reception _____ 37, vs. KSU (11/9/24)
 Rush attempts _____ 1, vs. FIU (10/16/24)
 Rushing yards _____ 9, vs. FIU (10/16/24)
 Long rush _____ 9, vs. FIU (10/16/24)
 Pass attempts _____ 2, at UT (11/23/24)
 Pass completions _____ 1, at UT (11/23/24)
 Pass yards _____ 27, at UT (11/23/24)
 Long pass _____ 27, at UT (11/23/24)
 Punt Returns _____ 4, vs. KSU (11/9/24)
 Punt Return Yards _____ 87, vs. KSU (11/9/24)
 Long PR _____ 62, vs. KSU (11/9/24)
 All-purpose yards _____ 237, vs. KSU (11/9/24)

DEVIN GOREE (DE)

Tackles _____ 3, at NEB (8/31/24)
 Sacks _____ 0.5, vs. SUU (9/7/24)
 Tackles for loss _____ 0.5, vs. SUU (9/7/24)
 QB Hurry _____ 1, vs. SH (10/3/24)

JAIME GUERRERO (S)

Tackles _____ 1, 2x, last vs. SUU (9/7/24)

JAKE HALL (LB)

Tackles _____ 2, vs. LA Tech (9/29/23)
 Tackles for loss _____ 0.5, vs. LA Tech (9/29/23)

CADEN HARRIS (WR)

Kickoff Returns _____ 1, 2x, last at MT (11/18/23)
 Kickoff Yards _____ 28, at NU (9/9/23)
 Long KOR _____ 28, at NU (9/9/23)

DORIAN HOPKINS (LB)

Tackles _____ 16, at NEB (8/31/24)
 Tackles for loss _____ 2.5, at CSU (9/21/24)
 Fumbles Recovered _____ 1, at NEB (8/31/24)
 Fumbles Forced _____ 1, vs. SUU (9/7/24)
 Interceptions _____ 1, 2x, last vs. MTSU (11/2/24)
 Sacks _____ 1.0, vs. MTSU (11/2/24)

LANDON HULLABY (S)

Tackles _____ 6, vs. SH (10/3/24)
 Forced Fumbles _____ 1, at NEB (8/31/24)
 Pass Breakups _____ 1, vs. SH (10/3/24)

KEVIN HURLEY (WR)

Points Scored _____ 6, 3x, last vs. Liberty (11/25/23)
 Pass attempts _____ 4, at UA (9/16/23)
 Pass completions _____ 3, at UA (9/16/23)
 Pass yards _____ 57, vs. Liberty (11/25/23)
 Pass TDs _____ 1, 2x, last vs. Liberty (11/25/23)
 Long pass _____ 54, vs. Liberty (11/25/23)
 Rush attempts _____ 12, vs. LA Tech (9/29/23)
 Rush yards _____ 41, vs. LA Tech (9/29/23)
 Rushing TDs _____ 1, 3x, last vs. Liberty (11/25/23)
 Long rush _____ 18, vs. LA Tech (9/29/23)
 Total offense att. _____ 5, 2x, last vs. Liberty (11/25/23)
 Total offense yards _____ 58, vs. Liberty (11/25/23)
 All-purpose yards _____ 41, vs. LA Tech (9/29/23)

JEVON JACKSON (RB)

Points Scored _____ 12, vs. FIU (10/16/24)
 Rush attempts _____ 26, vs. FIU (10/16/24)
 Rushing yards _____ 148, vs. FIU (10/16/24)
 Long rush _____ 42, vs. FIU (10/16/24)
 Rushing TDs _____ 1, 2x, last vs. KSU (11/9/24)
 Receptions _____ 5, vs. MTSU (11/2/24)
 Receiving Yards _____ 33, vs. MTSU (11/2/24)
 Long reception _____ 22, vs. FIU (10/16/24)
 Receiving TDs _____ 1, 2x, last vs. FIU (10/16/24)
 Total offense attempts _____ 42, vs. FIU (10/16/24)
 Total offense yards _____ 148, vs. FIU (10/16/24)
 All-purpose yards _____ 170, vs. FIU (10/16/24)

ADAM JACKLIN

Punts _____ 8, vs. SH (10/3/24)
 Punt yards _____ 346, vs. SH (10/3/24)
 Punt average _____ 45.6, vs. MTSU (11/2/24)
 Long punt _____ 66, vs. SUU (9/7/24)

KD JOHNSON (DT)

Tackles _____ 8, vs. Liberty (11/25/23)
 QB Hurries _____ 1, 2x, last vs. SH (10/3/24)
 Tackles for loss _____ 2.0, vs. SUU (9/7/24)
 Sacks _____ 2.0, vs. SUU (9/7/24)

EZELL JOLLY (RB)

Points Scored _____ 6, vs. SH (10/3/24)
 Rush attempts _____ 27, at WKU (10/10/24)
 Rushing yards _____ 119, at WKU (10/10/24)
 Long rush _____ 14, 2x, last at WKU (10/10/24)
 Rushing TDs _____ 1, vs. SH (10/3/24)
 Receptions _____ 4, at MT (11/18/23)
 Receiving Yards _____ 21, at WKU (10/10/24)
 Long reception _____ 20, at UA (9/16/23)
 Total offense attempts _____ 29, at WKU (10/10/24)
 Total offense yards _____ 119, at WKU (10/10/24)
 All-purpose yards _____ 140, at WKU (10/10/24)

JAYLIN JONES (BANDIT)

Tackles _____ 3, 2x, last at UT (11/23/24)
 Tackles for loss _____ 1.0, vs. KSU (11/9/24)

JOEY LIGHTFOOT (NT)

Tackles _____ 1, 3x, last vs. KSU (11/9/24)

SKYLER LOCKLEAR (QB)

Points Scored _____ 12, vs. SUU (9/7/24)
 Pass attempts _____ 43, at LU (9/14/24)
 Pass completions _____ 28, vs. KSU (11/9/24)
 Pass yards _____ 327, vs. KSU (11/9/24)
 Pass TDs _____ 4, vs. KSU (11/9/24)
 Long pass _____ 65, vs. SUU (9/7/24)
 Rush attempts _____ 15, vs. SUU (9/7/24)
 Rush yards _____ 47, vs. SUU (9/7/24)
 Long rush _____ 11, at NEB (8/31/24)
 Rushing TDs _____ 1, vs. SUU (9/7/24)
 Receptions _____ 1, 3x, last at UT (11/23/24)
 Receiving Yards _____ 27, at UT (11/23/24)
 Long reception _____ 27, at UT (11/23/24)
 Receiving TDs _____ 1, vs. SUU (9/7/24)
 Total offense att. _____ 45, vs. SUU (9/7/24)
 Total offense yards _____ 357, vs. KSU (11/9/24)
 All-purpose yards _____ 51, vs. SUU (9/7/24)

UTEP INDIVIDUAL CAREER HIGHS

CADE MCCONNELL (QB)

Pass attempts _____ 41, at MT (11/18/23)
 Pass completions _____ 24, at MT (11/18/23)
 Pass yards _____ 364, at MT (11/18/23)
 Pass TDs _____ 2, 3x, last at CSU (9/21/24)
 Long pass _____ 80, 2x, last at MT (11/18/23)
 Rush attempts _____ 6, 2x, last at MT (11/18/23)
 Rush yards _____ 15, at SH (10/25/23)
 Long rush _____ 13, at SH (10/25/23)
 Total offense att. _____ 47, at MT (11/18/23)
 Total offense yards _____ 354, at MT (11/18/23)
 All-purpose yards _____ 13, at SH (10/25/23)

OSCAR MOORE (S)

Tackles _____ 8, at MT (11/18/23)
 Interceptions _____ 1, 2x, last at MT (11/18/23)
 Tackles for loss _____ 0.5, vs. SUU (9/7/24)

A'TIQ MUHAMMAD (CB)

Tackles _____ 1, 2x, last at NU (9/9/23)

ASHTON NICKELBERRY (WR)

Receptions _____ 2, vs. MTSU (11/2/24)
 Receiving Yards _____ 29, at CSU (9/21/24)
 Long reception _____ 29, at CSU (9/21/24)
 Kickoff Returns _____ 2, vs. MTSU (11/2/24)
 Kickoff Yards _____ 24, vs. MTSU (11/2/24)
 Long KOR _____ 21, vs. KSU (11/9/24)
 All-purpose yards _____ 39, vs. MTSU (11/2/24)

KENNY ODOM (WR)

Points Scored _____ 18, vs. KSU (11/9/24)
 Receptions _____ 8, 2x, last at UT (11/23/24)
 Receiving Yards _____ 128, at CSU (9/21/24)
 Long reception _____ 76, at WKU (10/10/24)
 Receiving TDs _____ 3, vs. KSU (11/9/24)
 Kickoff Returns _____ 3, vs. SH (10/3/24)
 Kickoff Yards _____ 48, vs. SH (10/3/24)
 Long KOR _____ 23, at CSU (9/21/24)
 All-purpose yards _____ 97, vs. SUU (9/7/24)
 Tackles _____ 2, vs. MTSU (11/2/24)

AJ ODUMS (CB)

Tackles _____ 7, at NEB (8/31/24)
 Pass breakups _____ 3, 2x last at CSU (9/21/24)
 Interceptions _____ 1, at CSU (9/21/24)

JP PICKLES (QB)

Points Scored _____ 6, vs. MTSU (11/2/24)
 Pass attempts _____ 33, vs. MTSU (11/2/24)
 Pass completions _____ 18, vs. MTSU (11/2/24)
 Pass yards _____ 145, vs. MTSU (11/2/24)
 Long pass _____ 22, vs. MTSU (11/2/24)
 Rush attempts _____ 19, vs. MTSU (11/2/24)
 Rush yards _____ 77, vs. MTSU (11/2/24)
 Long rush _____ 17, vs. MTSU (11/2/24)
 Rush TDs _____ 1, vs. MTSU (11/2/24)
 Total offense att. _____ 52, vs. MTSU (11/2/24)
 Total offense yards _____ 222, vs. MTSU (11/2/24)
 All-purpose yards _____ 77, vs. MTSU (11/2/24)

MICHAEL RAY JR. (S)

Tackles _____ 1, at CSU (9/21/24)

JALEN RAYAM (LB)

Tackles _____ 1, at NEB (8/31/24)

HUNTER RAPOLLA (LB)

Tackles _____ 2, at UT (11/23/24)

LANTZ RUSSELL (S)

Tackles _____ 12, vs. SH (10/3/24)
 Sacks _____ 1.0, 2x, last vs. FIU (10/16/24)
 Tackles for loss _____ 2.0, at WKU (10/10/24)
 Pass Breakups _____ 1, 2x, last at UT (11/23/24)
 Interceptions _____ 1, 2x, last vs. FIU (10/16/24)

LUKE SEIB (WR)

Receptions _____ 1, vs. NMSU (10/18/23)
 Receiving Yards _____ 14, vs. NMSU (10/18/23)
 Long Reception _____ 14, vs. NMSU (10/18/23)
 All-purpose yards _____ 14, vs. NMSU (10/18/23)

JAYLON SHELTON (CB)

Tackles _____ 8, at NEB (8/31/24)
 Pass Breakups _____ 1, vs. FIU (10/16/24)

STRATTON SHUFELT (LB)

Tackles _____ 7, at WKU (10/10/24)
 Pass Breakups _____ 1, at WKU (10/10/24)
 QB Hurries _____ 1, at WKU (10/10/24)

JADEN SMITH (WR)

Receptions _____ 7, at LU (9/14/24)
 Receiving Yards _____ 56, vs. SUU (9/7/24)
 Long reception _____ 41, at NEB (8/31/24)
 Rush attempts _____ 1, at NEB (8/31/24)
 Rushing yards _____ -1, at NEB (8/31/24)
 Long rush _____ -1, at NEB (8/31/24)
 Pass attempts _____ 1, vs. SUU (9/7/24)
 Pass completions _____ 1, vs. SUU (9/7/24)
 Pass yards _____ 4, vs. SUU (9/7/24)
 Pass TDs _____ 1, vs. SUU (9/7/24)
 Long pass _____ 4, vs. SUU (9/7/24)
 All-purpose yards _____ 56, vs. SUU (9/7/24)

SHAY SMITH (QB)

Points Scored _____ 6, vs. KSU (11/9/24)
 Pass attempts _____ 2, at NEB (8/31/24)
 Pass completions _____ 2, at NEB (8/31/24)
 Pass yards _____ 14, at NEB (8/31/24)
 Long pass _____ 11, at NEB (8/31/24)
 Rush attempts _____ 2, at NEB (8/31/24)
 Rush yards _____ 1, at LU (9/14/24)
 Long rush _____ 1, at LU (9/14/24)
 Rush TDs _____ 1, vs. KSU (11/9/24)
 Total offense att. _____ 4, at NEB (8/31/24)
 Total offense yards _____ 8, at NEB (8/31/24)
 All-purpose yards _____ 1, at LU (9/14/24)

XAVIER SMITH (S)

Tackles _____ 10, at LU (9/14/24)
 Fumbles recovered _____ 1, at LU (9/14/24)
 Pass Breakups _____ 2, vs. KSU (11/9/24)

TEVITA TAFUNA (NT)

Tackles _____ 5, at JSU (8/26/23)
 Tackles for Loss _____ 1.0, 2x, last at LU (9/14/24)
 Sacks _____ 1.0, at LU (9/14/24)
 QB Hurries _____ 1, at Boise State (9/10/21)
 Pass Breakups _____ 1, at UNM (9/17/22)
 Fumbles recovered _____ 1, vs. MT (10/29/22)
 Forced fumbles _____ 1, at LU (9/14/24)

EKOW TAYLOR (BANDIT)

Tackles _____ 2, vs. SUU (9/7/24)
 Tackles for loss _____ 0.5, vs. SUU (9/7/24)
 Sacks _____ 0.5, vs. SUU (9/7/24)

ANGELO TEJADA (LS)

Tackles _____ 1, 2x, last at SH (10/25/23)

BRYTON THOMPSON (DE)

Tackles _____ 12, at CSU (9/21/24)
 Tackles for loss _____ 2.5, at CSU (9/21/24)
 Sacks _____ 1.0, 6x, last vs. SH (10/3/24)
 Forced fumbles _____ 1, vs. NMSU (9/10/22)
 QB hurry _____ 1, 3x, last vs. MTSU (11/2/24)

KAM THOMAS (MB)

Points Scored _____ 6, at NEB (8/31/24)
 Rush attempts _____ 6, vs. SH (10/3/24)
 Rushing yards _____ 2, at NEB (8/31/24)
 Long rush _____ 2, at NEB (8/31/24)
 Receptions _____ 8, at LU (9/14/24)
 Receiving Yards _____ 99, vs. SUU (9/7/24)
 Long reception _____ 65, vs. SUU (9/7/24)
 Receiving TDs _____ 1, at NEB (8/31/24)
 Punt Returns _____ 1, at NEB (8/31/24)
 Punt Return Yards _____ 29, at NEB (8/31/24)
 Long PR _____ 29, at NEB (8/31/24)
 Kickoff Returns _____ 2, at NEB (8/31/24)
 Kickoff Return Yards _____ 43, at LU (9/14/24)
 Long KOR _____ 23, vs. SUU (9/7/24)
 Total offense attempts _____ 8, at NEB (8/31/24)
 Total offense yards _____ 2, at NEB (8/31/24)
 All-purpose yards _____ 132, at NEB (8/31/24)

SIONE TONGA'UIHA (NT)

Tackles _____ 3, 6x, last vs. FIU (10/16/24)
 Sacks _____ 1.0, at NEB (8/31/24)
 Tackles for loss _____ 1.0, 3x, last vs. FIU (10/16/24)
 QB Hurries _____ 1, at NM State (8/28/21)
 Pass Breakups _____ 1, vs. Liberty (11/25/23)

LOGOLOGO VA'A (DT)

Tackles _____ 4, vs. UNLV (9/23/23)
 Tackles for loss _____ 1.0, 2x, last at NU (9/9/23)
 QB Hurries _____ 1, at SH (10/25/23)

MARCUS VINSON (TE)

Points Scored _____ 6, 3x, last vs. KSU (11/9/24)
 Receptions _____ 3, vs. SUU (9/7/24)
 Receiving Yards _____ 52, vs. SH (10/3/24)
 Long Reception _____ 52, vs. SH (10/3/24)
 Receiving TDs _____ 1, 3x, last vs. KSU (11/9/24)

QUINZAVIOUS WARREN (NT)

Tackles _____ 1, 2x, last at UT (11/23/24)

MAURICE WESTMORELAND (BANDIT)

Tackles _____ 7, vs. MTSU (11/2/24)
 QB Hurries _____ 2, at NEB (8/31/24)
 Tackles for loss _____ 3.5, at FIU (10/11/23)
 Sacks _____ 2.5, at FIU (10/11/23)
 Pass breakups _____ 2, vs. UNLV (9/23/23)
 Forced fumbles _____ 1, at SH (10/25/23)

EMARI WHITE (WR)

Rush attempts _____ 1, 2x, last vs. WKU (11/4/23)
 Rushing yards _____ 17, at SH (10/25/23)
 Long rush _____ 17, at SH (10/25/23)
 Receptions _____ 5, 2x, last at UT (11/23/24)
 Receiving Yards _____ 54, vs. LU (11/25/23)
 Long reception _____ 54, vs. LU (11/25/23)
 Total offense attempts _____ 5, at MTSU (11/18/23)
 Total offense yards _____ 17, at SH (10/25/23)
 All-purpose yards _____ 54, vs. LU (11/25/23)

DILLION WILLIAMS (SPUR)

Tackles _____ 5, 2x, last vs. MTSU (11/2/24)
 Interceptions _____ 1, vs. FIU (10/16/24)

COREY WREN (MB)

Points Scored _____ 6, at WKU (10/10/24)
 Rush attempts _____ 5, at CSU (9/21/24)
 Rushing yards _____ 19, at CSU (9/21/24)
 Long rush _____ 9, at NEB (8/31/24)
 Receptions _____ 1, at WKU (10/10/24)
 Receiving Yards _____ 6, at WKU (10/10/24)
 Long reception _____ 6, at WKU (10/10/24)
 Kickoff Returns _____ 4, at WKU (10/10/24)
 Kickoff Yards _____ 151, at WKU (10/10/24)
 Long KOR _____ 100, at WKU (10/10/24)
 KOR for TDs _____ 1, at WKU (10/10/24)
 Total offense attempts _____ 5, at CSU (9/21/24)
 Total offense yards _____ 19, at CSU (9/21/24)
 All-purpose yards _____ 157, at WKU (10/10/24)

UTEP FOOTBALL 2024 RECAPS

Game #1

	UTEP (0-1, 0-0)	7
	Nebraska (1-0, 0-0)	40

**Lincoln, Neb. • Memorial Stadium (86,072)
Aug. 31, 2024**

UTEP tied the game at seven apiece however Nebraska would go on to score 33 unanswered points to down the Miners 40-7 in Memorial Stadium on Tom Osborne Field on Aug. 31.

The Cornhuskers (1-0) ran up 507 yards on 83 plays, including 223 yards on the ground with three rushing scores. Nebraska added 30 first downs, was only penalized three times (35 yards) and finished 11-of-17 on third-down conversions. The Miners (0-1) tallied 205 yards while being penalized nine times (76 yards).

Nebraska struck first with a 72-yard touchdown drive on 12 plays, resulting in a Dante Dowdell five-yard touchdown run.

Following UTEP's first possession where it was forced to punt, the Miners' defense settled in and stopped the Cornhuskers on a fourth-and-5 to get the ball back at their own 37.

UTEP took advantage and went 63 yards on only three plays to score its first touchdown in the Walden era. Skyler Locklear, in his first career collegiate start, found Kam Thomas for a 38-yard touchdown strike to tie the game 7-7 with 2:24 left in the first quarter.

Locklear started the game 5-for-5 with 59 yards and a TD. He finished 11-of-17 with 115 yards a touchdown and an interception. Thomas opened his UTEP debut with 71 yards on seven receptions and a score.

On Nebraska's fourth drive, the Cornhuskers drove the ball down inside the 20 but Dowdell fumbled the ball following a 12-yard rush. Landon Hullaby was credited with a forced fumble while Dorian Hopkins recovered the ball at the UTEP 3 at the 10:48 mark of the second quarter.

SCORE BY QUARTERS

TEAM	1ST	2ND	3RD	4TH	TOTAL
UTEP	7	0	0	0	7
NEBRASKA	7	23	7	3	40

QTR TIME SCORING PLAY

1st	09:00	NEB - Dowdell 5-yard rush (Alvano kick), 12-72, 05:54
	02:24	UTEP - Thomas 38-yard pass from Locklear (Flabiano kick), 3-63, 00:42
2nd	10:29	NEB - Robinson safety, 00:19
	10:04	NEB - Neyor 59-yard pass from Raiola (Alvano kick), 2-59, 00:18
	05:34	NEB - Ervin Jr. 3-yard rush (Alvano kick), 8-63, 03:45
	00:02	NEB - Banks 21-yard pass from Raiola (Alvano kick), 9-59, 02:03
3rd	05:34	NEB - Ervin Jr. 1-yard rush (Alvano kick), 11-73, 05:04
4th	09:22	NEB - Alvano 20-yard FG, 17-87, 09:26

TEAM STATISTICS

	UTEP	NEB
First Downs	12	30
Rushing Attempts-Yards	24-56	47-223
Passing Yards	149	284
Passes	16-26-2	25-36-0
Total Offense	205	507
Punt Returns-Yards	1-29	3-25
Kickoff Returns-Yards	3-48	3-75
Punts-Average	6-39.2	2-48.5
Fumbles-Lost	0-0	1-1
Penalties-Yards	9-76	3-35
Time of Possession	21:28	38:32

UTEP Leaders

Passing	C-A-I	YDS	TD	LG
Locklear	11-17-1	115	1	38

Rushing	ATT.	YDS	TD	LG
Jackson	10	32	0	13
Locklear	4	15	0	11

Receiving	Rec.	YDS	TD	LG
Thomas	7	71	1	38
Smith	4	33	0	21

Tackles	U-A-T	Sack-YD	TFL-YD	FR
Hopkins	6-10-16	0.0-0	1.0-1	1
Chapman	4-6-10	0.0-0	0.0-0	0

Nebraska Leaders

Passing	C-A-I	YDS	TD	LG
Raiola	19-27-0	238	2	59

Rushing	ATT.	YDS	TD	LG
Johnson	8	71	0	42
Dowdell	8	55	1	12

Receiving	Rec.	YDS	TD	LG
Neyor	6	121	1	59
Banks	4	61	1	17

Tackles	U-A-T	Sack-YD	TFL-YD	INT
Hartzog Jr.	5-0-5	0.0-0	0.0-0	1
Gbayor	2-3-5	0.0-0	1.5-2	0

Game #2

	Southern Utah (1-1, 0-0)	27 [ot]
	UTEP (0-2, 0-0)	24

**El Paso, Texas • Sun Bowl Stadium (41,609)
Sept. 7, 2024**

The UTEP football team came up short in Scotty Walden's home debut as Southern Utah used a strong second half to down the Miners 27-24 in overtime in front of 41,607 rowdy fans at Sun Bowl Stadium on Sept. 7.

The Miners (0-2) tallied 423 yards of total offense, including 299 in the air. However, 14 penalties for 122 yards and the Thunderbirds' (1-1) rushing attack (268 yards) were too much for UTEP to overcome.

SUU's Targhee Lambson ran downhill, picking up 183 yards on 20 carries (9.2 avg.) and two touchdowns. Lambson's first TD got the T-Birds within three points (17-14) while his second score put his squad up 21-17 at the 13:15 mark of the fourth quarter.

UTEP starting quarterback Skyler Locklear did a little of everything in his Sun Bowl debut. The redshirt sophomore threw for 295 yards on 22-of-29 passing and a touchdown. Not only did he toss one, but he also rushed for a score and caught another. Locklear added 47 yards on the ground.

Locklear's touchdown reception was off a four-yard pass from Jaden Smith with no time left on the clock. The Miners tied the game at 24 apiece following Buzz Flabiano's PAT to take the contest into overtime.

SUU got the ball first and Danny King converted a 33-yard field goal to take a three-point advantage. The Miners came up short on their possession in the extra period. Flabiano attempted to tie the game with a 38-yard attempt that was missed. The Miners were fortunate as an offside penalty was called that extended the game. UTEP, behind a loud fan base urging their Miners, came up short again as Flabiano missed a 32-yard attempt that ended the contest.

SCORE BY QUARTERS

TEAM	1ST	2ND	3RD	4TH	OT1	TOTAL
SUU	6	0	8	10	3	27
UTEP	14	3	0	7	0	24

QTR TIME SCORING PLAY

1st	10:33	UTEP - Jackson 5-yard pass from Locklear (Flabiano kick), 9-75, 04:27
	06:09	SUU - Mitchell 40-yard pass from Barron (Lambson rush failed), 8-75, 04:24
	01:35	UTEP - Locklear 4-yard rush (Flabiano kick), 11-75, 04:34
2nd	02:57	UTEP - Flabiano 43-yard FG, 7-50, 02:59
3rd	06:31	SUU - Lambson 20-yard rush (Bails rush), 6-50, 02:53
4th	13:15	SUU - Lambson 46-yard rush (King kick), 4-60, 01:37
	02:39	SUU - King 38-yard FG, 11-59, 05:37
	00:00	UTEP - Locklear 4-yard pass from Smith (Flabiano kick), 9-77, 02:34
OT1	00:00	SUU - King 33-yd FG, 7-9

TEAM STATISTICS

	SUU	UTEP
First Downs	21	17
Rushing Attempts-Yards	47-268	36-124
Passing Yards	115	299
Passes	11-18-0	23-30-0
Total Offense	383	423
Punt Returns-Yards	1-0	0-0
Kickoff Returns-Yards	1-21	1-23
Punts-Average	4-33.8	5-36.2
Fumbles-Lost	2-0	2-0
Penalties-Yards	9-80	14-122
Time of Possession	31:24	28:36

UTEP Leaders

Passing	C-A-I	YDS	TD	LG
Locklear	22-29-0	295	1	65

Rushing	ATT.	YDS	TD	LG
Jackson	20	80	0	19
Locklear	15	47	0	15

Receiving	Rec.	YDS	TD	LG
Thomas	5	99	0	65
Odom	5	97	0	44

Tackles	U-A-T	Sack-YD	TFL-YD	FF
Chapman	7-6-13	0.0-0	2.5-0	0
Hopkins	2-7-9	0.0-0	0.0-0	1

SUU Leaders

Passing	C-A-I	YDS	TD	LG
Berry	10-17-0	75	0	27

Rushing	ATT.	YDS	TD	LG
Lambson	20	183	2	46
Berry	13	53	0	21

Receiving	Rec.	YDS	TD	LG
Mitchell	3	62	1	40
Carr	2	32	0	27

Tackles	U-A-T	Sack-YD	TFL-YD	INT
Rocha	7-2-9	0.0-0	1.0-4	0
Cullimore	5-3-8	0.5-1	1.5-2	0

UTEP FOOTBALL 2024 RECAPS

Game #3

	UTEP (0-3, 0-1)	10
	[RV] Liberty (3-0, 2-0)	28

Lynchburg, Va. • Williams Stadium (21,805)
Sept. 14, 2024

UTEP cleaned up the penalties and scored on a long pass play to get within four points while the Miners' defense stepped up and made plays, however, Liberty scored two touchdowns late in the contest to pull away 28-10 in Williams Stadium on Sept. 14.

The Miners (0-3, 0-1 Conference USA) held the Flames (3-0, 2-0 CUSA) to only 187 rushing yards as LU came into the ball game averaging 248.0 per game. The UTEP defense also held Liberty under 100 yards of its season average (503.0 ypg).

After last week's 14 penalties, UTEP only committed two all game for a total of 25 yards. Liberty started the game 2-for-3 on third downs, but the Miners' D stopped the Flames on the next six third-down plays. Liberty finished the game 5-of-13.

Skyler Locklear finished with 244 yards on career bests of attempts (43) and completions (26). He also found Kenny Odom on a 60-yard touchdown pass in the third quarter to make the score 14-10 early in the third quarter. For Odom, it was a career-long reception and his first score in a UTEP uniform.

Kam Thomas finished with 129 all-purpose yards, his third consecutive triple-digit game. Thomas added 68 yards on eight receptions, while Jaden Smith tallied 42 yards on seven catches and Trey Goodman recorded 54 yards on six grabs.

Defensively, Kory Chapman registered his third consecutive double-digit tackle effort (11) to lead the Miners and posted his first full sack in two seasons. Xavier Smith tallied 10 tackles, his most in a UTEP uniform, and his fourth collegiate career double-digit tackle performance. Smith added his first collegiate fumble recovery. Nate Dyman added a career-high nine stops, a TFL and recovered his first career fumble. Tevita Tafuna recorded his first career sack and forced fumble.

SCORE BY QUARTERS

TEAM	1ST	2ND	3RD	4TH	TOTAL
UTEP	3	0	7	0	10
LIBERTY	7	7	7	7	28

QTR TIME SCORING PLAY

1st	09:40	UTEP - Flabiano 25-yard FG, 8-37, 03:26
	04:34	LU - Lucas 12-yard rush (Karhu kick), 10-84, 05:00
2nd	14:35	LU - Lucas 1-yard rush (Karhu kick), 2-24, 00:13
3rd	12:26	UTEP - Odom 60-yard pass from Locklear (Flabiano kick), 4-71, 01:11
	02:07	LU - Lucas 2-yard rush (Karhu kick), 7-81, 03:11
4th	06:51	LU - Mobley 13-yard pass from Salter (Karhu kick), 7-87, 03:47

TEAM STATISTICS

	UTEP	LU
First Downs	18	19
Rushing Attempts-Yards	30-91	43-187
Passing Yards	244	228
Passes	26-43-2	15-19-0
Total Offense	335	415
Punt Returns-Yards	1-18	1-7
Kickoff Returns-Yards	3-43	2-25
Punts-Average	4-42.5	6-40.2
Fumbles-Lost	1-1	3-2
Penalties-Yards	2-25	2-20
Time of Possession	29:14	30:46

UTEP Leaders				
Passing	C-A-I	YDS	TD	LG
Locklear	23-43-2	244	1	60
Rushing	ATT.	YDS	TD	LG
Jackson	15	67	0	18
Locklear	13	20	0	11
Receiving	Rec.	YDS	TD	LG
Thomas	8	68	0	21
Smith	7	42	0	17
Tackles	U-A-T	Sack-YD	TFL-YD	FR
Chapman	5-6-11	1.0-6	1.0-6	0
Smith	4-6-10	0.0-0	0.0-0	1

Liberty Leaders				
Passing	C-A-I	YDS	TD	LG
Salter	15-19-0	228	1	33
Rushing	ATT.	YDS	TD	LG
Lucas	21	104	3	19
Cooley	6	45	0	28
Receiving	Rec.	YDS	TD	LG
Sibley	4	77	0	30
Mobley	4	36	1	15
Tackles	U-A-T	Sack-YD	TFL-YD	INT
Carter	9-4-13	0.5-2	0.5-2	0
Bazile Jr.	2-6-8	0.0-0	0.5-2	0

Game #4

	UTEP (0-4, 0-1)	17
	Colorado State (2-2, 0-0)	27

Fort Collins, Colo. • Canvas Stadium (29,151)
Sept. 21, 2024

UTEP found itself down 21 points at the midway point of the third quarter but two quick touchdown passes from Cade McConnell to Kenny Odom cut the lead to seven points. However, a late field goal from Colorado State downed UTEP 27-17 on Sept. 21 in Canvas Stadium.

McConnell was inserted to start the second half and engineered drives of 75 and 92 yards both resulting in Odom touchdowns. Odom took the first one 28 yards to the house to make the score 24-10 at the 4:26 mark of the third, while he used his burners for a 55-yard touchdown to get within seven points to start the fourth quarter.

UTEP (0-4, 0-1 CUSA) improved on its third-down conversions going 7 for 17, the most converted this season thus far, while keeping the penalties down to just two for the second game in a row. It's the least penalties (four) in a two-game span since 2018. The Miners only gained 92 yards in the first half but ended up with 324 yards of total offense. Colorado State (2-2, 0-0 MWC) rushed for 224 yards on 43 carries led by Avery Morrow's 156 yards and two touchdowns.

Odom recorded a collegiate career-best 128 yards on seven receptions (ties career best) and a career-most two touchdown receptions. McConnell threw for 220 yards on 19-of-29 passing in the second half of action.

Despite committing only two penalties, the second was a holding miscue that called back a potential 67-yard pick-six by Josiah Allen that could've helped tie the game at the two-minute mark. UTEP missed out on converting a pair of fourth-down plays. The first came on a third-and-1 with 7:18 left in the game. The ball was snapped high and McConnell recovered for a four-yard loss that led to a fourth-and-5. McConnell's pass was incomplete to Odom.

SCORE BY QUARTERS

TEAM	1ST	2ND	3RD	4TH	TOTAL
UTEP	0	3	7	7	17
CSU	7	7	10	3	27

QTR TIME SCORING PLAY

1st	08:52	CSU - Morrow 2-yard rush (Noyes kick), 12-75, 06:08
2nd	06:12	UTEP - Flabiano 45-yard FG, 4-1, 01:28
	05:24	CSU - Morrow 73-yard rush (Noyes kick), 2-80, 00:44
3rd	11:54	CSU - Winfield 5-yard pass from Fowler-Nicolosi (Noyes kick), 3-7, 00:53
	07:32	CSU - Noyes 37-yard FG, 8-42, 03:40
	04:26	UTEP - Odom 28-yard pass from McConnell (Flabiano kick), 7-75, 03:06
4th	14:51	UTEP - Odom 55-yard pass from McConnell (Flabiano kick), 9-92, 02:49
	01:32	CSU - Noyes 39-yard FG, 10-28, 05:43

TEAM STATISTICS

	UTEP	CSU
First Downs	15	14
Rushing Attempts-Yards	25-48	43-224
Passing Yards	276	132
Passes	26-44-1	14-22-1
Total Offense	324	356
Punt Returns-Yards	1--4	2-32
Kickoff Returns-Yards	2-39	2-44
Punts-Average	6-28.2	4-38.5
Fumbles-Lost	3-0	0-0
Penalties-Yards	2-18	3-25
Time of Possession	26:42	33:18

UTEP Leaders				
Passing	C-A-I	YDS	TD	LG
McConnell	19-29-0	220	2	55
Rushing	ATT.	YDS	TD	LG
Jackson	10	35	0	10
Wren	5	19	0	7
Receiving	Rec.	YDS	TD	LG
Odom	7	128	2	55
Thomas	6	46	0	32
Tackles	U-A-T	Sack-YD	TFL-YD	FR
Thompson	4-8-12	1.0-5	2.5-7	0
Hopkins	5-6-11	0.0-0	2.5-7	0

Colorado State Leaders				
Passing	C-A-I	YDS	TD	LG
Fowler-Nicolosi	14-22-1	132	1	36
Rushing	ATT.	YDS	TD	LG
Morrow	21	156	2	73
Marshall	14	43	0	23
Receiving	Rec.	YDS	TD	LG
Person	3	25	0	13
Winfield	3	19	1	11
Tackles	U-A-T	Sack-YD	TFL-YD	QBH
Jock	8-5-13	0.0-0	1.0-1	1
Wilson	5-5-10	0.0-0	1.0-1	2

UTEP FOOTBALL 2024 RECAPS

Game #5

	Sam Houston (5-1, 2-0)	41
	UTEP (0-5, 0-2)	21

El Paso, Texas • Sun Bowl Stadium (14,454)
Oct. 3, 2024

Sam Houston tallied over 500 yards of total offense and used a 21-point third quarter to down UTEP, 41-21, on Oct. 3 in Sun Bowl Stadium.

The Miners (0-5, 0-2 Conference USA) gained 323 yards of total offense. Miscues hurt UTEP as 12 penalties were called for 120 yards. Running back Ezell Jolly was a bright spot for UTEP as the redshirt freshman rushed for a career-high 76 yards on a career-most 17 carries (4.5 avg) while he added his first career touchdown during the fourth quarter. Tight end Marcus Vinson ran for a career-long 52-yard score and spur Kory Chapman got the Miners on the board with a fumble recovery in the end zone.

The Bearcats (5-1, 2-0 CUSA) won their fourth consecutive game, while the high-powered offense gained 517 yards of total offense and the ground game amassed 293 yards on 51 carries (5.7 avg.) and three touchdowns. Hunter Watson threw a pair of touchdowns, while DJ McKinney ran for 138 yards and two scores. Jay Ducker added 70 yards rushing and a touchdown.

Sam Houston took its first possession and went 75 yards on five plays, resulting in a Ducker 39-yard touchdown run.

On the Miners' first possession, Cade McConnell completed a 50-yard pass to Kenny Odom however a holding call nullified the big pass play and eventually forced to punt.

The Miners' defense came up with a turnover on downs on Sam Houston's second possession, but UTEP gave the ball right back on a trick play at turned into an interception by wide receiver Trey Goodman.

SCORE BY QUARTERS

TEAM	1ST	2ND	3RD	4TH	TOTAL
SHSU	7	10	21	3	41
UTEP	0	7	7	7	21

QTR TIME SCORING PLAY

1st	12:45	SHSU - Ducker 39-yard rush (Pavon kick), 5-75, 02:15
2nd	04:24	SHSU - McKinney 23-yard rush (Pavon kick), 10-81, 03:19
	03:12	UTEP - Chapman 0-yard fumble return (Flabiano kick), 00:04
	00:17	SHSU - Ervin Jr. 3-yard rush (Alvano kick), 8-63, 03:45
3rd	13:23	SHSU - Humphreys 33-yard pass from Watson (Pavon kick), 2-62, 00:38
	05:58	SHSU - Phoenix II 34-yard pass from Watson (Pavon kick), 11-90, 05:06
	03:03	SHSU - Thomas 38-yard pass from Locklear (Flabiano kick), 3-63, 00:42
	00:23	UTEP - Vinson 52-yard pass from McConnell (Flabiano kick), 6-75, 02:40
4th	09:25	UTEP - Jolly 4-yard rush (Flabiano kick), 3-40, 00:41
	02:07	SHSU - Pavon 42-yard FG, 13-50, 07:12

TEAM STATISTICS

	SHSU	UTEP
First Downs	26	15
Rushing Attempts-Yards	51-293	34-119
Passing Yards	224	204
Passes	19-31-0	15-29-2
Total Offense	517	323
Punt Returns-Yards	2-8	2-20
Kickoff Returns-Yards	2-53	3-48
Punts-Average	6-40.0	8-43.2
Fumbles-Lost	1-1	3-2
Penalties-Yards	7-60	12-120
Time of Possession	24:43	35:17


UTEP Leaders

Passing	C-A-I	YDS	TD	LG
McConnell	15-28-1	204	1	52
Rushing	ATT.	YDS	TD	LG
Jolly	17	76	1	10
Thomas	6	26	0	11
Receiving	Rec.	YDS	TD	LG
Thomas	5	31	0	25
Odom	4	70	0	49

Sam Houston Leaders

Passing	C-A-I	YDS	TD	LG
Watson	19-29-0	224	2	34
Rushing	ATT.	YDS	TD	LG
McKinney	14	138	2	59
Ducker	9	70	1	39
Receiving	Rec.	YDS	TD	LG
Evans	4	25	0	11
Smith	3	37	0	19
Tackles	U-A-T	Sack-YD	TFL-YD	FF
Gaither	7-4-11	0.0-0	0.0-0	0
Murray	5-1-6	1.0-7	3.5-10	1

Game #6

	UTEP (0-6, 0-3)	17
	WKU (4-2, 2-0)	44

Bowling Green, Ky. • Houchens Industries-LT Smith Stadium (12,723)
Oct. 10, 2024

Ezell Jolly rushed for a career-high 119 yards, Corey Wren ran back a 100-yard kickoff return for a touchdown and Kenny Odom zoomed past defenders for a career-long 76-yard score, but it wasn't enough as WKU came out with a 44-17 victory over UTEP on Oct. 10 at Houchens Industries-L.T. Smith Stadium.

The Miners (0-6, 0-3 Conference USA) tallied a season-high 152 rushing yards and totaled 330 yards of total offense. UTEP, a week after being called for 12 penalties, was penalized only twice, making it the third consecutive road game in which the Miners were penalized two times.

The Hilltoppers (4-2, 2-0 CUSA) remained undefeated in league play as Caden Veltkamp threw for 264 yards (18-27), three touchdowns and an interception. Veltkamp added a rushing score. WKU gained 482 yards of total offense including 218 on the ground.

Wren was the first Miner to return a kickoff for a score since Oct. 10, 2020, when Duron Lowe took one back at LA Tech. Wren tallied a career-high 151 kickoff yards and totaled a 157 all-purpose yards.

Jolly was the first Miner to gain over 100 yards rushing this season, while he was the first to hit the century mark in rushing yards since Deion Hankins did so at Sam Houston on Oct. 25, 2023. Jolly recorded a career-most 140 all-purpose yards.

Defensively, true freshman linebacker Stratton Shufelt made his first career start and responded with a career-high seven tackles, along with his first career pass breakup and a quarterback hurry. Shufelt's breakup in the end zone led to a Lantz Russell interception. Shufelt broke up the pass and batted the ball into Russell's hands for his first career interception. Russell tallied a team-high 11 tackles.

SCORE BY QUARTERS

TEAM	1ST	2ND	3RD	4TH	TOTAL
UTEP	7	0	10	0	17
WKU	14	13	7	10	44

QTR TIME SCORING PLAY

1st	07:40	WKU - Smith 30-yard pass from Veltkamp (Carneiro kick), 4-74, 01:38
	07:02	UTEP - Odom 76-yard pass from McConnell (Flabiano kick), 2-80, 00:33
	02:18	WKU - Mathison 12-yard rush (Carneiro kick), 1-12, 00:05
2nd	10:55	WKU - Carneiro 25-yard FG, 9-51, 04:34
	05:32	WKU - Veltkamp 2-yard rush (Carneiro kick), 10-43 03:43
	00:00	WKU - Carneiro 42-yard FG, 12-23, 02:53
3rd	14:47	UTEP - Wren 100-yard kickoff return (Flabiano kick), 00:00
	05:29	UTEP - Flabiano 42-yard FG, 11-57, 05:36
	04:32	WKU - Mathison 14-yard pass from Veltkamp (Carneiro kick), 3-75, 00:57
4th	12:27	WKU - Mathison 3-yard pass from Veltkamp (Carneiro kick), 6-52, 02:33
	04:49	WKU - Carneiro 54-yard FG, 7-30, 03:32

TEAM STATISTICS

	UTEP	WKU
First Downs	18	20
Rushing Attempts-Yards	41-152	42-218
Passing Yards	178	264
Passes	14-24-1	18-27-1
Total Offense	330	482
Punt Returns-Yards	1--1	1-6
Kickoff Returns-Yards	6-185-TD	1-19
Punts-Average	3-38.0	2-43.5
Fumbles-Lost	0-0	0-0
Penalties-Yards	2-13	5-50
Time of Possession	30:23	29:37

UTEP Leaders

Passing	C-A-I	YDS	TD	LG
McConnell	3-7-1	96	1	76
Rushing	ATT.	YDS	TD	LG
Jolly	27	119	0	14
Locklear	6	23	0	16
Receiving	Rec.	YDS	TD	LG
Goodman	5	41	0	19
Thomas	3	24	0	12

WKU Leaders

Passing	C-A-I	YDS	TD	LG
Veltkamp	18-27-1	264	3	57
Rushing	ATT.	YDS	TD	LG
Young	16	60	0	10
Berry	3	55	0	28
Receiving	Rec.	YDS	TD	LG
Messer	6	106	0	57
Johnson	5	82	0	20

Tackles	U-A-T	Sack-YD	TFL-YD	INT	QBH
Russell	8-3-11	0.0-0	2.0-11	1	1
Dyman	3-7-10	0.0-0	0.0-0	0	0
Tackles	U-A-T	Sack-YD	TFL-YD	INT	QBH
Benjamin	3-4-7	1.5-15	1.0-4	1	1
Ellis	2-5-7	0.0-0	0.0-0	0	0

UTEP FOOTBALL 2024 RECAPS

Game #7

	FIU (2-5, 1-2)	21
	UTEP (1-6, 1-3)	30

El Paso, Texas • Sun Bowl Stadium (11,373)
Oct. 16, 2024

The "Orange Swarm" defense intercepted four passes, Jevon Jackson rushed for a season-high 148 yards and scored two touchdowns, and Buzz Flabiano connected on a trio of field goals to lead the Miners past FIU 30-21 and give head coach Scotty Walden his first victory at UTEP on Oct. 16.

The Miners (1-6, 1-3 Conference USA) won their first game in almost a year, racking up a season-high 211 rushing yards, including 372 yards of total offense. UTEP's "Blue Blaze" offense scored a season-most 30 points, including 10 in the final frame. UTEP added a season-high 20 first downs, including a campaign-best 13 on the ground.

Jackson, who totaled 170 all-purpose yards, scored on a 22-yard reception while his one-yard touchdown rush put the Miners ahead for good 27-21 early in the fourth quarter. It was the first time Jackson scored twice in a game since playing at Austin Peay last season. Flabiano's third field goal, a make from 39 yards, put his squad up nine points (30-21) with 2:30 left in the contest.

UTEP's "Orange Swarm" defense stepped up on a night where it played fast and furious. The Miners allowed season-lows in rushing yards (85) and total yards (287) while only yielding 3-of-13 third-down conversions.

The tenacious D intercepted four passes in a single game for the first time since Oct. 15, 2011, at Tulane. The first pick came from Dorian Hopkins on a huge turnover in the red zone. FIU had driven the ball down to the UTEP 12. However, Hopkins, who intercepted his first collegiate pass, returned it 84 yards. The turnover led to a Skyler Locklear three-yard touchdown rush to open the second quarter and give the Miners a 10-7 edge.

SCORE BY QUARTERS

TEAM	1ST	2ND	3RD	4TH	TOTAL
FIU	7	7	7	0	21
UTEP	3	14	3	10	30

QTR TIME SCORING PLAY

1st	11:49	FIU - Patterson 16-yard pass from Jenkins (Prado kick), 3-30, 01:18
	10:31	UTEP - Flabiano 27-yard FG, 5-65, 01:18
2nd	14:29	UTEP - Locklear 3-yard rush (Flabiano kick), 2-10, 01:03
	06:17	FIU - Rivers 33-yard pass from Jones (Prado kick), 6-67, 02:46
	00:25	UTEP - Jackson 22-yard pass from Locklear (Flabiano kick), 4-42, 01:11
3rd	10:00	UTEP - Flabiano 44-yard FG, 5-22, 01:14
	00:38	FIU - Owens 8-yard rush (Prado kick), 1-8, 00:05
4th	11:29	UTEP - Jackson 1-yard rush (Flabiano kick), 10-76, 04:03
	02:30	UTEP - Flabiano 39-yard FG, 6-16, 02:26

TEAM STATISTICS

	FIU	UTEP
First Downs	14	20
Rushing Attempts-Yards	33-85	46-211
Passing Yards	202	161
Passes	17-28-4	14-23-1
Total Offense	287	372
Punt Returns-Yards	1-2	2-6
Kickoff Returns-Yards	2-80	3-65
Punts-Average	6-40.7	6-29.0
Fumbles-Lost	3-0	1-1
Penalties-Yards	7-49	3-35
Time of Possession	29:56	30:04



UTEP Leaders

Passing	C-A-I	YDS	TD	LG
Locklear	14-23-1	161	1	62
Rushing	ATT.	YDS	TD	LG
Jackson	26	148	1	42
Jolly	9	41	0	7
Receiving	Rec.	YDS	TD	LG
Odom	4	95	0	62
Goodman	4	25	0	8
Tackles	U-A-T	Sack-YD	TFL-YD	INT
Russell	4-5-9	1.0-5	1.5-6	1
Westmoreland	4-2-6	1.0-5	1.0-5	0

FIU Leaders

Passing	C-A-I	YDS	TD	LG
Jones	6-11-1	92	1	33
Rushing	ATT.	YDS	TD	LG
Owens	9	36	1	12
Joseph	8	21	0	6
Receiving	Rec.	YDS	TD	LG
Burris	7	68	0	22
Rivers	5	91	1	33
Tackles	U-A-T	Sack-YD	TFL-YD	FF
Evans	8-11-19	0.0-0	1.0-3	1
Barnes	2-13-15	0.0-0	1.5-4	0

Game #8

	UTEP (1-7, 1-4)	10
	LA Tech (2-2, 3-4)	14

Ruston, La. • Joe Aillet Stadium (15,168)
Oct. 22, 2024

The UTEP "Orange Swarm" defense allowed only seven yards rushing and under 300 yards of total offense for a second straight game, but LA Tech scored a go-ahead touchdown with just over six minutes remaining in the game to come out with a 14-10 victory on Oct. 22 in Joe Aillet Stadium.

The Miners (1-7, 1-4 Conference USA) rushed for 166 yards, led by Jevon Jackson's 112 yards on 22 carries (5.1 avg.) - his second straight 100-yard game. Jackson's 100-yard game was the third straight game in which a UTEP player hit the century mark in rushing, which hadn't happened since the 2014 season. Freshman JP Pickles rushed for 53 yards in his first collegiate game action. Pickles came into relief after starting quarterback Skyler Locklear was knocked out of the contest. UTEP was penalized two times, making it only eight penalties in its last four road games.

LA Tech (3-4, 2-2 CUSA) was held to 255 yards of total offense, but Evan Bullock threw for 248 yards on 22-of-30 passing and a touchdown. Amani Givens scored on a one-yard rush, followed by Buck Buchanan's PAT giving the Bulldogs a 14-10 advantage with 6:28 left in the game.

The seven yards allowed rushing by the Miner D was the lowest since yielding seven yards at ULM in 2020. UTEP allowed under 300 yards of total offense in two consecutive games for the first time since 2022 (299 at New Mexico, 177 versus Boise State). Maurice Westmoreland tallied a season-high 2.0 sacks. The senior has 4.5 sacks in the last four games. Kory Chapman, after missing a few games with an injury, led the defense with eight tackles while collecting a career-high 3.5 tackles and a sack. The Miners registered four sacks as freshman Kyran Duhon was in on the sack party. UTEP added nine tackles for loss.

SCORE BY QUARTERS

TEAM	1ST	2ND	3RD	4TH	TOTAL
UTEP	7	0	3	0	10
LT	0	7	0	7	14

QTR TIME SCORING PLAY

1st	08:59	UTEP - Thomas 47-yard pass from Locklear (Flabiano kick), 8-94, 03:02
2nd	05:49	LT - Lewis 48-yard pass from Bullock (Buchanan kick), 4-73, 01:58
3rd	02:02	UTEP - Flabiano 44-yard FG, 8-53, 03:43
4th	06:28	LT - Givens 1-yard rush (Buchanan kick), 11-97, 05:27

TEAM STATISTICS

	UTEP	LT
First Downs	14	12
Rushing Attempts-Yards	47-166	30-7
Passing Yards	85	248
Passes	9-16-0	22-31-0
Total Offense	251	255
Punt Returns-Yards	1-19	2-17
Kickoff Returns-Yards	0-0	2-60
Punts-Average	7-31.3	7-33.9
Fumbles-Lost	1-0	0-0
Penalties-Yards	2-8	5-50
Time of Possession	28:48	31:12

UTEP Leaders

Passing	C-A-I	YDS	TD	LG
Locklear	7-11-0	76	1	47
Rushing	ATT.	YDS	TD	LG
Jackson	22	112	0	22
Pickles	12	53	0	12
Receiving	Rec.	YDS	TD	LG
Thomas	5	67	1	47
Goodman	2	13	0	11
Tackles	U-A-T	Sack-YD	TFL-YD	INT
Chapman	4-4-8	1.0-5	3.5-11	0
Allen	4-2-6	0.0-0	0.5-1	0

LA Tech Leaders

Passing	C-A-I	YDS	TD	LG
Bullock	22-30-0	248	1	48
Rushing	ATT.	YDS	TD	LG
Holiday	6	18	0	8
Givens	6	11	1	6
Receiving	Rec.	YDS	TD	LG
Holiday	6	93	0	32
Edwards	6	41	0	16
Tackles	U-A-T	Sack-YD	TFL-YD	QBH
Foster	6-5-11	0.0-0	0.0-0	0
Fields	4-7-11	0.0-0	0.0-0	2

UTEP FOOTBALL 2024 RECAPS

Game #9

	Middle Tennessee (3-6, 2-3)	20
	UTEP (1-8, 1-5)	13

**El Paso, Texas • Sun Bowl Stadium (14,775)
Nov. 2, 2024**

Buzz Flabiano gave UTEP (1-8, 1-5 Conference USA) a 13-10 lead on a 29-yard field goal early in the third quarter but Middle Tennessee (3-6, 2-3 CUSA) scored the last 10 points, including a touchdown with 1:53 to play to rally for its first road win of the season, 20-13, in Sun Bowl Stadium on Nov. 2.

After falling three points behind, MTSU's Zeke Rankin hit a 27-yard field goal late in the third quarter to tie the game at 13 apiece, and Nicholas Vattiato's one-yard rushing touchdown gave the Blue Raiders the go-ahead lead.

Middle Tennessee finished 3-for-13 on third-down conversions, but all three were converted on its game-winning drive. The Blue Raiders converted on a third-and-1, third-and-4, and third-and-9 on a scoring drive that went 47 yards on nine plays and took over five minutes off the clock.

The Miners forced a trio of Blue Raider turnovers as Vattiato threw two interceptions and Cam'ron Lacy fumbled the opening kickoff to open the second half. The Miners scored six points off turnovers. The first three points came off a Josiah Allen pick in the first quarter that resulted in a Flabiano 32-yard field goal to tie the game 3-3. Flabiano's 29-yarder came after Amier Boyd-Matthews tallied a forced fumble and fumble recovery to open the third quarter.

JP Pickles was the first UTEP true freshman quarterback to start under center since 2013 when Mack Leftwich did it in the last four games of the campaign. Pickles finished 18-of-33 for 145 yards and an interception while rushing for 77 yards on 19 carries. Jevon Jackson, who has averaged 130.0 yards rushing the last games, led the way with 83 yards on 21 carries.

Nate Dyman led the defense with a career-high 13 tackles, while Dorian Hopkins tallied 11 tackles. Hopkins added his first sack in a UTEP uniform and picked off his second pass of the season.

SCORE BY QUARTERS

TEAM	1ST	2ND	3RD	4TH	TOTAL
MTSU	3	7	3	7	20
UTEP	3	7	3	0	13

QTR TIME SCORING PLAY

1st	07:29	MTSU - Rankin 21-yard FG, 7-34, 03:43
	02:23	UTEP - Flabiano 32-yard FG, 7-40, 02:08
2nd	07:31	UTEP - Pickles 17-yard rush (Flabiano kick), 4-51, 01:04
	03:40	MTSU - Butler 61-yard pass from Vattiato (Rankin kick), 1-61, 00:11
3rd	13:34	UTEP - Flabiano 29-yard FG, 4-4, 01:20
	02:41	MTSU - Rankin 27-yard FG, 10-57, 04:38
4th	09:25	MTSU - Vattiato 1-yard rush (Rankin kick), 9-47, 05:03

TEAM STATISTICS

	MTSU	UTEP
First Downs	17	20
Rushing Attempts-Yards	28-94	42-160
Passing Yards	239	145
Passes	21-35-2	18-34-1
Total Offense	333	305
Punt Returns-Yards	3-16	2-28
Kickoff Returns-Yards	2-27	2-24
Punts-Average	6-42.2	5-45.6
Fumbles-Lost	2-1	0-0
Penalties-Yards	8-70	5-52
Time of Possession	31:32	28:28

UTEP Leaders

Passing	C-A-I	YDS	TD	LG
Pickles	18-33-1	145	0	22
Rushing	ATT.	YDS	TD	LG
Jackson	21	83	0	19
Pickles	19	77	0	17
Receiving	Rec.	YDS	TD	LG
Jackson	5	33	0	13
Odom	4	19	0	7
Tackles	U-A-T	Sack-YD	TFL-YD	INT
Dyman	4-9-13	0.0-0	0.0-0	0
Hopkins	4-7-11	1.0-1	2.0-7	1

MTSU Leaders

Passing	C-A-I	YDS	TD	LG
Vattiato	21-35-2	239	1	61
Rushing	ATT.	YDS	TD	LG
Credle	10	40	0	18
Middlebrook	7	33	0	24
Receiving	Rec.	YDS	TD	LG
Butler	5	101	1	61
Middlebrook	5	34	0	16
Tackles	U-A-T	Sack-YD	TFL-YD	PBU
Hughes	3-11-14	0.0-0	1.0-1	0
Davis	7-4-11	0.0-0	0.0-0	1

Game #10

	Kennesaw State (1-8, 1-4)	35
	UTEP (2-8, 2-5)	43^[2ot]

**El Paso, Texas • Sun Bowl Stadium (14,728)
Nov. 9, 2024**

Skylar Locklear threw four touchdowns, Kenny Odom hauled in three scores, senior Trey Goodman amassed over 230 all-purpose yards and the "Orange Swarm" defense tallied three sacks, 10 TFLs and two interceptions as UTEP (2-8, 2-5 Conference USA) held on to defeat Kennesaw State (1-8, 1-4 CUSA), 43-35 in double overtime, on "Senior Day" and the 92nd Homecoming in Sun Bowl Stadium.

With the game tied at 35 heading into the second overtime, Locklear gave the Miners the go-ahead lead with a 16-yard strike to Odom to the left side of the end zone. Locklear followed with a scramble where he ran left, then scrambled right, and found Jackson for the two-point conversion to take an eight-point lead. The UTEP defense then sealed the deal a big stop to force a turnover on downs and the victory. KSU got to the seven-yard line, but the Owls' ensuing rush play went for minus two yards, and Davis Bryson's last three passes were incomplete.

UTEP's 43 points are the most this season and the most scored in the Sun Bowl since 2016. UTEP snapped a two-game Homecoming losing streak in the process. The Miners tallied a season-high 453 yards of total offense, and used a season-high 32:17 to win the time of possession.

UTEP's 333 yards passing was a season most, led by Locklear's 327 yards on 28-of-33 passing. Locklear, who missed the last game due to an injury, was the first UTEP QB to throw for four TDs since 2014 (Jameill Showers) and the first time in the Sun Bowl since 2012 (Nick Lamaison). Locklear's 84.8 completion percentage is the third-best in program history. Locklear's 28 completions are the most by a Miner since 2010 (Trevor Vittatoe).

Freshman QB Shay Smith saw action, scoring his first collegiate touchdown and completing a six-yard pass.

SCORE BY QUARTERS

TEAM	1ST	2ND	3RD	4TH	OT1	OT2	TOTAL
KSU	7	0	14	7	7	0	27
UTEP	7	7	7	7	7	8	24

QTR TIME SCORING PLAY

1st	07:00	UTEP - Odom 32-yard pass from Locklear (Flabiano kick), 8-89, 03:55
	06:47	KSU - Ashley 97-yard KOR (Welch kick), 00:00
2nd	01:56	UTEP - Vinson 11-yard pass from Locklear (Flabiano kick), 3-14, 00:49
3rd	14:12	KSU - Moss 60-yard pass from Bryson (Welch missed), 2-62, 00:42
	11:23	UTEP - Jackson 1-yard rush (Flabiano kick), 8-75, 02:49
	00:25	KSU - Benefield 5-yard rush (Kent pass from Bryson), 4-22, 02:00
4th	11:10	UTEP - Smith 3-yard rush (Flabiano kick), 8-75, 04:15
	02:43	KSU - Bryson 14-yard rush (Welch kick), 2-18, 00:39
OT1	00:00	KSU - Ashley 25-yard pass from Bryson (Welch kick), 1-25
	00:00	UTEP - Odom 2-yard pass Locklear (Flabiano kick), 3-25
OT2	00:00	UTEP - Odom 16-yard pass from Locklear (Flabiano kick), 4-25

TEAM STATISTICS

	KSU	UTEP
First Downs	14	22
Rushing Attempts-Yards	42-117	45-120
Passing Yards	183	333
Passes	14-25-2	29-34-0
Total Offense	300	453
Punt Returns-Yards	3-45	4-87
Kickoff Returns-Yards-TD	4-149-1	1-21
Punts-Average	8-50.1	7-37.1
Fumbles-Lost	3-0	2-1
Penalties-Yards	4-50	4-36
Time of Possession	27:18	32:17

UTEP Leaders

Passing	C-A-I	YDS	TD	LG
Locklear	28-33-0	327	4	37
Rushing	ATT.	YDS	TD	LG
Jackson	26	68	1	18
Locklear	8	30	0	18
Receiving	Rec.	YDS	TD	LG
Goodman	12	150	0	37
Odom	8	108	3	32
Tackles	U-A-T	Sack-YD	TFL-YD	PBU
Dyman	5-6-11	0.5-4	2.0-9	0
Duhon	5-4-9	2.0-6	2.0-6	1

KSU Leaders

Passing	C-A-I	YDS	TD	LG
Berry	10-17-0	75	0	27
Rushing	ATT.	YDS	TD	LG
Lambson	20	183	2	46
Berry	13	53	0	21
Receiving	Rec.	YDS	TD	LG
Mitchell	3	62	1	40
Carr	2	32	0	27
Tackles	U-A-T	Sack-YD	TFL-YD	INT
Johnson	8-7-15	0.5-4	0.5-4	0
Jones	4-5-9	0.0-0	0.5-0	0

UTEP FOOTBALL 2024 RECAPS

Game #11

 UTEP (2-9)	0
#10/11 Tennessee (9-2)	56

**Knoxville, Tenn. • Neyland Stadium (101,915)
Nov. 23, 2024**

The UTEP defense held no. 10/11 Tennessee scoreless in the first quarter, but the Volunteers defeated the Miners 56-0 in Neyland Stadium in front of 101, 915 fans on Nov. 23.

Kenny Odom tied his career best with eight receptions for 70 yards, while JP Pickles finished 10-of-15 for 72 yards in relief. Defensively, Dorian Hopkins, Lantz Russell and Xavier Smith each tallied seven tackles to lead the Miners. UTEP tallied three sacks as Maurice Westmoreland, Kyran Duhon and Nate Dyman each tallied one. Westmoreland leads the team with 5.5 sacks, while Duhon has 5.0 and Dyman 1.5 on the season.

Trey Goodman completed a 27-yard pass to Skyler Locklear, giving the Miners possession at the Tennessee 41. However, Locklear threw an interception on a deep pass to Goodman. The Vols' Jermod McCoy picked off the pass at the Tennessee 3.

Following a back-and-forth first quarter in which both teams exchanged possessions multiple times, Dylan Sampson found pay dirt on a 14-yard rush to put the Vols up 7-0 at the 13:22 mark in the second.

Following a UTEP turnover, Tennessee took over at the UTEP 36. The Vols used five plays to get into the end zone on a Nico lamaleava nine-yard touchdown to Squirrel White, taking a 14-0 lead at the 7:33 mark.

The Volunteers increased the lead to 21-0 following an Ethan Davis one-yard touchdown reception from lamaleava with 2:19 left in the half.

Tennessee extended the lead to 28-0 on lamaleava's third touchdown pass of the half, an 18-yard strike to Bru McCoy with eight seconds remaining in the half.

SCORE BY QUARTERS

TEAM	1ST	2ND	3RD	4TH	TOTAL
UTEP	0	0	0	0	0
UT	0	28	21	7	56

QTR TIME SCORING PLAY

2nd	13:22	UT - Sampson 14-yard rush (Gilbert kick), 9-68, 03:00
	07:33	UT - White 9-yard pass from lamaleava (Gilbert kick), 4-36, 01:43
	02:19	UT - Davis 1-yard pass from lamaleava (Gilbert kick), 2-19, 00:21
	00:08	UT - McCoy 18-yard pass from lamaleava (Gilbert kick), 6-54, 00:53
3rd	13:32	UT - McCoy 7-yard pass from lamaleava (Gilbert kick), 4-67, 01:23
	08:09	UT - Lewis 3-yard rush (Gilbert kick), 1-3, 00:04
	01:30	UT - Lewis 6-yard rush (Gilbert kick), 6-65, 01:31
4th	08:24	UT - Seldon 3-yard rush (Gilbert kick), 11-44, 05:17

TEAM STATISTICS

	UTEP	UT
First Downs	15	26
Rushing Attempts-Yards	38-81	39-241
Passing Yards	149	219
Passes	21-36-2	18-29-0
Total Offense	230	460
Punt Returns-Yards	0-0	3-61
Kickoff Returns-Yards	0-0	1-26
Punts-Average	6-30.8	6-46.8
Fumbles-Lost	2-1	2-0
Penalties-Yards	5-19	7-60
Time of Possession	33:49	26:11

UTEP Leaders

Passing	C-A-I	YDS	TD	LG
Locklear	10-19-1	50	0	34

Rushing	ATT.	YDS	TD	LG
Locklear	8	37	0	14
Jackson	13	25	0	6

Receiving	Rec.	YDS	TD	LG
Odom	8	70	0	34
White	5	18	0	6

Tennessee Leaders

Passing	C-A-I	YDS	TD	LG
lamaleava	17-23-0	209	4	25

Rushing	ATT.	YDS	TD	LG
Sampson	11	77	1	14
Lewis	7	46	2	14

Receiving	Rec.	YDS	TD	LG
McCoy	4	37	2	18
Kitselman	2	34	0	24

Tackles	U-A-T	Sack-YD	TFL-YD	BU
Russell	4-3-7	0.0-0	0.0-0	1
Smith	1-6-7	0.0-0	0.0-0	0

Tackles	U-A-T	Sack-YD	TFL-YD	INT
Carter	5-1-6	0.0-0	0.5-1	0
Charles	4-1-5	0.0-0	0.5-2	0