



Officials: Matt Rafferty, Michael Kashirsky, Kristyne Esparza

UTEP - 79

Record: 3-1

NO.	Name	Min	FG			Rebounds			Fouls		TP	AS	TO	ST	Blocks		+/-
			M-A	3P	FT	OR	DR	TOT	PF	FD					BS	BA	
23	Otis Frazier III	F 35:58	9-18	2-6	1-2	3	2	5	3	2	21	5	3	1	4	0	0
34	Kevin Kalu	F 24:14	0-0	0-0	0-0	0	4	4	4	0	0	1	0	0	0	0	18
4	Corey Camper Jr.	G 35:09	6-12	1-2	0-0	1	1	2	1	1	13	2	1	4	0	0	7
5	David Terrell Jr.	G 23:47	1-1	0-0	0-0	0	1	1	5	2	2	2	2	1	0	0	7
13	Devon Barnes	G 35:05	5-12	3-7	10-14	0	3	3	1	8	23	4	0	1	0	1	1
33	Elijah Jones	12:14	1-4	1-1	0-0	0	2	2	1	0	3	0	0	1	1	1	-12
32	Derick Hamilton	07:33	1-2	0-0	0-0	0	1	1	5	1	2	0	1	1	0	0	-3
12	Ahamad Bynum	17:24	5-7	4-5	1-2	0	1	1	0	0	15	0	0	0	0	0	2
11	Trey Horton	08:31	0-1	0-1	0-0	0	0	0	4	0	0	0	0	0	0	1	-3
3	Baylor Hebb	00:05	0-0	0-0	0-0	0	0	0	0	0	0	0	0	0	0	0	-2
Team						1	2	3			0		1				
<b>Totals</b>			28-57	11-22	12-18	5	17	22	24	14	79	14	8	9	5	3	3

Shooting By Period		
1 <sup>st</sup> FG%	15-30	50.0%
3PT%	5-12	41.7%
FT%	2-2	100%
2 <sup>nd</sup> FG%	13-27	48.1%
3PT%	6-10	60.0%
FT%	10-16	62.5%
GM FG%	28-57	49.1%
3PT%	11-22	50.0%
FT%	12-18	66.7%

Dead Ball Rebounds: 2, 0

Technical Fouls::NONE

UC Santa Barbara - 76

Record: 4-1

NO.	Name	Min	FG			Rebounds			Fouls		TP	AS	TO	ST	Blocks		+/-
			M-A	3P	FT	OR	DR	TOT	PF	FD					BS	BA	
7	Colin Smith	F 16:29	1-2	0-1	2-2	1	3	4	1	2	4	1	4	0	0	0	-1
11	Kenny Pohto	F 30:55	7-9	0-0	7-9	5	5	10	0	9	21	2	3	1	1	0	-3
4	Cole Anderson	G 28:26	3-6	2-5	0-0	0	2	2	3	0	8	0	1	0	0	0	-3
10	Jason Fontenet II	G 36:05	6-11	2-4	6-7	0	8	8	3	8	20	2	0	1	1	1	2
30	Stephan Swenson	G 37:00	7-11	3-6	0-0	1	2	3	4	1	17	6	4	1	0	2	-1
2	Deuce Turner	24:13	1-6	0-2	2-2	1	4	5	1	1	4	2	2	0	0	2	1
9	Max Murrell	19:39	0-4	0-4	1-2	0	3	3	1	2	1	1	1	0	1	0	-10
12	Evans Kipruto	00:23	0-0	0-0	0-0	1	0	1	0	0	0	0	0	0	0	0	0
00	Koat Keat Tong	06:13	0-1	0-0	1-2	1	1	2	1	1	1	0	1	0	0	0	-3
3	Chris Mitchell	00:37	0-0	0-0	0-0	0	0	0	0	0	0	0	0	1	0	0	3
Team						1	0	1			0		0				
<b>Totals</b>			25-50	7-22	19-24	11	28	39	15	24	76	14	16	4	3	5	-3

Shooting By Period		
1 <sup>st</sup> FG%	12-23	52.2%
3PT%	3-11	27.3%
FT%	5-6	83.3%
2 <sup>nd</sup> FG%	13-27	48.1%
3PT%	4-11	36.4%
FT%	14-18	77.8%
GM FG%	25-50	50.0%
3PT%	7-22	31.8%
FT%	19-24	79.2%

Dead Ball Rebounds: 2, 0

Technical Fouls:Bench 2<sup>nd</sup>11:26

	TEP	SB
Biggest lead	15 (1 <sup>st</sup> 3:54)	0 (1 <sup>st</sup> 20:00)
Best Scoring Run	10 (1 <sup>st</sup> 16:07)	10 (1 <sup>st</sup> 0:09)
Lead Changes	0	
Times Tied	1	
Time with Lead	39:05	00:00

	TEP	SB
Points from		
Turnovers	20	9
Paint	28	34
Second Chance	9	12
Fast Breaks	14	6
Bench	20	6

Period by Period Scoring			
	1st	2nd	TOT
TEP	37	42	79
SB	32	44	76



**Officials:** Matt Rafferty, Michael Kashirsky, Kristyne Esparza

**Period 1**

**Quarter Starters:**

<b>SB</b>	4 Anderson C	7 Smith C	10 Fontenet II J	11 Pohto K	30 Swenson S
<b>TEP</b>	4 Camper Jr. C	5 Terrell Jr. D	13 Barnes D	23 Frazier III O	34 Kalu K

Game Time	SB	Score	Diff	TEP
20:00	11 POHTO K jumpball lost			34 KALU K jumpball won
19:48				23 FRAZIER III O 2pt FG in the paint, layup missed
19:44	7 SMITH C defensive rebound (1)			
19:43	30 SWENSON S turnover bad pass (1)			
19:27				23 FRAZIER III O 2pt FG from turnover outside the paint, jump shot missed
19:21				23 FRAZIER III O offensive rebound (1)
19:20		<b>0-2</b>	<b>-2</b>	23 FRAZIER III O 2pt FG from turnover second chance in the paint, layup made (2)
18:56	11 POHTO K 2pt FG in the paint, layup made (2)	<b>2-2</b>	<b>0</b>	
18:41		<b>2-5</b>	<b>-3</b>	13 BARNES D 3pt FG , jump shot made (3)
18:41				5 TERRELL JR. D assist (1)
18:18	4 ANDERSON C turnover lost ball (1)			13 BARNES D steal (1)
18:02		<b>2-7</b>	<b>-5</b>	5 TERRELL JR. D 2pt FG from turnover in the paint, jump shot made (2)
17:27	11 POHTO K turnover bad pass (1)			
17:16		<b>2-10</b>	<b>-8</b>	13 BARNES D 3pt FG from turnover, jump shot made (6)
17:16				23 FRAZIER III O assist (1)
16:42	7 SMITH C turnover lost ball (1)			5 TERRELL JR. D steal (1)
16:42				23 FRAZIER III O turnover lost ball (1)
16:37	10 FONTENET II J 3pt FG from turnover, jump shot missed			
16:34	offensive rebound (2)			
16:34	4 ANDERSON C substitution out			
16:34	7 SMITH C substitution out			
16:34	2 TURNER D substitution in			
16:34	9 MURRELL M substitution in			
16:34				23 FRAZIER III O substitution out
16:34				33 JONES E substitution in
16:26	11 POHTO K 2pt FG from turnover second chance outside the paint, jump shot missed			
16:22				33 JONES E defensive rebound (1)
16:07		<b>2-12</b>	<b>-10</b>	4 CAMPER JR. C 2pt FG in the paint, layup made (2)
16:06	Timeout 30 Sec			
16:06				Timeout media
15:48	10 FONTENET II J foul drawn (1)			34 KALU K foul personal (1 - 1)
15:48				34 KALU K substitution out
15:48				32 HAMILTON D substitution in
15:37	9 MURRELL M 3pt FG , jump shot missed			
15:33	2 TURNER D offensive rebound (1)			
15:31	2 TURNER D 2pt FG second chance in the paint, layup made (2)	<b>4-12</b>	<b>-8</b>	
15:19	30 SWENSON S foul drawn (1)			32 HAMILTON D foul personal (1 - 2)
15:19	11 POHTO K substitution out			
15:19	12 KIPRUTO E substitution in			
15:07				33 JONES E substitution out



Official Basketball Play by Play - First Half  
**UTEP at UC Santa Barbara**  
 11/20/24 The Thunderdome, Santa Barbara, Calif.  
 2024-25 Men's Basketball

**Game Time:** 7:00 PM  
**Game Duration:** 2:24  
**Attendance:** 2,573

**Officials:** Matt Rafferty, Michael Kashirsky, Kristyne Esparza

Game Time	SB	Score	Diff	TEP
15:07				23 FRAZIER III O substitution in
14:58	2 TURNER D 2pt FG outside the paint, jump shot blocked			
14:58				23 FRAZIER III O block (1)
14:56	12 KIPRUTO E offensive rebound (1)			
14:56	10 FONTENET II J substitution out			
14:56	4 ANDERSON C substitution in			
14:56	12 KIPRUTO E substitution out			
14:56	00 KEAT TONG K substitution in			
14:56				13 BARNES D substitution out
14:56				12 BYNUM A substitution in
14:49	30 SWENSON S turnover bad pass (2)			32 HAMILTON D steal (1)
14:44	30 SWENSON S steal (1)			4 CAMPER JR. C turnover lost ball (1)
14:32	9 MURRELL M turnover bad pass (1)			
14:22	00 KEAT TONG K foul personal (1 - 1)			32 HAMILTON D foul drawn (1)
14:18		<b>4-14</b>	<b>-10</b>	4 CAMPER JR. C 2pt FG from turnover in the paint, layup made (4)
13:44	2 TURNER D 2pt FG in the paint, jump shot missed			
13:39				12 BYNUM A defensive rebound (1)
13:24		<b>4-16</b>	<b>-12</b>	4 CAMPER JR. C 2pt FG in the paint, jump shot made (6)
13:24				23 FRAZIER III O assist (2)
13:11	4 ANDERSON C 3pt FG , jump shot made (3)	<b>7-16</b>	<b>-9</b>	
13:11	30 SWENSON S assist (1)			
12:48		<b>7-19</b>	<b>-12</b>	12 BYNUM A 3pt FG , jump shot made (3)
12:48				5 TERRELL JR. D assist (2)
12:30	00 KEAT TONG K turnover travel (1)			
12:30	00 KEAT TONG K substitution out			
12:30	2 TURNER D substitution out			
12:30	9 MURRELL M substitution out			
12:30	7 SMITH C substitution in			
12:30	10 FONTENET II J substitution in			
12:30	11 POHTO K substitution in			
12:30				4 CAMPER JR. C substitution out
12:30				12 BYNUM A substitution out
12:30				11 HORTON T substitution in
12:30				33 JONES E substitution in
12:30				5 TERRELL JR. D substitution out
12:30				13 BARNES D substitution in
12:04				13 BARNES D 3pt FG from turnover, jump shot missed
11:59	11 POHTO K defensive rebound (1)			
11:53	4 ANDERSON C 3pt FG , jump shot missed			
11:48	11 POHTO K offensive rebound (2)			
11:45	10 FONTENET II J 2pt FG second chance outside the paint, jump shot made (2)	<b>9-19</b>	<b>-10</b>	
11:45	30 SWENSON S assist (2)			
11:13				32 HAMILTON D 2pt FG in the paint, jump shot missed
11:10	4 ANDERSON C defensive rebound (1)			
11:03	7 SMITH C 3pt FG , jump shot missed			
10:58				32 HAMILTON D defensive rebound (1)
10:36				33 JONES E 2pt FG in the paint, layup blocked
10:36	11 POHTO K block (1)			



Official Basketball Play by Play - First Half  
**UTEP at UC Santa Barbara**  
 11/20/24 The Thunderdome, Santa Barbara, Calif.  
 2024-25 Men's Basketball

**Game Time:** 7:00 PM  
**Game Duration:** 2:24  
**Attendance:** 2,573

**Officials:** Matt Rafferty, Michael Kashirsky, Kristyne Esparza

Game Time	SB	Score	Diff	TEP
10:27	11 POHTO K defensive rebound (3)			
10:22	4 ANDERSON C 3pt FG , jump shot made (6)	<b>12-19</b>	<b>-7</b>	
10:22	7 SMITH C assist (1)			
09:54		<b>12-21</b>	<b>-9</b>	13 BARNES D 2pt FG outside the paint, jump shot made (8)
09:54	4 ANDERSON C foul shooting (1 - 2)			13 BARNES D foul drawn (1)
09:54	Timeout media			
09:54				32 HAMILTON D substitution out
09:54				33 JONES E substitution out
09:54				4 CAMPER JR. C substitution in
09:54				34 KALU K substitution in
09:54		<b>12-22</b>	<b>-10</b>	13 BARNES D free throw 1 - 1 made (9)
09:54				13 BARNES D substitution out
09:54				5 TERRELL JR. D substitution in
09:26	10 FONTENET II J 3pt FG , jump shot made (5)	<b>15-22</b>	<b>-7</b>	
09:26	30 SWENSON S assist (3)			
08:53				23 FRAZIER III O 3pt FG , jump shot missed
08:49	10 FONTENET II J defensive rebound (1)			
08:45	10 FONTENET II J foul drawn (2)			11 HORTON T foul personal (1 - 3)
08:45	7 SMITH C substitution out			
08:45	30 SWENSON S substitution out			
08:45	2 TURNER D substitution in			
08:45	9 MURRELL M substitution in			
08:40	9 MURRELL M foul drawn (1)			5 TERRELL JR. D foul personal (1 - 4)
08:32	10 FONTENET II J foul drawn (3)			5 TERRELL JR. D foul personal (2 - 5)
08:32				5 TERRELL JR. D substitution out
08:32				13 BARNES D substitution in
08:20	2 TURNER D 3pt FG , jump shot missed			
08:13				4 CAMPER JR. C defensive rebound (1)
08:01				4 CAMPER JR. C 2pt FG outside the paint, jump shot missed
07:56	2 TURNER D defensive rebound (2)			
07:46	4 ANDERSON C 2pt FG in the paint, layup made (8)	<b>17-22</b>	<b>-5</b>	
07:46	2 TURNER D assist (1)			
07:16		<b>17-24</b>	<b>-7</b>	13 BARNES D 2pt FG outside the paint, jump shot made (11)
07:01	2 TURNER D turnover bad pass (1)			4 CAMPER JR. C steal (1)
06:56		<b>17-26</b>	<b>-9</b>	4 CAMPER JR. C 2pt FG fast break from turnover in the paint, layup made (8)
06:31	11 POHTO K 2pt FG in the paint, layup made (4)	<b>19-26</b>	<b>-7</b>	
06:31	11 POHTO K foul drawn (1)			11 HORTON T foul shooting (2 - 6)
06:31	Timeout media			
06:31	4 ANDERSON C substitution out			
06:31	30 SWENSON S substitution in			
06:31				11 HORTON T substitution out
06:31				12 BYNUM A substitution in
06:31	11 POHTO K free throw 1 - 1 made (5)	<b>20-26</b>	<b>-6</b>	
06:15				13 BARNES D 3pt FG , jump shot missed
06:09				4 CAMPER JR. C offensive rebound (2)
06:09		<b>20-29</b>	<b>-9</b>	23 FRAZIER III O 3pt FG second chance, jump shot made (5)
06:09				4 CAMPER JR. C assist (1)
05:57	30 SWENSON S 2pt FG in the paint, layup made (2)	<b>22-29</b>	<b>-7</b>	



Official Basketball Play by Play - First Half  
**UTEP at UC Santa Barbara**  
 11/20/24 The Thunderdome, Santa Barbara, Calif.  
 2024-25 Men's Basketball

**Game Time:** 7:00 PM  
**Game Duration:** 2:24  
**Attendance:** 2,573

**Officials:** Matt Rafferty, Michael Kashirsky, Kristyne Esparza

Game Time	SB	Score	Diff	TEP
05:31		<b>22-32</b>	<b>-10</b>	23 FRAZIER III O 3pt FG , jump shot made (8)
05:31				13 BARNES D assist (1)
05:09	9 MURRELL M 3pt FG , jump shot missed			
05:05				34 KALU K defensive rebound (1)
04:44				12 BYNUM A 3pt FG , jump shot missed
04:41	9 MURRELL M defensive rebound (1)			
04:32	30 SWENSON S 3pt FG , jump shot missed			
04:28				34 KALU K defensive rebound (2)
04:15				23 FRAZIER III O 3pt FG , jump shot missed
04:09	2 TURNER D defensive rebound (3)			
04:03	2 TURNER D turnover lost ball (2)			4 CAMPER JR. C steal (2)
03:58				4 CAMPER JR. C 2pt FG from turnover in the paint, layup missed
03:54				23 FRAZIER III O offensive rebound (2)
03:54		<b>22-34</b>	<b>-12</b>	23 FRAZIER III O 2pt FG from turnover second chance in the paint, layup made (10)
03:54	30 SWENSON S turnover lost ball (3)			23 FRAZIER III O steal (1)
03:54		<b>22-36</b>	<b>-14</b>	23 FRAZIER III O 2pt FG fast break from turnover in the paint, layup made (12)
03:54				34 KALU K assist (1)
03:54	30 SWENSON S foul shooting (1 - 3)			23 FRAZIER III O foul drawn (1)
03:54	2 TURNER D substitution out			
03:54	11 POHTO K substitution out			
03:54	4 ANDERSON C substitution in			
03:54	7 SMITH C substitution in			
03:54		<b>22-37</b>	<b>-15</b>	23 FRAZIER III O free throw fast break 1 - 1 made (13)
03:36	jump ball situation			
03:36				34 KALU K substitution out
03:36				11 HORTON T substitution in
03:31	7 SMITH C foul drawn (1)			23 FRAZIER III O foul personal (1 - 7)
03:31	7 SMITH C 1&1 free throw 1 made (1)	<b>23-37</b>	<b>-14</b>	
03:31	7 SMITH C 1&1 free throw 2 made (2)	<b>24-37</b>	<b>-13</b>	
03:17				11 HORTON T 3pt FG , jump shot blocked
03:17	9 MURRELL M block (1)			
03:10	10 FONTENET II J defensive rebound (2)			
03:07	10 FONTENET II J foul drawn (4)			11 HORTON T foul personal (3 - 8)
03:07				11 HORTON T substitution out
03:07				33 JONES E substitution in
03:07	9 MURRELL M substitution out			
03:07	11 POHTO K substitution in			
03:07	10 FONTENET II J 1&1 free throw 1 missed			
03:07	11 POHTO K offensive rebound (4)			
02:56	10 FONTENET II J substitution out			
02:56	2 TURNER D substitution in			
02:56				23 FRAZIER III O substitution out
02:56				32 HAMILTON D substitution in
02:49	7 SMITH C turnover lost ball (2)			33 JONES E steal (1)
02:41	7 SMITH C foul drawn (2)			32 HAMILTON D foul offensive (2 - 9)
02:41				32 HAMILTON D turnover offensive (1)
02:24	11 POHTO K foul drawn (2)			32 HAMILTON D foul shooting (3 - 10)



Official Basketball Play by Play - First Half  
**UTEP at UC Santa Barbara**  
 11/20/24 The Thunderdome, Santa Barbara, Calif.  
 2024-25 Men's Basketball

**Game Time:** 7:00 PM  
**Game Duration:** 2:24  
**Attendance:** 2,573

**Officials:** Matt Rafferty, Michael Kashirsky, Kristyne Esparza

Game Time	SB	Score	Diff	TEP
02:24	11 POHTO K free throw 1 - 2 made (6)	<b>25-37</b>	<b>-12</b>	
02:24	4 ANDERSON C substitution out			
02:24	10 FONTENET II J substitution in			
02:24				33 JONES E substitution out
02:24				23 FRAZIER III O substitution in
02:24				32 HAMILTON D substitution out
02:24				33 JONES E substitution in
02:24	11 POHTO K free throw 2 - 2 made (7)	<b>26-37</b>	<b>-11</b>	
02:12				12 BYNUM A 2pt FG outside the paint, jump shot missed
02:10	11 POHTO K defensive rebound (5)			
02:03	10 FONTENET II J 3pt FG , jump shot missed			
01:59	7 SMITH C offensive rebound (2)			
01:58	10 FONTENET II J 2pt FG second chance in the paint, layup made (7)	<b>28-37</b>	<b>-9</b>	
01:58	30 SWENSON S assist (4)			
01:23				turnover shot clock (4)
01:23	2 TURNER D substitution out			
01:23	4 ANDERSON C substitution in			
01:05	30 SWENSON S 2pt FG from turnover in the paint, layup made (4)	<b>30-37</b>	<b>-7</b>	
00:52				Timeout 30 Sec
00:36				33 JONES E 2pt FG outside the paint, jump shot missed
00:31	30 SWENSON S defensive rebound (1)			
00:09	11 POHTO K 2pt FG in the paint, layup made (9)	<b>32-37</b>	<b>-5</b>	
00:09	30 SWENSON S assist (5)			
00:01				13 BARNES D 3pt FG , jump shot missed
00:00	7 SMITH C defensive rebound (3)			
<b>END OF PERIOD</b>				
<b>SB 32-37 TEP</b>				



Officials: Matt Rafferty, Michael Kashirsky, Kristyne Esparza

UTEP - 37

NO.	Name	Min	FG	3P	FT	Rebounds			Fouls		TP	AS	TO	ST	Blocks		+/-
			M-A	M-A	M-A	OR	DR	TOT	PF	FD					BS	BA	
23	Otis Frazier III	F 18:01	5-9	2-4	1-1	2	0	2	1	1	13	2	1	1	1	0	6
34	Kevin Kalu	F 10:30	0-0	0-0	0-0	0	2	2	1	0	0	1	0	0	0	0	16
4	Corey Camper Jr.	G 17:24	4-6	0-0	0-0	1	1	2	0	0	8	1	1	2	0	0	8
5	David Terrell Jr.	G 08:52	1-1	0-0	0-0	0	0	0	2	0	2	2	0	1	0	0	9
13	Devon Barnes	G 16:12	4-7	2-5	1-1	0	0	0	0	1	11	1	0	1	0	0	4
33	Elijah Jones	07:10	0-2	0-0	0-0	0	1	1	0	0	0	0	0	1	0	1	-11
32	Derick Hamilton	06:26	0-1	0-0	0-0	0	1	1	3	1	0	0	1	1	0	0	-2
12	Ahamad Bynum	08:57	1-3	1-2	0-0	0	1	1	0	0	3	0	0	0	0	0	2
11	Trey Horton	06:28	0-1	0-1	0-0	0	0	0	3	0	0	0	0	0	0	1	-7
Team						0	0	0			0		1				
<b>Totals</b>			15-30	5-12	2-2	3	6	9	10	3	37	7	4	7	1	2	5

Shooting By Period		
1st FG%	15-30	50.0%
3PT%	5-12	41.7%
FT%	2-2	100%
GM FG%	15-30	50.0%
3PT%	5-12	41.7%
FT%	2-2	100.0%

Dead Ball Rebounds: 0, 0

Technical Fouls::NONE

UC Santa Barbara - 32

NO.	Name	Min	FG	3P	FT	Rebounds			Fouls		TP	AS	TO	ST	Blocks		+/-
			M-A	M-A	M-A	OR	DR	TOT	PF	FD					BS	BA	
7	Colin Smith	F 11:05	0-1	0-1	2-2	1	2	3	0	2	2	1	2	0	0	0	6
11	Kenny Pohto	F 16:24	3-4	0-0	3-3	2	3	5	0	2	9	0	1	0	1	0	-2
4	Cole Anderson	G 14:44	3-4	2-3	0-0	0	1	1	1	0	8	0	1	0	0	0	-1
10	Jason Fontenet II	G 17:02	3-5	1-3	0-1	0	2	2	0	4	7	0	0	0	0	0	-2
30	Stephan Swenson	G 17:46	2-3	0-1	0-0	0	1	1	1	1	4	5	3	1	0	0	-5
2	Deuce Turner	10:28	1-4	0-1	0-0	1	2	3	0	0	2	1	2	0	0	1	-7
9	Max Murrell	09:42	0-2	0-2	0-0	0	1	1	0	1	0	0	1	0	1	0	-10
12	Evans Kipruto	00:23	0-0	0-0	0-0	1	0	1	0	0	0	0	0	0	0	0	0
00	Koat Keat Tong	02:26	0-0	0-0	0-0	0	0	0	1	0	0	0	1	0	0	0	-4
Team						1	0	1			0		0				
<b>Totals</b>			12-23	3-11	5-6	6	12	18	3	10	32	7	11	1	2	1	-5

Shooting By Period		
1st FG%	12-23	52.2%
3PT%	3-11	27.3%
FT%	5-6	83.3%
GM FG%	12-23	52.2%
3PT%	3-11	27.3%
FT%	5-6	83.3%

Dead Ball Rebounds: 0, 0

Technical Fouls::NONE

	TEP	SB
Biggest lead	15 (1 <sup>st</sup> 3:54)	0 (1 <sup>st</sup> 20:00)
Best Scoring Run	10 (1 <sup>st</sup> 16:07)	10 (1 <sup>st</sup> 0:09)
Lead Changes	0	
Times Tied	1	
Time with Lead	19:05	00:00

Points from	TEP	SB
Turnovers	16	4
Paint	16	16
Second Chance	7	6
Fast Breaks	5	0
Bench	3	2

	Period by Period Scoring		
	1st	2nd	TOT
TEP	37	42	79
SB	32	44	76



**UTEP at UC Santa Barbara**

11/20/24 The Thunderdome, Santa Barbara, Calif.  
2024-25 Men's Basketball

**Game Time:** 7:00 PM  
**Game Duration:** 2:24  
**Attendance:** 2,573

**Officials:** Matt Rafferty, Michael Kashirsky, Kristyne Esparza

**Period 2**

**Quarter Starters:**

<b>SB</b>	4 Anderson C	7 Smith C	10 Fontenet II J	11 Pohto K	30 Swenson S
<b>TEP</b>	4 Camper Jr. C	5 Terrell Jr. D	13 Barnes D	23 Frazier III O	34 Kalu K

Game Time	SB	Score	Diff	TEP
20:00				12 BYNUM A substitution out
20:00				33 JONES E substitution out
20:00				5 TERRELL JR. D substitution in
20:00				34 KALU K substitution in
19:43				23 FRAZIER III O 2pt FG in the paint, layup missed
19:40				23 FRAZIER III O offensive rebound (3)
19:39		<b>32-39</b>	<b>-7</b>	23 FRAZIER III O 2pt FG second chance in the paint, layup made (15)
19:26	7 SMITH C 2pt FG in the paint, layup made (4)	<b>34-39</b>	<b>-5</b>	
19:26	10 FONTENET II J assist (1)			
19:07		<b>34-41</b>	<b>-7</b>	23 FRAZIER III O 2pt FG in the paint, layup made (17)
18:44	11 POHTO K foul drawn (3)			34 KALU K foul personal (2 - 1)
18:38	30 SWENSON S 3pt FG , jump shot missed			
18:35				defensive rebound (11)
18:06				4 CAMPER JR. C 2pt FG in the paint, layup missed
18:04	7 SMITH C defensive rebound (4)			
18:01	7 SMITH C foul offensive (1 - 1)			5 TERRELL JR. D foul drawn (1)
18:01	7 SMITH C turnover offensive (3)			
18:01	7 SMITH C substitution out			
18:01	9 MURRELL M substitution in			
17:45				23 FRAZIER III O 2pt FG from turnover in the paint, jump shot missed
17:41	10 FONTENET II J defensive rebound (3)			
17:36	10 FONTENET II J foul drawn (5)			5 TERRELL JR. D foul personal (3 - 2)
17:21	10 FONTENET II J 2pt FG in the paint, jump shot missed			
17:16				23 FRAZIER III O defensive rebound (4)
17:13		<b>34-44</b>	<b>-10</b>	4 CAMPER JR. C 3pt FG fast break, jump shot made (11)
17:13				23 FRAZIER III O assist (3)
16:59	4 ANDERSON C 3pt FG , jump shot missed			
16:55				34 KALU K defensive rebound (3)
16:36				4 CAMPER JR. C 2pt FG outside the paint, jump shot missed
16:33	11 POHTO K defensive rebound (6)			
16:26	9 MURRELL M 3pt FG , jump shot missed			
16:23	11 POHTO K offensive rebound (7)			
16:15	11 POHTO K 2pt FG second chance in the paint, layup made (11)	<b>36-44</b>	<b>-8</b>	
16:15	9 MURRELL M assist (1)			
15:53	11 POHTO K steal (1)			5 TERRELL JR. D turnover lost ball (1)
15:53	11 POHTO K foul drawn (4)			34 KALU K foul personal (3 - 3)
15:53	4 ANDERSON C substitution out			
15:53	2 TURNER D substitution in			
15:53				34 KALU K substitution out
15:53				32 HAMILTON D substitution in



**UTEP at UC Santa Barbara**

11/20/24 The Thunderdome, Santa Barbara, Calif.  
2024-25 Men's Basketball

**Game Time:** 7:00 PM  
**Game Duration:** 2:24  
**Attendance:** 2,573

**Officials:** Matt Rafferty, Michael Kashirsky, Kristyne Esparza

Game Time	SB	Score	Diff	TEP
15:29	10 FONTENET II J 2pt FG from turnover outside the paint, jump shot missed			
15:27	11 POHTO K offensive rebound (8)			
15:27	11 POHTO K foul drawn (5)			32 HAMILTON D foul personal (4 - 4)
15:21	30 SWENSON S 3pt FG from turnover second chance, jump shot made (7)	<b>39-44</b>	<b>-5</b>	
15:21	11 POHTO K assist (1)			
15:03		<b>39-46</b>	<b>-7</b>	32 HAMILTON D 2pt FG outside the paint, jump shot made (2)
15:03				23 FRAZIER III O assist (4)
14:46	11 POHTO K foul drawn (6)			32 HAMILTON D foul personal (5 - 5)
14:46				32 HAMILTON D substitution out
14:46				33 JONES E substitution in
14:40	11 POHTO K turnover lost ball (2)			
14:40	11 POHTO K substitution out			
14:40	00 KEAT TONG K substitution in			
14:29				23 FRAZIER III O 3pt FG from turnover, jump shot missed
14:24	9 MURRELL M defensive rebound (2)			
14:08	9 MURRELL M 3pt FG , jump shot missed			
14:03				23 FRAZIER III O defensive rebound (5)
14:00				4 CAMPER JR. C 3pt FG , jump shot missed
13:55	10 FONTENET II J defensive rebound (4)			
13:51	30 SWENSON S 3pt FG , jump shot made (10)	<b>42-46</b>	<b>-4</b>	
13:26		<b>42-49</b>	<b>-7</b>	33 JONES E 3pt FG , jump shot made (3)
13:26				13 BARNES D assist (2)
13:08	30 SWENSON S 2pt FG in the paint, jump shot made (12)	<b>44-49</b>	<b>-5</b>	
12:56	30 SWENSON S foul personal (2 - 2)			13 BARNES D foul drawn (2)
12:56	9 MURRELL M substitution out			
12:56	10 FONTENET II J substitution out			
12:56	4 ANDERSON C substitution in			
12:56	7 SMITH C substitution in			
12:56				23 FRAZIER III O substitution out
12:56				11 HORTON T substitution in
12:50	4 ANDERSON C foul personal (2 - 3)			5 TERRELL JR. D foul drawn (2)
12:49				33 JONES E 2pt FG in the paint, jump shot missed
12:45	2 TURNER D defensive rebound (4)			
12:33	00 KEAT TONG K foul drawn (1)			33 JONES E foul shooting (1 - 6)
12:33	00 KEAT TONG K free throw 1 - 2 missed			
12:33	offensive dead ball rebound (1)			
12:33	30 SWENSON S substitution out			
12:33	10 FONTENET II J substitution in			
12:33				13 BARNES D substitution out
12:33				33 JONES E substitution out
12:33				12 BYNUM A substitution in
12:33				34 KALU K substitution in
12:33	00 KEAT TONG K free throw 2 - 2 made (1)	<b>45-49</b>	<b>-4</b>	
12:33	00 KEAT TONG K substitution out			
12:33	11 POHTO K substitution in			
12:13				5 TERRELL JR. D turnover travel (2)
12:13	2 TURNER D substitution out			
12:13	30 SWENSON S substitution in			



**UTEP at UC Santa Barbara**

11/20/24 The Thunderdome, Santa Barbara, Calif.  
2024-25 Men's Basketball

**Game Time:** 7:00 PM  
**Game Duration:** 2:24  
**Attendance:** 2,573

**Officials:** Matt Rafferty, Michael Kashirsky, Kristyne Esparza

Game Time	SB	Score	Diff	TEP
11:58	7 SMITH C turnover lost ball (4)			4 CAMPER JR. C steal (3)
11:38		<b>45-51</b>	<b>-6</b>	12 BYNUM A 2pt FG from turnover in the paint, layup made (5)
11:32	11 POHTO K 2pt FG in the paint, layup missed			
11:29				5 TERRELL JR. D defensive rebound (1)
11:26	foul bench class A technical (4)			
11:26	Timeout media			
11:26				5 TERRELL JR. D substitution out
11:26				13 BARNES D substitution in
11:26				12 BYNUM A free throw 1 - 2 missed
11:26				offensive dead ball rebound (1)
11:26		<b>45-52</b>	<b>-7</b>	12 BYNUM A free throw 2 - 2 made (6)
11:17		<b>45-55</b>	<b>-10</b>	12 BYNUM A 3pt FG , jump shot made (9)
11:17				4 CAMPER JR. C assist (2)
10:53	10 FONTENET II J foul drawn (6)			11 HORTON T foul shooting (4 - 7)
10:53	10 FONTENET II J free throw 1 - 2 made (8)	<b>46-55</b>	<b>-9</b>	
10:53	4 ANDERSON C substitution out			
10:53	2 TURNER D substitution in			
10:53				11 HORTON T substitution out
10:53				23 FRAZIER III O substitution in
10:53	7 SMITH C substitution out			
10:53	9 MURRELL M substitution in			
10:53	10 FONTENET II J free throw 2 - 2 made (9)	<b>47-55</b>	<b>-8</b>	
10:41		<b>47-58</b>	<b>-11</b>	12 BYNUM A 3pt FG , jump shot made (12)
10:41				13 BARNES D assist (3)
10:22	2 TURNER D 2pt FG in the paint, layup blocked			
10:22				23 FRAZIER III O block (2)
10:16				13 BARNES D defensive rebound (1)
10:16				13 BARNES D 2pt FG outside the paint, jump shot blocked
10:16	10 FONTENET II J block (1)			
10:16				offensive rebound (17)
10:16	11 POHTO K substitution out			
10:16	00 KEAT TONG K substitution in			
09:59				23 FRAZIER III O 2pt FG second chance in the paint, layup missed
09:55	9 MURRELL M defensive rebound (3)			
09:46	9 MURRELL M foul drawn (2)			13 BARNES D foul personal (1 - 8)
09:46				34 KALU K substitution out
09:46				33 JONES E substitution in
09:46	9 MURRELL M 1&1 free throw 1 made (1)	<b>48-58</b>	<b>-10</b>	
09:46	9 MURRELL M 1&1 free throw 2 missed			
09:45				33 JONES E defensive rebound (2)
09:30	10 FONTENET II J foul personal (1 - 5)			4 CAMPER JR. C foul drawn (1)
09:30	00 KEAT TONG K substitution out			
09:30	7 SMITH C substitution in			
09:21	10 FONTENET II J steal (1)			23 FRAZIER III O turnover lost ball (2)
09:15	10 FONTENET II J 2pt FG from turnover in the paint, layup blocked			
09:15				33 JONES E block (1)
09:09	30 SWENSON S offensive rebound (2)			



**UTEP at UC Santa Barbara**

11/20/24 The Thunderdome, Santa Barbara, Calif.  
2024-25 Men's Basketball

**Game Time:** 7:00 PM  
**Game Duration:** 2:24  
**Attendance:** 2,573

**Officials:** Matt Rafferty, Michael Kashirsky, Kristyne Esparza

Game Time	SB	Score	Diff	TEP
09:08	30 SWENSON S 3pt FG from turnover second chance, jump shot blocked			
09:08				23 FRAZIER III O block (3)
09:08				defensive rebound (19)
08:47		<b>48-60</b>	<b>-12</b>	23 FRAZIER III O 2pt FG in the paint, layup made (19)
08:33	10 FONTENET II J 2pt FG in the paint, layup made (11)	<b>50-60</b>	<b>-10</b>	
08:08	9 MURRELL M foul shooting (1 - 6)			13 BARNES D foul drawn (3)
08:08		<b>50-61</b>	<b>-11</b>	13 BARNES D free throw 1 - 2 made (12)
08:08	7 SMITH C substitution out			
08:08	30 SWENSON S substitution out			
08:08	00 KEAT TONG K substitution in			
08:08	4 ANDERSON C substitution in			
08:08				4 CAMPER JR. C substitution out
08:08				5 TERRELL JR. D substitution in
08:08				13 BARNES D free throw 2 - 2 missed
08:08	00 KEAT TONG K defensive rebound (1)			
07:59	2 TURNER D 3pt FG , jump shot missed			
07:55	00 KEAT TONG K offensive rebound (2)			
07:54	00 KEAT TONG K 2pt FG second chance in the paint, layup missed			
07:51				13 BARNES D defensive rebound (2)
07:47		<b>50-64</b>	<b>-14</b>	12 BYNUM A 3pt FG fast break, jump shot made (15)
07:47				13 BARNES D assist (4)
07:43	Timeout 30 Sec			
07:43	Timeout media			
07:43	00 KEAT TONG K substitution out			
07:43	2 TURNER D substitution out			
07:43	11 POHTO K substitution in			
07:43	30 SWENSON S substitution in			
07:27	11 POHTO K 2pt FG in the paint, layup made (13)	<b>52-64</b>	<b>-12</b>	
07:27	10 FONTENET II J assist (2)			
07:05				13 BARNES D 3pt FG , jump shot missed
07:01	10 FONTENET II J defensive rebound (5)			
06:55	30 SWENSON S turnover bad pass (4)			
06:55	Timeout media			
06:55	9 MURRELL M substitution out			
06:55	2 TURNER D substitution in			
06:55				12 BYNUM A substitution out
06:55				33 JONES E substitution out
06:55				4 CAMPER JR. C substitution in
06:55				34 KALU K substitution in
06:39	30 SWENSON S foul shooting (3 - 7)			13 BARNES D foul drawn (4)
06:39				13 BARNES D free throw 1 - 3 missed
06:39				offensive dead ball rebound (2)
06:39		<b>52-65</b>	<b>-13</b>	13 BARNES D free throw 2 - 3 made (13)
06:39		<b>52-66</b>	<b>-14</b>	13 BARNES D free throw 3 - 3 made (14)
06:28	10 FONTENET II J 3pt FG , jump shot made (14)	<b>55-66</b>	<b>-11</b>	
06:28	11 POHTO K assist (2)			
06:04				23 FRAZIER III O 3pt FG , jump shot missed
06:01	30 SWENSON S defensive rebound (3)			



**UTEP at UC Santa Barbara**

11/20/24 The Thunderdome, Santa Barbara, Calif.  
2024-25 Men's Basketball

**Game Time:** 7:00 PM  
**Game Duration:** 2:24  
**Attendance:** 2,573

**Officials:** Matt Rafferty, Michael Kashirsky, Kristyne Esparza

Game Time	SB	Score	Diff	TEP
05:45	11 POHTO K 2pt FG in the paint, layup made (15)	<b>57-66</b>	<b>-9</b>	
05:45	2 TURNER D assist (2)			
05:17				13 BARNES D 2pt FG outside the paint, jump shot missed
05:14	2 TURNER D defensive rebound (5)			
05:01	11 POHTO K turnover bad pass (3)			4 CAMPER JR. C steal (4)
04:35				4 CAMPER JR. C 2pt FG from turnover in the paint, jump shot missed
04:31	10 FONTENET II J defensive rebound (6)			
04:28	10 FONTENET II J foul drawn (7)			23 FRAZIER III O foul personal (2 - 9)
04:28				4 CAMPER JR. C substitution out
04:28				12 BYNUM A substitution in
04:28	10 FONTENET II J 1&1 free throw 1 made (15)	<b>58-66</b>	<b>-8</b>	
04:28	10 FONTENET II J 1&1 free throw 2 made (16)	<b>59-66</b>	<b>-7</b>	
04:28	10 FONTENET II J substitution out			
04:28	9 MURRELL M substitution in			
04:15		<b>59-68</b>	<b>-9</b>	23 FRAZIER III O 2pt FG in the paint, layup made (21)
03:54	Timeout media			
03:54	9 MURRELL M substitution out			
03:54	10 FONTENET II J substitution in			
03:49	10 FONTENET II J 2pt FG in the paint, jump shot made (18)	<b>61-68</b>	<b>-7</b>	
03:26	10 FONTENET II J foul personal (2 - 8)			23 FRAZIER III O foul drawn (2)
03:26				12 BYNUM A substitution out
03:26				4 CAMPER JR. C substitution in
03:26				23 FRAZIER III O 1&1 free throw 1 missed
03:26	10 FONTENET II J defensive rebound (7)			
03:11	11 POHTO K foul drawn (7)			5 TERRELL JR. D foul shooting (4 - 10)
03:11	11 POHTO K free throw 1 - 2 made (16)	<b>62-68</b>	<b>-6</b>	
03:11	11 POHTO K free throw 2 - 2 missed			
03:11				34 KALU K defensive rebound (4)
02:44		<b>62-71</b>	<b>-9</b>	13 BARNES D 3pt FG , jump shot made (17)
02:44				23 FRAZIER III O assist (5)
02:29	4 ANDERSON C 3pt FG , jump shot missed			
02:26	11 POHTO K offensive rebound (9)			
02:16	11 POHTO K foul drawn (8)			23 FRAZIER III O foul shooting (3 - 11)
02:16	11 POHTO K free throw 1 - 2 missed			
02:16	offensive dead ball rebound (2)			
02:16	11 POHTO K free throw 2 - 2 made (17)	<b>63-71</b>	<b>-8</b>	
02:16	11 POHTO K substitution out			
02:16	00 KEAT TONG K substitution in			
01:56				13 BARNES D 2pt FG outside the paint, jump shot missed
01:52	4 ANDERSON C defensive rebound (2)			
01:47	10 FONTENET II J foul drawn (8)			5 TERRELL JR. D foul personal (5 - 12)
01:47	00 KEAT TONG K substitution out			
01:47	11 POHTO K substitution in			
01:47				5 TERRELL JR. D substitution out
01:47				12 BYNUM A substitution in
01:47	10 FONTENET II J free throw 1 - 2 made (19)	<b>64-71</b>	<b>-7</b>	
01:47	10 FONTENET II J free throw 2 - 2 made (20)	<b>65-71</b>	<b>-6</b>	
01:47				Timeout 30 Sec



**UTEP at UC Santa Barbara**

11/20/24 The Thunderdome, Santa Barbara, Calif.  
2024-25 Men's Basketball

**Game Time:** 7:00 PM  
**Game Duration:** 2:24  
**Attendance:** 2,573

**Officials:** Matt Rafferty, Michael Kashirsky, Kristyne Esparza

Game Time	SB	Score	Diff	TEP
01:20		<b>65-73</b>	<b>-8</b>	4 CAMPER JR. C 2pt FG in the paint, layup made (13)
01:08	11 POHTO K foul drawn (9)			34 KALU K foul shooting (4 - 13)
01:08	11 POHTO K free throw 1 - 2 made (18)	<b>66-73</b>	<b>-7</b>	
01:08	4 ANDERSON C substitution out			
01:08	3 MITCHELL C substitution in			
01:08	11 POHTO K free throw 2 - 2 made (19)	<b>67-73</b>	<b>-6</b>	
00:38	3 MITCHELL C steal (1)			23 FRAZIER III O turnover lost ball (3)
00:32	11 POHTO K 2pt FG from turnover in the paint, layup made (21)	<b>69-73</b>	<b>-4</b>	
00:32	30 SWENSON S assist (6)			
00:31	Timeout 30 Sec			
00:31	30 SWENSON S foul personal (4 - 9)			13 BARNES D foul drawn (5)
00:31	3 MITCHELL C substitution out			
00:31	4 ANDERSON C substitution in			
00:31		<b>69-74</b>	<b>-5</b>	13 BARNES D 1&1 free throw 1 made (18)
00:31				13 BARNES D 1&1 free throw 2 missed
00:31	11 POHTO K defensive rebound (10)			
00:23	30 SWENSON S 2pt FG in the paint, jump shot blocked			
00:23				23 FRAZIER III O block (4)
00:20				13 BARNES D defensive rebound (3)
00:20	2 TURNER D foul personal (1 - 10)			13 BARNES D foul drawn (6)
00:20		<b>69-75</b>	<b>-6</b>	13 BARNES D free throw fast break 1 - 2 made (19)
00:20	11 POHTO K substitution out			
00:20	9 MURRELL M substitution in			
00:20				13 BARNES D free throw fast break 2 - 2 missed
00:20	10 FONTENET II J defensive rebound (8)			
00:15	2 TURNER D foul drawn (1)			4 CAMPER JR. C foul shooting (1 - 14)
00:15	2 TURNER D free throw fast break 1 - 2 made (3)	<b>70-75</b>	<b>-5</b>	
00:15	30 SWENSON S substitution out			
00:15	3 MITCHELL C substitution in			
00:15	2 TURNER D free throw fast break 2 - 2 made (4)	<b>71-75</b>	<b>-4</b>	
00:14	10 FONTENET II J foul personal (3 - 11)			13 BARNES D foul drawn (7)
00:14		<b>71-76</b>	<b>-5</b>	13 BARNES D free throw fast break 1 - 2 made (20)
00:14	Timeout 60 Sec			
00:14	3 MITCHELL C substitution out			
00:14	30 SWENSON S substitution in			
00:14		<b>71-77</b>	<b>-6</b>	13 BARNES D free throw fast break 2 - 2 made (21)
00:06	30 SWENSON S 2pt FG fast break in the paint, layup made (14)	<b>73-77</b>	<b>-4</b>	
00:04	4 ANDERSON C foul personal (3 - 12)			13 BARNES D foul drawn (8)
00:04		<b>73-78</b>	<b>-5</b>	13 BARNES D free throw 1 - 2 made (22)
00:04				34 KALU K substitution out
00:04				3 HEBB B substitution in
00:04		<b>73-79</b>	<b>-6</b>	13 BARNES D free throw 2 - 2 made (23)
00:00	30 SWENSON S 3pt FG , jump shot made (17)	<b>76-79</b>	<b>-3</b>	
<b>END OF GAME</b>				
<b>SB 76-79 TEP</b>				



Officials: Matt Rafferty, Michael Kashirsky, Kristyne Esparza

UTEP - 42

NO.	Name	Min	FG			Rebounds			Fouls		TP	AS	TO	ST	Blocks		+/-
			M-A	M-A	M-A	OR	DR	TOT	PF	FD					BS	BA	
23	Otis Frazier III	F 17:57	4-9	0-2	0-1	1	2	3	2	1	8	3	2	0	3	0	-6
34	Kevin Kalu	F 13:44	0-0	0-0	0-0	0	2	2	3	0	0	0	0	0	0	2	
4	Corey Camper Jr.	G 17:45	2-6	1-2	0-0	0	0	0	1	1	5	1	0	2	0	-1	
5	David Terrell Jr.	G 14:55	0-0	0-0	0-0	0	1	1	3	2	0	0	2	0	0	-2	
13	Devon Barnes	G 18:53	1-5	1-2	9-13	0	3	3	1	7	12	3	0	0	0	-3	
32	Derick Hamilton	01:07	1-1	0-0	0-0	0	0	0	2	0	2	0	0	0	0	-1	
33	Elijah Jones	05:04	1-2	1-1	0-0	0	1	1	1	0	3	0	0	0	1	-1	
11	Trey Horton	02:03	0-0	0-0	0-0	0	0	0	1	0	0	0	0	0	0	4	
12	Ahamad Bynum	08:27	4-4	3-3	1-2	0	0	0	0	0	12	0	0	0	0	0	
3	Baylor Hebb	00:05	0-0	0-0	0-0	0	0	0	0	0	0	0	0	0	0	-2	
Team						1	2	3			0	0					
<b>Totals</b>			13-27	6-10	10-16	2	11	13	14	11	42	7	4	2	4	1	-2

Shooting By Period		
2 <sup>nd</sup> FG%	13-27	48.1%
3PT%	6-10	60.0%
FT%	10-16	62.5%
GM FG%	13-27	48.1%
3PT%	6-10	60.0%
FT%	10-16	62.5%

Dead Ball Rebounds: 2, 0

Technical Fouls: NONE

UC Santa Barbara - 44

NO.	Name	Min	FG			Rebounds			Fouls		TP	AS	TO	ST	Blocks		+/-
			M-A	M-A	M-A	OR	DR	TOT	PF	FD					BS	BA	
7	Colin Smith	F 05:24	1-1	0-0	0-0	0	1	1	1	0	2	0	2	0	0	0	-7
11	Kenny Pohto	F 14:31	4-5	0-0	4-6	3	2	5	0	7	12	2	2	1	0	0	-1
4	Cole Anderson	G 13:42	0-2	0-2	0-0	0	1	1	2	0	0	0	0	0	0	-2	
10	Jason Fontenet II	G 19:03	3-6	1-1	6-6	0	6	6	3	4	13	2	0	1	1	4	
30	Stephan Swenson	G 19:14	5-8	3-5	0-0	1	1	2	3	0	13	1	1	0	0	4	
9	Max Murrell	09:57	0-2	0-2	1-2	0	2	2	1	1	1	1	0	0	0	0	
2	Deuce Turner	13:45	0-2	0-1	2-2	0	2	2	1	1	2	1	0	0	0	1	
00	Koat Keat Tong	03:47	0-1	0-0	1-2	1	1	2	0	1	1	0	0	0	0	1	
3	Chris Mitchell	00:37	0-0	0-0	0-0	0	0	0	0	0	0	0	0	1	0	3	
Team						0	0	0			0	0					
<b>Totals</b>			13-27	4-11	14-18	5	16	21	12	14	44	7	5	3	1	4	2

Shooting By Period		
2 <sup>nd</sup> FG%	13-27	48.1%
3PT%	4-11	36.4%
FT%	14-18	77.8%
GM FG%	13-27	48.1%
3PT%	4-11	36.4%
FT%	14-18	77.8%

Dead Ball Rebounds: 2, 0

Technical Fouls: Bench 2<sup>nd</sup> 11:26

	TEP	SB
Biggest lead	14 (2 <sup>nd</sup> 7:47)	0 (1 <sup>st</sup> 20:00)
Best Scoring Run	6 (2 <sup>nd</sup> 11:17)	7 (2 <sup>nd</sup> 4:28)
Lead Changes	0	
Times Tied	0	
Time with Lead	19:43	00:00

Points from	TEP	SB
Turnovers	4	5
Paint	12	18
Second Chance	2	6
Fast Breaks	9	6
Bench	17	4

	Period by Period Scoring		
	1st	2nd	TOT
TEP	37	42	79
SB	32	44	76



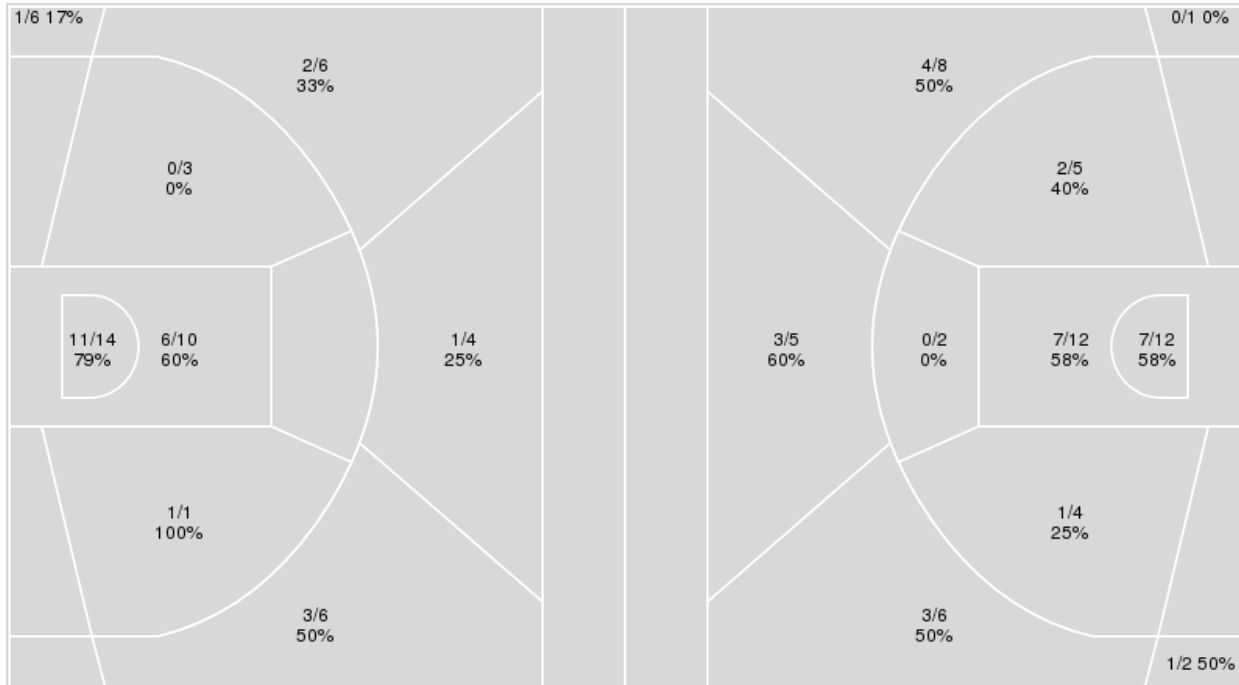
**Officials:** Matt Rafferty, Michael Kashirsky, Kristyne Esparza

{ Players => All; } FG Types => All; Results => All;

{ Players => All; } FG Types => All; Results => All;

**UC Santa Barbara**

**UTEP**



UC Santa Barbara	M/A	%
Field Goals	25/50	50
2 Points	18/28	64
3 Points	7/22	32
Free Throws	19/24	79

UTEP	M/A	%
Field Goals	28/57	49
2 Points	17/35	49
3 Points	11/22	50
Free Throws	12/18	67



**UTEP at UC Santa Barbara**

11/20/24 The Thunderdome, Santa Barbara, Calif.  
2024-25 Men's Basketball

**Game Time:** 7:00 PM  
**Game Duration:** 2:24  
**Attendance:** 2,573

**Officials:** Matt Rafferty, Michael Kashirsky, Kristyne Esparza

**UTEP**

No	Name	Mins		Score		Points Diff		Points per Min		Assists		Rebounds		Steals		Turnovers	
		On	Off	On	Off	On	Off	On	Off	On	Off	On	Off	On	Off	On	Off
3	Baylor Hebb	00:05	39:55	1 - 3	78 - 73	-2	5	12.50	1.95	0	14	0	22	0	9	0	8
4	Corey Camper Jr.	35:09	04:51	72 - 65	7 - 11	7	-4	2.05	1.44	13	1	20	2	9	0	8	0
5	David Terrell Jr.	23:47	16:13	43 - 36	36 - 40	7	-4	1.81	2.22	9	5	11	11	5	4	4	4
11	Trey Horton	08:31	31:29	13 - 16	66 - 60	-3	6	1.53	2.10	1	13	3	19	2	7	1	7
12	Ahamad Bynum	17:24	22:36	43 - 41	36 - 35	2	1	2.47	1.59	8	6	12	10	5	4	6	2
13	Devon Barnes	35:05	04:55	70 - 69	9 - 7	1	2	2.00	1.83	12	2	20	2	7	2	6	2
23	Otis Frazier III	35:58	04:02	71 - 71	8 - 5	0	3	1.97	1.98	13	1	20	2	7	2	6	2
32	Derick Hamilton	07:33	32:27	11 - 14	68 - 62	-3	6	1.46	2.10	3	11	2	20	2	7	2	6
33	Elijah Jones	12:14	27:46	13 - 25	66 - 51	-12	15	1.06	2.38	2	12	6	16	1	8	3	5
34	Kevin Kalu	24:14	15:46	58 - 40	21 - 36	18	-15	2.39	1.33	9	5	16	6	7	2	4	4

**UC Santa Barbara**

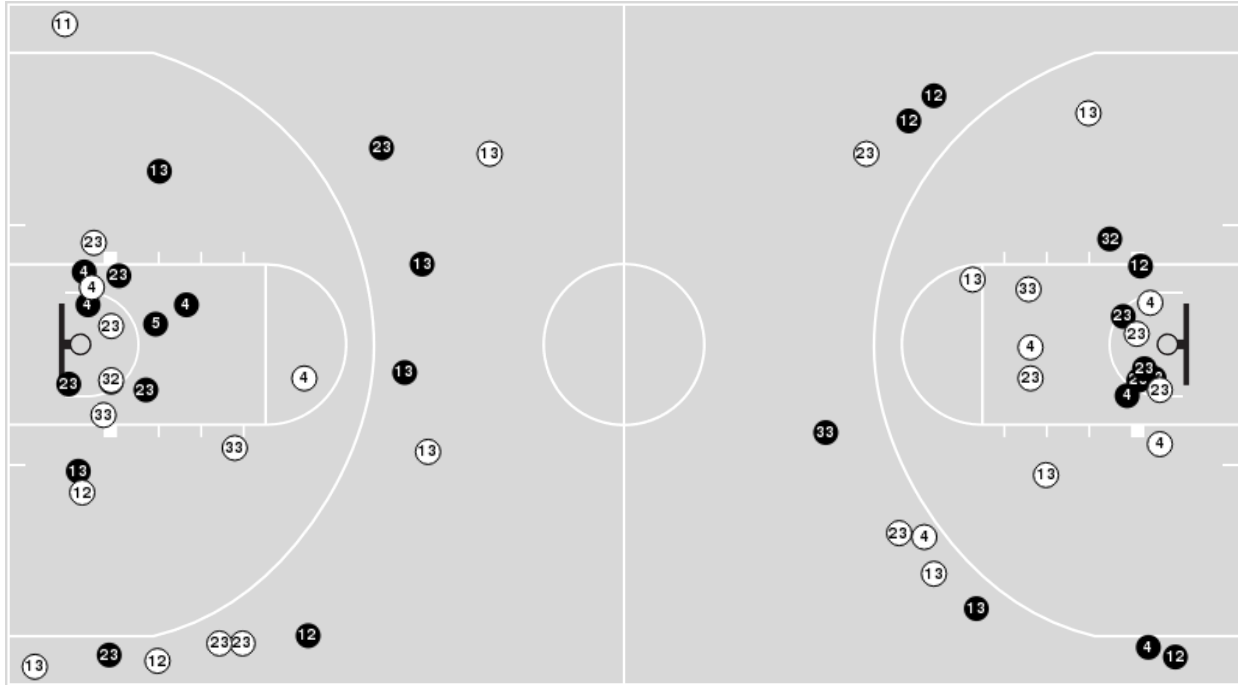
No	Name	Mins		Score		Points Diff		Points per Min		Assists		Rebounds		Steals		Turnovers	
		On	Off	On	Off	On	Off	On	Off	On	Off	On	Off	On	Off	On	Off
00	Koat Keat Tong	06:13	33:47	10 - 13	66 - 66	-3	0	1.61	1.95	1	13	7	32	1	3	3	13
2	Deuce Turner	24:13	15:47	53 - 52	23 - 27	1	-4	2.19	1.46	7	7	23	16	3	1	9	7
3	Chris Mitchell	00:37	39:23	4 - 1	72 - 78	3	-6	6.47	1.83	1	13	0	39	1	3	0	16
4	Cole Anderson	28:26	11:34	53 - 56	23 - 23	-3	0	1.86	1.99	11	3	28	11	2	2	13	3
7	Colin Smith	16:29	23:31	26 - 27	50 - 52	-1	-2	1.58	2.13	6	8	16	23	1	3	7	9
9	Max Murrell	19:39	20:21	37 - 47	39 - 32	-10	7	1.88	1.92	5	9	18	21	3	1	8	8
10	Jason Fontenet II	36:05	03:55	72 - 70	4 - 9	2	-5	2.00	1.02	13	1	38	1	3	1	12	4
11	Kenny Pohoto	30:55	09:05	55 - 58	21 - 21	-3	0	1.78	2.31	13	1	28	11	2	2	13	3
12	Evans Kipruto	00:23	39:37	0 - 0	76 - 79	0	-3	0.00	1.92	0	14	1	38	0	4	0	16
30	Stephan Swenson	37:00	03:00	70 - 71	6 - 8	-1	-2	1.89	2.00	13	1	36	3	4	0	15	1



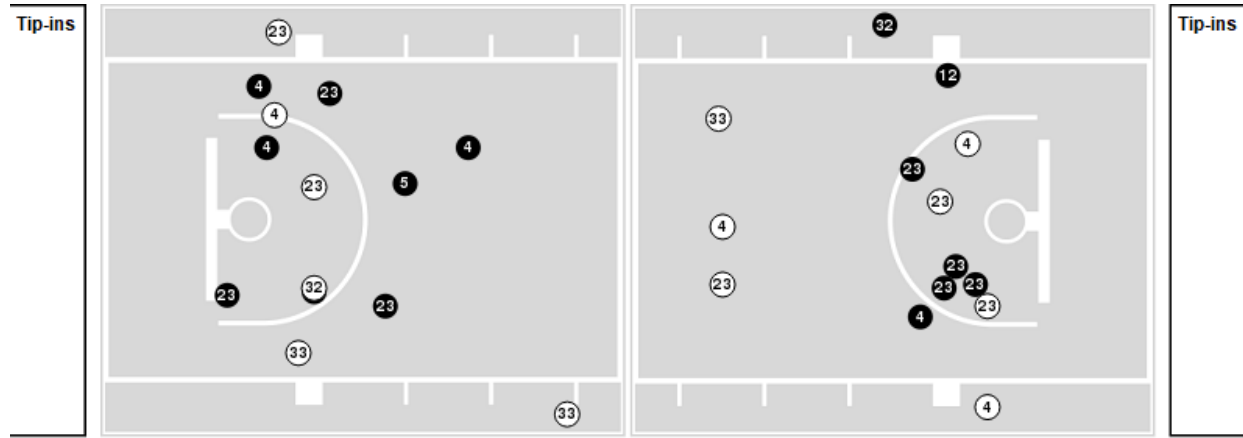
**Officials:** Matt Rafferty, Michael Kashirsky, Kristyne Esparza

Players => AllFG Types=>AllResults=>All  
**UTEP**

**All Field Goals**



**Blow Up Chart**



● Made ○ Missed N - Player Number

UTEP	M/A	%
Field Goals	28/57	49
2 Points	17/35	49
3 Points	11/22	50
Free Throws	12/18	67

UTEP	M/A	%
Points in the Paint	28 (14 / 24)	58
Fast Break Points	14 (8/9)	89
Second Chance Points	9 (4/5)	80
Effective FG%	59	

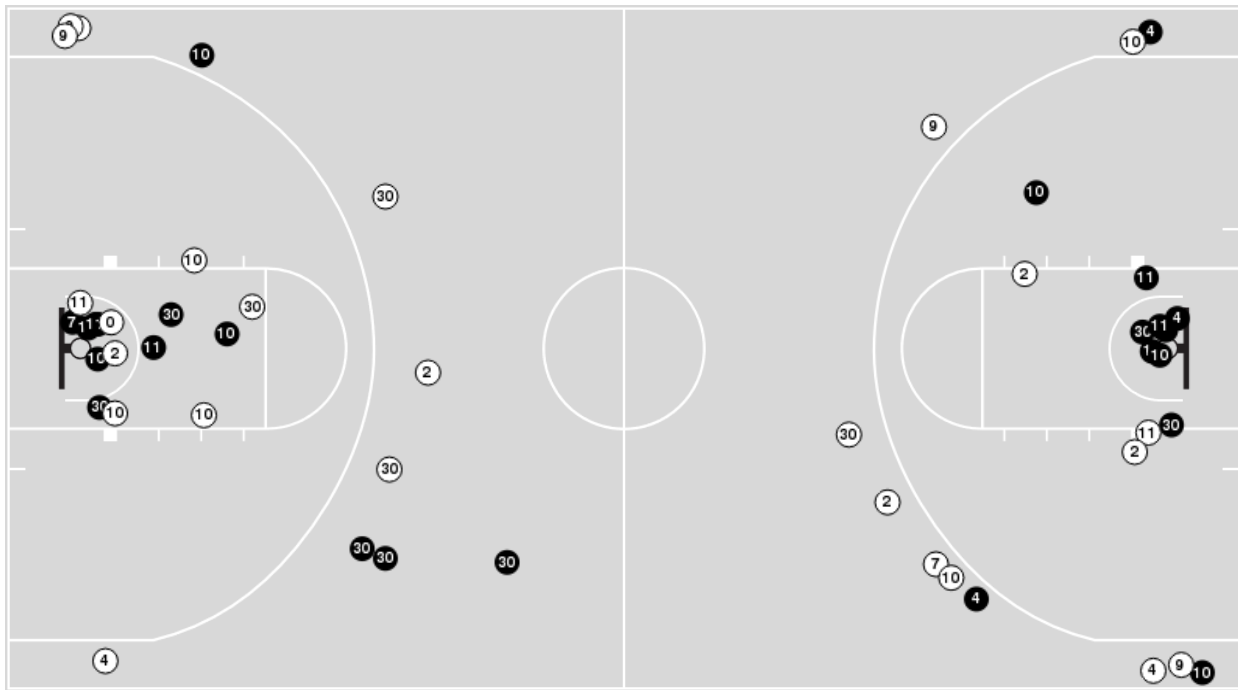


**Officials:** Matt Rafferty, Michael Kashirsky, Kristyne Esparza

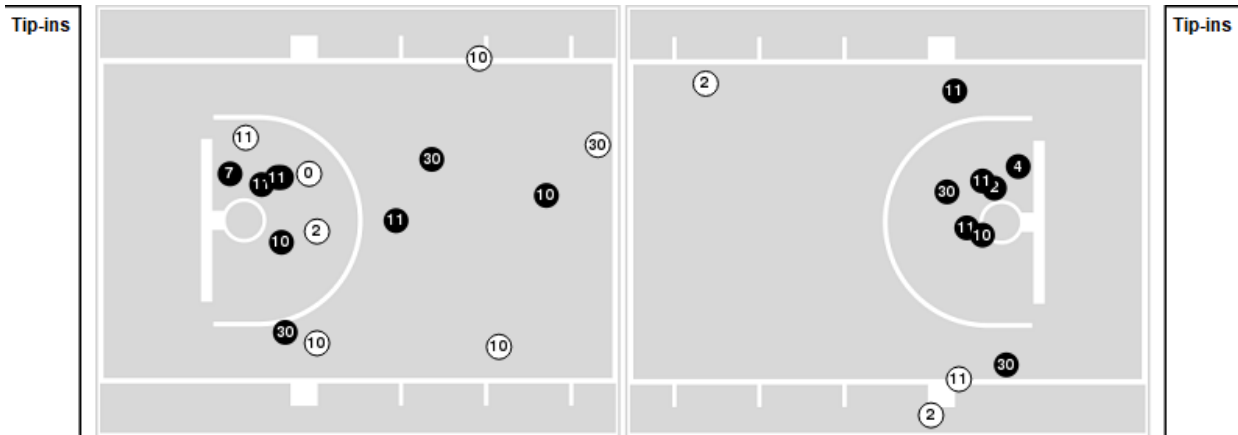
Players => AllFG Types=>AllResults=>All

**UC Santa Barbara**

**All Field Goals**



**Blow Up Chart**



● Made    ○ Missed    N - Player Number

UC Santa Barbara	M/A	%
Field Goals	25/50	50
2 Points	18/28	64
3 Points	7/22	32
Free Throws	19/24	79

UC Santa Barbara	M/A	%
Points in the Paint	34 (17 / 24)	71
Fast Break Points	6 (5/5)	100
Second Chance Points	12 (6/10)	60
Effective FG%	57	



**UTEP at UC Santa Barbara**

11/20/24 The Thunderdome, Santa Barbara, Calif.  
2024-25 Men's Basketball

**Game Time:** 7:00 PM  
**Game Duration:** 2:24  
**Attendance:** 2,573

**Officials:** Matt Rafferty, Michael Kashirsky, Kristyne Esparza

**UTEP**

Lineup	Quarter On	Time On	Quarter Off	Time Off	Time on Court	Score	Score Diff	Reb	Stl	Tov	Ass	PPP
4- Camper Jr. C/5- Terrell Jr. D/13- Barnes D/23- Frazier III O/34- Kalu K/	1	20:00	1	16:34	03:26	10-2	8	1	2	1	2	1.6667
4- Camper Jr. C/5- Terrell Jr. D/13- Barnes D/33- Jones E/34- Kalu K/	1	16:34	1	15:48	00:46	2-0	2	1	0	0	0	2.0000
4- Camper Jr. C/5- Terrell Jr. D/13- Barnes D/32- Hamilton D/33- Jones E/	1	15:48	1	15:07	00:41	0-2	-2	0	0	0	0	0.0000
4- Camper Jr. C/5- Terrell Jr. D/13- Barnes D/23- Frazier III O/32- Hamilton D/	1	15:07	1	14:56	00:11	0-0	0	0	0	0	0	0.0000
4- Camper Jr. C/5- Terrell Jr. D/12- Bynum A/23- Frazier III O/32- Hamilton D/	1	14:56	1	12:30	02:26	7-3	4	1	1	1	2	1.7500
5- Terrell Jr. D/11- Horton T/23- Frazier III O/32- Hamilton D/33- Jones E/	1	12:30	1	12:30	00:00	0-0	0	0	0	0	0	0.0000
11- Horton T/13- Barnes D/23- Frazier III O/32- Hamilton D/33- Jones E/	1	12:30	1	09:54	02:36	2-5	-3	1	0	0	0	0.5000
4- Camper Jr. C/11- Horton T/13- Barnes D/23- Frazier III O/34- Kalu K/	1	09:54	1	09:54	00:00	1-0	1	0	0	0	0	2.2727
4- Camper Jr. C/5- Terrell Jr. D/11- Horton T/23- Frazier III O/34- Kalu K/	1	09:54	1	08:32	01:22	0-3	-3	0	0	0	0	0.0000
4- Camper Jr. C/11- Horton T/13- Barnes D/23- Frazier III O/34- Kalu K/	1	08:32	1	06:31	02:01	4-4	0	1	1	0	0	1.3333
4- Camper Jr. C/12- Bynum A/13- Barnes D/23- Frazier III O/34- Kalu K/	1	06:31	1	03:36	02:55	11-3	8	4	2	0	3	1.7081
4- Camper Jr. C/11- Horton T/12- Bynum A/13- Barnes D/23- Frazier III O/	1	03:36	1	03:07	00:29	0-2	-2	0	0	0	0	0.0000
4- Camper Jr. C/12- Bynum A/13- Barnes D/23- Frazier III O/33- Jones E/	1	03:07	1	02:56	00:11	0-0	0	0	0	0	0	0.0000
4- Camper Jr. C/12- Bynum A/13- Barnes D/32- Hamilton D/33- Jones E/	1	02:56	1	02:24	00:32	0-1	-1	0	1	1	0	0.0000
4- Camper Jr. C/12- Bynum A/13- Barnes D/23- Frazier III O/32- Hamilton D/	1	02:24	1	02:24	00:00	0-0	0	0	0	0	0	0.0000
4- Camper Jr. C/12- Bynum A/13- Barnes D/23- Frazier III O/33- Jones E/	1	02:24	2	20:00	02:24	0-7	-7	0	0	1	0	0.0000
4- Camper Jr. C/5- Terrell Jr. D/13- Barnes D/23- Frazier III O/34- Kalu K/	2	20:00	2	15:53	04:07	7-4	3	4	0	1	1	1.0000
4- Camper Jr. C/5- Terrell Jr. D/13- Barnes D/23- Frazier III O/32- Hamilton D/	2	15:53	2	14:46	01:07	2-3	-1	0	0	0	1	2.0000
4- Camper Jr. C/5- Terrell Jr. D/13- Barnes D/23- Frazier III O/33- Jones E/	2	14:46	2	12:56	01:50	3-5	-2	1	0	0	1	1.0000
4- Camper Jr. C/5- Terrell Jr. D/11- Horton T/13- Barnes D/33- Jones E/	2	12:56	2	12:33	00:23	0-0	0	0	0	0	0	0.0000
4- Camper Jr. C/5- Terrell Jr. D/11- Horton T/12- Bynum A/34- Kalu K/	2	12:33	2	11:26	01:07	2-1	1	1	1	1	0	1.0000
4- Camper Jr. C/11- Horton T/12- Bynum A/13- Barnes D/34- Kalu K/	2	11:26	2	10:53	00:33	4-1	3	0	0	0	1	2.1277
4- Camper Jr. C/12- Bynum A/13- Barnes D/23- Frazier III O/34- Kalu K/	2	10:53	2	09:46	01:07	3-1	2	2	0	0	1	1.5000
4- Camper Jr. C/12- Bynum A/13- Barnes D/23- Frazier III O/33- Jones E/	2	09:46	2	08:08	01:38	3-3	0	2	0	1	0	1.2295
5- Terrell Jr. D/12- Bynum A/13- Barnes D/23- Frazier III O/33- Jones E/	2	08:08	2	06:55	01:13	3-2	1	1	0	0	1	1.2295
4- Camper Jr. C/5- Terrell Jr. D/13- Barnes D/23- Frazier III O/34- Kalu K/	2	06:55	2	04:28	02:27	2-5	-3	0	1	0	0	0.4630
5- Terrell Jr. D/12- Bynum A/13- Barnes D/23- Frazier III O/34- Kalu K/	2	04:28	2	03:26	01:02	2-4	-2	0	0	0	0	2.0000
4- Camper Jr. C/5- Terrell Jr. D/13- Barnes D/23- Frazier III O/34- Kalu K/	2	03:26	2	01:47	01:39	3-2	1	1	0	0	1	1.2295
4- Camper Jr. C/12- Bynum A/13- Barnes D/23- Frazier III O/34- Kalu K/	2	01:47	2	00:04	01:42	7-10	-3	1	0	1	0	1.3780
3- Hebb B/4- Camper Jr. C/12- Bynum A/13- Barnes D/23- Frazier III O/	2	00:04	2	00:00	00:04	1-3	-2	0	0	0	0	2.2727



**UTEP at UC Santa Barbara**

11/20/24 The Thunderdome, Santa Barbara, Calif.  
2024-25 Men's Basketball

**Game Time:** 7:00 PM  
**Game Duration:** 2:24  
**Attendance:** 2,573

**Officials:** Matt Rafferty, Michael Kashirsky, Kristyne Esparza

**UC Santa Barbara**

Lineup	Quarter On	Time On	Quarter Off	Time Off	Time on Court	Score	Score Diff	Reb	Stl	Tov	Ass	PPP
4- Anderson C/7- Smith C/10- Fontenet II J/11- Pohto K/30- Swenson S/	1	20:00	1	16:34	03:26	2-10	-8	2	0	4	0	0.4000
2- Turner D/9- Murrell M/10- Fontenet II J/11- Pohto K/30- Swenson S/	1	16:34	1	15:19	01:15	2-2	0	1	0	0	0	1.0000
2- Turner D/9- Murrell M/10- Fontenet II J/12- Kipruto E/30- Swenson S/	1	15:19	1	14:56	00:23	0-0	0	1	0	0	0	0.0000
2- Turner D/4- Anderson C/9- Murrell M/12- Kipruto E/30- Swenson S/	1	14:56	1	14:56	00:00	0-0	0	0	0	0	0	0.0000
00- Keat Tong K/2- Turner D/4- Anderson C/9- Murrell M/30- Swenson S/	1	14:56	1	12:30	02:26	3-7	-4	0	1	3	1	0.6000
4- Anderson C/7- Smith C/10- Fontenet II J/11- Pohto K/30- Swenson S/	1	12:30	1	08:45	03:45	8-3	5	5	0	0	3	2.0000
2- Turner D/4- Anderson C/9- Murrell M/10- Fontenet II J/11- Pohto K/	1	08:45	1	06:31	02:14	4-4	0	1	0	1	1	1.0000
2- Turner D/9- Murrell M/10- Fontenet II J/11- Pohto K/30- Swenson S/	1	06:31	1	03:54	02:37	3-10	-7	2	0	2	0	0.5515
4- Anderson C/7- Smith C/9- Murrell M/10- Fontenet II J/30- Swenson S/	1	03:54	1	03:07	00:47	2-1	1	1	0	0	0	2.2727
4- Anderson C/7- Smith C/10- Fontenet II J/11- Pohto K/30- Swenson S/	1	03:07	1	02:56	00:11	0-0	0	1	0	0	0	0.0000
2- Turner D/4- Anderson C/7- Smith C/11- Pohto K/30- Swenson S/	1	02:56	1	02:24	00:32	1-0	1	0	0	1	0	0.6944
2- Turner D/7- Smith C/10- Fontenet II J/11- Pohto K/30- Swenson S/	1	02:24	1	01:23	01:01	3-0	3	2	0	0	1	2.0833
4- Anderson C/7- Smith C/10- Fontenet II J/11- Pohto K/30- Swenson S/	1	01:23	2	18:01	03:22	6-4	2	3	0	1	2	1.2000
4- Anderson C/9- Murrell M/10- Fontenet II J/11- Pohto K/30- Swenson S/	2	18:01	2	15:53	02:08	2-3	-1	3	1	0	1	0.6667
2- Turner D/9- Murrell M/10- Fontenet II J/11- Pohto K/30- Swenson S/	2	15:53	2	14:40	01:13	3-2	1	1	0	1	1	1.5000
00- Keat Tong K/2- Turner D/9- Murrell M/10- Fontenet II J/30- Swenson S/	2	14:40	2	12:56	01:44	5-3	2	2	0	0	0	1.6667
00- Keat Tong K/2- Turner D/4- Anderson C/7- Smith C/30- Swenson S/	2	12:56	2	12:33	00:23	0-0	0	1	0	0	0	0.0000
00- Keat Tong K/2- Turner D/4- Anderson C/7- Smith C/10- Fontenet II J/	2	12:33	2	12:33	00:00	1-0	1	0	0	0	0	2.2727
2- Turner D/4- Anderson C/7- Smith C/10- Fontenet II J/11- Pohto K/	2	12:33	2	12:13	00:20	0-0	0	0	0	0	0	0.0000
4- Anderson C/7- Smith C/10- Fontenet II J/11- Pohto K/30- Swenson S/	2	12:13	2	10:53	01:20	1-6	-5	0	0	1	0	0.4098
2- Turner D/7- Smith C/10- Fontenet II J/11- Pohto K/30- Swenson S/	2	10:53	2	10:53	00:00	0-0	0	0	0	0	0	0.0000
2- Turner D/9- Murrell M/10- Fontenet II J/11- Pohto K/30- Swenson S/	2	10:53	2	10:16	00:37	1-3	-2	0	0	0	0	0.6944
00- Keat Tong K/2- Turner D/9- Murrell M/10- Fontenet II J/30- Swenson S/	2	10:16	2	09:30	00:46	1-0	1	1	0	0	0	1.1364
2- Turner D/7- Smith C/9- Murrell M/10- Fontenet II J/30- Swenson S/	2	09:30	2	08:08	01:22	2-3	-1	1	1	0	0	1.0000
00- Keat Tong K/2- Turner D/4- Anderson C/9- Murrell M/10- Fontenet II J/	2	08:08	2	07:43	00:25	0-3	-3	2	0	0	0	0.0000
4- Anderson C/9- Murrell M/10- Fontenet II J/11- Pohto K/30- Swenson S/	2	07:43	2	06:55	00:48	2-0	2	1	0	1	1	1.0000
2- Turner D/4- Anderson C/10- Fontenet II J/11- Pohto K/30- Swenson S/	2	06:55	2	04:28	02:27	7-2	5	3	0	1	2	1.8041
2- Turner D/4- Anderson C/9- Murrell M/11- Pohto K/30- Swenson S/	2	04:28	2	03:54	00:34	0-2	-2	0	0	0	0	0.0000
2- Turner D/4- Anderson C/10- Fontenet II J/11- Pohto K/30- Swenson S/	2	03:54	2	02:16	01:38	4-3	1	2	0	0	0	1.4493
00- Keat Tong K/2- Turner D/4- Anderson C/10- Fontenet II J/30- Swenson S/	2	02:16	2	01:47	00:29	0-0	0	1	0	0	0	0.0000
2- Turner D/4- Anderson C/10- Fontenet II J/11- Pohto K/30- Swenson S/	2	01:47	2	01:08	00:39	3-2	1	0	0	0	0	2.2727
2- Turner D/3- Mitchell C/10- Fontenet II J/11- Pohto K/30- Swenson S/	2	01:08	2	00:31	00:36	3-0	3	0	1	0	1	2.0833
2- Turner D/4- Anderson C/10- Fontenet II J/11- Pohto K/30- Swenson S/	2	00:31	2	00:20	00:11	0-2	-2	1	0	0	0	0.0000
2- Turner D/4- Anderson C/9- Murrell M/10- Fontenet II J/30- Swenson S/	2	00:20	2	00:15	00:04	1-0	1	1	0	0	0	2.2727
2- Turner D/3- Mitchell C/4- Anderson C/9- Murrell M/10- Fontenet II J/	2	00:15	2	00:14	00:01	1-1	0	0	0	0	0	2.2727
2- Turner D/4- Anderson C/9- Murrell M/10- Fontenet II J/30- Swenson S/	2	00:14	2	00:00	00:14	5-3	2	0	0	0	0	2.5000



**Officials:** Matt Rafferty, Michael Kashirsky, Kristyne Esparza

**UTEP**

Lineup	Time	Score	Score Diff	Pts/Min	Reb	Stl	Tov	Ass	PPP
4- Camper Jr. C/ 5- Terrell Jr. D/ 13- Barnes D/ 23- Frazier III O/ 34- Kalu K/	11:39	22-13	9	1.8884	6	3	2	4	1.1134
4- Camper Jr. C/ 12- Bynum A/ 13- Barnes D/ 23- Frazier III O/ 34- Kalu K/	05:44	21-14	7	3.6607	7	2	1	4	1.5533
4- Camper Jr. C/ 12- Bynum A/ 13- Barnes D/ 23- Frazier III O/ 33- Jones E/	04:13	3-10	-7	0.7115	2	0	2	0	0.4658
11- Horton T/ 13- Barnes D/ 23- Frazier III O/ 32- Hamilton D/ 33- Jones E/	02:36	2-5	-3	0.7692	1	0	0	0	0.5000
4- Camper Jr. C/ 5- Terrell Jr. D/ 12- Bynum A/ 23- Frazier III O/ 32- Hamilton D/	02:26	7-3	4	2.8767	1	1	1	2	1.7500
4- Camper Jr. C/ 11- Horton T/ 13- Barnes D/ 23- Frazier III O/ 34- Kalu K/	02:01	5-4	1	2.4793	1	1	0	0	1.4535
4- Camper Jr. C/ 5- Terrell Jr. D/ 13- Barnes D/ 23- Frazier III O/ 33- Jones E/	01:50	3-5	-2	1.6364	1	0	0	1	1.0000
4- Camper Jr. C/ 5- Terrell Jr. D/ 11- Horton T/ 23- Frazier III O/ 34- Kalu K/	01:22	0-3	-3	0.0000	0	0	0	0	0.0000
4- Camper Jr. C/ 5- Terrell Jr. D/ 13- Barnes D/ 23- Frazier III O/ 32- Hamilton D/	01:18	2-3	-1	1.5385	0	0	0	1	2.0000
5- Terrell Jr. D/ 12- Bynum A/ 13- Barnes D/ 23- Frazier III O/ 33- Jones E/	01:13	3-2	1	2.4658	1	0	0	1	1.2295
4- Camper Jr. C/ 5- Terrell Jr. D/ 11- Horton T/ 12- Bynum A/ 34- Kalu K/	01:07	2-1	1	1.7910	1	1	1	0	1.0000
5- Terrell Jr. D/ 12- Bynum A/ 13- Barnes D/ 23- Frazier III O/ 34- Kalu K/	01:02	2-4	-2	1.9355	0	0	0	0	2.0000
4- Camper Jr. C/ 5- Terrell Jr. D/ 13- Barnes D/ 33- Jones E/ 34- Kalu K/	00:46	2-0	2	2.6087	1	0	0	0	2.0000
4- Camper Jr. C/ 5- Terrell Jr. D/ 13- Barnes D/ 32- Hamilton D/ 33- Jones E/	00:41	0-2	-2	0.0000	0	0	0	0	0.0000
4- Camper Jr. C/ 11- Horton T/ 12- Bynum A/ 13- Barnes D/ 34- Kalu K/	00:33	4-1	3	7.2727	0	0	0	1	2.1277
4- Camper Jr. C/ 12- Bynum A/ 13- Barnes D/ 32- Hamilton D/ 33- Jones E/	00:32	0-1	-1	0.0000	0	1	1	0	0.0000
4- Camper Jr. C/ 11- Horton T/ 12- Bynum A/ 13- Barnes D/ 23- Frazier III O/	00:29	0-2	-2	0.0000	0	0	0	0	0.0000
4- Camper Jr. C/ 5- Terrell Jr. D/ 11- Horton T/ 13- Barnes D/ 33- Jones E/	00:23	0-0	0	0.0000	0	0	0	0	0.0000
3- Hebb B/ 4- Camper Jr. C/ 12- Bynum A/ 13- Barnes D/ 23- Frazier III O/	00:04	1-3	-2	12.5000	0	0	0	0	2.2727
5- Terrell Jr. D/ 11- Horton T/ 23- Frazier III O/ 32- Hamilton D/ 33- Jones E/	00:00	0-0	0	NaN	0	0	0	0	0.0000
4- Camper Jr. C/ 12- Bynum A/ 13- Barnes D/ 23- Frazier III O/ 32- Hamilton D/	00:00	0-0	0	NaN	0	0	0	0	0.0000



**Officials:** Matt Rafferty, Michael Kashirsky, Kristyne Esparza

**UC Santa Barbara**

Lineup	Time	Score	Score Diff	Pts/Min	Reb	Stl	Tov	Ass	PPP
4- Anderson C/ 7- Smith C/ 10- Fontenet II J/ 11- Pohto K/ 30- Swenson S/	12:04	17-23	-6	1.4088	11	0	6	5	1.0705
2- Turner D/ 9- Murrell M/ 10- Fontenet II J/ 11- Pohto K/ 30- Swenson S/	05:42	9-17	-8	1.5789	4	0	3	1	0.8272
2- Turner D/ 4- Anderson C/ 10- Fontenet II J/ 11- Pohto K/ 30- Swenson S/	04:55	14-9	5	2.8417	6	0	1	2	1.5625
4- Anderson C/ 9- Murrell M/ 10- Fontenet II J/ 11- Pohto K/ 30- Swenson S/	02:56	4-3	1	1.3636	4	1	1	2	0.8000
00- Keat Tong K/ 2- Turner D/ 9- Murrell M/ 10- Fontenet II J/ 30- Swenson S/	02:30	6-3	3	2.4000	3	0	0	0	1.5464
00- Keat Tong K/ 2- Turner D/ 4- Anderson C/ 9- Murrell M/ 30- Swenson S/	02:26	3-7	-4	1.2329	0	1	3	1	0.6000
2- Turner D/ 4- Anderson C/ 9- Murrell M/ 10- Fontenet II J/ 11- Pohto K/	02:14	4-4	0	1.7910	1	0	1	1	1.0000
2- Turner D/ 7- Smith C/ 9- Murrell M/ 10- Fontenet II J/ 30- Swenson S/	01:22	2-3	-1	1.4634	1	1	0	0	1.0000
2- Turner D/ 7- Smith C/ 10- Fontenet II J/ 11- Pohto K/ 30- Swenson S/	01:01	3-0	3	2.9508	2	0	0	1	2.0833
4- Anderson C/ 7- Smith C/ 9- Murrell M/ 10- Fontenet II J/ 30- Swenson S/	00:47	2-1	1	2.5532	1	0	0	0	2.2727
2- Turner D/ 3- Mitchell C/ 10- Fontenet II J/ 11- Pohto K/ 30- Swenson S/	00:36	3-0	3	4.9861	0	1	0	1	2.0833
2- Turner D/ 4- Anderson C/ 9- Murrell M/ 11- Pohto K/ 30- Swenson S/	00:34	0-2	-2	0.0000	0	0	0	0	0.0000
2- Turner D/ 4- Anderson C/ 7- Smith C/ 11- Pohto K/ 30- Swenson S/	00:32	1-0	1	1.8750	0	0	1	0	0.6944
00- Keat Tong K/ 2- Turner D/ 4- Anderson C/ 10- Fontenet II J/ 30- Swenson S/	00:29	0-0	0	0.0000	1	0	0	0	0.0000
00- Keat Tong K/ 2- Turner D/ 4- Anderson C/ 9- Murrell M/ 10- Fontenet II J/	00:25	0-3	-3	0.0000	2	0	0	0	0.0000
2- Turner D/ 9- Murrell M/ 10- Fontenet II J/ 12- Kipruto E/ 30- Swenson S/	00:23	0-0	0	0.0000	1	0	0	0	0.0000
00- Keat Tong K/ 2- Turner D/ 4- Anderson C/ 7- Smith C/ 30- Swenson S/	00:23	0-0	0	0.0000	1	0	0	0	0.0000
2- Turner D/ 4- Anderson C/ 7- Smith C/ 10- Fontenet II J/ 11- Pohto K/	00:20	0-0	0	0.0000	0	0	0	0	0.0000
2- Turner D/ 4- Anderson C/ 9- Murrell M/ 10- Fontenet II J/ 30- Swenson S/	00:19	6-3	3	18.6528	1	0	0	0	2.4590
2- Turner D/ 3- Mitchell C/ 4- Anderson C/ 9- Murrell M/ 10- Fontenet II J/	00:01	1-1	0	60.0000	0	0	0	0	2.2727
2- Turner D/ 4- Anderson C/ 9- Murrell M/ 12- Kipruto E/ 30- Swenson S/	00:00	0-0	0	NaN	0	0	0	0	0.0000
00- Keat Tong K/ 2- Turner D/ 4- Anderson C/ 7- Smith C/ 10- Fontenet II J/	00:00	1-0	1	∞	0	0	0	0	2.2727