



UTEP MINERS FOOTBALL '24

FEARLESS. FAST. PHYSICAL

UTEP vs. Middle Tennessee | 1:30 p.m. MT | Saturday, Nov. 2 | Sun Bowl Stadium (45,971) | El Paso, Texas

GAME 9 vs. MTSU // FUTURE MINER DAY Game Sponsor: GECU

TUNE IN

TV: CBSSN @CBS SPORTS NETWORK
Alex Del Barrio (PxP)
Adam Breneman (Analyst)

RADIO: 600 AM 600 (AM) ESPN EL PASO
Jon Teicher (PxP)
Cole Freytag (Analyst)
Mando Medina (Sideline)

COACHING STAFF

Scotty Walden, Head Coach
Jake Brown, Offensive Coord./Outside WRs
J.J. Clark, Defensive Coord./Linebackers
Joe Papalardo, Wefense Coord./Miner Backs*
Ryan Stanchek, Co-Off. Coord./OL
Aaron Foster, CBS/Def. Pass Game Coord.
Chris Jones, DL/Def. Run Game Coord.
Seth McDonald, Bandits/Co-Wefense Coord.
Jourdan McNeill, RBs/Off. Run Game Coord.
Jajuan Dulaney, Tight Ends*
Kelvin Sigler, Co-Defensive Coord./Safeties*
Kyle Beyer, Lead Def. Analyst/Assistant LBs*
John Cotton, Lead Off. Analyst/Wefense Asst.
** Indicates in the booth*

TABLE OF CONTENTS

Media Information	2
Rosters	3-4
Depth Chart	5
Game Notes	6-10
Head Coach Scotty Walden	11-12
2024 Statistics	13-16
2024 Start Chart	17
Game-by-Game Stats	18-20
Single-Game Career Highs	21
Game Recaps	23

THE VENUE

Stadium: Sun Bowl Stadium
Capacity: 45,971
Surface: FieldTurf FTTHD-57 With Coolplay

ATHLETIC COMMUNICATIONS

Drew Bonney (Primary)
Assistant AD/Communications
O: 915.747.7447
C: 915.309.4478
Email: arbonney@utep.edu

Mark Brunner (Secondary)
Associate Director/Communications
Email: mbrunner@utep.edu



CUSA VS.



UTEP Miners (1-7, 1-4 Conference USA)

Head Coach: Scotty Walden (Sul Ross State, 2012)
Career Record: 35-27 (7th season)
Record at UTEP: 1-7 (1st season)
Home: 1-2 | **Road:** 0-5 | **Neutral:** 0-0 | **Streak:** L1

Middle Tennessee Blue Raiders (2-6, 1-3 Conference USA)

Head Coach: Derek Mason (Northern Arizona, 1993)
Career Record: 29-61 (8th season)
Record at MT: 2-6 (1st season)
Home: 2-2 | **Road:** 0-4 | **Neutral:** 0-0 | **Streak:** L1

MINERS AT A GLANCE

MINERS AND BULLDOGS LOCKUP FOR A TUESDAY NIGHT BATTLE ON CBS SPORTS NETWORK

Saturday games return as UTEP will host Conference USA foe Middle Tennessee. The Miners and Blue Raiders are set to kickoff at 1:30 p.m. in Sun Bowl Stadium on Nov. 2. Saturday's contest is the first of back-to-back home games for the Miners. Saturday's promotion is Future Miner Day with proud partner GECU as the game sponsor. The 2004 UTEP football team that finished with eight wins and earned a Houston Bowl berth will be honored at the game.

» STUFFING THE RUN

UTEP allowed seven yards rushing at LA Tech, ranked tied for the seventh-lowest allowed in school history.

» UTEP RUN D THE LAST TWO GAMES

The Miners have yielded only 92 yards (46.0 ypg) on the ground in the last two games (85 vs. FIU and seven at LA Tech).

» SCORING DEFENSE THE LAST TWO CUSA GAMES

The UTEP defense has only allowed 35 points in the last two contests (17.5 avg.).

» SACK ATTACK

UTEP leads CUSA in sacks (21), sacks per game (2.6), and sack yards (116). Miners rank t-25th in FBS in sacks per game.

» TACKLING BEHIND THE LINE OF SCRIMMAGE

UTEP leads CUSA in TFLs (56), TFLs per game (7.0) and TFL yards (202).

» 2 IN A ROW FOR JJ

RB **Jevon Jackson** has hit the century mark in rushing in back-to-back games (119 at LA Tech, 148 vs. FIU).

» 3 STRAIGHT 100-YARD EFFORTS

UTEP has had three consecutive 100-yard rushing performances for the first time since the 2014 season.

» QUICK CUSA RANKINS

Odom leads yards per catch (21.5); **K. Thomas** ranks 2nd receptions (43); **Westmoreland** ranks t-2nd sacks (4.5).

SERIES BREAKDOWN

SERIES INFORMATION

Overall: MT leads 5-1
in El Paso: MT leads 2-1
in Murfreesboro: MT leads 3-0
Neutral: -
Postseason: -
Most UTEP Points: 32 (MT, 48-32, 2018)
Most MT Points: 48, 2x (last MT, 48-32, 2018)
Most Combined PTS: 80 (MT, 48-32, 2018)
Biggest UTEP Win: 3 (24-21, 2104)
Biggest MT Win: 31 (48-17, 2013)
First Meeting: MT won 48-17 in Murfreesboro (11.30.13)
Last Meeting: MT won 34-30 in Murfreesboro (11.28.23)
Streak: MT, W4

CUSA STANDINGS

TEAM	CUSA	OVERALL	PF	PA
WKU	4-0	6-2	232	171
Jax State	4-0	5-3	309	226
Sam Houston	4-1	7-2	224	184
Liberty	3-2	5-2	210	164
FIU	2-3	3-6	224	224
LA Tech	2-3	3-5	170	160
Middle Tennessee	1-3	2-6	135	290
Kennesaw State	1-3	1-7	119	249
NM State	1-4	2-6	157	293
UTEP	1-4	1-7	136	242

2024 SCHEDULE & RESULTS



@Nebraska
Aug. 31
Lincoln, Neb.
FOX
L, 40-7



Southern Utah
Sept. 7
El Paso, Texas
ESPN+
L, 27-24 (OT)



@Liberty*
Sept. 14
Lynchburg, Va.
ESPN+
L, 28-10



@Colorado State
Sept. 21
Fort Collins, Colo.
truTV/Max
L, 27-17



Sam Houston*
Oct. 3
El Paso, Texas
CBSSN
L, 41-21



@WKU*
Oct. 10
Bowling Green, Ky.
ESPN
L, 44-17



FIU*
Oct. 16
El Paso, Texas
CBSSN
W, 30-21



@LA Tech*
Oct. 22
Ruston, La.
CBSSN
L, 14-10



Middle Tennessee*
Nov. 2
El Paso, Texas
CBSSN
1:30 PM MT



Kennesaw State*
Nov. 9
El Paso, Texas
ESPN+
2:00 PM MT



@Tennessee
Nov. 23
Knoxville, Tenn.
SEC+
11:00 AM MT



@NM State*
Nov. 30
Las Cruces, N.M.
ESPN+
2:00 PM MT

UTEP FOOTBALL WEEKLY SCHEDULE

28 MON	29 TUE	30 WED	31 THU	1 FRI	2 SAT	3 SUN
Coach Walden Press Conference 1:00 p.m. MT LKD Downstairs	Practice (Sun Bowl) 9 a.m. Sun Bowl (Players & Coach availability follow- ing practice)	Practice (Sun Bowl) 9 a.m. Sun Bowl (Players & Coach availability follow- ing practice)	No Availability Happy Halloween 🎃👻🍷	No Availability	GAME DAY UTEP vs MTSU 1:30 PM MDT Sun Bowl Stadium POSTGAME Coach Walden and student-athletes will be available following the conclusion of the game.	No Availability

MONDAY PRESS CONFERENCES

Head coach Scotty Walden will meet with the media at 1:00 p.m. MT every Monday prior to a game in the Hall of Champions at the Larry K. Durham Center. **Audio and a short transcription from the press conference will be emailed out to media on Monday afternoons.**

PRACTICE COVERAGE

In addition to Monday's press conference, UTEP student-athletes and coaches are available for interviews following practice on Tuesday, Wednesday and Thursday of game week. All interview requests must be directed to the UTEP Athletic Communications Office at least 24 hours in advance. **Please send all requests via email to arbonney@utep.edu.**

COACH/PLAYER AVAILABILITY

Members of the UTEP coaching staff are available during the designated days and times throughout the year. Select players are also available during the designated days and times.

SOCIAL MEDIA

UTEP fans can access the most in-depth information regarding all the University's programs through social media opportunities available online.

X - Members of the UTEP Athletic Communications department will be posting throughout the year with the latest news and in-game score updates. To follow them, simply find them on Twitter.

@UTEPFB - Direct reports from football practices, games and more.

MEDIA INFORMATION

COLLEGEPRESSBOX.COM

Collegepressbox is the official media website for Division I football. Access and download game notes, quotes, statistics, media guides, headshots, logos and more for all FBS schools, conferences, postseason games, awards and the College Football Playoff. For access, please register for an account at collegepressbox.com/register.

DAILY MEDIA AVAILABILITY

The following is a general weekly schedule of media availability for the UTEP football team. Members of the media are expected to adhere to these policies at all times. All interview requests should be made to UTEP Assistant Athletic Director/Communications Drew Bonney at least 24 hours in advance. All media availability times are subject to change. Please contact Drew Bonney for any changes in the schedule.

Monday: UTEP's weekly press conference starts with statements from head coach Scotty Walden beginning at approximately 1:00 p.m. MT on Mondays.

Tuesday-Wednesday: Practice will be held from 8:50-10:50 a.m. Coaches and players are available following the conclusion of practice.

Thursday-Friday: No availability.

Saturday: Postgame availability only. Head coach Scotty Walden and select student-athletes will be available for interviews following the conclusion of the game. The UTEP locker room, home or away, is **CLOSED** to the media at all times.

For games in El Paso, all UTEP postgame press conferences will be held after each game following a 10-minute cooling off period. No in-person interviews will be allowed on the field with players and/or coaches immediately following games. Coach Walden and select players will be available in the press conference following games.

CONFERENCE USA FOOTBALL COACHES' TRANSCRIPTS

Conference USA schools will submit transcripts of weekly press conferences each week to CollegePressBox.com.

INTERVIEW REQUESTS

All interview requests must be made at least 24 hours in advance and must be submitted to Drew Bonney at arbonney@utep.edu.

ALPHABETICAL ROSTER

NO.	NAME	POS	HT	WT	CL/EXP	HOMETOWN/PREVIOUS SCHOOL	NO.	NAME	POS	HT	WT	CL/EXP	HOMETOWN/PREVIOUS SCHOOL
22	Allen, Josiah	Spur	5-10	179	Sr./2L	Elk Grove, Calif./Sacramento City College	70	Matamoros, Luka	OL	6-5	275	Fr./HS	Pflugerville, Texas/Hendrickson HS
56	Aranda, Luis Carlos	OL	6-1	300	R-So./0L	El Paso, Texas/Franklin HS	55	McCarter, Allan	OL	6-4	270	Fr./HS	Manvel, Texas/Manvel HS
31	Baldwin, Elijah	DL	6-7	230	Fr./HS	San Antonio, Texas/John Jay HS	11	McConnell, Cade	QB	6-1	195	R-Jr./1L	Long Beach, Calif./Cerritos College
77	Barton, AJ	OL	6-5	280	R-Fr./RS	Garland, Texas/Lakeview Centennial HS	72	McDuffie III, Tyrone D.	OL	6-4	315	R-Fr./RS	El Paso, Texas/Parkland HS
63	Beltran, Rolando	OL	6-3	305	R-So./RS	El Paso, Texas/Eastlake HS/NMHU	27	McWhorter, Miles	WR	5-8	165	R-So./TR	El Paso, Texas/Franklin HS/NM State
40	Bibler, Chase	DL	6-4	270	Sr./1L	Fresno, Calif./Fresno City College	23	Meadows, Trace	LB	6-0	210	Fr./HS	College Station, Texas/A&M Consolidated
97	Bowman, Joe	K	6-0	185	R-Jr./TR	Carlsbad, Calif./SEMO	11	Moore, Oscar	S	6-1	208	Sr./1L	Fort Worth, Texas/Kilgore College
14	Boyd-Matthews, Amier	CB	6-1	180	R-So./1L	Tempe, Ariz./Mountain Pointe HS	12	Muhammad, A'tiq	CB	6-2	195	R-So./1L	Rockford, Ill./Guilford HS
29	Brown-Turner, Dylan	LB	6-1	210	R-Fr./TR	Dallas, Texas/Florida State	0	Nickelberry, Ashton	WR	5-10	181	R-Jr./TR	Brandon, Miss./Austin Peay
18	Burris III, John	CB	6-0	180	R-Jr./1L	Mesquite, Texas/Mesquite Horn HS	6	Odom, Kenny	WR	5-8	163	R-So./TR	Savannah, Ga./Austin Peay
75	Camacho Jr., Juan	OL	6-6	285	R-Jr./1L	El Paso, Texas/Bowie HS	1	Odums, AJ	CB	5-11	175	Sr./1L	Houston, Texas/New Mexico
18	Campbell, Rafeald	WR	5-11	175	Fr./HS	Arlington, Texas/Arlington Bowie HS	81	Phipps, Xavier	WR	6-5	205	Fr./HS	Houston, Texas/Dekaney HS
76	Carter, CK	OL	6-6	290	R-Jr./TR	Atlanta, Ga./Georgia Southern	19	Pickles, JP	QB	6-1	200	Fr./HS	Tallahassee, Fla./North Florida Christian HS
6	Chapman, Kory	Spur	5-10	190	Sr./TR	Hoover, Ala./Hoover HS/Austin Peay	59	Pitts III, Otis	OL	6-3	330	R-Sr./2L	Grand Prairie, Texas/Cisco College
90	Coker, Ashton	DT	6-2	290	Fr./HS	Katy, Texas/Katy Taylor HS	83	Pruitt, Kai	WR	6-0	180	Fr./HS	Colleyville, Texas/Colleyville Heritage HS
87	Collins, Martavious	TE	6-4	258	Fr./HS	Rome, Ga./South Pittsburg HS	10	Rapolla, Hunter	DL	6-3	251	Sr./TR	Temecula, Calif./New Mexico
27	Content, Justin	CB	6-1	185	Fr./HS	Hoschton, Ga./Mill Creek HS	46	Ray, Christian	DL	6-4	250	Jr./TR	Manteca, Calif./Modesto JC
23	Davis Jr., Wondame	WR	6-1	180	Fr./HS	Ennis, Texas/Ennis HS	8	Ray Jr., Michael	S	6-2	200	Jr./TR	Houston, Texas/Tyler JC
38	Diaz, Valentino	Bandit	6-2	245	R-So./RS	Boca Raton, Fla./Boca Raton HS	44	Rayam, Jalen	LB	6-0	225	Gr./TR	Alabaster, Ala./Middle Tennessee
33	Duhon, Kyran	DL	6-2	250	Fr./HS	Houston, Texas/Summer Creek HS	62	Riggs, Jake	OL	6-3	295	Fr./HS	Murfreesboro, Tenn./Oakland HS
5	Dunson, Tray	LB	6-2	221	Sr./TR	Franklin, Ga./Gardner-Webb	14	Rodriguez, Zach	QB	6-3	195	R-Jr./0L	El Paso, Texas/El Paso HS
28	Dye, Joshua	RB	5-11	202	R-Fr./RS	Gilbert, Ariz./Williams Field HS	26	Russell, Lantz	S	6-3	210	R-Jr./RS	Riverside, Calif./Mt. SAC
25	Dye, Josiah	S	6-1	185	R-Fr./HS	Gilbert, Ariz./Williams Field HS	24	Schuchts, Josh	WR	6-3	210	Fr./HS	Tallahassee, Fla./North Florida Christian HS
30	Dyman, Nate	LB	6-2	230	R-Jr./RS	Missouri City, Texas/Blinn College	38	Scruggs, Evan	K	6-1	170	Fr./HS	Orlando, Fla./Bishop Moore HS
25	Emory, Ashton	RB	5-11	195	Fr./HS	Dallas, Texas/Rockwall HS	88	Seib, Luke	WR	6-4	210	R-So./1L	Blue Springs, Mo./Blue Springs South HS
53	Escobar, Ivan	OL	6-2	305	R-Jr./1L	El Paso, Texas/NM State	9	Shelton, Jaylon	CB	6-2	190	R-Jr./TR	New London, Texas/Austin State
35	Essih, Zachary	TE	5-8	213	R-So./1L	Arlington, Texas/Mansfield Timberview HS	21	Shufelt, Stratton	LB	6-2	230	Fr./HS	Rio Rancho, N.M./Cleveland HS
17	Ezinwa, Judah	TE	6-3	240	R-So./RS	Fontana, Calif./Mt. SAC	50	Smith, Brennan	OL	6-3	305	R-Jr./TR	Pensacola, Fla./Austin Peay
36	Flabiano, Buzz	K/P	6-0	175	R-So./0L	Plano East, Texas/Plano East HS	3	Smith, Jaden	WR	5-10	195	Sr./TR	Atlanta, Ga./Eastern Kentucky
86	Flores, Lucas	WR	6-2	184	R-Jr./0L	El Paso, Texas/Ysleta HS	7	Smith, Shay	QB	6-2	215	Fr./HS	El Paso, Texas/Franklin HS
43	Garcia, Edgar	Bandit	6-1	215	Fr./HS	El Paso, Texas/El Paso HS	2	Smith, Xavier	S	6-0	195	R-So./TR	Atlanta, Ga./Austin Peay
2	Gardere, Javoni	WR	6-0	195	R-So./RS	Dublin, Calif./Diablo Valley College	16	Southern, Michael	QB	6-1	195	Fr./HS	El Paso, Texas/Austin Peay
1	Goodman, Trey	WR	5-11	175	Sr./TR	Atlanta, Ga./Austin Peay	48	Szczesniak, Alex	LB	6-2	220	So./TR	Orland Park, Ill./Iowa Western
32	Goree, Devin	DE	6-3	265	Sr./TR	Denton, Texas/Missouri State	50	Tafuna, Tevita	NT	6-1	277	R-Sr./2L	East Palo Alto, Calif./College of San Mateo
16	Green, Yessiman	CB	6-2	180	Sr./TR	Mobile, Ala./Jax State	36	Taylor, Ekow	Bandit	6-5	220	Fr./HS	Keller, Texas/Fossil Ridge HS
24	Guerrero, Jaime	S	6-1	185	R-So./0L	El Paso, Texas/Eastlake HS	21	Taylor, Marquez	RB	5-11	171	R-Fr./TR	McKenzie, Tenn./Austin Peay
42	Hall, Jake	LB	6-2	230	Sr./1L	San Juan Capistrano, Calif./Orange Coast Coll.	35	Taylor-Barrocks, Kofi	Bandit	6-3	230	R-Fr./TR	London, England/Colorado
39	Hancock, Josh	LS	5-9	185	R-Jr./1L	Corpus Christi, Texas/Coastal Christian Homeschool	37	Tejada, Angelo	LS	5-11	240	Sr./4L	San Antonio, Texas/Converse Judson HS
20	Harrelson, Cam	S	6-0	165	Fr./HS	El Paso, Texas/Montwood HS	5	Thomas, Kam	MB	5-7	184	R-Jr./TR	Birmingham, Ala./Austin Peay
26	Harris, Caden	WR	5-10	170	R-Fr./RS	Round Rock, Texas/Stony Point HS	45	Thomas, Victor	LB	6-1	220	Fr./HS	Katy, Texas/Katy Paetow HS
74	Henry, Azizi	OL	6-4	310	R-Jr./1L	Wylie, Texas/Wylie HS	15	Thompson, Bryton	DE	6-1	250	R-Sr./1L	Houston, Texas/Blinn College
20	Herring, Cam	CB	6-1	165	Fr./HS	Memphis, Tenn./Collierville HS	58	Toney, Jaquan	OL	6-4	285	R-Jr./RS	Huntsville, Ala./NE Mississippi CC
41	Hopkins, Dorian	LB	6-0	226	Gr./TR	Memphis, Tenn./Tulsa	3	Tonga'uiaha, Sione	NT	6-0	295	Sr./4L	Tempe, Ariz./Tempe HS
19	Hullaby, Landon	S	6-0	205	R-So./TR	Mansfield, Texas/Texas Tech	80	Torres, Marcus	WR	5-10	175	Fr./HS	El Paso, Texas/Pebble Hills HS
10	Hurley, Kevin	WR	6-3	233	R-Sr./1L	Walnut, Miss./NE Mississippi CC	79	Utley, Jake	OL	6-6	315	R-Fr./RS	College Station, Texas/College Station HS
60	Immediato, Joseph	OL	6-4	318	R-Jr./2L	El Paso, Texas/Eastwood HS	98	Va'a, Logologo	DT	6-3	305	R-So./1L	Santa Barbara, Calif./Bishop Garcia HS
29	Jacklin, Adam	P	5-11	195	R-Fr./TR	Melbourne, Australia/North Texas	82	Vinson, Marcus	TE	6-4	255	Jr./1L	Duncanville, Texas/Kilgore College
4	Jackson, Jevon	RB	5-8	205	R-Jr./TR	Decatur, Ala./Austin Peay	92	Warren, Quinzavious	NT	6-2	315	R-Jr./TR	Canton, Miss./Jax State
93	Jaquez, Rafael	DL	6-2	270	Fr./HS	El Paso, Texas/Pebble Hills HS	30	Webb, Aiden	K	6-2	175	Fr./HS	Dallas, Texas/Woodrow Wilson HS
7	Johnson, KD	DL	6-1	275	Sr./1L	Houston, Texas/Kilgore College	0	Westmoreland, Maurice	Bandit	6-2	250	Sr./2L	Houston, Texas/Kilgore College
34	Johnson, Xavier	RB	5-11	205	R-Fr./RS	El Paso, Texas/Hanks HS	8	White, Emari	WR	6-0	185	R-Jr./1L	Antelope, Calif./Center/Sierra College
22	Jolly, Ezell	RB	6-1	175	R-Fr./RS	Missouri City, Texas/Ridge Point HS	52	Whitehead, RJ	OL	6-5	300	Jr./TR	Lambert, Miss./Tulane
28	Jones, Brandon	LB	5-11	180	Fr./HS	Dallas, Texas/South Oak Cliff HS	4	Williams, Dillion	Spur	5-11	188	R-Jr./TR	Nacogdoches, Texas/North Texas
17	Jones, Jaylin	Bandit	6-5	225	Fr./HS	Beaumont, Texas/West Brook HS	15	Wren, Corey	MB	5-10	195	Sr./TR	New Orleans, La./TCU
69	Lightfoot, Joey	NT	6-4	300	R-Fr./RS	College Station, Texas/A&M Consolidated	65	Wright, Isaiah	OL	6-3	305	Sr./TR	Columbia, S.C./Austin Peay
9	Locklear, Skyler	QB	5-11	195	R-So./TR	Clayton, N.C./Austin Peay	57	Wydra, Craig	OL	6-4	305	Fr./HS	El Paso, Texas/Andress HS
43	Lopez, Julian	TE	6-1	246	R-Sr./2L	El Paso, Texas/Chapin HS							

COACHING STAFF

Scotty Walden – Head Coach (1st Season)

Jake Brown – Offensive Coordinator/Outside WRs
 JJ. Clark – Defensive Coordinator/LBs
 Ryan Stancheck – Co-Offensive Coordinator/OL
 Aaron Foster – Cornerbacks/Defensive Pass Game Coordinator
 Chris Jones – Defensive Line/Defensive Run Game Coordinator
 Seth McDonald – Bandits/Co-Wefense Coor./Def. Recruiting Coor.
 Jourdan McNeill – Running Backs/Offensive Run Game Coor.
 Joe Pappalardo – Wefense Coor./Miner Backs/Inside WR/Pass Game Coor.
 Jajuan Dulaney – Tight Ends/Offensive Recruiting Coor.
 Kelvin Sigler – Co-Defensive Coor./Safeties
 Kyle Beyer – Lead Defensive Analyst/Assistant LBs
 John Cotton – Lead Offensive Analyst/Wefense Assistant
 Nate Mullen – Offensive Quality Control-Wide Receivers
 Miguel Avina – Graduate Assistant (QBs)
 Kade Glenn – Graduate Assistant (DBs)
 Jalen Spady – Graduate Assistant (OL)
 Addison Tucker – Graduate Assistant (DL)

PRONUNCIATIONS

LUIS Carlos ARANDA	Lou-ees CAR-los ARE-ran-duh	EKOW Taylor	ECHO
AMIER Boyd-Matthews	Ah-meer	KOFI Taylor-Barrocks	KO-FEE
Joe BOWMAN	BOWE-man	TEVITA TAFUNA	Tuh-VEE-tuh Tuh-Foo-nuh
RAFEALD Campbell	RAH-fay-eld	Angelo TEJADA	Tay-hah-duh
Justin CONTENT	CON-tent	SIONE TONGA-UIHA	See-on-ee Tonga-we-ha
WONDAME Davis Jr.	WAN-duh-me	LOGOLOGO VA'A	Logo-Logo Vah-AH
KYRAN Duhon	KY-ren	DILLION Williams	De-lee-on
JAVONI GARDERE	Ja-VONNY Gar-DEER	Craig WYDRA	WHY-druh
YESSMAN Green	YEZZ-men		
AZIZI Henry	Ah-zee-zee		
Landon HULLABY	Huh-LAH-bee		
Joseph IMMEDIATO	E-me-d-auto		
JEVON Jackson	JEH-von		
Luka MATAMOROS	MAH-tah-MORE-os		
A'TIQ Muhammad	Ah-Teek		
Hunter RAPOLLA	Ruh-Pole-luh		
Jalen RAYAM	Ray-UM		

NUMERICAL ROSTER

NO.	NAME	POS	HT	WT	CL/EXP	HOMETOWN/PREVIOUS SCHOOL	NO.	NAME	POS	HT	WT	CL/EXP	HOMETOWN/PREVIOUS SCHOOL
0	Nickelberry, Ashton	WR	5-10	181	R-Jr./TR	Brandon, Miss./Austin Peay	30	Webb, Aiden	K	6-2	175	Fr./HS	Dallas, Texas/Woodrow Wilson HS
0	Westmoreland, Maurice	Bandit	6-2	250	Sr./2L	Houston, Texas/Kilgore College	31	Baldwin, Elijah	DL	6-7	230	Fr./HS	San Antonio, Texas/John Jay HS
1	Goodman, Trey	WR	5-11	175	Sr./TR	Atlanta, Ga./Austin Peay	32	Goree, Devin	DE	6-3	265	Sr./TR	Denton, Texas/Missouri State
1	Odums, AJ	CB	5-11	175	Sr./1L	Houston, Texas/New Mexico	33	Duhon, Kyran	DL	6-2	250	Fr./HS	Houston, Texas/Summer Creek HS
2	Gardere, Javoni	WR	6-0	195	R-So./RS	Dublin, Calif./Diablo Valley College	34	Harrelson, Cam	S	6-0	165	Fr./HS	El Paso, Texas/Montwood HS
2	Smith, Xavier	S	6-0	195	R-So./TR	Atlanta, Ga./Austin Peay	34	Johnson, Xavier	RB	5-11	205	R-Fr./RS	El Paso, Texas/Hanks HS
3	Smith, Jaden	WR	5-10	195	Sr./TR	Atlanta, Ga./Eastern Kentucky	35	Essih, Zachary	TE	5-8	213	R-So./1L	Arlington, Texas/Mansfield Timberview HS
3	Tonga'uia, Sione	NT	6-0	305	Sr./4L	Tempe, Ariz./Tempe HS	35	Taylor-Barrocks, Kofi	Bandit	6-3	230	R-Fr./TR	London, England/Colorado
4	Jackson, Jevon	RB	5-8	205	R-Jr./TR	Decatur, Ala./Austin Peay	36	Flabiano, Buzz	K/P	6-0	175	R-So./1L	Plano East, Texas/Plano East HS
4	Williams, Dillion	Spur	5-11	188	R-Jr./TR	Nacogdoches, Texas/North Texas	36	Taylor, Ekow	Bandit	6-5	220	Fr./HS	Keller, Texas/Fossil Ridge HS
5	Dunson, Tray	LB	6-2	221	Sr./TR	Franklin, Ga./Gardner-Webb	37	Tejada, Angelo	LS	5-11	240	Sr./4L	San Antonio, Texas/Converse Judson HS
5	Thomas, Kam	MB	5-7	184	R-Jr./TR	Birmingham, Ala./Austin Peay	37	Diaz, Valentino	Bandit	6-2	245	R-So./RS	Boca Raton, Fla./Boca Raton HS
6	Chapman, Kory	Spur	5-10	190	Sr./TR	Hoover, Ala./Hoover HS/Austin Peay	38	Scruggs, Evan	K	6-1	170	Fr./HS	Orlando, Fla./Bishop Moore HS
6	Odum, Kenny	WR	5-8	163	R-So./TR	Savannah, Ga./Austin Peay	39	Hancock, Josh	LS	5-9	185	R-Jr./1L	Corpus Christi, Texas/Coastal Christian Homeschool
7	Johnson, KD	DL	6-1	275	Sr./1L	Houston, Texas/Kilgore College	40	Bibler, Chase	DL	6-4	270	Sr./1L	Fresno, Calif./Fresno City College
7	Smith, Shay	QB	6-2	215	Fr./HS	El Paso, Texas/Franklin HS	41	Hopkins, Dorian	LB	6-0	226	Gr./TR	Memphis, Tenn./Tulsa
8	Ray Jr., Michael	S	6-2	200	Jr./TR	Houston, Texas/Tyler JC	42	Hall, Jake	LB	6-2	230	Sr./1L	San Juan Capistrano, Calif./Orange Coast Coll.
8	White, Emari	WR	6-0	185	R-Jr./1L	Antelope, Calif./Center/Sierra College	43	Garcia, Edgar	Bandit	6-1	215	Fr./HS	El Paso, Texas/El Paso HS
9	Locklear, Skyler	QB	5-11	195	R-So./TR	Clayton, N.C./Austin Peay	43	Lopez, Julian	TE	6-1	246	R-Sr./2L	El Paso, Texas/Chapin HS
9	Shelton, Jaylon	CB	6-2	190	R-Jr./TR	New London, Texas/Texas State	44	Rayam, Jalen	LB	6-0	225	Gr./TR	Alabaster, Ala./Middle Tennessee
10	Hurley, Kevin	WR	6-3	233	R-Sr./1L	Walnut, Miss./NE Mississippi CC	45	Thomas, Victor	LB	6-1	220	Fr./HS	Katy, Texas/Katy Paetow HS
10	Rapolla, Hunter	DL	6-3	251	Sr./TR	Temecula, Calif./New Mexico	46	Ray, Christian	DL	6-4	250	Jr./TR	Manteca, Calif./Modesto JC
11	McConnell, Cade	QB	6-1	195	R-Jr./1L	Long Beach, Calif./Cerritos College	48	Szczesniak, Alex	LB	6-2	220	So./TR	Orland Park, Ill./Iowa Western
11	Moore, Oscar	S	6-1	208	Sr./1L	Fort Worth, Texas/Kilgore College	50	Smith, Brennan	OL	6-3	305	R-Jr./TR	Pensacola, Fla./Austin Peay
12	Muhammad, Atiq	CB	6-2	195	R-So./1L	Rockford, Ill./Guilford HS	50	Tafuna, Tevita	NT	6-1	285	R-Sr./2L	East Palo Alto, Calif./College of San Mateo
14	Boyd-Matthews, Amier	CB	6-1	180	R-So./1L	Tempe, Ariz./Mountain Pointe HS	52	Whitehead, RJ	OL	6-5	300	Jr./TR	Lambert, Miss./Tulane
14	Rodriguez, Zach	QB	6-3	195	R-Jr./OL	El Paso, Texas/El Paso HS	53	Escobar, Ivan	OL	6-2	305	R-Jr./1L	El Paso, Texas/NM State
15	Thompson, Bryton	DE	6-1	250	R-Sr./1L	Houston, Texas/Blinn College	55	McCarter, Allan	OL	6-4	270	Fr./HS	Manvel, Texas/Manvel HS
15	Wren, Corey	MB	5-10	195	R-So./TR	New Orleans, La./TCU	56	Aranda, Luis Carlos	OL	6-1	300	R-So./OL	El Paso, Texas/Franklin HS
16	Green, Yessman	CB	6-2	180	Sr./TR	Mobile, Ala./Jax State	57	Wydra, Craig	OL	6-4	305	Fr./HS	El Paso, Texas/Andress HS
16	Southern, Michael	QB	6-1	195	Fr./HS	El Paso, Texas/Montwood HS	58	Toney, Jaquan	OL	6-4	285	R-Jr./RS	Huntsville, Ala./NE Mississippi CC
17	Ezinwa, Judah	TE	6-3	240	R-So./RS	Fontana, Calif./Mt. SAC	59	Pitts III, Otis	OL	6-3	330	R-Sr./2L	Grand Prairie, Texas/Cisco College
17	Jones, Jaylin	Bandit	6-5	225	Fr./HS	Beaumont, Texas/West Brook HS	60	Immediato, Joseph	OL	6-4	318	R-Jr./2L	El Paso, Texas/Eastwood HS
18	Burris III, John	CB	6-0	180	R-Jr./1L	Mesquite, Texas/Mesquite Horn HS	62	Riggs, Jake	OL	6-3	295	Fr./HS	Murfreesboro, Tenn./Oakland HS
18	Campbell, Rafeald	WR	5-11	175	Fr./HS	Arlington, Texas/Arlington Bowie HS	63	Beltran, Rolando	OL	6-3	305	R-So./RS	El Paso, Texas/Eastlake HS/NMHU
19	Hullaby, Landon	S	6-0	205	R-So./TR	Mansfield, Texas/Texas Tech	65	Wright, Isaiah	OL	6-3	305	Sr./TR	Columbia, S.C./Austin Peay
19	Pickles, JP	QB	6-1	200	Fr./HS	Tallahassee, Fla./North Florida Christian HS	69	Lightfoot, Joey	NT	6-4	300	R-Fr./RS	College Station, Texas/A&M Consolidated
20	Herring, Cam	CB	6-1	165	Fr./HS	Memphis, Tenn./Collierville HS	70	Matamoros, Luka	OL	6-5	275	Fr./HS	Pflugerville, Texas/Hendrickson HS
21	Shufelt, Stratton	LB	6-2	230	Fr./HS	Rio Rancho, N.M./Cleveland HS	72	McDuffie III, Tyrone D.	OL	6-4	315	R-Fr./RS	El Paso, Texas/Parkland HS
21	Taylor, Marquez	RB	5-11	171	R-Fr./TR	McKenzie, Tenn./Austin Peay	74	Henry, Azizi	OL	6-4	310	R-Jr./1L	Wylie, Texas/Wylie HS
22	Allen, Josiah	Spur	5-10	179	Sr./2L	Elk Grove, Calif./Sacramento City College	75	Camacho Jr., Juan	OL	6-6	285	R-Jr./1L	El Paso, Texas/Bowie HS
22	Jolly, Ezell	RB	6-1	175	R-Fr./RS	Missouri City, Texas/Ridge Point HS	76	Carter, CK	OL	6-6	290	R-Jr./TR	Atlanta, Ga./Georgia Southern
23	Davis Jr., Wondame	WR	6-1	180	Fr./HS	Ennis, Texas/Ennis HS	77	Barton, AJ	OL	6-5	280	R-Fr./RS	Garland, Texas/Lakeview Centennial HS
23	Meadows, Trace	LB	6-0	210	Fr./HS	College Station, Texas/A&M Consolidated	79	Utley, Jake	OL	6-6	315	R-Fr./RS	College Station, Texas/College Station HS
24	Guerrero, Jaime	S	6-1	185	R-So./OL	El Paso, Texas/Eastlake HS	80	Torres, Marcus	WR	5-10	175	Fr./HS	El Paso, Texas/Pebble Hills HS
24	Schuchts, Josh	WR	6-3	210	Fr./HS	Tallahassee, Fla./North Florida Christian HS	81	Phipps, Xavier	WR	6-5	205	Fr./HS	Houston, Texas/Dekaney HS
25	Dye, Josiah	S	6-1	185	R-Fr./HS	Gilbert, Ariz./Williams Field HS	82	Vinson, Marcus	TE	6-4	255	Jr./1L	Duncanville, Texas/Kilgore College
25	Emory, Ashton	RB	5-11	195	Fr./HS	Dallas, Texas/Rockwall HS	83	Pruitt, Kai	WR	6-0	180	Fr./HS	Colleyville, Texas/Colleyville Heritage HS
26	Harris, Caden	WR	5-10	170	R-Fr./RS	Round Rock, Texas/Stony Point HS	86	Flores, Lucas	WR	6-2	184	R-Jr./OL	El Paso, Texas/Ysleta HS
26	Russell, Lantz	S	6-3	210	R-Jr./RS	Riverside, Calif./Mt. SAC	87	Collins, Martavious	TE	6-4	258	Fr./HS	Rome, Ga./South Pittsburg HS
27	Content, Justin	CB	6-1	185	Fr./HS	Hoschton, Ga./Mill Creek HS	88	Seib, Luke	WR	6-4	210	R-So./1L	Blue Springs, Mo./Blue Springs South HS
27	McWhorter, Miles	WR	5-8	165	R-So./TR	El Paso, Texas/Franklin HS/NM State	90	Coker, Ashton	DT	6-2	290	Fr./HS	Katy, Texas/Katy Taylor HS
28	Dye, Joshua	RB	5-11	202	R-Fr./RS	Gilbert, Ariz./Williams Field HS	92	Warren, Quinzavious	NT	6-2	315	R-Jr./TR	Canton, Miss./Jax State
28	Jones, Brandon	LB	5-11	180	Fr./HS	Dallas, Texas/South Oak Cliff HS	93	Jaquez, Rafael	DL	6-2	270	Fr./HS	El Paso, Texas/Pebble Hills HS
29	Brown-Turner, Dylan	LB	6-1	210	R-Fr./TR	Dallas, Texas/Florida State	97	Bobman, Joe	K	6-0	185	R-Jr./TR	Carlsbad, Calif./SEMO
29	Jacklin, Adam	P	5-11	195	R-Fr./TR	Melbourne, Australia/North Texas	98	Va'a, Logologo	DT	6-3	305	R-So./1L	Santa Barbara, Calif./Bishop Garcia HS
30	Dyman, Nate	LB	6-2	230	R-Jr./RS	Missouri City, Texas/Blinn College							

COACHING STAFF

Scotty Walden – Head Coach (1st Season)
 Jake Brown – Offensive Coordinator/Outside WRs
 JJ. Clark – Defensive Coordinator/LBs
 Ryan Stancheck – Co-Offensive Coordinator/OL
 Aaron Foster – Cornerbacks/Defensive Pass Game Coordinator
 Chris Jones – Defensive Line/Defensive Run Game Coordinator
 Seth McDonald – Bandits/Co-Wefense Coor./Def. Recruiting Coor.
 Jourdan McNeill – Running Backs/Offensive Run Game Coor.
 Joe Pappalardo – Wefense Coor./Miner Backs/Inside WR/Pass Game Coor.
 Jajuan Dulaney – Tight Ends/Offensive Recruiting Coor.
 Kelvin Sigler – Co-Defensive Coor./Safeties
 Kyle Beyer – Lead Defensive Analyst/Assistant LBs
 John Cotton – Lead Offensive Analyst/Wefense Assistant
 Nate Mullen – Offensive Quality Control-Wide Receivers
 Miguel Avina – Graduate Assistant (QBs)
 Kade Glenn – Graduate Assistant (DBs)
 Jalen Spady – Graduate Assistant (OL)
 Addison Tucker – Graduate Assistant (DL)

PRONUNCIATIONS

LUIS Carlos ARANDA	Lou-ees CAR-lös ARE-ran-duh	EKOW Taylor	ECHO
AMIER Boyd-Matthews	Ah-meer	KOFI Taylor-Barrocks	KO-FEE
Joe BOWMAN	BOWE-man	TEVITA TAFUNA	Tuh-VEE-tuh Tuh-Foo-nuh
RAFEALD Campbell	RAH-fay-eld	Angelo TEJADA	Tay-hah-duh
Justin CONTENT	CON-tent	SIONE TONGA-UIHA	See-on-ee Tonga-we-ha
WONDAME Davis Jr.	WAN-duh-me	LOGOLOGO VA'A	Logo-Logo Vah-AH
KYRAN Duhon	KY-ren	DILLION Williams	De-lee-on
JAVONI GARDERE	Ja-VONNY Gar-DEER	Craig WYDRA	WHY-druh
YESSMAN Green	YEZZ-men		
AZIZI Henry	Ah-zee-zee		
Landon HULLABY	Huh-LAH-bee		
Joseph IMMEDIATO	E-me-d-auto		
JEVON Jackson	JEH-von		
Luka MATAMOROS	MAH-tah-MORE-os		
ATIQU Muhammad	Ah-Teek		
Hunter RAPOLLA	Ruh-Pole-luh		
Jalen RAYAM	Ray-UM		

UTEP DEPTH CHART

GAME: 9 (vs. Middle Tennessee)

BLUE BLAZE OFFENSE

LT	65	Isaiah Wright	6-3	305	Sr.	TR	Columbia, S.C.	(Austin Peay)	7 Career Starts (8 app.)
	77	AJ Barton	6-5	280	R-Fr.	RS	Garland, Texas	(Lakeview Centennial HS)	0 Career Starts (0 app.)
LG	50	Brennan Smith	6-3	305	R-Jr.	TR	East Palo Alto, Calif.	(Austin Peay)	7 Career Starts (8 app.)
	72	Tyrone D. McDuffie III	6-4	315	R-Fr.	RS	El Paso, Texas	(Parkland HS)	1 Career Starts (2 app.)
C	53	Ivan Escobar	6-2	305	R-Jr.	1L	El Paso, Texas	(NM State)	8 Career Starts (19 app.)
	62	Jake Riggs	6-3	295	Fr.	HS	Murfreesboro, Tenn.	(Oakland HS)	0 Career Starts (0 app.)
RG	59	Otis Pitts III	6-3	330	R-Sr.	2L	Grand Prairie, Texas	(Cisco College)	10 Career Starts (27 app.)
	60	Joseph Immediato	6-4	318	R-Jr.	2L	El Paso, Texas	(Eastwood HS)	1 Career Starts (23 app.)
RT	74	Azizi Henry	6-4	310	R-Jr.	1L	Wylie, Texas	(Wylie HS)	6 Career Starts (16 app.)
	79	Jake Utley	6-6	315	R-Fr.	RS	College Station, Texas	(College Station HS)	0 Career Starts (3 app.)
TE	82	Marcus Vinson	6-4	255	Jr.	1L	Duncanville, Texas	(Kilgore College)	7 Career Starts (20 app.)
	17	Judah Ezinwa	6-3	240	R-So.	RS	Fontana, Calif.	(Mt. SAC)	1 Career Starts (10 app.)
WR^(X)	8	Emari White	6-0	185	R-Jr.	1L	Antelope, Calif.	(Sierra College)	2 Career Starts (19 app.)
	26	Caden Harris	5-10	170	R-Fr.	1L	Round Rock, Texas	(Stony Point HS)	0 Career Starts (3 app.)
WR^(S)	6	Kenny Odom	5-8	163	R-So.	TR	Savannah, Ga.	(Austin Peay)	6 Career Starts (8 app.)
	0	Ashton Nickelberry	5-10	181	R-Jr.	TR	Brandon, Miss.	(Austin Peay)	1 Career Starts (6 app.)
WR⁽²⁾	1	Trey Goodman	5-11	175	Sr.	TR	Atlanta, Ga.	(Austin Peay)	7 Career Starts (8 app.)
	2	Javoni Gardere	6-0	195	R-So.	RS	Dublin, Calif.	(Diablo Valley College)	0 Career Starts (10 app.)
MB^(T)	5	Kam Thomas	5-7	184	R-Jr.	TR	Birmingham, Ala.	(Austin Peay)	8 Career Starts (8 app.)
	15	Corey Wren	5-10	195	Sr.	TR	New Orleans, La.	(TCU)	0 Career Starts (6 app.)
RB	22	Ezell Jolly	6-1	175	R-Fr.	RS	Missouri City, Texas	(Ridge Point HS)	1 Career Starts (9 app.)
	4	Jevon Jackson	5-8	205	R-Jr.	TR	Decatur, Ala.	(Austin Peay)	5 Career Starts (8 app.)
QB	9	Skyler Locklear	5-11	195	R-So.	TR	Clayton, N.C.	(Austin Peay)	6 Career Starts (7 app.)
	7	Shay Smith	6-2	215	Fr.	HS	El Paso, Texas	(Franklin HS)	0 Career Starts (3 app.)
-or-	19	JP Pickles	6-1	200	Fr.	HS	Tallahassee, Fla.	(North Florida Christian HS)	0 Career Starts (1 app.)

ORANGE SWARM DEFENSE

DE	0	Maurice Westmoreland	6-2	250	Sr.	2L	Houston, Texas	(Kilgore College)	20 Career Starts (32 app.)
	17	Jaylin Jones	6-5	225	Fr.	HS	Beaumont, Texas	(West Brook HS)	0 Career Starts (7 app.)
DT	7	KD Johnson	6-1	275	Sr.	1L	Houston, Texas	(Kilgore College)	8 Career Starts (20 app.)
	10	Hunter Rapolla	6-3	251	Sr.	TR	Temecula, Calif.	(New Mexico)	0 Career Starts (8 app.)
NT	3	Sione Tonga'uuiha	6-0	295	Sr.	4L	Tempe, Ariz.	(Tempe HS)	11 Career Starts (49 app.)
	90	Ashton Coker	6-2	290	Fr.	HS	Kay, Texas	(Katy Taylor HS)	2 Career Starts (7 app.)
DE	15	Bryton Thompson	6-1	250	R-Sr.	1L	Houston, Texas	(Blinn College)	5 Career Starts (23 app.)
	33	Kyran Duhon	6-2	250	Fr.	HS	Houston, Texas	(Summer Creek HS)	2 Career Starts (8 app.)
Mike	41	Dorian Hopkins	6-0	226	Gr.	TR	Memphis, Tenn.	(Tulsa)	5 Career Starts (7 app.)
	21	Stratton Shufelt	6-2	230	Fr.	HS	Rio Rancho, N.M.	(Cleveland HS)	1 Career Starts (7 app.)
SAM	30	Nate Dyman	6-2	230	R-Jr.	RS	Missouri City, Texas	(Blinn College)	7 Career Starts (12 app.)
	5	Tray Dunson	6-2	221	Sr.	TR	Franklin, Ga.	(Gardner-Webb)	1 Career Starts (6 app.)
Spur	26	Lantz Russell	6-3	210	R-Jr.	RS	Riverside, Calif.	(Mt. SAC)	4 Career Start (12 app.)
-or-	6	Kory Chapman	5-10	190	Sr.	TR	Hoover, Ala.	(Austin Peay)	5 Career Start (6 app.)
CB	22	Josiah Allen	5-10	179	Sr.	2L	Elk Grove, Calif.	(Sacramento City College)	20 Career Starts (31 app.)
	9	Jaylon Shelton	6-2	190	R-Jr.	TR	New London, Texas	(Texas State)	3 Career Starts (8 app.)
FS	11	Oscar Moore	6-1	208	Sr.	1L	Fort Worth, Texas	(Kilgore College)	12 Career Starts (19 app.)
	19	Landon Hullaby	6-0	205	R-So.	TR	Mansfield, Texas	(Texas Tech)	0 Career Starts (6 app.)
SS	2	Xavier Smith	5-10	179	Jr.	1L	Elk Grove, Calif.	(Sacramento City College)	7 Career Starts (8 app.)
	4	Dillion Williams	5-11	188	R-Jr.	TR	Nacogdoches, Texas	(North Texas)	1 Career Starts (8 app.)
CB	14	Amier Boyd-Matthews	6-1	180	R-So.	1L	Maricopa, Ariz.	(Maricopa HS)	7 Career Starts (23 app.)
	27	Justin Content	6-1	185	Fr.	HS	Hoschon, Ga.	(Mill Creek HS)	1 Career Starts (5 app.)

WEFENSE UNIT

K	36	Buzz Flabiano	6-0	175	R-So.	1L	Plano East, Texas	(Plano East HS)	20 Career Appearances
	97	Joe Bowman	6-0	185	R-Jr.	TR	Carlsbad, Calif.	(SEMO)	6 Career Appearances
P	29	Adam Jacklin	5-11	195	R-Fr.	TR	Melbourne, Australia	(North Texas)	8 Career Appearances
	97	Joe Bowman	6-0	185	R-Jr.	TR	Carlsbad, Calif.	(SEMO)	6 Career Appearances
LS	37	Angelo Tejada	5-11	240	Sr.	4L	San Antonio, Texas	(Converse Judson HS)	51 Career Appearances
	39	Josh Hancock	5-9	185	R-Jr.	1L	Corpus Christie, Texas	(Coastal Christian Home School)	10 Career Appearances
H	37	Angelo Tejada	5-11	240	Sr.	4L	San Antonio, Texas	(Converse Judson HS)	51 Career Appearances
KOR	15	Corey Wren	5-10	195	Sr.	TR	New Orleans, La.	(TCU)	6 Career Appearances
	6	Kenny Odom	5-8	163	R-So.	TR	Savannah, Ga.	(Austin Peay)	8 Career Appearances
PR	5	Kam Thomas	5-7	184	R-Jr.	TR	Birmingham, Ala.	(Austin Peay)	8 Career Appearances

MINER NOTABLES

WHERE TO WATCH & LISTEN

The Miners and Blue Raiders will be nationally televised on CBSSN with Alex Del Barrio (play-by-play) and Adam Breneman (analysis) calling the action. The action continues on "The Home of UTEP Football" 600 AM ESPN with "The Voice of the UTEP Miners" **Jon Teicher** calling play-by-play in his 44th season. Teicher, who called his 500th game last season on Oct. 11, is joined by former UTEP WR **Cole Freytag** (2012, 2014-16) in the booth providing analysis in his third season. El Paso native and long-running member of the local media **Mando Medina** will be reporting from the sidelines. The contest can also be heard on the UTEP Miners app.

SERIES VS. MIDDLE TENNESSEE

Middle Tennessee leads the all-time series 5-1 after last season's 34-30 win in Murfreesboro. The Blue Raiders have won the last four meetings including a 24-13 win against the Miners in 2022 in El Paso. UTEP last beat Middle Tennessee 24-21 on Nov. 29, 2014, led by RB **Aaron Jones's** 219 all-purpose yards and two touchdowns to. UTEP chalked up win no. 7 that evening. Last season, K **Buzz Flabiano's** 33-yard field goal tied the contest at 24-24 at the 11:51 mark of the third, but a QB Nicholas Vattiato 56-yard touchdown pass to Zack Dobson gave MTSU the go-ahead 31-24 advantage. The Blue Raiders built the lead to 34-24 to open the fourth quarter, but QB **Cade McConnell** found WR **Kelly Akhara-iyi** on an 80-yard touchdown pass on UTEP's ensuing possession with 14:32 left in the game, however, a Flabiano missed PAT kept the score at 34-30 and both teams were shutout the remainder of the contest. WR **Emari White** caught five passes for 36 yards and RB **Ezell Jolly** tallied 42 all-purpose yards (12 receiving, 30 rushing). S **Oscar Moore** recorded eight tackles and a forced fumble. Spur Josiah Allen registered four stops and a breakup. DE **Maurice Westmoreland** recorded a sack.

ABOUT MIDDLE TENNESSEE

The Blue Raiders dropped to 2-6 overall and 1-3 in CUSA action following a 42-20 loss at high-scoring Jax State on Oct. 23. MTSU opened the campaign with a 32-25 victory over Tennessee Tech on Aug. 31 and recorded its lone CUSA win against Kennesaw State, 14-5, in Murfreesboro. The Blue Raiders also fall at LA Tech 48-21 (Oct. 10) and against WKU 49-21 (Sept. 14). MT QB Nicholas Vattiato leads the league and ranks top 25 nationally, averaging 257.1 yards passing yards per game. Vattiato has completed over 64 percent of his passes (175-272) for a conference-best 2,057 yards and nine touchdowns with five INTs. MTSU WRs Omari Kelly (779 yards receiving) and Holden Willis (600) rank first and second in receiving yards in CUSA, respectively. Kelly is also the CUSA leader with 46 receptions (16.9 avg.), while Willis, a 6-6 pass catcher, has tallied 39 catches (15.4 avg.) Each player has hauled in three touchdowns. Nationally, Kelly ranks seventh in receiving yards while Willis in 20th. Despite ranking high in the passing and receiving categories, the Blue Raiders average only 16.9 points per game (ranked second to last in CUSA) and are last in total defense (467.5 ypg).

BACK TO YOUR REGULARLY SCHEDULED PROGRAMMING

Conference USA's Midweek Madness concluded last week as LA Tech edged UTEP on Tuesday night in Ruston. The Miners played back-to-back Thursday contests, followed by a Wednesday night home game in a win against FIU and a Tuesday road game at LA Tech. UTEP is 3-4 during CUSA midweek games the last two seasons. UTEP is 0-1 on Tuesday, 3-1 on Wednesday and 0-2 on Thursday.

KEEP THOSE FLAGS IN YOUR POCKET

UTEP was flagged only twice for eight yards at LA Tech. The Miners have been penalized only eight times in their last four road games (two at Liberty, two at CSU, two at WKU, two at LA Tech). Overall, during the last five games, UTEP has been penalized only 11 times. UTEP drew three flags in its previous home game versus FIU, which was the least in the Sun Bowl for the Miners since Nov. 19, 2022, also against FIU.

JP'S FIRST COLLEGIATE ACTION

QB **JP Pickles** saw his first collegiate action at LA Tech. The true freshman rushed for 53 yards on 12 carries (4.4 avg.) including a long rush of 12 yards. Pickles finished 2-of-5 for nine yards passing.

2 IN A ROW FOR JJ

RB **Jevon Jackson** rushed for 112 yards on 22 carries (5.1 avg.) at LA Tech. Jackson has gone for 100+ yards rushing in back-to-back games after running for a season-high 148 yards against FIU. This season, it's the first time that a Miner produced back-to-back 100-yard rushing efforts. The last Miner to do so was RB Deion Hankins in 2023 (120 yards vs. NM State on Oct. 18, 117 at Sam Houston on Oct. 25).

ACTION JACKSON

Jevon Jackson has averaged 130.0 rushing yards in the last two games. Jackson ranks fifth in CUSA in rushing yards per game (62.4) and fourth in total rush yards (499).

3 STRAIGHT 100-YARD EFFORTS

UTEP has had three consecutive 100-yard rushers as RB **Jevon Jackson** most recently rushed for 112 yards at LA Tech. Jackson put up a season-high 148 rushing yards against FIU the week before, and RB **Ezell Jolly** rushed for a career-high 119 yards at WKU. The 2014 season was the last time UTEP had three consecutive 100-yard rushing efforts when RB **Aaron Jones** turned three straight performances (237 at New Mexico on Aug. 30, 144 vs. Texas Tech on Sept. 4, 168 vs. NM State on Sept. 13).

100+ YARDS RUSHING IN ONE QUARTER VS. FIU

Jevon Jackson rushed for 104 yards in the fourth quarter against FIU on Oct. 16. Jackson is the first Miner to hit 100+ yards in one quarter since RB **Aaron Jones's** 127 yards during the first quarter against North Texas on Nov. 26, 2016.

KAM HAULING 'EM IN

MB **Kam Thomas** ranks second in CUSA with 43 receptions after tallying five more for 67 yards and a TD at LA Tech. Overall, Thomas has 442 yards on 43 catches and two touchdowns in 2024. MT's WR Omari Kelly leads the league with 46 receptions. Thomas is on pace for around 65 receptions which would rank in the top 10 for a single-season in program history.

KENNY GOT BURNERS

WR **Kenny Odom** leads CUSA, averaging 21.5 yards per reception and 24 catches. Odom's team-leading 515 receiving yards rank fourth in the league, and he ranks seventh with yards per game (64.4). Odom ranks tied for second in CUSA with four receiving scores.

CATCH ME IF YOU CAN

Kenny Odom's six 40+ yard plays, four 50+ yard plays, and three 60+ yard plays rank first in CUSA. Odom tallied a career-long 76-yard touchdown reception at WKU, a 60-yard score at Liberty and a 55-yard TD catch at Colorado State. He's added catches of 62 yards (FIU), 49 yards (vs. Sam Houston) and 44 yards (vs. SUU).

LONG TD FOR A TE

TE **Marcus Vinson** hauled in a career-long 52-yard touchdown reception against Sam Houston on Oct. 3. His 52 yards receiving was also a career high. Vinson caught it at the Sam Houston 25 and galloped to paydirt. It was Vinson's second career touchdown. He caught a three-yard score against no. 22 Liberty last season. It was the longest-scoring reception by a UTEP tight end since TE **Trent Thompson's** 51-yard touchdown catch at the 2021 New Mexico Bowl against Fresno State.

TRIPLE CROWN

QB **Skyler Locklear** did something unique on Sept. 7 against Southern Utah on Sept. 7 in his first appearance at Sun Bowl Stadium in front of over 41,000 fans. Locklear completed a trifecta as he threw for a touchdown, rushed for another and caught a game-tying score against the Thunderbirds.

MINER NOTABLES

FIRST IN THE MODERN ERA

Skylar Locklear is the first Miner player in the modern era (post 1965) to throw a touchdown, rush for a touchdown and catch a touchdown in the same game. The last Miner to rush, pass and catch a TD in the same season was RB **Aaron Jones** in 2016. Jones threw a TD pass on Oct. 29 against Old Dominion. He also rushed for a touchdown against ODU that night. RB **Marcus Thomas** did so in 2006, and QB **Mike McCall** achieved it in 1977.

FIRST TIME IN FBS SINCE 2015

Skylar Locklear is the first FBS player since Stanford's QB Kevin Hogan on Dec. 5, 2015, versus USC to pass for a touchdown, rush for a touchdown and catch a touchdown in the same game. Coincidentally, Stanford's RB Christian McCaffery did the same thing in the same contest. Rice's James Casey did it twice during the 2008 season.

STUFFING THE RUN

UTEP allowed only seven yards rushing at LA Tech, the least since giving up seven at ULM on Sept. 26, 2020. It's ranked tied for the seventh-lowest rushing yards allowed in school history.

UTEP RUN D THE LAST TWO GAMES

Before the FIU game, the UTEP defense had been giving up over 200 rushing yards per game. The Miners have yielded only 92 yards (46.0 ypg) on the ground in the last two games (85 vs. FIU and seven at LA Tech). It's the least given up in back-to-back games since 2022, when the Miners gave up 91 rushing yards - 15 against FIU (Nov. 19) and 76 at no. 25 UTSA (Nov. 26).

SCORING DEFENSE THE LAST TWO CUSA GAMES

The UTEP defense, which has allowed over 30 points per game, has only allowed 35 points in the last two contests (17.5 avg.). The Miners gave up 21 in a win against FIU and 14 at LA Tech. It's the lowest points allowed in back-to-back Conference USA games since 2021 (13 at Southern Miss on Oct. 9 and 3 vs. LA Tech on Oct. 16).

HOLDING OPPONENTS UNDER 300 YARDS IN BACK-TO-BACK GAMES

UTEP allowed under 300 yards of total offense in two consecutive games (287 vs. FIU, 255 at LA Tech) for the first time since 2022 (299 at New Mexico, 177 vs. Boise State). The last time it happened in back-to-back CUSA games was in 2021 (278 vs. LA Tech, 280 at Florida Atlantic).

RED ZONE D

UTEP ranks third in CUSA and 23rd in FBS in red zone defense (75.9).

SACK ATTACK

UTEP leads CUSA in sacks (21), sacks per game (2.6), and sack yards (116). The Miners ranks tied for 25th in FBS in sacks per game. Bandit **Maurice Westmoreland** is ranked second in CUSA with 4.5 sacks, while Spur **Kory Chapman** and DT **KD Johnson** are tied for 10th with 2.5 sacks each. Spur **Josiah Allen**, DL **Kyran Duhon**, S **Lantz Russell** and DE **Bryton Thompson** are tied 17th with 2.0 apiece. UTEP is on pace for around 30 sacks which would be the most in 20 seasons (42 sacks in 2004).

TACKLING BEHIND THE LINE OF SCRIMMAGE

UTEP leads CUSA with 56 tackles for loss and paces the league at 7.0 TFLs per game. The Miners' TFL yards (202) also lead the conference. Spur **Kory Chapman** ranks second in CUSA with 8.5 TFLs, while LB **Dorian Hopkins** and DL **KD Johnson** are tied for sixth with 6.0 TFLs, Bandit **Maurice Westmoreland** (5.5 TFL) is tied for 14th, while DE **Bryton Thompson** and LB **Nate Dyman** are tied for 16th with 5.0 TFLs.

MINER PICKS

UTEP has recorded six interceptions, ranking tied for fourth with WKU in CUSA. The Miners' six picks match their total from last season.

#2 LUKE LAUFENBERG #LiveLikeLuke

The UTEP football team will continue to pay tribute to the late Luke Laufenberg throughout the 2024 season. Laufenberg passed away at the age of 21 on Thursday, Aug. 22, 2019 after battling cancer for two years. A tight end from Argyle, Texas, Laufenberg joined the Miners for 2019 spring ball after playing at Mesa Community College in 2017. UTEP players have worn black "LUKE" stickers on their helmets since the start of the 2019 season. Redshirt sophomore WR Javoni Gardere will wear his #2 Laufenberg jersey throughout the season. WR Justin Garrett was the first Miner to don the #2 jersey during the 2020 season and continued the trend in 2021. QB Gavin Hardison was the second Miner to don the #2 jersey (2022-23). Laufenberg played his senior season at Argyle Liberty Christian High School in Argyle, Texas, where he was named 2016 Offensive Newcomer of the Year and honorable mention All-District. He initially walked on at Texas A&M before continuing his football career at Mesa Community College, where he appeared in six games prior to being diagnosed with Burkitt lymphoma.



#3 TRENCH WARRIOR

The "Trench Warrior" is a single digit that is assigned to the most deserving D-Lineman. They are a leader, and they embody UTEP's culture on and off the field. It is something head coach Scotty Walden created to signify that wearing a single digit on the DL means you're a "bad dude." On Aug. 26, Walden announced that senior nose tackle Sione Tonga'uiaha will don the no. 3 number in 2024.



MINER NOTABLES

MO SACKS

Bandit **Maurice Westmoreland** recorded a season-high 2.0 sacks at LA Tech. Westmoreland leads the Miners with 4.5 sacks – tallying them all the last four games.

WHERE MO RANKS

Maurice Westmoreland is tied for second in CUSA with 4.5 sacks. Westmoreland is tied with Sam Houston's Chris Murray. Liberty's TJ Bush Jr. leads the way with 5.0 sacks. Westmoreland is tied for 33rd in FBS.

SACK ATTACK

Maurice Westmoreland recorded at least half a sack in the last four games for the first time in his career. Overall, he's tallied 4.5 sacks in his previous four contests. Westmoreland opened the string of games with a half sack against Sam Houston on Oct. 3 and followed that with a sack each at WKU and against FIU.

FIRST TIME SINCE 2022

Maurice Westmoreland is the first Miner since DE **Jadrian Taylor** to be credited with at least a half sack in four straight games. Westmoreland is also the first since Taylor to record a full sack in three consecutive games when Taylor did it four games in a row in '22 (3.0 at Charlotte, 1.0 at LA Tech, 2.0 vs. FAU, 1.0 vs. MTSU).

MOVING UP THE SACK LIST

Maurice Westmoreland now has 12.0 career sacks after recording a season-high 2.0 at LA Tech. Westmoreland needs just one more to crack the program's top-10 list. Former teammate DE **Praise Amaewhule** has the most sacks in school history with 22.5.

CHAPMAN GETTING AFTER IT

Spur **Kory Chapman** made his way back to gridiron after missing a few games due to injury. Chapman tallied a collegiate career-high 3.5 tackles for loss. Chapman leads the Miners with 8.5 tackles for loss.

KORY'S TFL'S NO. 2 IN CUSA

Kory Chapman ranks second in Conference USA with 8.5 tackles for loss. FIU's Travion Barnes leads CUSA with 10.0 TFLs.

FIRST DEFENSIVE TD IN THE SUN BOWL SINCE 2019

Kory Chapman's fumble recovery in the end zone for a score against Sam Houston on Oct. 3 was the first by a UTEP defensive player in the Sun Bowl since Nov. 30, 2019, against Rice when DE **Praise Amaewhule** recovered a ball in the end zone for a touchdown.

CHAPMAN THE HITMAN

Kory Chapman has produced solid numbers in his first and only season at UTEP. The senior ranks third on the team with 52 tackles (22 solo). Chapman has added a time-high 8.5 tackles for loss, 2.5 sacks, three breakups, three quarterback hurries and a fumble recovery for a touchdown.

MOST INTS SINCE 2011

The Miners' defense intercepted four FIU passes on Oct. 16, the most since 2011. LB **Dorian Hopkins** opened the turnover tally with an INT in the first quarter followed by S **Lantz Russell** picking off a pass in the third quarter. CB **Amier Boyd-Matthews** and Spur **Dillion Williams** intercepted a pass each during the fourth. William's pick came with 1:24 left in the game. It was the most by a UTEP defense since picking off four passes during a 44-7 win at Tulane on Oct. 15, 2011. LB **Jeremy Springer**, DB **DeShawn Grayson**, DB **Darren Woodard** and DB **Travaun Nixon** each intercepted Green Wave passes.

NCAA TEAM RANKINGS

NCAA CATEGORY	UTEP	MT
Total Offense	116	107
Rushing Offense	105	132
Passing Offense	93	37
Team Passing Efficiency	103	72
Scoring Offense	128	130
Total Defense	100	127
Rushing Defense	115	120
Passing Yards Allowed	54	121
Team Passing Efficiency Defense	118	130
Scoring Defense	106	123
Turnover Margin	91	104
3rd Down Conversion Pct.	125	85
4th Down Conversion Pct.	120	116
3rd Down Conversion Pct. Defense	89	129
4th Down Conversion Pct. Defense	70	75
Red Zone Offense	131	130
Red Zone Defense	23	89
Net Punting	128	40
Punt Returns	48	32
Kickoff Returns	46	125
First Downs Offense	120	102
First Downs Defense	80	127
Fewest Penalties Per Game	53	84
Fewest Penalty Yards Per Game	61	72
Time of Possession	114	65

TEAM LEADERS

UTEP - OFF: 17.0 PPG/320.4 YPG | DEF: 30.3 PPG/399.3 YPG

Rushing	Att.	Net	Avg.	TD	YPG
#4 Jevon Jackson	113	499	4.4	1	62.4
#22 Ezell Jolly	60	244	4.1	1	48.8

Passing	C-A-I	Pct.	Yds.	TD	YPG
#9 Skyler Locklear	98-155-5	63.2	1029	5	147.0
#11 Cade McConnell	40-71-3	56.3	540	3	90.0

Receiving	Rec.	Yds.	Avg.	TD	YPG
#5 Kam Thomas	43	442	10.3	2	55.3
#1 Trey Goodman	26	225	8.7	0	28.1
#6 Kenny Odom	24	515	21.5	4	64.4

Defense	U-A-TT	TFL	SACK	INT-YDS	FF-FR (YDS)
#41 Dorian Hopkins	23-37-60	6.0-13	0.0-0	1-84	1-1 (0)
#2 Xavier Smith	25-31-56	0.5-1	0.0-0	0-0	0-1 (0)

MIDDLE TENNESSEE - OFF: 16.9 PPG/338.9 YPG | DEF: 36.3 PPG/467.5 YPG

Rushing	Att.	Net	Avg.	TD	YPG
#22 Jaiden Credie	72	341	4.7	3	42.6
#4 Terry Wilkins	44	140	3.2	1	17.5

Passing	C-A-I	Pct.	Yds.	TD	YPG
#11 Nicholas Vattiato	175-272-5	64.3	2057	9	257.1
#16 Roman Gagliano	4-9-0	44.4	41	0	20.5

Receiving	Rec.	Yds.	Avg.	TD	YPG
#1 Omari Kelly	46	779	16.9	3	97.4
#83 Holden Willis	39	600	15.4	3	75.0

Defense	U-A-TT	TFL	SACK	INT-YDS
#18 Xavier Williams	27-15-42	2.0-4	0.0-0	0-0
#31 John House IV	23-16-39	3.0-13	1.0-8	2-42

MINER NOTABLES

MOST INTS IN THE 915 SINCE 2008

UTEP's four interceptions against FIU were the most in the Sun Bowl since Nov. 15, 2008, during a 36-10 drubbing of SMU. DB **Melvin Stephenson II**, LB **Nuuese Punimata**, DB **Dustin Bell** and DB **Da'Mon Cromartie-Smith** each recorded an interception.

FIRST CAREER PICKS

CB **Amier Boyd-Matthews** and Spur **Dillion Williams** intercepted their first career passes against FIU.

IMPRESSIVE FIRST START FOR STRATTON

LB **Stratton Shufelt**, a true freshman, made his first career start on Oct. 10 at WKU on national television. Shufelt responded with a career-high seven tackles, a pass breakup that was batted into S **Lantz Russell's** hands for an INT, and a quarterback hurry against the Hilltoppers.

DYMAN IN THE ROUGH

LB **Nate Dyman** ranks fourth on the team with 49 tackles (19 solo). He's added 5.0 tackles for loss, three breakups, three hurries and a fumble recovery.

D-HOP SWARMING

LB **Dorian Hopkins** leads the Miners with 60 total tackles (23 solo). The graduate student has added 6.0 tackles for loss, an 84-yard INT return, fumble recovery and a forced fumble. Hopkins opened the season with 16 tackles at Nebraska, while he tallied 11 at Colorado State.

HOPKINS'S STELLAR DEBUT

LB **Dorian Hopkins**, a graduate transfer from Tulsa, racked up a collegiate career-high 16 tackles (six solo) along with a tackle for loss and first career fumble recovery at Nebraska on Aug. 31. Hopkins is the first Miner since LB **AJ Hotchkins** to lead the team in tackles in their UTEP debut. Hotchkins tallied 13 stops against Northern Arizona on Sept. 1, 2018, in his first game as a Miner. It was the most tackles during a season opener in 15 seasons. DB **Da'Mon Cromartie-Smith** racked up 19 stops to open the 2009 campaign against Buffalo on Sept. 5.

X MARKS THE STOP

S **Xavier Smith** ranks second on the team with 56 tackles (25 solo). The redshirt sophomore has hit double digits two times this season, recording 10 tackles at Liberty and against Sam Houston. He's added a 0.5 tackle for loss, a breakup and a fumble recovery in eight games (seven starts).

DUHON COMING ON

DL **Kyran Duhon** started his second consecutive game as a true freshman and posted a sack with three tackles and a pass breakup at LA Tech. Duhon has tallied 25 tackles (11 solo) with 2.0 sacks, 2.0 TFLs and a breakup.

WREN TO THE HOUSE

MB **Corey Wren** returned a kickoff 100 yards for a score – his first collegiate touchdown – to open the second half at WKU on Oct. 10. It was UTEP's first kickoff return for a touchdown since Oct. 10, 2020, when DB **Duron Lowe** returned a KO 100 yards for a TD at LA Tech.

100-YARD KICKOFF RETURN CLUB

Corey Wren is the sixth Miner in school history to return a kickoff 100 yards for a score. He joins **Cedric Johnson** (1996), **Howard Jackson** (2001), **Marlon McClure** (2010), **Autrey Golden** (2x in 2013) and **Duron Lowe** (2019, 2020) to tally 100-yard kickoff returns.

ONE OF TWO IN CUSA

Corey Wren is one of two CUSA players to return kickoffs for touchdowns in 2024. Kennesaw State's **Qua Ashley** also returned one for a score – a 93-yard return against Jax State on Oct. 4. Wren's 100-yard kickoff return for a touchdown at WKU is the longest in CUSA.

LONGEST ACTIVE STARTS BY A MINER

Bandit **Maurice Westmoreland** has started in 20 consecutive games dating back to the 2023 season. It's the longest active streak by a Miner. Westmoreland played in all 12 games in 2022 and started in all 12 last year. Overall, Westmoreland has started in 20 of 32 games since transferring to UTEP from Kilgore College.

HIS FIRST CLASS IS FIRST CLASS

UTEP Head Coach **Scotty Walden's** first ever signing class included multiple three-star rated student-athletes by 247Sports, while his first class ranked no. 1 in Conference USA according to Rivals.com and no. 2 according to 247Sports.

INSTILLING THE BRAND AND CULTURE

Eleven players from Austin Peay transferred the UTEP following **Scotty Walden's** hire. SPUR **Kory Chapman**, WR **Trey Goodman**, RB **Jevon Jackson**, QB **Skyler Locklear**, WR **Ashton Nickelberry**, WR **Kenny Odom**, OL **Brennan Smith**, S **Xavier Smith**, RB **Marquez Taylor**, MB **Kam Thomas** and OL **Isaiah Wright** are now Miners and have been vital in helping the spread Walden's style and culture in the program.

HOME COOKING

UTEP features 19 players from El Paso. OL **Luis Carlos Aranda** (Franklin HS), OL **Rolando Beltran** (Eastlake HS), OL **Juan Camacho Jr.** (Bowie HS), OL **Ivan Escobar** (Montwood HS), WR **Lucas Flores** (Ysleta HS), Bandit **Edgar Garcia** (El Paso HS), S **Jaime Guerrero** (Eastlake HS), S **Cam Harrelson** (Montwood HS), OL **Joseph Immediato** (Eastwood HS), DL **Rafael Jaquez** (Pebble Hills HS), RB **Xavier Johnson** (Hanks HS), TE **Julian Lopez** (Chapin HS), OL **Tyrone D. McDuffie III** (Parkland HS), WR **Miles McWhorter** (Franklin HS), QB **Zach Rodriguez** (El Paso HS), QB **Shay Smith** (Franklin HS), QB **Michael Southern** (Montwood HS), WR **Marcus Torres** (Pebble Hills HS) and OL **Craig Wydra** (Andress HS) are playing for their hometown Miners.

YOUNG ENERGY

New UTEP Football Head Coach **Scotty Walden** is the second youngest coach in the nation at 34 years young. Arizona State's **Kenny Dillingham**, 34, is about five months younger than Walden. Texas State's **GJ Kinne** and Boise State's **Spencer Danielson** are both 35.

GO WEST, YOUNG MAN

The Miners' coaching staff is the third youngest in the nation at 34.7 years old. UTEP ranks behind Old Dominion (34.5) and Georgia Southern (33.2).

UP NEXT

UTEP will host CUSA newcomer Kennesaw State in the 92nd Homecoming Game, while it's also Senior Day. The Miners and Owls are set for a 2 p.m. MST kickoff in the Sun Bowl on Saturday, Nov. 9. UTEP will wrap up the home portion of the schedule. The contest will be streamed on ESPN+ Sports Network and heard on "The Home of UTEP Football" 600 AM ESPN.

MINER NOTABLES

2024 UTEP FOOTBALL CAPTAINS

OFFENSE



**Trey
GOODMAN**
#1 / WR



**Jevon
JACKSON**
#4 / RB

DEFENSE



**Kory
CHAPMAN**
#6 / SPUR



**Maurice
WESTMORELAND**
#0 / BANDIT

WEFENSE



**Kam
THOMAS**
#5 / MINER BACK

2024 "UTEP Football with Scotty Walden" Radio Show Dates/Locations

Wednesday, Aug. 28 (6-7 pm)	Deadbeach Brewery
Wednesday, Sept. 4 (6-7pm)	Border City Ale House
Wednesday, Sept. 11 (6-7 pm)	Deadbeach Brewery
Wednesday, Sept. 18 (6-7 pm)	Border City Ale House
Tuesday, Oct. 1 (6-7 pm)	Deadbeach Brewery
Tuesday, Oct. 8 (6-7 pm)	Border City Ale House
Friday, Oct. 11 (6-7 pm)	Deadbeach Brewery
Friday, Oct. 18 (6-7 pm)	Border City Ale House
Wednesday, Oct. 30 (5-6 pm)	Deadbeach Brewery
Wednesday, Nov. 6 (6-7 pm)	Border City Ale House
Tuesday, Nov. 19 (6-7 pm)	Deadbeach Brewery
Tue., Nov. 27 or Fri., Nov. 29 (5-6 pm)	Border City Ale House

LOCATIONS & ADDRESS

Deadbeach Brewery: 3200 Durazno Ave.
Border City Ale Houst: 1506 N. Lee Trevino Dr.

Listen Live on 600 ESPN El Paso & the UTEP Miners app

2024 UTEP FOOTBALL TRENDS

OVERALL	1-7
VS. CONFERENCE USA	1-4
NONCONFERENCE RECORD	0-3
HOME	1-2
AWAY	0-5
DAY GAMES	0-2
NIGHT GAMES	1-4
VS. TOP 25 TEAMS	0-0
NEUTRAL	0-0
NATIONAL TV	1-4
FOX	0-1
CBSSN	1-2
ESPNU	0-1
ESPN+	0-2
TRUTV	0-1

OFFENSE

WHEN SCORING FIRST	0-3
WHEN THE OPPONENT SCORES FIRST	1-4
WHEN LEADING AT HALFTIME	1-1
WHEN TRAILING AT HALFTIME	0-5
WHEN TIED AT HALFTIME	0-1
WHEN LEADING AFTER THIRD QUARTER	0-2
WHEN TRAILING AFTER THIRD QUARTER	1-5
WHEN TIED AFTER THIRD QUARTER	0-0
IN OVERTIME GAMES	0-1
WHEN SCORING LESS THAN 20 POINTS	0-5
WHEN SCORING 20+ POINTS	0-2
WHEN SCORING 30+ POINTS	1-0
WHEN SCORING 40+ POINTS	0-0
WHEN RUSHING FOR < 100 YARDS	0-3
WHEN RUSHING FOR 100+ YARDS	0-4
WHEN RUSHING FOR 200+ YARDS	1-0
WHEN PASSING FOR 200+ YARDS	0-2
WHEN PASSING FOR 250+ YARDS	0-2
WHEN PASSING FOR 300+ YARDS	0-0
WHEN TOTALING < 300 YDS TOTAL OFFENSE	0-2
WHEN GAINING 300+ YDS TOTAL OFFENSE	1-5
WHEN HAVING NO TURNOVERS	0-2
WHEN HAVING LESS THAN 3 TURNOVERS	1-2
WHEN HAVING 3 OR MORE TURNOVERS	0-2
WHEN HAVING MORE THAN 30:00 TOP	1-1
WHEN HAVING LESS THAN 30:00 TOP	0-6

DEFENSE

WHEN ALLOWING LESS THAN 20 POINTS	0-1
WHEN ALLOWING 20+ POINTS	1-3
WHEN ALLOWING 30+ POINTS	0-3
WHEN ALLOWING < 100 YDS RUSHING	1-1
WHEN ALLOWING 100+ YDS RUSHING	0-1
WHEN ALLOWING 200+ YDS RUSHING	0-5
WHEN ALLOWING < 200 YARDS PASSING	0-2
WHEN ALLOWING 200+ YARDS PASSING	1-3
WHEN ALLOWING 250+ YARDS PASSING	0-2
WHEN ALLOWING 300+ YARDS PASSING	0-0
WHEN ALLOWING < 300 YDS TOTAL OFFENSE	1-1
WHEN ALLOWING 300+ YDS TOTAL OFFENSE	0-6
WHEN HAVING NO TAKEAWAYS	0-3
WHEN HAVING 3 OR LESS TAKEAWAYS	0-4

UTEP HEAD COACH



SCOTTY WALDEN

SUL ROSS STATE '12

FIRST SEASON AT UTEP

SEVENTH SEASON AS A HEAD COACH

Scotty Walden, native Texan and one of the most dynamic young head coaches in the country, was named UTEP Football's 27th head coach on Dec. 4, 2023.

Walden, 34, joins the Miners after four seasons as the head coach at Austin Peay State University in Clarksville, Tenn. This year, he led the Governors to a 9-3 record, a perfect 6-0 mark in the United Athletic Conference, and a no. 13 FCS national ranking. It marked the first undefeated conference season in school history. He was named a finalist for the Eddie Robinson Award, presented by FedEx Ground and Stats Perform to the FCS National Coach of the Year. Austin Peay has won four conference titles since 1977 – with two coming under Walden's watch. He is the only coach to lead Austin Peay to two conference championships.

The Cleburne, Texas, native led the Governors to a 26-14 mark with four winning seasons (4-2 in COVID-shortened 2020-21 campaign, 6-5 in 2021, 7-4 in 2022, 9-3 in 2023). The Governors hadn't enjoyed back-to-back winning campaigns since 1983-84 prior to Walden's arrival. His career head coaching record is 34-20, including 7-3 in one season heading up the program at East Texas Baptist University in 2016. Walden was also interim head coach at Southern Miss for four games in 2020.

The 2023 Austin Peay squad ranked fourth nationally in passing efficiency (162.17), ninth in scoring offense (34.1 ppg), 11th in passing completion percentage (.667), 13th in passing offense (274.1 ypg) and 15th in total offense (426.8 ypg). The Governors set school

records for scoring offense, total offense and passing offense. Austin Peay also rated seventh in the country in third down conversion defense with a stingy .303 percentage, and the Governors' three defensive touchdowns ranked 12th nationally. Austin Peay's special teams unit was equally stellar, leading the country in punt returns with a 21.3-yard average.

Austin Peay rattled off a school-record nine consecutive wins after opening the season 0-2, including a 30-13 setback at then-ninth ranked Tennessee on Sept. 9. Playing before over 100,000 hostile fans, the Governors were tied with the Vols, 6-6, shortly before halftime and trailed by 10 points (23-13) midway through the fourth quarter.

In 2022, Walden led the Governors to the third conference title in program history. Austin Peay was the top defense in the ASUN Conference, ranking fourth in the FCS in third down conversion percentage defense (.308), 12th in total defense (317.2 ypg), 19th in passing defense (188.7 ypg) and 20th in rushing defense (128.5 ypg). Offensively, Austin Peay averaged 202.3 rushing yards and



WALDEN COACHING RECORD

SEASON	SCHOOL	OVERALL		CONFERENCE	
		W-L		W-L	
2016	East Texas Baptist	7-3		3-3	(4th)
2020	Southern Miss	1-3		1-1	
2020-21	Austin Peay	4-2		4-2	(3rd)
2021	Austin Peay	6-5		4-2	(t-2nd)
2022	Austin Peay	7-4		3-2	(t-1st)
2023	Austin Peay	9-3		6-0	(1st)
TOTALS		34-20		21-10	

UTEP HEAD COACH

243.3 passing yards per game, marking the first time in program history that the Governors averaged 200-plus rushing and passing yards per game in the same season.

In 2021, the Governors tied a school record with seven First Team All-OVC selections and 14 total All-OVC picks.

While at Austin Peay, Walden has coached four consensus All-America honorees – Kordell Jackson (2020), DeAngelo Wilson (2020), Johnathon Edwards (2021) and Koby Perry (2021). Bucky Williams was an American Football Coaches Association Second Team All-American and a HERO Sports Sophomore All-American in 2020. Draylen Ellis and Terrell Allen received Sophomore All-America honors in 2021. Drae McCray was also tabbed a HERO Sports All-America in 2021.

Walden has also coached 28 All-Conference players and four league All-Newcomer selections during his time at Austin Peay.

His teams have also excelled academically. In five of six semesters since Walden's arrival, the Governors posted a 3.0 cumulative team grade point average, including a program record 3.28 GPA during the spring 2022 semester. The Governors also claimed the 2020-21 and 2021-22 OVC Team Academic Achievement Awards.

After joining the Southern Miss staff as wide receivers coach in 2017, he was promoted to co-offensive coordinator for the 2019 season. In 2019, the American Football Coaches Association tabbed Walden as a Top 35 coach under 35 years of age. He coached first team All-Confer-

ence USA selection wideout Quez Watkins, who led the league with 64 catches and 1,178 receiving yards (17th in the FBS). Watkins' 107.1 receiving yards per game also ranked sixth in the FBS. He was selected in the sixth round of the 2020 NFL Draft by Philadelphia, and has appeared in 45 games for the Eagles with 23 starts since then.

Walden took over for Jay Hopson as interim head coach at Southern Miss in September of 2020, and was hired by Austin Peay as head coach shortly thereafter.

Walden was the youngest head coach in the NCAA (26 years old) at the time of his hiring at East Texas Baptist. He directed the Tigers to a national ranking in a school-record nine consecutive weeks, climbing as high as no. 15. East Texas Baptist also generated the no. 1 scoring offense (49.9 points per game) for all levels of the NCAA and the no. 2 total offense in Division III (school-record 564.3 yards per game).

Walden was offensive coordinator at East Texas Baptist for three years (2013-15) prior to being elevated to head coach. In his time as an assistant, ETBU football players broke a combined 26 individual and team records. One of his protégés was wide receiver Jamaine Sherman, a first team All-Conference honoree who became the first player in school history

to sign an NFL contract with the St. Louis Rams in 2014.

He got his start in coaching at his alma mater, Sul Ross State, serving as offensive coordinator and quarterbacks coach for the 2012 season. His team broke 16 offensive school records in 2012, including most yards in a game (800) and points in a game (75). The Lobos ranked no. 1 in Division III in total offense (581.9 ypg), no. 2 in first downs (271), no. 3 in scoring offense (48.8 ppg), no. 9 in passing efficiency (164.30), no. 11 in passing offense (333 ypg) and no. 19 in rushing offense (248.9 ypg). Walden coached six All-Conference players, two D3football.com All-Americans and one Beyond Sports Network All-American.

He began his college playing days at Dordt College in Sioux Center, Iowa (2008), where he was named the starting quarterback as a freshman. His career continued at Hardin-Simmons University (2009-10), where he doubled as a quarterback and defensive back, before concluding at Sul Ross State as a quarterback and team captain in 2011.

He earned his Bachelor of History, graduating Magna Cum Laude, from Sul Ross State in 2012. He added a Master of Education, graduating Summa Cum Laude, from Sul Ross State in 2014.

Walden and his wife, Callie have two sons, Luca and Maverick.

WALDEN FILE

Personal

Hometown: Cleburne, Texas

Education

College: Sul Ross State

Playing Experience

2008: Dordt College

2009-10: Hardin Simmons

2011: Sul Ross State

Coaching Experience

2024-Present: UTEP Head Coach

2021-23: Austin Peay Head Coach

2020: Southern Miss Interim Head Coach

2019-20: Southern Miss Co-Offensive Coord.

2017-18: Southern Miss Wide Receivers

2016: East Baptist Texas Head Coach

2013-15: East Baptist Texas Offensive Coord.

2012: Sul Ross State Offensive Coord./QBs



2024 STATISTICS

	UTEP	OPP
Scoring	136	242
Points per game	17.0	30.3
Points Off Turnovers	27	35
First Downs	129	156
Rushing	60	66
Passing	59	79
Penalty	10	11
Rushing Yardage	967	1497
Yards gained rushing	1157	1733
Yards lost rushing	190	236
Rushing attempts	283	336
Average per rush	3.4	4.5
Average per game	120.9	187.1
TDs Rushing	4	17
Passing Yardage	1596	1697
Comp-Att-Int	143-235-9	141-212-6
Average per pass	6.8	8.0
Average per catch	11.2	12.0
Average per game	199.5	212.1
TDs Passing	10	13
Total offense	2563	3194
Total plays	518	548
Average per play	4.9	5.8
Average per game	320.4	399.3
Kick returns: #-Yards	21-451	14-375
Punt returns: #-Yards	9-87	12-52
Int returns: #-Yards	6-82	9-134
Kick return average	21.5	26.8
Punt return average	9.7	4.3
Int return average	13.7	14.9
Fumbles-Lost	11-4	11-4
Penalties-Yards	46-417	41-369
Average per game	52.1	46.1
Punts-Yards	45-1608	37-1435
Average per punt	35.7	38.8
Net punt average	34.8	35.4
Kickoffs-Yards	33-1912	46-2909
Average per kick	57.9	63.2
Net kick average	35.2	40.3
Time of possession / game	27:30	32:30
3rd-down conversion	35/115	49/120
3rd-down pct	30%	41%
4rd-down conversion	6/16	8/15
4rd-down pct	38%	53%
Sacks by-Yards	21-116	19-91
Misc Yards	0	0
Touchdowns scored	16	30
Field goals - attempts	8-12	10-12
On-Side kicks	0-0	0-0
Red-zone scores	(9-14) 64%	(22-29) 76%
Red-zone touchdowns	(6-14) 43%	(17-29) 59%
PAT-attempts	(16-16) 100%	(28-28) 100%
2-point conversion-attempts	(0-0) 0%	(1-2) 50%
Attendance	67460	164919
Games / Avg per game	3/22487	5/32984
Neutral site games	-	0/0

Score by Periods

Team	1st	2nd	3rd	4th	OT	TOT
UTEP	41	27	37	31	0	136
Opponents	55	74	67	43	3	242

2024 STATISTICS

Rushing

Player	gp	att	gain	loss	net	avg	td	lg	avg/g
Jevon Jackson	8	113	523	24	499	4.4	1	42	62.4
Ezell Jolly	5	60	255	11	244	4.1	1	14	48.8
Skyler Locklear	7	55	214	83	131	2.4	2	16	18.7
JP Pickles	1	12	55	2	53	4.4	0	12	53.0
Kam Thomas	8	13	40	13	27	2.1	0	11	3.4
Corey Wren	7	10	33	9	24	2.4	0	9	3.4
Trey Goodman	8	1	9	0	9	9.0	0	9	1.1
Jaden Smith	4	1	0	1	-1	-1.0	0	0	-0.3
Cade McConnell	6	14	27	29	-2	-0.1	0	10	-0.3
Shay Smith	3	3	1	6	-5	-1.7	0	1	-1.7
Kenny Odom	8	0	0	10	-10	0.0	0	0	-1.3
Team	8	1	0	2	-2	-2.0	0	0	-0.3
Total	8	283	1157	190	967	3.4	4	42	120.9
Opponents	8	336	1733	236	1497	4.5	17	73	187.1

Punt Returns

Player	no.	yds	avg	td	lg
Kam Thomas	8	91	11.4	0	29
Nate Dyman	1	-4	-4.0	0	0
Total	9	87	9.7	0	29
Opponents	12	52	4.3	0	13

Interceptions

Player	no.	yds	avg	td	lg
Lantz Russell	2	1	0.5	0	1
Dorian Hopkins	1	84	84.0	0	84
AJ Odums	1	0	0.0	0	0
Dillion Williams	1	0	0.0	0	0
Amier Boyd-Matthews	1	-3	-3.0	0	0
Total	6	82	13.7	0	84
Opponents	9	134	14.9	0	43

Passing

Player	gp	effic	comp-att-int	pct	yds	td	lg	avg/g
Skyler Locklear	7	123.2	98-155-5	63.2	1029	5	65	147.0
Cade McConnell	6	130.4	40-71-3	56.3	540	4	76	90.0
JP Pickles	1	55.1	2-5-0	40.0	9	0	8	9.0
Shay Smith	3	158.8	2-2-0	100.0	14	0	11	4.7
Jaden Smith	4	463.6	1-1-0	100.0	4	1	4	1.0
Trey Goodman	8	-200.0	0-1-1	0.0	0	0	0	0.0
Total	8	124.3	143-235-9	60.9	1596	10	76	199.5
Opponents	8	148.3	141-212-6	66.5	1697	13	59	212.1

Kick Returns

Player	no.	yds	avg	td	lg
Kam Thomas	7	112	16.0	0	23
Kenny Odom	7	123	17.6	0	23
Corey Wren	6	196	32.7	1	100
Ashton Nickelberry	1	20	20.0	0	20
Total	21	451	21.5	1	100
Opponents	14	375	26.8	0	58

Receiving

Player	gp	no.	yds	avg	td	lg	avg/g
Kam Thomas	8	43	442	10.3	2	65	55.3
Trey Goodman	8	26	225	8.7	0	26	28.1
Kenny Odom	8	24	515	21.5	4	76	64.4
Jaden Smith	4	21	177	8.4	0	41	44.3
Marcus Vinson	8	8	76	9.5	1	52	9.5
Jevon Jackson	8	6	53	8.8	2	22	6.6
Ezell Jolly	5	5	33	6.6	0	19	6.6
Emari White	7	4	21	5.3	0	7	3.0
Skyler Locklear	7	2	5	2.5	1	4	0.7
Ashton Nickelberry	6	2	32	16.0	0	29	5.3
Corey Wren	7	1	6	6.0	0	6	0.9
Joshua Dye	5	1	11	11.0	0	11	2.2
Total	8	143	1596	11.2	10	76	199.5
Opponents	8	141	1697	12.0	13	59	212.1

Fumble Returns

Player	no.	yds	avg	td	lg
Kory Chapman	1	0	0.0	1	0
Dorian Hopkins	1	0	0.0	0	0
Xavier Smith	1	0	0.0	0	0
Nate Dyman	1	0	0.0	0	0
Total	4	0	0.0	1	0
Opponents	4	38	9.5	0	38

2024 STATISTICS

Scoring

Player	td	fg	PAT			dpx	saf	pts
			kick	rush	rcv			
Buzz Flabiano	-	8-12	16-16	-	-	-	-	40
Kenny Odom	4	-	-	-	-	-	-	24
Jevon Jackson	3	-	-	-	-	-	-	18
Skyler Locklear	3	-	-	-	-	-	-	18
Kam Thomas	2	-	-	-	-	-	-	12
Kory Chapman	1	-	-	-	-	-	-	6
Corey Wren	1	-	-	-	-	-	-	6
Ezell Jolly	1	-	-	-	-	-	-	6
Marcus Vinson	1	-	-	-	-	-	-	6
Total	16	8-12	16-16	0	0	0	0	136
Opponents	30	10-12	28-28	1	0	0	0	242

Field Goals

Player	fg	pct.	01-19	20-29	30-39	40-49	50-99	lg	blk
Buzz Flabiano	8-12	66.7	0-0	2-3	1-2	5-7	0-0	45	0
Opponents	10-12	83.3	1-1	2-2	4-6	2-2	1-1	54	0

FG Sequence

Team Name	UTEP	Opponents
Louisiana Tech	42,(44)	36
Colorado St.	(45)	(37),(39)
Western Ky.	(42)	(25),(42),(54)
Southern Utah	(43),26,,32	39,(38),(33)
Liberty	(25),42	
FIU	(27),(44),(39)	
Nebraska		(20)
Sam Houston		(19),(42)

Numbers in (parentheses) indicate field goal was made

All Purpose

Player	g	rush	rcv	pr	kr	ir	total	avg/g
Kam Thomas	8	27	442	91	112	0	672	84.0
Kenny Odom	8	-10	515	0	123	0	628	78.5
Jevon Jackson	8	499	53	0	0	0	552	69.0
Ezell Jolly	5	244	33	0	0	0	277	55.4
Trey Goodman	8	9	225	0	0	0	234	29.3
Corey Wren	7	24	6	0	196	0	226	32.3
Jaden Smith	4	-1	177	0	0	0	176	44.0
Skyler Locklear	7	131	5	0	0	0	136	19.4
Dorian Hopkins	7	0	0	0	0	84	84	12.0
Marcus Vinson	8	0	76	0	0	0	76	9.5
JP Pickles	1	53	0	0	0	0	53	53.0
Ashton Nickelberry	6	0	32	0	20	0	52	8.7
Emari White	7	0	21	0	0	0	21	3.0
Joshua Dye	5	0	11	0	0	0	11	2.2
Lantz Russell	8	0	0	0	0	1	1	0.1
Cade McConnell	6	-2	0	0	0	0	-2	-0.3
Amier Boyd-Matthews	7	0	0	0	0	-3	-3	-0.4
Nate Dyman	8	0	0	-4	0	0	-4	-0.5
Shay Smith	3	-5	0	0	0	0	-5	-1.7
Team	8	-2	0	0	0	0	-2	-0.3
Total	8	967	1596	87	451	82	3183	397.9
Opponents	8	1497	1697	52	375	134	3755	469.4

Total Offense

Player	g	plays	rush	pass	total	avg/g
Skyler Locklear	7	210	131	1029	1160	165.7
Cade McConnell	6	85	-2	540	538	89.7
Jevon Jackson	8	113	499	0	499	62.4
Ezell Jolly	5	60	244	0	244	48.8
JP Pickles	1	17	53	9	62	62.0
Kam Thomas	8	13	27	0	27	3.4
Corey Wren	7	10	24	0	24	3.4
Trey Goodman	8	2	9	0	9	1.1
Shay Smith	3	5	-5	14	9	3.0
Jaden Smith	4	2	-1	4	3	0.8
Kenny Odom	8	0	-10	0	-10	-1.3
Team	8	0	-2	0	-2	-0.3
Total	8	518	967	1596	2563	320.4
Opponents	8	548	1497	1697	3194	399.3

Punting

Player	no.	yds	avg	lg	tb	fc	i20	50+	blk
Adam Jacklin	42	1608	38.3	66	0	12	10	3	0
Team	3	0	0.0	0	0	0	0	0	3
Total	45	1608	35.7	66	0	12	10	3	3
Opponents	37	1435	38.8	63	2	12	16	5	0

Kickoffs

Player	no.	yds	avg	tb	ob	retn	net	ydln
Buzz Flabiano	17	1065	62.6	8	1			
Joe Bowman	16	847	52.9	4	1			
Total	33	1912	57.9	12	2	14	35.2	29
Opponents	46	2909	63.2	19	2	21	40.3	24

2024 STATISTICS

Team Defense

##	Player	gp	Tackles				Sacks	Pass defense			Fumbles		blkd	
			ua	a	tot	tfl/yds	no-yds	int-yds	brup	qbh	fr-yds	ff	kick	saf
41	Dorian Hopkins	7	23	37	60	6-13	.	1-84	.	.	1-0	1	.	.
2	Xavier Smith	8	25	31	56	0.5-1	.	.	1	.	1-0	.	.	.
6	Kory Chapman	6	22	30	52	8.5-26	2.5-13	.	.	1	1-0	.	.	.
30	Nate Dyman	8	19	30	49	5-7	.	.	3	3	1-0	.	.	.
22	Josiah Allen	8	30	14	44	4.5-18	2-13	.	3
11	Oscar Moore	8	19	23	42	0.5-1
26	Lantz Russell	8	27	11	38	4.5-24	2-12	2-1	1
15	Bryton Thompson	8	12	20	32	5-16	2-12
0	Maurice Westmoreland	8	17	10	27	5.5-37	4.5-33	.	.	4
7	KD Johnson	8	12	14	26	6-30	2.5-10	.	.	1
33	Kyran Duhon	8	11	14	25	2-8	2-8	.	1
9	Jaylon Shelton	8	12	9	21	.	.	.	2
3	Sione Tonga'uiha	8	4	13	17	3.5-11	1-6
4	Dillion Williams	8	3	12	15	.	.	1-0
1	AJ Odums	4	9	6	15	.	.	1-0	4
19	Landon Hullaby	6	7	7	14	1-1	.	.	1	.	.	1	.	.
21	Stratton Shufelt	8	3	9	12	.	.	.	1	1
14	Amier Boyd-Matthews	7	6	3	9	.	.	1--3	1
32	Devin Goree	8	4	4	8	1-3	1-3	.	.	1
5	Tray Dunson	6	4	3	7
50	Tevita Tafuna	8	2	5	7	1.5-4	1-4	1	.	.
36	Ekow Taylor	6	1	2	3	0.5-2	0.5-2
10	Hunter Rapolla	8	1	2	3
17	Jaylin Jones	8	1	2	3
29	Dylan Brown-Turner	2	1	1	2
90	Ashton Coker	6	.	2	2	0.5-0
1	Trey Goodman	8	2	.	2
24	Jaime Guerrero	5	.	2	2
69	Joey Lightfoot	3	.	2	2
8	Michael Ray Jr.	2	.	1	1
31	Elijah Baldwin	1	.	1	1
17	Judah Ezinwa	6	1	.	1
6	Kenny Odom	8	1	.	1
53	Ivan Escobar	8	1	.	1
92	Quinzavious Warren	5	1	.	1
18	John Burris III	8	1	.	1
44	Jalen Rayam	1	1	.	1
59	Otis Pitts III	8	1	.	1
4	Jevon Jackson	8	1	.	1
27	Justin Content	5	1
Totals		8	285	320	605	56-202	21-116	6-82	19	11	4-0	3	0	0
##	Player	gp	Tackles				Sacks	Pass defense			Fumbles		blkd	
##	Player	gp	ua	a	tot	tfl/yds	no-yds	int-yds	brup	qbh	fr-yds	ff	kick	saf
	Opponents	8	268	318	586	59-189	19-91	9-134	28	28	4-38	6	3	1

2024 START CHART

OFFENSE

OPPONENT	LT	LG	C	RG	RT	WR	WR	WR/MB/TE	WR/TE	RB/MB	QB
at Nebraska	Wright	Smith	Escobar	Pitts III	Toney	Goodman	Smith	Thomas	Vinson	Jackson	Locklear
Southern Utah	Wright	Smith	Escobar	Pitts III	Toney	Goodman	Smith	Thomas	Vinson	Jackson	Locklear
at Liberty*	Wright	Smith	Escobar	Pitts III	Matamoros	Goodman	Smith	Thomas	Odom	Jackson	Locklear
at Colorado State	Wright	Smith	Escobar	Pitts III	Toney	Odom	Smith	Thomas	Vinson	Jackson	Locklear
Sam Houston*	Wright	Immediato	Escobar	Pitts III	Henry	Goodman	Odom	Ezinwa	Vinson	Thomas	McConnell
at WKU*	Matamoros	Smith	Escobar	Pitts III	Henry	Goodman	Odom	White	Nickelberry	Thomas	McConnell
FIU*	Wright	Smith	Escobar	Pitts III	Henry	Goodman	Odom	Thomas	Vinson	Jolly	Locklear
at LA Tech*	Wright	Smith	Escobar	Pitts III	Henry	Goodman	Odom	Thomas	Vinson	Jackson	Locklear
Middle Tennessee*	-	-	-	-	-	-	-	-	-	-	-
Kennesaw State*	-	-	-	-	-	-	-	-	-	-	-
at Tennessee	-	-	-	-	-	-	-	-	-	-	-
at NM State*	-	-	-	-	-	-	-	-	-	-	-

DEFENSE

OPPONENT	DE/DL	NT	DT	Bandit/DE	LB	LB/S	SPUR/S	CB	S	S	CB
at Nebraska	Goree	Tonga'uiha	Johnson	Westmoreland	Dunson	Rayam	Chapman	Shelton	Moore	Smith	Odums
Southern Utah	Thompson	Tonga'uiha	Johnson	Westmoreland	Dyman	Hopkins	Chapman	Shelton	Moore	Smith	Odums
at Liberty*	Thompson	Tonga'uiha	Johnson	Westmoreland	Dyman	Hopkins	Chapman	Shelton	Allen	Smith	Odums
at Colorado State	Thompson	Tonga'uiha	Johnson	Westmoreland	Dyman	Hopkins	Chapman	Allen	Moore	Smith	Odums
Sam Houston	Thompson	Tonga'uiha	Johnson	Westmoreland	Dyman	Russell	Chapman	Allen	Moore	Smith	Boyd-Mathews
at WKU*	Thompson	Coker	Johnson	Westmoreland	Dyman	Shufelt	Russell	Allen	Moore	Smith	Content
FIU*	Duhon	Coker	Johnson	Westmoreland	Dyman	Hopkins	Russell	Allen	Moore	Smith	Boyd-Mathews
at LA Tech*	Duhon	Tonga'uiha	Johnson	Westmoreland	Dyman	Hopkins	Russell	Allen	Moore	Williams	Boyd-Mathews
Middle Tennessee*	-	-	-	-	-	-	-	-	-	-	-
Kennesaw State*	-	-	-	-	-	-	-	-	-	-	-
at Tennessee	-	-	-	-	-	-	-	-	-	-	-
at NM State*	-	-	-	-	-	-	-	-	-	-	-

2024 GAME-BY-GAME

RUSHING GAME-BY-GAME

Player	No-Yds/TD	Nebr	SUU	Lib	CSU	SHSU	WestKy	FIU	LATech
Jevon Jackson	113-499/1	10-32/0	20-80/0	15-67/0	10-35/0	4-19/0	6-6/0	26-148/1	22-112/0
Ezell Jolly	60-244/1	-	DNP	DNP	DNP	17-76/1	27-119/0	9-41/0	7-8/0
Skyler Locklear	55-131/2	4-15/0	15-47/1	13-20/0	6-5/0	DNP	6-23/0	6-12/1	5-9/0
Cade McConnell	14--2/0	2-12/0	-	-	4--11/0	7--2/0	1--1/0	DNP	DNP
Kam Thomas	13-27/0	1-2/0	1--3/0	-	-	6-26/0	1-5/0	3-3/0	1--6/0
JP Pickles	12-53/0	DNP	DNP	DNP	DNP	DNP	DNP	DNP	12-53/0
Corey Wren	10-24/0	4-2/0	-	1-3/0	5-19/0	-	-	-	DNP
Shay Smith	3--5/0	2--6/0	DNP	1-1/0	DNP	DNP	-	DNP	DNP
Trey Goodman	1-9/0	-	-	-	-	-	-	1-9/0	-
Jaden Smith	1--1/0	1--1/0	-	-	-	DNP	DNP	DNP	DNP

RECEIVING GAME-BY-GAME

Receiving

Player	No-Yds/TD	Nebr	SUU	Lib	CSU	SHSU	WestKy	FIU	LATech
Kam Thomas	43-442/2	7-71/1	5-99/0	8-68/0	6-46/0	5-31/0	3-24/0	4-36/0	5-67/1
Trey Goodman	26-225/0	2-26/0	1-8/0	6-54/0	3-14/0	3-44/0	5-41/0	4-25/0	2-13/0
Kenny Odom	24-515/4	-	5-97/0	2-64/1	7-128/2	4-70/0	1-76/1	3-75/0	2-5/0
Jaden Smith	21-177/0	4-33/0	4-56/0	7-42/0	6-46/0	DNP	DNP	DNP	DNP
Marcus Vinson	8-76/1	1-5/0	3-13/0	-	1-0/0	1-52/1	1-3/0	1-3/0	-
Jevon Jackson	6-53/2	-	4-22/1	1-9/0	-	-	-	1-22/1	-
Ezell Jolly	5-33/0	-	DNP	DNP	DNP	1-5/0	3-28/0	1-0/0	-
Emari White	4-21/0	-	-	1-6/0	2-13/0	1-2/0	-	-	DNP
Ashton Nickelberry	2-32/0	1-3/0	DNP	DNP	1-29/0	-	-	-	-
Skyler Locklear	2-5/1	-	1-4/1	1-1/0	-	DNP	-	-	-
Joshua Dye	1-11/0	1-11/0	-	DNP	DNP	DNP	-	-	-
Corey Wren	1-6/0	-	-	-	-	-	1-6/0	-	DNP

PASSING GAME-BY-GAME

#1 Trey Goodman	Comp	Att	Int	Pct	Yards	TD	Long	Sacked	Effic.
Sam Houston	0	1	1	0.0	0	0	0	0-0	-200.0
Totals	0	1	1	0.0	0	0	0	0-0	-200.0

#3 Jaden Smith	Comp	Att	Int	Pct	Yards	TD	Long	Sacked	Effic.
Southern Utah	1	1	0	100.0	4	1	4	0-0	463.6
Totals	1	1	0	100.0	4	1	4	0-0	463.6

#7 Shay Smith	Comp	Att	Int	Pct	Yards	TD	Long	Sacked	Effic.
Nebraska	2	2	0	100.0	14	0	11	1-4	158.8
Totals	2	2	0	100.0	14	0	11	1-4	158.8

#9 Skyler Locklear	Comp	Att	Int	Pct	Yards	TD	Long	Sacked	Effic.
Nebraska	11	17	1	64.7	115	1	38	1-5	129.2
Southern Utah	22	29	0	75.9	295	1	65	3-22	172.7
Liberty	26	43	2	60.5	244	1	60	3-11	106.5
Colorado St.	7	15	1	46.7	56	0	32	2-7	64.7
Western Ky.	11	17	0	64.7	82	0	19	2-15	105.2
FIU	14	23	1	60.9	161	1	62	1-2	125.3
Louisiana Tech	7	11	0	63.6	76	1	47	1-4	151.7
Totals	98	155	5	63.2	1029	5	65	13-66	123.2

#11 Cade McConnell	Comp	Att	Int	Pct	Yards	TD	Long	Sacked	Effic.
Nebraska	3	7	1	42.9	20	0	11	0-0	38.3
Colorado St.	19	29	0	65.5	220	2	55	1-10	152.0
Sam Houston	15	28	1	53.6	204	1	52	3-10	119.4
Western Ky.	3	7	1	42.9	96	1	76	1-1	176.6
Totals	40	71	3	56.3	540	4	76	5-21	130.4

2024 TEAM GAME-BY-GAME

Date	Opponent	Rushing				Receiving				Passing				Kick Returns				Punt Returns				tot off		
		no.	yds	td	lg	no.	yds	td	lg	cmp	att	int	yds	td	lg	no.	yds	td	lg	no.	yds		td	lg
08/31/2024	at Nebraska	24	56	0	13	16	149	1	38	16	26	2	149	1	38	3	48	0	18	1	29	0	29	205
09/07/2024	Southern Utah	36	124	1	19	23	299	2	65	23	30	0	299	2	65	1	23	0	23	0	0	0	0	423
09/14/2024	at Liberty	30	91	0	18	26	244	1	60	26	43	2	244	1	60	3	43	0	16	1	18	0	18	335
09/21/2024	at Colorado St.	25	48	0	11	26	276	2	55	26	44	1	276	2	55	2	39	0	23	1	-4	0	0	324
10/03/2024	Sam Houston	34	119	1	11	15	204	1	52	15	29	2	204	1	52	3	48	0	18	2	20	0	10	323
10/10/2024	at Western Ky.	41	152	0	16	14	178	1	76	14	24	1	178	1	76	6	185	1	100	1	-1	0	0	330
10/16/2024	FIU	46	211	2	42	14	161	1	62	14	23	1	161	1	62	3	65	0	24	2	6	0	4	372
10/22/2024	at Louisiana Tech	47	166	0	22	9	85	1	47	9	16	0	85	1	47	0	0	0	0	1	19	0	19	251
UTEP		283	967	4	42	143	1596	10	76	143	235	9	1596	10	76	21	451	1	100	9	87	0	29	2563
Opponents		336	1497	17	73	141	1697	13	59	141	212	6	1697	13	59	14	375	0	58	12	52	0	13	3194

UTEP Averages

Games	Avg/ rush	Avg/ catch	Pass effic	KR avg	PR avg	All purpose avg/game	Total offense avg/game
8	3.4	11.2	124.3	21.5	9.7	397.9	320.4

Date	Opponent	Tackles			Sacks	Fumble	Pass Defense			blkd	PAT attempts			off					
		ua	a total	tfl-yds			no-yds	ff	fr-yds		int-yds	qbh	brup	kick	kick	rush	rcv	saf	t/o
08/31/2024	at Nebraska	52	42	94	3.0-8	1-6	1	1-0	0-0	2	2	0	1-1	0	0	0	0	0	7
09/07/2024	Southern Utah	34	38	72	11.0-28	4-18	1	0-0	0-0	0	4	0	3-3	0	0	0	0	0	24
09/14/2024	at Liberty	37	38	75	4.0-17	2-10	1	2-0	0-0	0	0	0	1-1	0	0	0	0	7	10
09/21/2024	at Colorado St.	25	56	81	9.0-31	2-12	0	0-0	1-0	2	3	0	2-2	0	0	0	0	3	17
10/03/2024	Sam Houston	44	46	90	5.0-19	3-17	0	1-0	0-0	3	3	0	3-3	0	0	0	0	7	21
10/10/2024	at Western Ky.	36	32	68	7.0-35	3-21	0	0-0	1-1	2	2	0	2-2	0	0	0	0	0	17
10/16/2024	FIU	28	34	62	8.0-22	2-10	0	0-0	4-81	2	2	0	3-3	0	0	0	0	10	30
10/22/2024	at Louisiana Tech	29	34	63	9.0-42	4-22	0	0-0	0-0	0	3	0	1-1	0	0	0	0	0	10
UTEP		285	320	605	56.0-202	21-116	3	4-0	6-82	11	19	0	16-16	0	0	0	0	27	136
Opponents		268	318	586	59.0-189	19-91	6	4-38	9-134	28	28	3	28-28	1	0	1	35	242	

Date	Opponent	Punting										Field Goals			Kickoffs			
		no.	yds	avg	long	blkd	tb	fc	50+	i20	md-att	long	blkd	no.	yds	avg	tb	ob
08/31/2024	at Nebraska	6	235	39.2	41	0	0	2	0	1	0-0	0	0	4	181	45.3	1	0
09/07/2024	Southern Utah	5	181	36.2	45	0	0	1	0	1	1-3	43	0	4	201	50.3	2	1
09/14/2024	at Liberty	4	170	42.5	54	0	0	2	1	1	1-2	25	0	3	185	61.7	0	0
09/21/2024	at Colorado St.	6	169	28.2	39	1	0	2	0	1	1-1	45	0	4	253	63.3	1	0
10/03/2024	Sam Houston	8	346	43.3	66	0	0	2	1	3	0-0	0	0	4	254	63.5	2	0
10/10/2024	at Western Ky.	3	114	38.0	42	0	0	1	0	0	1-1	42	0	4	253	63.3	2	1
10/16/2024	FIU	6	174	29.0	49	1	0	1	0	2	3-3	44	0	7	451	64.4	4	0
10/22/2024	at Louisiana Tech	7	219	31.3	58	1	0	1	1	1	1-2	44	0	3	134	44.7	0	0
UTEP		45	1608	35.7	66	3	0	12	3	10	8-12	45	0	33	1912	57.9	12	2
Opponents		37	1435	38.8	63	0	2	12	5	16	10-12	54	0	46	2909	63.2	19	2

2024 GAME-BY-GAME COMPARISON

Opponent	Score	First Downs			Rushing Number-Yards	Passing		Total Offense Plays-Yards	Return Yards	Turn- Overs	
		Total	Rush	Pass		Pen	Comp-Att.-Int				Yards
Nebraska	7-40	12 / 30	5 / 11	7 / 14	0 / 5	24-56 / 47-223	16-26-2 / 25-36-0	149 / 284	50-205 / 83-507	77 / 118	2 / 1
Southern Utah	24-27	17 / 21	9 / 14	7 / 6	1 / 1	36-124 / 47-268	23-30-0 / 11-18-0	299 / 115	66-423 / 65-383	23 / 21	0 / 0
Liberty	10-28	18 / 19	8 / 8	9 / 10	1 / 1	30-91 / 43-179	26-43-2 / 15-19-0	244 / 228	73-335 / 62-407	61 / 78	3 / 2
Colorado St.	17-27	15 / 14	2 / 9	12 / 5	1 / 0	25-48 / 43-224	26-44-1 / 14-22-1	276 / 132	69-324 / 65-356	35 / 45	1 / 1
Sam Houston	21-41	15 / 26	4 / 10	9 / 13	2 / 3	34-119 / 51-293	15-29-2 / 19-31-0	204 / 224	63-323 / 82-517	68 / 99	4 / 1
Western Ky.	17-44	18 / 20	10 / 10	7 / 10	1 / 0	41-152 / 42-218	14-24-1 / 18-27-1	178 / 264	65-330 / 69-482	185 / 63	1 / 1
FIU	30-21	20 / 14	13 / 3	5 / 10	2 / 1	46-211 / 33-85	14-23-1 / 17-28-4	161 / 202	69-372 / 61-287	152 / 112	2 / 4
Louisiana Tech	10-14	14 / 12	9 / 1	3 / 11	2 / 0	47-166 / 30-7	9-16-0 / 22-31-0	85 / 248	63-251 / 61-255	19 / 63	0 / 0
Totals	136-242	129 / 156	60 / 66	59 / 79	10 / 11	283-967 / 336-1497	143-235-9 / 141-212-6	1596 / 1697	518-2563 / 548-3194	620 / 599	13 / 10

Opponents	3rd Down Conversion	4th Down Conversion	Time of Possession	TOP Margin	Avg Yds/Rush	Avg Yds/Pass	Avg Yds/Play	Punting Number-Avg	Penalties Number-Yards	Sacks
Nebraska	3-10 / 11-17	0-0 / 0-2	21:28 / 38:32	-17:04	2.3 / 4.7	5.7 / 7.9	4.1 / 6.1	6-39.2 / 2-48.5	9-76.0 / 3-35.0	1 / 2
Southern Utah	5-16 / 8-15	2-2 / 0-0	28:36 / 31:24	-02:48	3.4 / 5.7	10.0 / 6.4	6.4 / 5.9	5-36.2 / 4-33.8	14-122.0 / 9-80.0	4 / 3
Liberty	3-14 / 5-13	1-3 / 0-0	29:14 / 30:46	-01:32	3.0 / 4.2	5.7 / 12.0	4.6 / 6.6	4-42.5 / 6-40.2	2-25.0 / 2-20.0	2 / 3
Colorado St.	7-17 / 3-14	0-2 / 2-4	26:42 / 33:18	-06:36	1.9 / 5.2	6.3 / 6.0	4.7 / 5.5	6-28.2 / 4-38.5	2-18.0 / 3-25.0	2 / 3
Sam Houston	4-15 / 7-17	0-1 / 1-2	24:43 / 35:17	-10:34	3.5 / 5.7	7.0 / 7.2	5.1 / 6.3	8-43.3 / 6-40.0	12-120.0 / 7-60.0	3 / 3
Western Ky.	8-15 / 6-14	0-3 / 4-4	30:23 / 29:37	00:46	3.7 / 5.2	7.4 / 9.8	5.1 / 7.0	3-38.0 / 2-43.5	2-13.0 / 5-50.0	3 / 3
FIU	4-14 / 3-13	1-1 / 1-2	30:04 / 29:56	00:08	4.6 / 2.6	7.0 / 7.2	5.4 / 4.7	6-29.0 / 6-40.7	3-35.0 / 7-49.0	2 / 1
Louisiana Tech	1-14 / 6-17	2-4 / 0-1	28:48 / 31:12	-02:24	3.5 / 0.2	5.3 / 8.0	4.0 / 4.2	7-31.3 / 7-33.9	2-8.0 / 5-50.0	4 / 1
Totals	35-115 / 49-120	6-16 / 8-15	219:58 / 260:02	-40:04	3.4 / 4.5	6.8 / 8.0	4.9 / 5.8	45-35.7 / 37-38.8	46-417.0 / 41-369.0	21 / 19

Note: Game totals are displayed in the format TEAM/OPPONENT for each category

UTEP INDIVIDUAL CAREER HIGHS

JOSIAH ALLEN (SPUR)

Tackles _____ 8, at UA (9/16/23)
 Fumbles recovered _____ 1, at LA Tech (10/8/22)
 Pass Breakups _____ 2, 2x, last vs. SUU (9/7/24)
 Tackles for loss _____ 1.0, 4x, last at WKU (10/10/24)
 Sacks _____ 1.0, 2x, last at WKU (10/10/24)

ELIJAH BALDWIN (DL)

Tackles _____ 1, at WKU (10/10/24)

CHASE BIBLER (DT)

Tackles _____ 1, 2x, last vs. Liberty (11/25/23)

AMIR BOYD-MATTHEWS (CB)

Tackles _____ 4, 2x, last at UTSA (11/26/22)
 Pass Breakups _____ 1, 4x, last at LT (10/22/24)
 Tackles for loss _____ 1.0, at MT (11/18/23)
 Interceptions _____ 1, vs. FIU (10/16/24)

DYLAN BROWN-TURNER (LB)

Tackles _____ 2, at WKU (10/10/24)

JOHN BURRIS III (CB)

Tackles _____ 1, 5x, last vs. Liberty (11/25/23)

KORY CHAPMAN (SPUR)

Points Scored _____ 6, vs. SH (10/3/24)
 Tackles _____ 13, vs. SUU (9/7/24)
 Tackles for loss _____ 3.5, at LT (10/22/24)
 Sacks _____ 1.0, 2x, last at LT (10/22/24)
 QB Hurries _____ 1, at CSU (9/21/24)
 Fumble Recovered _____ 1, vs. SH (10/3/24)

ASHTON COKER (DT)

Tackles _____ 2, vs. FIU (10/16/24)
 Tackles for loss _____ 0.5, vs. FIU (10/16/24)

JUSTIN CONTENT (CB)

Pass Breakups _____ 1, vs. SH (10/3/24)

KYRAN DUHON (LB)

Tackles _____ 6, at CSU (9/21/24)
 Sacks _____ 1.0, 2x, last at LT (10/22/24)
 Tackles for loss _____ 1.0, 2x, last at LT (10/22/24)
 Pass Breakups _____ 1, at LT (10/22/24)

TRAY DUNSON (LB)

Tackles _____ 3, at NEB (8/31/24)

JOSHUA DYE (RB)

Receptions _____ 1, at NEB (8/31/24)
 Receiving Yards _____ 11, at NEB (8/31/24)
 Long reception _____ 11, at NEB (8/31/24)

NATE DYMAN (LB)

Tackles _____ 10, 2x, last at WKU (10/10/24)
 Tackles for loss _____ 1.5, 2x, last vs. FIU (10/16/24)
 Pass Breakups _____ 1, 3x, last at LT (10/22/24)
 Fumbles Recovered _____ 1, at LU (9/14/24)
 QB Hurry _____ 1, 3x, last vs. FIU (10/16/24)

BUZZ FLABIANO (K)

Points scored _____ 13, at SH (10/25/23)
 Kick PATs _____ 4, 4x, last vs. Liberty (11/25/23)
 Points by kicking _____ 13, at SH (10/25/23)
 Field goals made _____ 3, 2x, last vs. FIU (10/16/24)
 Field goal attempts _____ 4, at FIU (10/11/23)
 Long field goal _____ 45, at CSU (9/21/24)

JAVONI GARDERE (WR)

Points Scored _____ 6, at UA (9/16/23)
 Receptions _____ 2, vs. Liberty (11/25/23)
 Receiving yards _____ 25, at UA (9/16/23)
 Receiving TDs _____ 1, at UA (9/16/23)
 Long reception _____ 25, at UA (9/16/23)
 All-purpose yards _____ 25, at UA (9/16/23)

TREY GOODMAN (WR)

Receptions _____ 6, at LU (9/14/24)
 Receiving Yards _____ 54, at LU (9/14/24)
 Long reception _____ 15, at LU (9/14/24)
 Rush attempts _____ 1, vs. FIU (10/16/24)
 Rushing yards _____ 9, vs. FIU (10/16/24)
 Long rush _____ 9, vs. FIU (10/16/24)
 All-purpose yards _____ 54, at LU (9/14/24)

DEVIN GOREE (DE)

Tackles _____ 3, at NEB (8/31/24)
 Sacks _____ 0.5, vs. SUU (9/7/24)
 Tackles for loss _____ 0.5, vs. SUU (9/7/24)
 QB Hurry _____ 1, vs. SH (10/3/24)

JAIME GUERRERO (S)

Tackles _____ 1, 2x, last vs. SUU (9/7/24)

JAKE HALL (LB)

Tackles _____ 2, vs. LA Tech (9/29/23)
 Tackles for loss _____ 0.5, vs. LA Tech (9/29/23)

CADEN HARRIS (WR)

Kickoff Returns _____ 1, 2x, last at MT (11/18/23)
 Kickoff Yards _____ 28, at NU (9/9/23)
 Long KOR _____ 28, at NU (9/9/23)

DORIAN HOPKINS (LB)

Tackles _____ 16, at NEB (8/31/24)
 Tackles for loss _____ 2.5, at CSU (9/21/24)
 Fumbles Recovered _____ 1, at NEB (8/31/24)
 Fumbles Forced _____ 1, vs. SUU (9/7/24)
 Interceptions _____ 1, vs. FIU (10/16/24)

LANDON HULLABY (S)

Tackles _____ 6, vs. SH (10/3/24)
 Forced Fumbles _____ 1, at NEB (8/31/24)
 Pass Breakups _____ 1, vs. SH (10/3/24)

KEVIN HURLEY (WR)

Points Scored _____ 6, 3x, last vs. Liberty (11/25/23)
 Pass attempts _____ 4, at UA (9/16/23)
 Pass completions _____ 3, at UA (9/16/23)
 Pass yards _____ 57, vs. Liberty (11/25/23)
 Pass TDs _____ 1, 2x, last vs. Liberty (11/25/23)
 Long pass _____ 54, vs. Liberty (11/25/23)
 Rush attempts _____ 12, vs. LA Tech (9/29/23)
 Rush yards _____ 41, vs. LA Tech (9/29/23)
 Rushing TDs _____ 1, 3x, last vs. Liberty (11/25/23)
 Long rush _____ 18, vs. LA Tech (9/29/23)
 Total offense att. _____ 5, 2x, last vs. Liberty (11/25/23)
 Total offense yards _____ 58, vs. Liberty (11/25/23)
 All-purpose yards _____ 41, vs. LA Tech (9/29/23)

JEVON JACKSON (RB)

Points Scored _____ 12, vs. FIU (10/16/24)
 Rush attempts _____ 26, vs. FIU (10/16/24)
 Rushing yards _____ 148, vs. FIU (10/16/24)
 Long rush _____ 42, vs. FIU (10/16/24)
 Rushing TDs _____ 1, vs. FIU (10/16/24)
 Receptions _____ 4, vs. SUU (9/7/24)
 Receiving Yards _____ 22, 2x, last vs. FIU (10/16/24)
 Long reception _____ 22, vs. FIU (10/16/24)
 Receiving TDs _____ 1, 2x, last vs. FIU (10/16/24)
 Total offense attempts _____ 27, vs. FIU (10/16/24)
 Total offense yards _____ 148, vs. FIU (10/16/24)
 All-purpose yards _____ 170, vs. FIU (10/16/24)

ADAM JACKLIN

Punts _____ 8, vs. SH (10/3/24)
 Punt yards _____ 346, vs. SH (10/3/24)
 Punt average _____ 43.2, vs. SUU (9/7/24)
 Long punt _____ 66, vs. SUU (9/7/24)

KD JOHNSON (DT)

Tackles _____ 8, vs. Liberty (11/25/23)
 QB Hurries _____ 1, 2x, last vs. SH (10/3/24)
 Tackles for loss _____ 2.0, vs. SUU (9/7/24)
 Sacks _____ 2.0, vs. SUU (9/7/24)

EZELL JOLLY (RB)

Points Scored _____ 6, vs. SH (10/3/24)
 Rush attempts _____ 27, at WKU (10/10/24)
 Rushing yards _____ 119, at WKU (10/10/24)
 Long rush _____ 14, 2x, last at WKU (10/10/24)
 Rushing TDs _____ 1, vs. SH (10/3/24)
 Receptions _____ 4, at MT (11/18/23)
 Receiving Yards _____ 21, at WKU (10/10/24)
 Long reception _____ 20, at UA (9/16/23)
 Total offense attempts _____ 29, at WKU (10/10/24)
 Total offense yards _____ 119, at WKU (10/10/24)
 All-purpose yards _____ 140, at WKU (10/10/24)

JAYLIN JONES (BANDIT)

Tackles _____ 1, 3x, last at LT (10/22/24)

JOEY LIGHTFOOT (NT)

Tackles _____ 1, 2x, last vs. FIU (10/16/24)

SKYLER LOCKLEAR (QB)

Points Scored _____ 12, vs. SUU (9/7/24)
 Pass attempts _____ 43, at LU (9/14/24)
 Pass completions _____ 26, at LU (9/14/24)
 Pass yards _____ 295, at NEB (8/31/24)
 Pass TDs _____ 1, 3x, last at LU (9/14/24)
 Long pass _____ 65, vs. SUU (9/7/24)
 Rush attempts _____ 15, vs. SUU (9/7/24)
 Rush yards _____ 47, vs. SUU (9/7/24)
 Long rush _____ 11, at NEB (8/31/24)
 Rushing TDs _____ 1, vs. SUU (9/7/24)
 Receptions _____ 1, 2x, at LU (9/14/24)
 Receiving Yards _____ 4, vs. SUU (9/7/24)
 Long reception _____ 4, vs. SUU (9/7/24)
 Receiving TDs _____ 1, vs. SUU (9/7/24)
 Total offense att. _____ 45, vs. SUU (9/7/24)
 Total offense yards _____ 342, vs. SUU (9/7/24)
 All-purpose yards _____ 51, vs. SUU (9/7/24)

JULIAN LOPEZ (TE)

Receptions _____ 1, 3x, last vs. WKU (11/4/23)
 Receiving Yards _____ 8, vs. WKU (11/4/23)
 Long Reception _____ 8, vs. WKU (11/4/23)

CADE MCCONNELL (QB)

Pass attempts _____ 41, at MT (11/18/23)
 Pass completions _____ 24, at MT (11/18/23)
 Pass yards _____ 364, at MT (11/18/23)
 Pass TDs _____ 2, 3x, last at CSU (9/21/24)
 Long pass _____ 80, 2x, last at MT (11/18/23)
 Rush attempts _____ 6, 2x, last at MT (11/18/23)
 Rush yards _____ 15, at SH (10/25/23)
 Long rush _____ 13, at SH (10/25/23)
 Total offense att. _____ 47, at MT (11/18/23)
 Total offense yards _____ 354, at MT (11/18/23)
 All-purpose yards _____ 13, at SH (10/25/23)

OSCAR MOORE (S)

Tackles _____ 8, at MT (11/18/23)
 Interceptions _____ 1, 2x, last at MT (11/18/23)
 Tackles for loss _____ 0.5, vs. SUU (9/7/24)

A'TIQ MUHAMMAD (CB)

Tackles _____ 1, 2x, last at NU (9/9/23)

UTEP INDIVIDUAL CAREER HIGHS

ASHTON NICKELBERRY (WR)

Receptions _____ 1, at NEB (8/31/24)
 Receiving Yards _____ 3, at NEB (8/31/24)
 Long reception _____ 3, at NEB (8/31/24)
 All-purpose yards _____ 3, at NEB (8/31/24)

KENNY ODOM (WR)

Points Scored _____ 12, at CSU (9/21/24)
 Receptions _____ 7, at CSU (9/21/24)
 Receiving Yards _____ 128, at CSU (9/21/24)
 Long reception _____ 76, at WKU (10/10/24)
 Receiving TDs _____ 2, at CSU (9/21/24)
 Kickoff Returns _____ 3, vs. SH (10/3/24)
 Kickoff Yards _____ 48, vs. SH (10/3/24)
 Long KOR _____ 23, at CSU (9/21/24)
 All-purpose yards _____ 97, vs. SUU (9/7/24)

AJ ODUMS (CB)

Tackles _____ 7, at NEB (8/31/24)
 Pass breakups _____ 3, 2x last at CSU (9/21/24)
 Interceptions _____ 1, at CSU (9/21/24)

JP PICKLES (QB)

Pass attempts _____ 5, at LT (10/22/24)
 Pass completions _____ 2, at LT (10/22/24)
 Pass yards _____ 9, at LT (10/22/24)
 Long pass _____ 8, at LT (10/22/24)
 Rush attempts _____ 12, at LT (10/22/24)
 Rush yards _____ 53, at LT (10/22/24)
 Long rush _____ 12, at LT (10/22/24)
 Total offense att. _____ 12, at LT (10/22/24)
 Total offense yards _____ 62, at LT (10/22/24)
 All-purpose yards _____ 53, at LT (10/22/24)

MICHAEL RAY JR. (S)

Tackles _____ 1, at CSU (9/21/24)

JALEN RAYAM (LB)

Tackles _____ 1, at NEB (8/31/24)

HUNTER RAPOLLA (LB)

Tackles _____ 1, 3x, last at WKU (10/10/24)

LANTZ RUSSELL (S)

Tackles _____ 12, vs. SH (10/3/24)
 Sacks _____ 1.0, 2x, last vs. FIU (10/16/24)
 Tackles for loss _____ 2.0, at WKU (10/10/24)
 Pass Breakups _____ 1, vs. SUU (9/7/24)
 Interceptions _____ 1, 2x, last vs. FIU (10/16/24)

LUKE SEIB (WR)

Receptions _____ 1, vs. NMSU (10/18/23)
 Receiving Yards _____ 14, vs. NMSU (10/18/23)
 Long Reception _____ 14, vs. NMSU (10/18/23)
 All-purpose yards _____ 14, vs. NMSU (10/18/23)

JAYLON SHELTON (CB)

Tackles _____ 8, at NEB (8/31/24)
 Pass Breakups _____ 1, vs. FIU (10/16/24)

STRATTON SHUFELT (LB)

Tackles _____ 7, at WKU (10/10/24)
 Pass Breakups _____ 1, at WKU (10/10/24)
 QB Hurries _____ 1, at WKU (10/10/24)

JADEN SMITH (WR)

Receptions _____ 7, at LU (9/14/24)
 Receiving Yards _____ 56, vs. SUU (9/7/24)
 Long reception _____ 41, at NEB (8/31/24)
 Rush attempts _____ 1, at NEB (8/31/24)
 Rushing yards _____ -1, at NEB (8/31/24)
 Long rush _____ -1, at NEB (8/31/24)
 Pass attempts _____ 1, vs. SUU (9/7/24)
 Pass completions _____ 1, vs. SUU (9/7/24)
 Pass yards _____ 4, vs. SUU (9/7/24)
 Pass TDs _____ 1, vs. SUU (9/7/24)
 Long pass _____ 4, vs. SUU (9/7/24)
 All-purpose yards _____ 56, vs. SUU (9/7/24)

SHAY SMITH (QB)

Pass attempts _____ 2, at NEB (8/31/24)
 Pass completions _____ 2, at NEB (8/31/24)
 Pass yards _____ 14, at NEB (8/31/24)
 Long pass _____ 11, at NEB (8/31/24)
 Rush attempts _____ 2, at NEB (8/31/24)
 Rush yards _____ 1, at LU (9/14/24)
 Long rush _____ 1, at LU (9/14/24)
 Total offense att. _____ 4, at NEB (8/31/24)
 Total offense yards _____ 8, at NEB (8/31/24)
 All-purpose yards _____ 1, at LU (9/14/24)

XAVIER SMITH (S)

Tackles _____ 10, at LU (9/14/24)
 Fumbles recovered _____ 1, at LU (9/14/24)

TEVITA TAFUNA (NT)

Tackles _____ 5, at JSU (8/26/23)
 Tackles for Loss _____ 1.0, 2x, last at LU (9/14/24)
 Sacks _____ 1.0, at LU (9/14/24)
 QB Hurries _____ 1, at Boise State (9/10/21)
 Pass Breakups _____ 1, at UNM (9/17/22)
 Fumbles recovered _____ 1, vs. MT (10/29/22)
 Forced fumbles _____ 1, at LU (9/14/24)

EKOW TAYLOR (BANDIT)

Tackles _____ 2, vs. SUU (9/7/24)
 Tackles for loss _____ 0.5, vs. SUU (9/7/24)
 Sacks _____ 0.5, vs. SUU (9/7/24)

ANGELO TEJADA (LS)

Tackles _____ 1, 2x, last at SH (10/25/23)

BRYTON THOMPSON (DE)

Tackles _____ 12, at CSU (9/21/24)
 Tackles for loss _____ 2.5, at CSU (9/21/24)
 Sacks _____ 1.0, 6x, last vs. SH (10/3/24)
 Forced fumbles _____ 1, vs. NMSU (9/10/22)

KAM THOMAS (MB)

Points Scored _____ 6, at NEB (8/31/24)
 Rush attempts _____ 6, vs. SH (10/3/24)
 Rushing yards _____ 2, at NEB (8/31/24)
 Long rush _____ 2, at NEB (8/31/24)
 Receptions _____ 8, at LU (9/14/24)
 Receiving Yards _____ 99, vs. SUU (9/7/24)
 Long reception _____ 65, vs. SUU (9/7/24)
 Receiving TDs _____ 1, at NEB (8/31/24)
 Punt Returns _____ 1, at NEB (8/31/24)
 Punt Return Yards _____ 29, at NEB (8/31/24)
 Long PR _____ 29, at NEB (8/31/24)
 Kickoff Returns _____ 2, at NEB (8/31/24)
 Kickoff Return Yards _____ 43, at LU (9/14/24)
 Long KOR _____ 23, vs. SUU (9/7/24)
 Total offense attempts _____ 8, at NEB (8/31/24)
 Total offense yards _____ 2, at NEB (8/31/24)
 All-purpose yards _____ 132, at NEB (8/31/24)

SIONE TONGA'UIHA (NT)

Tackles _____ 3, 6x, last vs. FIU (10/16/24)
 Sacks _____ 1.0, at NEB (8/31/24)
 Tackles for loss _____ 1.0, 3x, last vs. FIU (10/16/24)
 QB Hurries _____ 1, at NM State (8/28/21)
 Pass Breakups _____ 1, vs. Liberty (11/25/23)

LOGOLOGO VA'A (DT)

Tackles _____ 4, vs. UNLV (9/23/23)
 Tackles for loss _____ 1.0, 2x, last at NU (9/9/23)
 QB Hurries _____ 1, at SH (10/25/23)

MARCUS VINSON (TE)

Points Scored _____ 6, 2x, last vs. SH (10/3/24)
 Receptions _____ 3, vs. SUU (9/7/24)
 Receiving Yards _____ 52, vs. SH (10/3/24)
 Long Reception _____ 52, vs. SH (10/3/24)
 Receiving TDs _____ 1, 2x, last vs. SH (10/3/24)

QUINZAVIOUS WARREN (NT)

Tackles _____ 1, vs. SUU (9/7/24)

MAURICE WESTMORELAND (BANDIT)

Tackles _____ 6, 2x, last vs. FIU (10/16/24)
 QB Hurries _____ 2, at NEB (8/31/24)
 Tackles for loss _____ 3.5, at FIU (10/11/23)
 Sacks _____ 2.5, at FIU (10/11/23)
 Pass breakups _____ 2, vs. UNLV (9/23/23)
 Forced fumbles _____ 1, at SH (10/25/23)

DILLION WILLIAMS (SPUR)

Tackles _____ 5, vs. FIU (10/16/24)
 Interceptions _____ 1, vs. FIU (10/16/24)

COREY WREN (MB)

Points Scored _____ 6, at WKU (10/10/24)
 Rush attempts _____ 5, at CSU (9/21/24)
 Rushing yards _____ 19, at CSU (9/21/24)
 Long rush _____ 9, at NEB (8/31/24)
 Receptions _____ 1, at WKU (10/10/24)
 Receiving Yards _____ 6, at WKU (10/10/24)
 Long reception _____ 6, at WKU (10/10/24)
 Kickoff Returns _____ 4, at WKU (10/10/24)
 Kickoff Yards _____ 151, at WKU (10/10/24)
 Long KOR _____ 100, at WKU (10/10/24)
 KOR for TDs _____ 1, at WKU (10/10/24)
 Total offense attempts _____ 5, at CSU (9/21/24)
 Total offense yards _____ 19, at CSU (9/21/24)
 All-purpose yards _____ 157, at WKU (10/10/24)

UTEP FOOTBALL 2024 RECAPS

Game #1

	UTEP (0-1, 0-0)	7
	Nebraska (1-0, 0-0)	40

Lincoln, Neb. • Memorial Stadium (86,072)
Aug. 31, 2024

UTEP tied the game at seven apiece however Nebraska would go on to score 33 unanswered points to down the Miners 40-7 in Memorial Stadium on Tom Osborne Field on Aug. 31.

The Cornhuskers (1-0) ran up 507 yards on 83 plays, including 223 yards on the ground with three rushing scores. Nebraska added 30 first downs, was only penalized three times (35 yards) and finished 11-of-17 on third-down conversions. The Miners (0-1) tallied 205 yards while being penalized nine times (76 yards).

Nebraska struck first with a 72-yard touchdown drive on 12 plays, resulting in a Dante Dowdell five-yard touchdown run.

Following UTEP's first possession where it was forced to punt, the Miners' defense settled in and stopped the Cornhuskers on a fourth-and-5 to get the ball back at their own 37.

UTEP took advantage and went 63 yards on only three plays to score its first touchdown in the Walden era. Skyler Locklear, in his first career collegiate start, found Kam Thomas for a 38-yard touchdown strike to tie the game 7-7 with 2:24 left in the first quarter.

Locklear started the game 5-for-5 with 59 yards and a TD. He finished 11-of-17 with 115 yards a touchdown and an interception. Thomas opened his UTEP debut with 71 yards on seven receptions and a score.

On Nebraska's fourth drive, the Cornhuskers drove the ball down inside the 20 but Dowdell fumbled the ball following a 12-yard rush. Landon Hullaby was credited with a forced fumble while Dorian Hopkins recovered the ball at the UTEP 3 at the 10:48 mark of the second quarter.

SCORE BY QUARTERS

TEAM	1ST	2ND	3RD	4TH	TOTAL
UTEP	7	0	0	0	7
NEBRASKA	7	23	7	3	40

QTR TIME SCORING PLAY

1st	09:00	NEB - Dowdell 5-yard rush (Alvano kick), 12-72, 05:54
	02:24	UTEP - Thomas 38-yard pass from Locklear (Flabiano kick), 3-63, 00:42
2nd	10:29	NEB - Robinson safety, 00:19
	10:04	NEB - Neyor 59-yard pass from Raiola (Alvano kick), 2-59, 00:18
	05:34	NEB - Ervin Jr. 3-yard rush (Alvano kick), 8-63, 03:45
	00:02	NEB - Banks 21-yard pass from Raiola (Alvano kick), 9-59, 02:03
3rd	05:34	NEB - Ervin Jr. 1-yard rush (Alvano kick), 11-73, 05:04
4th	09:22	NEB - Alvano 20-yard FG, 17-87, 09:26

TEAM STATISTICS

	UTEP	NEB
First Downs	12	30
Rushing Attempts-Yards	24-56	47-223
Passing Yards	149	284
Passes	16-26-2	25-36-0
Total Offense	205	507
Punt Returns-Yards	1-29	3-25
Kickoff Returns-Yards	3-48	3-75
Punts-Average	6-39.2	2-48.5
Fumbles-Lost	0-0	1-1
Penalties-Yards	9-76	3-35
Time of Possession	21:28	38:32

UTEP Leaders

Passing	C-A-I	YDS	TD	LG
Locklear	11-17-1	115	1	38

Rushing	ATT.	YDS	TD	LG
Jackson	10	32	0	13
Locklear	4	15	0	11

Receiving	Rec.	YDS	TD	LG
Thomas	7	71	1	38
Smith	4	33	0	21

Tackles	U-A-T	Sack-YD	TFL-YD	FR
Hopkins	6-10-16	0.0-0	1.0-1	1
Chapman	4-6-10	0.0-0	0.0-0	0

Nebraska Leaders

Passing	C-A-I	YDS	TD	LG
Raiola	19-27-0	238	2	59

Rushing	ATT.	YDS	TD	LG
Johnson	8	71	0	42
Dowdell	8	55	1	12

Receiving	Rec.	YDS	TD	LG
Neyor	6	121	1	59
Banks	4	61	1	17

Tackles	U-A-T	Sack-YD	TFL-YD	INT
Hartzog Jr.	5-0-5	0.0-0	0.0-0	1
Gbayor	2-3-5	0.0-0	1.5-2	0

Game #2

	Southern Utah (1-1, 0-0)	27 [ot]
	UTEP (0-2, 0-0)	24

El Paso, Texas • Sun Bowl Stadium (41,609)
Sept. 7, 2024

The UTEP football team came up short in Scotty Walden's home debut as Southern Utah used a strong second half to down the Miners 27-24 in overtime in front of 41,607 rowdy fans at Sun Bowl Stadium on Sept. 7.

The Miners (0-2) tallied 423 yards of total offense, including 299 in the air. However, 14 penalties for 122 yards and the Thunderbirds' (1-1) rushing attack (268 yards) were too much for UTEP to overcome.

SUU's Targhee Lambson ran downhill, picking up 183 yards on 20 carries (9.2 avg.) and two touchdowns. Lambson's first TD got the T-Birds within three points (17-14) while his second score put his squad up 21-17 at the 13:15 mark of the fourth quarter.

UTEP starting quarterback Skyler Locklear did a little of everything in his Sun Bowl debut. The redshirt sophomore threw for 295 yards on 22-of-29 passing and a touchdown. Not only did he toss one, but he also rushed for a score and caught another. Locklear added 47 yards on the ground.

Locklear's touchdown reception was off a four-yard pass from Jaden Smith with no time left on the clock. The Miners tied the game at 24 apiece following Buzz Flabiano's PAT to take the contest into overtime.

SUU got the ball first and Danny King converted a 33-yard field goal to take a three-point advantage. The Miners came up short on their possession in the extra period. Flabiano attempted to tie the game with a 38-yard attempt that was missed. The Miners were fortunate as an offside penalty was called that extended the game. UTEP, behind a loud fan base urging their Miners, came up short again as Flabiano missed a 32-yard attempt that ended the contest.

SCORE BY QUARTERS

TEAM	1ST	2ND	3RD	4TH	OT1	TOTAL
SUU	6	0	8	10	3	27
UTEP	14	3	0	7	0	24

QTR TIME SCORING PLAY

1st	10:33	UTEP - Jackson 5-yard pass from Locklear (Flabiano kick), 9-75, 04:27
	06:09	SUU - Mitchell 40-yard pass from Barron (Lambson rush failed), 8-75, 04:24
	01:35	UTEP - Locklear 4-yard rush (Flabiano kick), 11-75, 04:34
2nd	02:57	UTEP - Flabiano 43-yard FG, 7-50, 02:59
3rd	06:31	SUU - Lambson 20-yard rush (Bails rush), 6-50, 02:53
4th	13:15	SUU - Lambson 46-yard rush (King kick), 4-60, 01:37
	02:39	SUU - King 38-yard FG, 11-59, 05:37
	00:00	UTEP - Locklear 4-yard pass from Smith (Flabiano kick), 9-77, 02:34
OT1	00:00	SUU - King 33-yd FG, 7-9

TEAM STATISTICS

	SUU	UTEP
First Downs	21	7
Rushing Attempts-Yards	47-268	36-124
Passing Yards	115	299
Passes	11-18-0	23-30-0
Total Offense	383	423
Punt Returns-Yards	1-0	0-0
Kickoff Returns-Yards	1-21	1-23
Punts-Average	4-33.8	5-36.2
Fumbles-Lost	2-0	2-0
Penalties-Yards	9-80	14-122
Time of Possession	31:24	28:36

UTEP Leaders

Passing	C-A-I	YDS	TD	LG
Locklear	22-29-0	295	1	65

Rushing	ATT.	YDS	TD	LG
Jackson	20	80	0	19
Locklear	15	47	0	15

Receiving	Rec.	YDS	TD	LG
Thomas	5	99	0	65
Odom	5	97	0	44

Tackles	U-A-T	Sack-YD	TFL-YD	FF
Chapman	7-6-13	0.0-0	2.5-0	0
Hopkins	2-7-9	0.0-0	0.0-0	1

SUU Leaders

Passing	C-A-I	YDS	TD	LG
Berry	10-17-0	75	0	27

Rushing	ATT.	YDS	TD	LG
Lambson	20	183	2	46
Berry	13	53	0	21

Receiving	Rec.	YDS	TD	LG
Mitchell	3	62	1	40
Carr	2	32	0	27

Tackles	U-A-T	Sack-YD	TFL-YD	INT
Rocha	7-2-9	0.0-0	1.0-4	0
Cullimore	5-3-8	0.5-1	1.5-2	0

UTEP FOOTBALL 2024 RECAPS

Game #3

	UTEP (0-3, 0-1)	10
	[RV] Liberty (3-0, 2-0)	28

Lynchburg, Va. • Williams Stadium (21,805)
Sept. 14, 2024

UTEP cleaned up the penalties and scored on a long pass play to get within four points while the Miners' defense stepped up and made plays, however, Liberty scored two touchdowns late in the contest to pull away 28-10 in Williams Stadium on Sept. 14.

The Miners (0-3, 0-1 Conference USA) held the Flames (3-0, 2-0 CUSA) to only 187 rushing yards as LU came into the ball game averaging 248.0 per game. The UTEP defense also held Liberty under 100 yards of its season average (503.0 ypg).

After last week's 14 penalties, UTEP only committed two all game for a total of 25 yards. Liberty started the game 2-for-3 on third downs, but the Miners' D stopped the Flames on the next six third-down plays. Liberty finished the game 5-of-13.

Skyler Locklear finished with 244 yards on career bests of attempts (43) and completions (26). He also found Kenny Odom on a 60-yard touchdown pass in the third quarter to make the score 14-10 early in the third quarter. For Odom, it was a career-long reception and his first score in a UTEP uniform.

Kam Thomas finished with 129 all-purpose yards, his third consecutive triple-digit game. Thomas added 68 yards on eight receptions, while Jaden Smith tallied 42 yards on seven catches and Trey Goodman recorded 54 yards on six grabs.

Defensively, Kory Chapman registered his third consecutive double-digit tackle effort (11) to lead the Miners and posted his first full sack in two seasons. Xavier Smith tallied 10 tackles, his most in a UTEP uniform, and his fourth collegiate career double-digit tackle performance. Smith added his first collegiate fumble recovery. Nate Dyman added a career-high nine stops, a TFL and recovered his first career fumble. Tevita Tafuna recorded his first career sack and forced fumble.

SCORE BY QUARTERS

TEAM	1ST	2ND	3RD	4TH	TOTAL
UTEP	3	0	7	0	10
LIBERTY	7	7	7	7	28

QTR TIME SCORING PLAY

1st	09:40	UTEP - Flabiano 25-yard FG, 8-37, 03:26
	04:34	LU - Lucas 12-yard rush (Karhu kick), 10-84, 05:00
2nd	14:35	LU - Lucas 1-yard rush (Karhu kick), 2-24, 00:13
3rd	12:26	UTEP - Odom 60-yard pass from Locklear (Flabiano kick), 4-71, 01:11
	02:07	LU - Lucas 2-yard rush (Karhu kick), 7-81, 03:11
4th	06:51	LU - Mobley 13-yard pass from Salter (Karhu kick), 7-87, 03:47

TEAM STATISTICS

	UTEP	LU
First Downs	18	19
Rushing Attempts-Yards	30-91	43-187
Passing Yards	244	228
Passes	26-43-2	15-19-0
Total Offense	335	415
Punt Returns-Yards	1-18	1-7
Kickoff Returns-Yards	3-43	2-25
Punts-Average	4-42.5	6-40.2
Fumbles-Lost	1-1	3-2
Penalties-Yards	2-25	2-20
Time of Possession	29:14	30:46

UTEP Leaders				
Passing	C-A-I	YDS	TD	LG
Locklear	23-43-2	244	1	60
Rushing				
Jackson	15	67	0	18
Locklear	13	20	0	11
Receiving				
Thomas	8	68	0	21
Smith	7	42	0	17
Tackles				
Chapman	5-6-11	1.0-6	1.0-6	0
Smith	4-6-10	0.0-0	0.0-0	1

Liberty Leaders				
Passing	C-A-I	YDS	TD	LG
Salter	15-19-0	228	1	33
Rushing				
Lucas	21	104	3	19
Cooley	6	45	0	28
Receiving				
Sibley	4	77	0	30
Mobley	4	36	1	15
Tackles				
Carter	9-4-13	0.5-2	0.5-2	0
Bazile Jr.	2-6-8	0.0-0	0.5-2	0

Game #4

	UTEP (0-4, 0-1)	17
	Colorado State (2-2, 0-0)	27

Fort Collins, Colo. • Canvas Stadium (29,151)
Sept. 21, 2024

UTEP found itself down 21 points at the midway point of the third quarter but two quick touchdown passes from Cade McConnell to Kenny Odom cut the lead to seven points. However, a late field goal from Colorado State downed UTEP 27-17 on Sept. 21 in Canvas Stadium.

McConnell was inserted to start the second half and engineered drives of 75 and 92 yards both resulting in Odom touchdowns. Odom took the first one 28 yards to the house to make the score 24-10 at the 4:26 mark of the third, while he used his burners for a 55-yard touchdown to get within seven points to start the fourth quarter.

UTEP (0-4, 0-1 CUSA) improved on its third-down conversions going 7 for 17, the most converted this season thus far, while keeping the penalties down to just two for the second game in a row. It's the least penalties (four) in a two-game span since 2018. The Miners only gained 92 yards in the first half but ended up with 324 yards of total offense. Colorado State (2-2, 0-0 MWC) rushed for 224 yards on 43 carries led by Avery Morrow's 156 yards and two touchdowns.

Odom recorded a collegiate career-best 128 yards on seven receptions (ties career best) and a career-most two touchdown receptions. McConnell threw for 220 yards on 19-of-29 passing in the second half of action.

Despite committing only two penalties, the second was a holding miscue that called back a potential 67-yard pick-six by Josiah Allen that could've helped tie the game at the two-minute mark. UTEP missed out on converting a pair of fourth-down plays. The first came on a third-and-1 with 7:18 left in the game. The ball was snapped high and McConnell recovered for a four-yard loss that led to a fourth-and-5. McConnell's pass was incomplete to Odom.

SCORE BY QUARTERS

TEAM	1ST	2ND	3RD	4TH	TOTAL
UTEP	0	3	7	7	17
CSU	7	7	10	3	27

QTR TIME SCORING PLAY

1st	08:52	CSU - Morrow 2-yard rush (Noyes kick), 12-75, 06:08
2nd	06:12	UTEP - Flabiano 45-yard FG, 4-1, 01:28
	05:24	CSU - Morrow 73-yard rush (Noyes kick), 2-80, 00:44
3rd	11:54	CSU - Winfield 5-yard pass from Fowler-Nicolosi (Noyes kick), 3-7, 00:53
	07:32	CSU - Noyes 37-yard FG, 8-42, 03:40
	04:26	UTEP - Odom 28-yard pass from McConnell (Flabiano kick), 7-75, 03:06
4th	14:51	UTEP - Odom 55-yard pass from McConnell (Flabiano kick), 9-92, 02:49
	01:32	CSU - Noyes 39-yard FG, 10-28, 05:43

TEAM STATISTICS

	UTEP	CSU
First Downs	15	14
Rushing Attempts-Yards	25-48	43-224
Passing Yards	276	132
Passes	26-44-1	14-22-1
Total Offense	324	356
Punt Returns-Yards	1--4	2-32
Kickoff Returns-Yards	2-39	2-44
Punts-Average	6-28.2	4-38.5
Fumbles-Lost	3-0	0-0
Penalties-Yards	2-18	3-25
Time of Possession	26:42	33:18

UTEP Leaders				
Passing	C-A-I	YDS	TD	LG
McConnell	19-29-0	220	2	55
Rushing				
Jackson	10	35	0	10
Wren	5	19	0	7
Receiving				
Odom	7	128	2	55
Thomas	6	46	0	32
Tackles				
Thompson	4-8-12	1.0-5	2.5-7	0
Hopkins	5-6-11	0.0-0	2.5-7	0

Colorado State Leaders				
Passing	C-A-I	YDS	TD	LG
Fowler-Nicolosi	14-22-1	132	1	36
Rushing				
Morrow	21	156	2	73
Marshall	14	43	0	23
Receiving				
Person	3	25	0	13
Winfield	3	19	1	11
Tackles				
Jock	8-5-13	0.0-0	1.0-1	1
Wilson	5-5-10	0.0-0	1.0-1	2

UTEP FOOTBALL 2024 RECAPS

Game #5

	Sam Houston (5-1, 2-0)	41
	UTEP (0-5, 0-2)	21

El Paso, Texas • Sun Bowl Stadium (14,454)
Oct. 3, 2024

Sam Houston tallied over 500 yards of total offense and used a 21-point third quarter to down UTEP, 41-21, on Oct. 3 in Sun Bowl Stadium.

The Miners (0-5, 0-2 Conference USA) gained 323 yards of total offense. Miscues hurt UTEP as 12 penalties were called for 120 yards. Running back Ezell Jolly was a bright spot for UTEP as the redshirt freshman rushed for a career-high 76 yards on a career-most 17 carries (4.5 avg) while he added his first career touchdown during the fourth quarter. Tight end Marcus Vinson ran for a career-long 52-yard score and spur Kory Chapman got the Miners on the board with a fumble recovery in the end zone.

The Bearcats (5-1, 2-0 CUSA) won their fourth consecutive game, while the high-powered offense gained 517 yards of total offense and the ground game amassed 293 yards on 51 carries (5.7 avg.) and three touchdowns. Hunter Watson threw a pair of touchdowns, while DJ McKinney ran for 138 yards and two scores. Jay Ducker added 70 yards rushing and a touchdown.

Sam Houston took its first possession and went 75 yards on five plays, resulting in a Ducker 39-yard touchdown run.

On the Miners' first possession, Cade McConnell completed a 50-yard pass to Kenny Odom however a holding call nullified the big pass play and eventually forced to punt.

The Miners' defense came up with a turnover on downs on Sam Houston's second possession, but UTEP gave the ball right back on a trick play at turned into an interception by wide receiver Trey Goodman.

SCORE BY QUARTERS

TEAM	1ST	2ND	3RD	4TH	TOTAL
SHSU	7	10	21	3	41
UTEP	0	7	7	7	21

QTR TIME SCORING PLAY

1st	12:45	SHSU - Ducker 39-yard rush (Pavon kick), 5-75, 02:15
2nd	04:24	SHSU - McKinney 23-yard rush (Pavon kick), 10-81, 03:19
	03:12	UTEP - Chapman 0-yard fumble return (Flabiano kick), 00:04
	00:17	SHSU - Ervin Jr. 3-yard rush (Alvano kick), 8-63, 03:45
3rd	13:23	SHSU - Humphreys 33-yard pass from Watson (Pavon kick), 2-62, 00:38
	05:58	SHSU - Phoenix II 34-yard pass from Watson (Pavon kick), 11-90, 05:06
	03:03	SHSU - Thomas 38-yard pass from Locklear (Flabiano kick), 3-63, 00:42
	00:23	UTEP - Vinson 52-yard pass from McConnell (Flabiano kick), 6-75, 02:40
4th	09:25	UTEP - Jolly 4-yard rush (Flabiano kick), 3-40, 00:41
	02:07	SHSU - Pavon 42-yard FG, 13-50, 07:12

TEAM STATISTICS

	SHSU	UTEP
First Downs	26	15
Rushing Attempts-Yards	51-293	34-119
Passing Yards	224	204
Passes	19-31-0	15-29-2
Total Offense	517	323
Punt Returns-Yards	2-8	2-20
Kickoff Returns-Yards	2-53	3-48
Punts-Average	6-40.0	8-43.2
Fumbles-Lost	1-1	3-2
Penalties-Yards	7-60	12-120
Time of Possession	24:43	35:17


UTEP Leaders

Passing	C-A-I	YDS	TD	LG
McConnell	15-28-1	204	1	52
Rushing	ATT.	YDS	TD	LG
Jolly	17	76	1	10
Thomas	6	26	0	11
Receiving	Rec.	YDS	TD	LG
Thomas	5	31	0	25
Odom	4	70	0	49

Sam Houston Leaders

Passing	C-A-I	YDS	TD	LG
Watson	19-29-0	224	2	34
Rushing	ATT.	YDS	TD	LG
McKinney	14	138	2	59
Ducker	9	70	1	39
Receiving	Rec.	YDS	TD	LG
Evans	4	25	0	11
Smith	3	37	0	19
Tackles	U-A-T	Sack-YD	TFL-YD	FF
Gaither	7-4-11	0.0-0	0.0-0	0
Murray	5-1-6	1.0-7	3.5-10	1

Game #6

	UTEP (0-6, 0-3)	17
	WKU (4-2, 2-0)	44

Bowling Green, Ky. • Houchens Industries-LT Smith Stadium (12,723)
Oct. 10, 2024

Ezell Jolly rushed for a career-high 119 yards, Corey Wren ran back a 100-yard kickoff return for a touchdown and Kenny Odom zoomed past defenders for a career-long 76-yard score, but it wasn't enough as WKU came out with a 44-17 victory over UTEP on Oct. 10 at Houchens Industries-L.T. Smith Stadium.

The Miners (0-6, 0-3 Conference USA) tallied a season-high 152 rushing yards and totaled 330 yards of total offense. UTEP, a week after being called for 12 penalties, was penalized only twice, making it the third consecutive road game in which the Miners were penalized two times.

The Hilltoppers (4-2, 2-0 CUSA) remained undefeated in league play as Caden Veltkamp threw for 264 yards (18-27), three touchdowns and an interception. Veltkamp added a rushing score. WKU gained 482 yards of total offense including 218 on the ground.

Wren was the first Miner to return a kickoff for a score since Oct. 10, 2020, when Duron Lowe took one back at LA Tech. Wren tallied a career-high 151 kickoff yards and totaled a 157 all-purpose yards.

Jolly was the first Miner to gain over 100 yards rushing this season, while he was the first to hit the century mark in rushing yards since Deion Hankins did so at Sam Houston on Oct. 25, 2023. Jolly recorded a career-most 140 all-purpose yards.

Defensively, true freshman linebacker Stratton Shufelt made his first career start and responded with a career-high seven tackles, along with his first career pass breakup and a quarterback hurry. Shufelt's breakup in the end zone led to a Lantz Russell interception. Shufelt broke up the pass and batted the ball into Russell's hands for his first career interception. Russell tallied a team-high 11 tackles.

SCORE BY QUARTERS

TEAM	1ST	2ND	3RD	4TH	TOTAL
UTEP	7	0	10	0	17
WKU	14	13	7	10	44

QTR TIME SCORING PLAY

1st	07:40	WKU - Smith 30-yard pass from Veltkamp (Carneiro kick), 4-74, 01:38
	07:02	UTEP - Odom 76-yard pass from McConnell (Flabiano kick), 2-80, 00:33
	02:18	WKU - Mathison 12-yard rush (Carneiro kick), 1-12, 00:05
2nd	10:55	WKU - Carneiro 25-yard FG, 9-51, 04:34
	05:32	WKU - Veltkamp 2-yard rush (Carneiro kick), 10-43 03:43
	00:00	WKU - Carneiro 42-yard FG, 12-23, 02:53
3rd	14:47	UTEP - Wren 100-yard kickoff return (Flabiano kick), 00:00
	05:29	UTEP - Flabiano 42-yard FG, 11-57, 05:36
	04:32	WKU - Mathison 14-yard pass from Veltkamp (Carneiro kick), 3-75, 00:57
4th	12:27	WKU - Mathison 3-yard pass from Veltkamp (Carneiro kick), 6-52, 02:33
	04:49	WKU - Carneiro 54-yard FG, 7-30, 03:32

TEAM STATISTICS

	UTEP	WKU
First Downs	18	20
Rushing Attempts-Yards	41-152	42-218
Passing Yards	178	264
Passes	14-24-1	18-27-1
Total Offense	330	482
Punt Returns-Yards	1--1	1-6
Kickoff Returns-Yards	6-185-TD	1-19
Punts-Average	3-38.0	2-43.5
Fumbles-Lost	0-0	0-0
Penalties-Yards	2-13	5-50
Time of Possession	30:23	29:37

UTEP Leaders

Passing	C-A-I	YDS	TD	LG
McConnell	3-7-1	96	1	76
Rushing	ATT.	YDS	TD	LG
Jolly	27	119	0	14
Locklear	6	23	0	16
Receiving	Rec.	YDS	TD	LG
Goodman	5	41	0	19
Thomas	3	24	0	12

WKU Leaders

Passing	C-A-I	YDS	TD	LG
Veltkamp	18-27-1	264	3	57
Rushing	ATT.	YDS	TD	LG
Young	16	60	0	10
Berry	3	55	0	28
Receiving	Rec.	YDS	TD	LG
Messer	6	106	0	57
Johnson	5	82	0	20

Tackles	U-A-T	Sack-YD	TFL-YD	INT
Russell	8-3-11	0.0-0	2.0-11	1
Dyman	3-7-10	0.0-0	0.0-0	0
Tackles	U-A-T	Sack-YD	TFL-YD	QBH
Benjamin	3-4-7	1.5-15	1.0-4	1
Ellis	2-5-7	0.0-0	0.0-0	0

UTEP FOOTBALL 2024 RECAPS

Game #7

	FIU (2-5, 1-2)	21
	UTEP (1-6, 1-3)	30

El Paso, Texas • Sun Bowl Stadium (11,373)
Oct. 16, 2024

The "Orange Swarm" defense intercepted four passes, Jevon Jackson rushed for a season-high 148 yards and scored two touchdowns, and Buzz Flabiano connected on a trio of field goals to lead the Miners past FIU 30-21 and give head coach Scotty Walden his first victory at UTEP on Oct. 16.

The Miners (1-6, 1-3 Conference USA) won their first game in almost a year, racking up a season-high 211 rushing yards, including 372 yards of total offense. UTEP's "Blue Blaze" offense scored a season-most 30 points, including 10 in the final frame. UTEP added a season-high 20 first downs, including a campaign-best 13 on the ground.

Jackson, who totaled 170 all-purpose yards, scored on a 22-yard reception while his one-yard touchdown rush put the Miners ahead for good 27-21 early in the fourth quarter. It was the first time Jackson scored twice in a game since playing at Austin Peay last season. Flabiano's third field goal, a make from 39 yards, put his squad up nine points (30-21) with 2:30 left in the contest.

UTEP's "Orange Swarm" defense stepped up on a night where it played fast and furious. The Miners allowed season-lows in rushing yards (85) and total yards (287) while only yielding 3-of-13 third-down conversions.

The tenacious D intercepted four passes in a single game for the first time since Oct. 15, 2011, at Tulane. The first pick came from Dorian Hopkins on a huge turnover in the red zone. FIU had driven the ball down to the UTEP 12. However, Hopkins, who intercepted his first collegiate pass, returned it 84 yards. The turnover led to a Skyler Locklear three-yard touchdown rush to open the second quarter and give the Miners a 10-7 edge.

SCORE BY QUARTERS

TEAM	1ST	2ND	3RD	4TH	TOTAL
FIU	7	7	7	0	21
UTEP	3	14	3	10	30

QTR TIME SCORING PLAY

1st	11:49	FIU - Patterson 16-yard pass from Jenkins (Prado kick), 3-30, 01:18
	10:31	UTEP - Flabiano 27-yard FG, 5-65, 01:18
2nd	14:29	UTEP - Locklear 3-yard rush (Flabiano kick), 2-10, 01:03
	06:17	FIU - Rivers 33-yard pass from Jones (Prado kick), 6-67, 02:46
	00:25	UTEP - Jackson 22-yard pass from Locklear (Flabiano kick), 4-42, 01:11
3rd	10:00	UTEP - Flabiano 44-yard FG, 5-22, 01:14
	00:38	FIU - Owens 8-yard rush (Prado kick), 1-8, 00:05
4th	11:29	UTEP - Jackson 1-yard rush (Flabiano kick), 10-76, 04:03
	02:30	UTEP - Flabiano 39-yard FG, 6-16, 02:26

TEAM STATISTICS

	FIU	UTEP
First Downs	14	20
Rushing Attempts-Yards	33-85	46-211
Passing Yards	202	161
Passes	17-28-4	14-23-1
Total Offense	287	372
Punt Returns-Yards	1-2	2-6
Kickoff Returns-Yards	2-80	3-65
Punts-Average	6-40.7	6-29.0
Fumbles-Lost	3-0	1-1
Penalties-Yards	7-49	3-35
Time of Possession	29:56	30:04



UTEP Leaders

Passing	C-A-I	YDS	TD	LG
Locklear	14-23-1	161	1	62
Rushing	ATT.	YDS	TD	LG
Jackson	26	148	1	42
Jolly	9	41	0	7
Receiving	Rec.	YDS	TD	LG
Odum	4	95	0	62
Goodman	4	25	0	8
Tackles	U-A-T	Sack-YD	TFL-YD	INT
Russell	4-5-9	1.0-5	1.5-6	1
Westmoreland	4-2-6	1.0-5	1.0-5	0

FIU Leaders

Passing	C-A-I	YDS	TD	LG
Jones	6-11-1	92	1	33
Rushing	ATT.	YDS	TD	LG
Owens	9	36	1	12
Joseph	8	21	0	6
Receiving	Rec.	YDS	TD	LG
Burris	7	68	0	22
Rivers	5	91	1	33
Tackles	U-A-T	Sack-YD	TFL-YD	FF
Evans	8-11-19	0.0-0	1.0-3	1
Barnes	2-13-15	0.0-0	1.5-4	0

Game #8

	UTEP (1-7, 1-4)	10
	LA Tech (2-2, 3-4)	14

Ruston, La. • Joe Aillet Stadium (15,168)
Oct. 22, 2024

The UTEP "Orange Swarm" defense allowed only seven yards rushing and under 300 yards of total offense for a second straight game, but LA Tech scored a go-ahead touchdown with just over six minutes remaining in the game to come out with a 14-10 victory on Oct. 22 in Joe Aillet Stadium.

The Miners (1-7, 1-4 Conference USA) rushed for 166 yards, led by Jevon Jackson's 112 yards on 22 carries (5.1 avg.) - his second straight 100-yard game. Jackson's 100-yard game was the third straight game in which a UTEP player hit the century mark in rushing, which hadn't happened since the 2014 season. Freshman JP Pickles rushed for 53 yards in his first collegiate game action. Pickles came into relief after starting quarterback Skyler Locklear was knocked out of the contest. UTEP was penalized two times, making it only eight penalties in its last four road games.

LA Tech (3-4, 2-2 CUSA) was held to 255 yards of total offense, but Evan Bullock threw for 248 yards on 22-of-30 passing and a touchdown. Amani Givens scored on a one-yard rush, followed by Buck Buchanan's PAT giving the Bulldogs a 14-10 advantage with 6:28 left in the game.

The seven yards allowed rushing by the Miner D was the lowest since yielding seven yards at ULM in 2020. UTEP allowed under 300 yards of total offense in two consecutive games for the first time since 2022 (299 at New Mexico, 177 versus Boise State). Maurice Westmoreland tallied a season-high 2.0 sacks. The senior has 4.5 sacks in the last four games. Kory Chapman, after missing a few games with an injury, led the defense with eight tackles while collecting a career-high 3.5 tackles and a sack. The Miners registered four sacks as freshman Kyran Duhon was in on the sack party. UTEP added nine tackles for loss.

SCORE BY QUARTERS

TEAM	1ST	2ND	3RD	4TH	TOTAL
UTEP	7	0	3	0	10
LT	0	7	0	7	14

QTR TIME SCORING PLAY

1st	08:59	UTEP - Thomas 47-yard pass from Locklear (Flabiano kick), 8-94, 03:02
2nd	05:49	LT - Lewis 48-yard pass from Bullock (Buchanan kick), 4-73, 01:58
3rd	02:02	UTEP - Flabiano 44-yard FG, 8-53, 03:43
4th	06:28	LT - Givens 1-yard rush (Buchanan kick), 11-97, 05:27

TEAM STATISTICS

	UTEP	LT
First Downs	14	12
Rushing Attempts-Yards	47-166	30-7
Passing Yards	85	248
Passes	9-16-0	22-31-0
Total Offense	251	255
Punt Returns-Yards	1-19	2-17
Kickoff Returns-Yards	0-0	2-60
Punts-Average	7-31.3	7-33.9
Fumbles-Lost	1-0	0-0
Penalties-Yards	2-8	5-50
Time of Possession	28:48	31:12

UTEP Leaders

Passing	C-A-I	YDS	TD	LG
Locklear	7-11-0	76	1	47
Rushing	ATT.	YDS	TD	LG
Jackson	22	112	0	22
Pickles	12	53	0	12
Receiving	Rec.	YDS	TD	LG
Thomas	5	67	1	47
Goodman	2	13	0	11
Tackles	U-A-T	Sack-YD	TFL-YD	INT
Chapman	4-4-8	1.0-5	3.5-11	0
Allen	4-2-6	0.0-0	0.5-1	0

LA Tech Leaders

Passing	C-A-I	YDS	TD	LG
Bullock	22-30-0	248	1	48
Rushing	ATT.	YDS	TD	LG
Holiday	6	18	0	8
Givens	6	11	1	6
Receiving	Rec.	YDS	TD	LG
Holiday	6	93	0	32
Edwards	6	41	0	16
Tackles	U-A-T	Sack-YD	TFL-YD	QBH
Foster	6-5-11	0.0-0	0.0-0	0
Fields	4-7-11	0.0-0	0.0-0	2