



Officials: Darron George, Marques Pettigrew, Chris Pacsi

Middle Tenn. - 59

Record: 6-12 (0-3)

NO.	Name	F/G	Min	FG	3P	FT	Rebounds			Fouls		TP	AS	TO	ST	Blocks		+/-
				M-A	M-A	M-A	OR	DR	TOT	PF	FD					BS	BA	
31	Jared Coleman-Jones	F	37:00	5-9	0-2	6-7	3	8	11	3	7	16	6	5	0	2	2	-11
3	Jestin Porter	G	27:60	3-5	0-2	0-2	1	3	4	4	3	6	0	4	0	0	0	-12
4	Justin Bufford	G	25:38	2-4	0-2	2-4	1	1	2	2	3	6	0	2	4	0	0	-8
10	Elias King	G	33:55	6-15	3-8	0-0	0	3	3	2	2	15	0	1	1	0	1	-14
15	Jacob Johnson	G	26:09	4-5	0-0	2-3	3	3	6	1	2	10	0	4	0	1	1	-12
11	Tre Green		04:43	0-1	0-1	1-2	0	0	0	1	1	1	0	2	0	0	0	-4
13	Chris Loofe		03:00	1-1	0-0	0-0	0	2	2	1	0	2	0	1	0	0	0	-3
14	Jalen Jordan		24:27	1-6	1-6	0-0	0	0	0	2	0	3	3	5	0	0	0	-4
1	Ty Mosley		17:09	0-1	0-1	0-0	3	1	4	4	0	0	1	3	1	0	0	-2
Team							1	2	3			0		0				
<b>Totals</b>				22-47	4-22	11-18	12	23	35	20	18	59	10	27	6	3	4	-14

Shooting By Period		
1 <sup>st</sup> FG%	9-18	50.0%
3PT%	1-8	12.5%
FT%	6-10	60%
2 <sup>nd</sup> FG%	13-29	44.8%
3PT%	3-14	21.4%
FT%	5-8	62.5%
GM FG%	22-47	46.8%
3PT%	4-22	18.2%
FT%	11-18	61.1%

Dead Ball Rebounds: 4, 0

Technical Fouls::NONE

UTEP - 73

Record: 10-8 (1-2)

NO.	Name	F/G	Min	FG	3P	FT	Rebounds			Fouls		TP	AS	TO	ST	Blocks		+/-
				M-A	M-A	M-A	OR	DR	TOT	PF	FD					BS	BA	
23	Otis Frazier III	F	35:25	6-6	1-1	8-11	1	3	4	3	7	21	2	1	8	1	0	19
34	Kevin Kalu	F	11:39	0-1	0-0	2-2	1	1	2	2	1	2	0	0	0	0	0	-5
0	Zid Powell	G	31:26	2-8	1-3	5-6	1	3	4	1	6	10	1	3	1	0	2	18
2	Tae Hardy	G	33:53	7-14	3-7	3-4	0	1	1	3	3	20	2	2	1	0	0	15
4	Corey Camper Jr.	G	31:08	5-8	0-1	0-0	0	0	0	1	0	10	0	1	1	0	0	16
13	Calvin Solomon		16:58	0-2	0-0	2-4	1	4	5	1	2	2	1	2	3	1	0	14
33	Elijah Jones		09:36	2-2	1-1	0-0	0	2	2	2	0	5	0	1	0	2	0	4
5	David Terrell Jr.		18:21	1-4	0-0	1-2	0	1	1	5	1	3	1	3	2	0	1	-5
11	Trey Horton		07:01	0-2	0-1	0-0	0	0	0	0	0	0	0	0	0	0	0	-4
3	Baylor Hebb		02:46	0-1	0-0	0-0	0	0	0	0	0	0	0	0	0	0	0	-3
20	Garrett Levesque		01:47	0-0	0-0	0-0	0	0	0	0	0	0	0	0	0	0	0	1
Team							2	1	3			0		0				
<b>Totals</b>				23-48	6-14	21-29	6	16	22	18	20	73	7	13	16	4	3	14

Shooting By Period		
1 <sup>st</sup> FG%	10-27	37.0%
3PT%	3-8	37.5%
FT%	11-13	84.6%
2 <sup>nd</sup> FG%	13-21	61.9%
3PT%	3-6	50.0%
FT%	10-16	62.5%
GM FG%	23-48	47.9%
3PT%	6-14	42.9%
FT%	21-29	72.4%

Dead Ball Rebounds: 4, 0

Technical Fouls::NONE

	MTSU	UTEP
Biggest lead	0 (1 <sup>st</sup> 20:00)	17 (2 <sup>nd</sup> 5:55)
Best Scoring Run	5 (1 <sup>st</sup> 7:04)	10 (1 <sup>st</sup> 0:49)
Lead Changes	0	
Times Tied	0	
Time with Lead	00:00	38:56

Points from	MTSU	UTEP
Turnovers	18	28
Paint	34	20
Second Chance	11	7
Fast Breaks	6	24
Bench	6	10

	Period by Period Scoring		
	1st	2nd	TOT
MTSU	25	34	59
UTEP	34	39	73



**Period 1**

**Quarter Starters:**

<b>UTEP</b>	0 Powell Z	2 Hardy T	4 Camper Jr. C	23 Frazier III O	34 Kalu K
<b>MTSU</b>	3 Porter J	4 Bufford J	10 King E	15 Johnson J	31 Coleman-Jones J

Game Time	UTEP	Score	Diff	MTSU
20:00	34 KALU K jumpball won			31 COLEMAN-JONES J jumpball lost
19:42	34 KALU K 2pt FG in the paint, hook shot missed			
19:38				10 KING E defensive rebound (1)
19:17	34 KALU K foul shooting (1 - 1)			4 BUFFORD J foul drawn (1)
19:17				4 BUFFORD J free throw 1 - 2 missed
19:17				offensive dead ball rebound (1)
19:17	34 KALU K substitution out			
19:17	13 SOLOMON C substitution in			
19:16				4 BUFFORD J free throw 2 - 2 missed
19:15				31 COLEMAN-JONES J offensive rebound (1)
19:16	23 FRAZIER III O steal (1)			31 COLEMAN-JONES J turnover lost ball (1)
18:56	0 POWELL Z 3pt FG from turnover, step back jump shot made (3)	<b>3-0</b>	<b>3</b>	
18:56	23 FRAZIER III O assist (1)			
18:40	4 CAMPER JR. C steal (1)			15 JOHNSON J turnover lost ball (1)
18:34	4 CAMPER JR. C 2pt FG fast break from turnover in the paint, dunk, made (2)	<b>5-0</b>	<b>5</b>	
18:09				10 KING E 2pt FG in the paint, dunk, blocked
18:09	23 FRAZIER III O block (1)			
18:04	23 FRAZIER III O defensive rebound (1)			
18:03	23 FRAZIER III O 2pt FG fast break in the paint, driving layup made (2)	<b>7-0</b>	<b>7</b>	
18:03	23 FRAZIER III O foul drawn (1)			3 PORTER J foul shooting (1 - 1)
18:03				15 JOHNSON J substitution out
18:03				11 GREEN T substitution in
18:03	23 FRAZIER III O free throw fast break 1 - 1 made (3)	<b>8-0</b>	<b>8</b>	
17:48		<b>8-2</b>	<b>6</b>	10 KING E 2pt FG in the paint, dunk, made (2)
17:48				31 COLEMAN-JONES J assist (1)
17:22	13 SOLOMON C 2pt FG in the paint, pull up jump shot missed			
17:19				10 KING E defensive rebound (2)
17:06	23 FRAZIER III O steal (2)			10 KING E turnover lost ball (1)
16:58	Timeout 30 Sec			
16:43	0 POWELL Z 2pt FG from turnover outside the paint, pull up jump shot made (5)	<b>10-2</b>	<b>8</b>	
16:30				3 PORTER J turnover lost ball (1)
16:15	0 POWELL Z 2pt FG from turnover in the paint, jump shot missed			
16:12				31 COLEMAN-JONES J defensive rebound (2)
16:03	13 SOLOMON C steal (1)			3 PORTER J turnover lost ball (2)
15:58	4 CAMPER JR. C 2pt FG from turnover in the paint, dunk, missed			
15:58				defensive rebound (5)
15:58				Timeout media
15:58				31 COLEMAN-JONES J substitution out
15:58				13 LOOFE C substitution in



**Middle Tenn. at UTEP**

01/18/24 Don Haskins Center, El Paso, Texas  
2023-24 Men's Basketball

**Game Time:** 7:00 PM  
**Game Duration:** 2:05  
**Attendance:** 3,833

**Officials:** Darron George, Marques Pettigrew, Chris Pacsi

Game Time	UTEP	Score	Diff	MTSU
15:54	13 SOLOMON C steal (2)			11 GREEN T turnover bad pass (1)
15:48	2 HARDY T 3pt FG from turnover, pull up jump shot missed			
15:44				4 BUFFORD J defensive rebound (1)
15:29	13 SOLOMON C foul shooting (1 - 2)			11 GREEN T foul drawn (1)
15:29				11 GREEN T free throw 1 - 2 missed
15:29				offensive dead ball rebound (2)
15:29	13 SOLOMON C substitution out			
15:29	33 JONES E substitution in			
15:29				3 PORTER J substitution out
15:29				14 JORDAN J substitution in
15:29		<b>10-3</b>	<b>7</b>	11 GREEN T free throw 2 - 2 made (1)
15:09	2 HARDY T 2pt FG in the paint, driving layup made (2)	<b>12-3</b>	<b>9</b>	
15:09	2 HARDY T foul drawn (1)			4 BUFFORD J foul shooting (1 - 2)
15:09				13 LOOFE C substitution out
15:09				31 COLEMAN-JONES J substitution in
15:09	2 HARDY T free throw 1 - 1 made (3)	<b>13-3</b>	<b>10</b>	
14:48				11 GREEN T 3pt FG , pull up jump shot missed
14:43				4 BUFFORD J offensive rebound (2)
14:40				11 GREEN T turnover (2)
14:40	0 POWELL Z substitution out			
14:40	23 FRAZIER III O substitution out			
14:40	5 TERRELL JR. D substitution in			
14:40	11 HORTON T substitution in			
14:40				4 BUFFORD J substitution out
14:40				11 GREEN T substitution out
14:40				3 PORTER J substitution in
14:40				15 JOHNSON J substitution in
14:29	33 JONES E 3pt FG from turnover, pull up jump shot made (3)	<b>16-3</b>	<b>13</b>	
14:29	2 HARDY T assist (1)			
14:14		<b>16-5</b>	<b>11</b>	10 KING E 2pt FG in the paint, dunk, made (4)
14:14				14 JORDAN J assist (1)
13:52	11 HORTON T 3pt FG , pull up jump shot missed			
13:49				15 JOHNSON J defensive rebound (1)
13:42	5 TERRELL JR. D steal (1)			14 JORDAN J turnover bad pass (1)
13:38	4 CAMPER JR. C substitution out			
13:38	3 HEBB B substitution in			
13:38				3 PORTER J substitution out
13:38				1 MOSLEY T substitution in
13:25	2 HARDY T 2pt FG from turnover outside the paint, pull up jump shot missed			
13:21				31 COLEMAN-JONES J defensive rebound (3)
13:15	33 JONES E foul shooting (1 - 3)			31 COLEMAN-JONES J foul drawn (1)
13:15		<b>16-6</b>	<b>10</b>	31 COLEMAN-JONES J free throw 1 - 2 made (1)
13:15	2 HARDY T substitution out			
13:15	0 POWELL Z substitution in			
13:15		<b>16-7</b>	<b>9</b>	31 COLEMAN-JONES J free throw 2 - 2 made (2)
12:50	0 POWELL Z 3pt FG , pull up jump shot missed			
12:47				15 JOHNSON J defensive rebound (2)
12:41	0 POWELL Z foul drawn (1)			31 COLEMAN-JONES J foul offensive (1 - 3)



**Middle Tenn. at UTEP**

01/18/24 Don Haskins Center, El Paso, Texas  
2023-24 Men's Basketball

**Game Time:** 7:00 PM  
**Game Duration:** 2:05  
**Attendance:** 3,833

**Officials:** Darron George, Marques Pettigrew, Chris Pacsi

Game Time	UTEP	Score	Diff	MTSU
12:41				31 COLEMAN-JONES J turnover offensive (2)
12:41	33 JONES E substitution out			
12:41	34 KALU K substitution in			
12:41				14 JORDAN J substitution out
12:41				3 PORTER J substitution in
12:19	5 TERRELL JR. D 2pt FG from turnover in the paint, layup blocked			
12:19				31 COLEMAN-JONES J block (1)
12:19	34 KALU K offensive rebound (1)			
12:19	34 KALU K foul drawn (1)			10 KING E foul shooting (1 - 4)
12:19	34 KALU K free throw fast break 1 - 2 made (1)	<b>17-7</b>	<b>10</b>	
12:19	34 KALU K free throw fast break 2 - 2 made (2)	<b>18-7</b>	<b>11</b>	
12:02				3 PORTER J 3pt FG , jump shot missed
11:59				31 COLEMAN-JONES J offensive rebound (4)
11:56				10 KING E 2pt FG second chance outside the paint, pull up jump shot missed
11:53	34 KALU K defensive rebound (2)			
11:34	3 HEBB B 2pt FG outside the paint, turnaround jump shot missed			
11:31				31 COLEMAN-JONES J defensive rebound (5)
11:25		<b>18-10</b>	<b>8</b>	10 KING E 3pt FG , jump shot made (7)
11:25				31 COLEMAN-JONES J assist (2)
10:52	0 POWELL Z turnover bad pass (1)			
10:52	Timeout media			
10:52	3 HEBB B substitution out			
10:52	5 TERRELL JR. D substitution out			
10:52	11 HORTON T substitution out			
10:52	2 HARDY T substitution in			
10:52	4 CAMPER JR. C substitution in			
10:52	23 FRAZIER III O substitution in			
10:25				3 PORTER J turnover travel (3)
10:25				3 PORTER J substitution out
10:25				14 JORDAN J substitution in
10:00	4 CAMPER JR. C 2pt FG from turnover outside the paint, turnaround jump shot missed			
09:58				1 MOSLEY T defensive rebound (1)
09:55				1 MOSLEY T turnover bad pass (1)
09:45	23 FRAZIER III O foul drawn (2)			15 JOHNSON J foul shooting (1 - 5)
09:45	23 FRAZIER III O free throw 1 - 2 missed			
09:45	offensive dead ball rebound (1)			
09:45				15 JOHNSON J substitution out
09:45				4 BUFFORD J substitution in
09:45	23 FRAZIER III O free throw 2 - 2 made (4)	<b>19-10</b>	<b>9</b>	
09:27				10 KING E 3pt FG , pull up jump shot missed
09:24				1 MOSLEY T offensive rebound (2)
09:21		<b>19-12</b>	<b>7</b>	10 KING E 2pt FG second chance in the paint, dunk, made (9)
08:54	0 POWELL Z 3pt FG , pull up jump shot missed			
08:51				10 KING E defensive rebound (3)
08:26	34 KALU K foul shooting (2 - 4)			4 BUFFORD J foul drawn (2)
08:26		<b>19-13</b>	<b>6</b>	4 BUFFORD J free throw 1 - 2 made (1)



**Middle Tenn. at UTEP**

01/18/24 Don Haskins Center, El Paso, Texas  
2023-24 Men's Basketball

**Game Time:** 7:00 PM  
**Game Duration:** 2:05  
**Attendance:** 3,833

**Officials:** Darron George, Marques Pettigrew, Chris Pacsi

Game Time	UTEP	Score	Diff	MTSU
08:26	0 POWELL Z substitution out			
08:26	34 KALU K substitution out			
08:26	5 TERRELL JR. D substitution in			
08:26	13 SOLOMON C substitution in			
08:26				14 JORDAN J substitution out
08:26				3 PORTER J substitution in
08:26		<b>19-14</b>	<b>5</b>	4 BUFFORD J free throw 2 - 2 made (2)
08:01	2 HARDY T 3pt FG , step back jump shot made (6)	<b>22-14</b>	<b>8</b>	
07:49	5 TERRELL JR. D foul shooting (1 - 5)			31 COLEMAN-JONES J foul drawn (2)
07:49		Timeout media		
07:49	2 HARDY T substitution out			
07:49	0 POWELL Z substitution in			
07:49				3 PORTER J substitution out
07:49				14 JORDAN J substitution in
07:49				31 COLEMAN-JONES J free throw 1 - 2 missed
07:49				offensive dead ball rebound (3)
07:49		<b>22-15</b>	<b>7</b>	31 COLEMAN-JONES J free throw 2 - 2 made (3)
07:35	0 POWELL Z substitution out			
07:35	2 HARDY T substitution in			
07:33	2 HARDY T turnover lost ball (1)			4 BUFFORD J steal (1)
07:29		<b>22-17</b>	<b>5</b>	4 BUFFORD J 2pt FG from turnover in the paint, dunk, made (4)
07:25	5 TERRELL JR. D foul offensive (2 - 6)			10 KING E foul drawn (1)
07:25	5 TERRELL JR. D turnover offensive (1)			
07:25	5 TERRELL JR. D substitution out			
07:25	11 HORTON T substitution in			
07:04		<b>22-19</b>	<b>3</b>	31 COLEMAN-JONES J 2pt FG from turnover in the paint, turnaround jump shot made (5)
06:43	4 CAMPER JR. C 2pt FG outside the paint, jump shot made (4)	<b>24-19</b>	<b>5</b>	
06:30				1 MOSLEY T turnover (2)
06:30				1 MOSLEY T substitution out
06:30				3 PORTER J substitution in
06:17	11 HORTON T 2pt FG from turnover outside the paint, jump shot missed			
06:14				3 PORTER J defensive rebound (1)
06:04		<b>24-21</b>	<b>3</b>	31 COLEMAN-JONES J 2pt FG in the paint, floating jump shot made (7)
05:39	2 HARDY T turnover lost ball (2)			10 KING E steal (1)
05:29	2 HARDY T substitution out			
05:29	11 HORTON T substitution out			
05:29	13 SOLOMON C substitution out			
05:29	0 POWELL Z substitution in			
05:29	5 TERRELL JR. D substitution in			
05:29	33 JONES E substitution in			
05:29				14 JORDAN J substitution out
05:29				15 JOHNSON J substitution in
05:15		<b>24-23</b>	<b>1</b>	31 COLEMAN-JONES J 2pt FG from turnover in the paint, turnaround jump shot made (9)
04:56	4 CAMPER JR. C 3pt FG , jump shot missed			
04:55				defensive rebound (17)
04:56	Timeout 30 Sec			



**Middle Tenn. at UTEP**

01/18/24 Don Haskins Center, El Paso, Texas  
2023-24 Men's Basketball

**Game Time:** 7:00 PM  
**Game Duration:** 2:05  
**Attendance:** 3,833

**Officials:** Darron George, Marques Pettigrew, Chris Pacsi

Game Time	UTEP	Score	Diff	MTSU
04:56				31 COLEMAN-JONES J substitution out
04:56				13 LOOFE C substitution in
04:40				10 KING E 3pt FG , pull up jump shot missed
04:35	5 TERRELL JR. D defensive rebound (1)			
04:33	5 TERRELL JR. D 2pt FG fast break in the paint, driving layup made (2)	<b>26-23</b>	<b>3</b>	
04:14				3 PORTER J turnover lost ball (4)
04:13				Timeout 30 Sec
04:13	Timeout media			
04:13				13 LOOFE C substitution out
04:13				15 JOHNSON J substitution out
04:13				1 MOSLEY T substitution in
04:13				31 COLEMAN-JONES J substitution in
03:52	5 TERRELL JR. D 2pt FG from turnover in the paint, layup missed			
03:50				31 COLEMAN-JONES J defensive rebound (6)
03:37	5 TERRELL JR. D steal (2)			4 BUFFORD J turnover lost ball (1)
03:33	0 POWELL Z foul drawn (2)			4 BUFFORD J foul shooting (2 - 6)
03:33	0 POWELL Z free throw fast break 1 - 2 made (6)	<b>27-23</b>	<b>4</b>	
03:33	5 TERRELL JR. D substitution out			
03:33	2 HARDY T substitution in			
03:33				4 BUFFORD J substitution out
03:33				14 JORDAN J substitution in
03:33	0 POWELL Z free throw fast break 2 - 2 made (7)	<b>28-23</b>	<b>5</b>	
03:11				10 KING E 3pt FG , jump shot missed
03:06	33 JONES E defensive rebound (1)			
02:49	4 CAMPER JR. C 2pt FG outside the paint, jump shot made (6)	<b>30-23</b>	<b>7</b>	
02:21				3 PORTER J 3pt FG , pull up jump shot missed
02:17	23 FRAZIER III O defensive rebound (2)			
02:03	2 HARDY T 2pt FG outside the paint, pull up jump shot missed			
02:00				31 COLEMAN-JONES J defensive rebound (7)
01:55				14 JORDAN J 3pt FG , jump shot missed
01:52	0 POWELL Z defensive rebound (1)			
01:47	0 POWELL Z foul drawn (3)			14 JORDAN J foul personal (1 - 7)
01:47	0 POWELL Z 1&1 free throw 1 made (8)	<b>31-23</b>	<b>8</b>	
01:47	33 JONES E substitution out			
01:47	20 LEVESQUE G substitution in			
01:47	0 POWELL Z 1&1 free throw 2 made (9)	<b>32-23</b>	<b>9</b>	
01:28	0 POWELL Z foul drawn (4)			31 COLEMAN-JONES J foul offensive (2 - 8)
01:28				31 COLEMAN-JONES J turnover offensive (3)
01:28				31 COLEMAN-JONES J substitution out
01:28				13 LOOFE C substitution in
01:10	2 HARDY T foul drawn (2)			3 PORTER J foul personal (2 - 9)
01:09	2 HARDY T 1&1 free throw 1 missed			
01:06				13 LOOFE C defensive rebound (1)
00:51	23 FRAZIER III O steal (3)			13 LOOFE C turnover bad pass (1)
00:49	23 FRAZIER III O foul drawn (3)			13 LOOFE C foul shooting (1 - 10)
00:49	23 FRAZIER III O free throw fast break 1 - 2 made (5)	<b>33-23</b>	<b>10</b>	
00:49				3 PORTER J substitution out
00:49				11 GREEN T substitution in



Official Basketball Play by Play - First Half

**Middle Tenn. at UTEP**

01/18/24 Don Haskins Center, El Paso, Texas  
2023-24 Men's Basketball

**Game Time:** 7:00 PM

**Game Duration:** 2:05

**Attendance:** 3,833

**Officials:** Darron George, Marques Pettigrew, Chris Pacsi

Game Time	UTEP	Score	Diff	MTSU
00:49	23 FRAZIER III O free throw fast break 2 - 2 made (6)	<b>34-23</b>	<b>11</b>	
00:32		<b>34-25</b>	<b>9</b>	13 LOOFE C 2pt FG in the paint, dunk, made (2)
00:32				14 JORDAN J assist (2)
00:02	2 HARDY T 2pt FG outside the paint, jump shot missed			
00:00				13 LOOFE C defensive rebound (2)
<b>END OF PERIOD</b>				
<b>UTEP 34-25 MTSU</b>				



**Middle Tenn. at UTEP**

01/18/24 Don Haskins Center, El Paso, Texas  
2023-24 Men's Basketball

Game Time: 7:00 PM  
Game Duration: 2:05  
Attendance: 3,833

Officials: Darron George, Marques Pettigrew, Chris Pacsi

**Middle Tenn. - 25**

NO.	Name	F/G	Min	FG	3P	FT	Rebounds			Fouls		TP	AS	TO	ST	Blocks		+/-
							M-A	M-A	M-A	OR	DR					TOT	PF	
31	Jared Coleman-Jones	F	17:00	3-3	0-0	3-4	2	5	7	2	2	9	2	3	0	1	0	-6
3	Jestin Porter	G	14:07	0-2	0-2	0-0	0	1	1	2	0	0	0	4	0	0	0	-15
4	Justin Bufford	G	11:32	1-1	0-0	2-4	1	1	2	2	2	4	0	1	1	0	0	-6
10	Elias King	G	20:00	4-9	1-4	0-0	0	3	3	1	1	9	0	1	1	0	1	-9
15	Jacob Johnson	G	08:08	0-0	0-0	0-0	0	2	2	1	0	0	0	1	0	0	0	-5
11	Tre Green		04:12	0-1	0-1	1-2	0	0	0	0	1	1	0	2	0	0	0	-2
13	Chris Loofe		03:00	1-1	0-0	0-0	0	2	2	1	0	2	0	1	0	0	0	-3
14	Jalen Jordan		10:40	0-1	0-1	0-0	0	0	0	1	0	0	2	1	0	0	0	1
1	Ty Mosley		11:21	0-0	0-0	0-0	1	1	2	0	0	0	0	2	0	0	0	0
Team							0	2	2			0		0				
<b>Totals</b>				9-18	1-8	6-10	4	17	21	10	6	25	4	16	2	1	1	-9

Shooting By Period		
1st FG%	9-18	50.0%
3PT%	1-8	12.5%
FT%	6-10	60%
GM FG%	9-18	50.0%
3PT%	1-8	12.5%
FT%	6-10	60.0%

Dead Ball Rebounds: 3, 0

Technical Fouls::NONE

**UTEP - 34**

NO.	Name	F/G	Min	FG	3P	FT	Rebounds			Fouls		TP	AS	TO	ST	Blocks		+/-
							M-A	M-A	M-A	OR	DR					TOT	PF	
23	Otis Frazier III	F	16:12	1-1	0-0	4-5	0	2	2	0	3	6	1	0	3	1	0	11
34	Kevin Kalu	F	04:58	0-1	0-0	2-2	1	1	2	2	1	2	0	0	0	0	0	-3
0	Zid Powell	G	15:52	2-5	1-3	4-4	0	1	1	0	4	9	0	1	0	0	0	11
2	Tae Hardy	G	15:27	2-6	1-2	1-2	0	0	0	0	2	6	1	2	0	0	0	11
4	Corey Camper Jr.	G	17:14	3-6	0-1	0-0	0	0	0	0	0	6	0	0	1	0	0	12
13	Calvin Solomon		06:45	0-1	0-0	0-0	0	0	0	1	0	0	0	0	2	0	0	5
33	Elijah Jones		06:30	1-1	1-1	0-0	0	1	1	1	0	3	0	0	0	0	0	6
5	David Terrell Jr.		06:45	1-3	0-0	0-0	0	1	1	2	0	2	0	1	2	0	1	-2
11	Trey Horton		05:44	0-2	0-1	0-0	0	0	0	0	0	0	0	0	0	0	0	-4
3	Baylor Hebb		02:46	0-1	0-0	0-0	0	0	0	0	0	0	0	0	0	0	0	-3
20	Garrett Levesque		01:47	0-0	0-0	0-0	0	0	0	0	0	0	0	0	0	0	0	1
Team							0	0	0			0		0				
<b>Totals</b>				10-27	3-8	11-13	1	6	7	6	10	34	2	4	8	1	1	9

Shooting By Period		
1st FG%	10-27	37.0%
3PT%	3-8	37.5%
FT%	11-13	84.6%
GM FG%	10-27	37.0%
3PT%	3-8	37.5%
FT%	11-13	84.6%

Dead Ball Rebounds: 1, 0

Technical Fouls::NONE

	MTSU	UTEP
Biggest lead	0 (1st 20:00)	13 (1st 14:29)
Best Scoring Run	5(1st 7:04)	10(1st 0:49)
Lead Changes	0	
Times Tied	0	
Time with Lead	00:00	18:56

Points from	MTSU	UTEP
Turnovers	6	17
Paint	16	8
Second Chance	2	2
Fast Breaks	0	15
Bench	3	5

	Period by Period Scoring		
	1st	2nd	TOT
MTSU	25	34	59
UTEP	34	39	73



**Middle Tenn. at UTEP**

01/18/24 Don Haskins Center, El Paso, Texas  
2023-24 Men's Basketball

**Game Time:** 7:00 PM  
**Game Duration:** 2:05  
**Attendance:** 3,833

**Officials:** Darron George, Marques Pettigrew, Chris Pacsi

**Period 2**

**Quarter Starters:**

<b>UTEP</b>	0 Powell Z	2 Hardy T	4 Camper Jr. C	23 Frazier III O	34 Kalu K
<b>MTSU</b>	3 Porter J	4 Bufford J	10 King E	15 Johnson J	31 Coleman-Jones J

Game Time	UTEP	Score	Diff	MTSU
20:00	20 LEVESQUE G substitution out			
20:00	34 KALU K substitution in			
20:00				1 MOSLEY T substitution out
20:00				11 GREEN T substitution out
20:00				13 LOOFE C substitution out
20:00				14 JORDAN J substitution out
20:00				3 PORTER J substitution in
20:00				4 BUFFORD J substitution in
20:00				15 JOHNSON J substitution in
20:00				31 COLEMAN-JONES J substitution in
19:43	2 HARDY T steal (1)			15 JOHNSON J turnover lost ball (2)
19:32	0 POWELL Z turnover bad pass (2)			4 BUFFORD J steal (2)
19:28	2 HARDY T foul personal (1 - 1)			4 BUFFORD J foul drawn (3)
19:16		<b>34-27</b>	<b>7</b>	31 COLEMAN-JONES J 2pt FG from turnover in the paint, dunk, made (11)
18:35	4 CAMPER JR. C 2pt FG outside the paint, jump shot made (8)	<b>36-27</b>	<b>9</b>	
18:19		<b>36-30</b>	<b>6</b>	10 KING E 3pt FG , step back jump shot made (12)
18:19				31 COLEMAN-JONES J assist (3)
18:11	23 FRAZIER III O foul drawn (4)			10 KING E foul shooting (2 - 1)
18:11	23 FRAZIER III O free throw fast break 1 - 2 made (7)	<b>37-30</b>	<b>7</b>	
18:11	23 FRAZIER III O free throw fast break 2 - 2 made (8)	<b>38-30</b>	<b>8</b>	
17:46		<b>38-32</b>	<b>6</b>	3 PORTER J 2pt FG in the paint, driving layup made (2)
17:18	23 FRAZIER III O 2pt FG in the paint, turnaround jump shot made (10)	<b>40-32</b>	<b>8</b>	
17:05				31 COLEMAN-JONES J 3pt FG , jump shot missed
17:03				3 PORTER J offensive rebound (2)
17:03	4 CAMPER JR. C foul personal (1 - 2)			3 PORTER J foul drawn (1)
17:03	4 CAMPER JR. C substitution out			
17:03	5 TERRELL JR. D substitution in			
17:02				3 PORTER J substitution out
17:02				14 JORDAN J substitution in
16:49		<b>40-34</b>	<b>6</b>	15 JOHNSON J 2pt FG second chance in the paint, floating jump shot made (2)
16:49				31 COLEMAN-JONES J assist (4)
16:22	23 FRAZIER III O 3pt FG , pull up jump shot made (13)	<b>43-34</b>	<b>9</b>	
16:22	2 HARDY T assist (2)			
16:01				14 JORDAN J 3pt FG , jump shot missed
15:56				offensive rebound (23)
15:56	Timeout media			
15:49		<b>43-36</b>	<b>7</b>	15 JOHNSON J 2pt FG second chance in the paint, turnaround jump shot made (4)
15:49				31 COLEMAN-JONES J assist (5)
15:20				4 BUFFORD J substitution out
15:20				3 PORTER J substitution in



Game Time	UTEP	Score	Diff	MTSU
15:18	2 HARDY T 3pt FG , pull up jump shot missed			
15:08	23 FRAZIER III O offensive rebound (3)			
15:08	23 FRAZIER III O 2pt FG second chance in the paint, layup made (15)	45-36	9	
14:52				31 COLEMAN-JONES J turnover (4)
14:52				10 KING E substitution out
14:52				4 BUFFORD J substitution in
14:28	23 FRAZIER III O turnover bad pass (1)			4 BUFFORD J steal (3)
14:16	23 FRAZIER III O steal (4)			14 JORDAN J turnover bad pass (2)
14:13	0 POWELL Z 2pt FG from turnover in the paint, jump shot blocked			
14:13				15 JOHNSON J block (1)
14:13	offensive rebound (9)			
14:13	0 POWELL Z substitution out			
14:13	4 CAMPER JR. C substitution in			
14:11	5 TERRELL JR. D turnover bad pass (2)			4 BUFFORD J steal (4)
14:04		45-38	7	4 BUFFORD J 2pt FG fast break from turnover in the paint, driving layup made (6)
13:53	23 FRAZIER III O foul drawn (5)			3 PORTER J foul personal (3 - 2)
13:53	34 KALU K substitution out			
13:53	13 SOLOMON C substitution in			
13:53				3 PORTER J substitution out
13:53				1 MOSLEY T substitution in
13:35	5 TERRELL JR. D 2pt FG outside the paint, pull up jump shot missed			
13:30				31 COLEMAN-JONES J defensive rebound (8)
13:22				1 MOSLEY T 3pt FG , step back jump shot missed
13:17	13 SOLOMON C defensive rebound (1)			
13:13	13 SOLOMON C turnover bad pass (1)			1 MOSLEY T steal (1)
12:57	5 TERRELL JR. D foul personal (3 - 3)			31 COLEMAN-JONES J foul drawn (3)
12:57				14 JORDAN J substitution out
12:57				3 PORTER J substitution in
12:57	2 HARDY T substitution out			
12:57	11 HORTON T substitution in			
12:51	23 FRAZIER III O steal (5)			4 BUFFORD J turnover lost ball (2)
12:46	13 SOLOMON C foul drawn (1)			1 MOSLEY T foul shooting (1 - 3)
12:46	13 SOLOMON C free throw fast break 1 - 2 made (1)	46-38	8	
12:46				4 BUFFORD J substitution out
12:46				10 KING E substitution in
12:45	13 SOLOMON C free throw fast break 2 - 2 missed			
12:43				31 COLEMAN-JONES J defensive rebound (9)
12:31	23 FRAZIER III O steal (6)			1 MOSLEY T turnover lost ball (3)
12:27	23 FRAZIER III O foul drawn (6)			1 MOSLEY T foul shooting (2 - 4)
12:27	23 FRAZIER III O free throw fast break 1 - 2 made (16)	47-38	9	
12:27	23 FRAZIER III O free throw fast break 2 - 2 made (17)	48-38	10	
12:27	23 FRAZIER III O substitution out			
12:27	0 POWELL Z substitution in			
12:20				Timeout 30 Sec
12:20				Timeout media
12:02				10 KING E 3pt FG , jump shot missed



**Middle Tenn. at UTEP**

01/18/24 Don Haskins Center, El Paso, Texas  
2023-24 Men's Basketball

**Game Time:** 7:00 PM  
**Game Duration:** 2:05  
**Attendance:** 3,833

**Officials:** Darron George, Marques Pettigrew, Chris Pacsi

Game Time	UTEP	Score	Diff	MTSU
11:57				1 MOSLEY T offensive rebound (3)
11:54		<b>48-41</b>	<b>7</b>	10 KING E 3pt FG second chance, step back jump shot made (15)
11:54				1 MOSLEY T assist (1)
11:40	5 TERRELL JR. D foul drawn (1)			3 PORTER J foul shooting (4 - 5)
11:40	Timeout media			
11:40	11 HORTON T substitution out			
11:40	23 FRAZIER III O substitution in			
11:40				3 PORTER J substitution out
11:40				14 JORDAN J substitution in
11:40	5 TERRELL JR. D free throw 1 - 2 missed			
11:40	offensive dead ball rebound (2)			
11:40	5 TERRELL JR. D free throw 2 - 2 made (3)	<b>49-41</b>	<b>8</b>	
11:23	5 TERRELL JR. D foul personal (4 - 4)			31 COLEMAN-JONES J foul drawn (4)
11:23	5 TERRELL JR. D substitution out			
11:23	2 HARDY T substitution in			
11:19				10 KING E 2pt FG in the paint, turnaround jump shot missed
11:18				15 JOHNSON J offensive rebound (3)
11:17	23 FRAZIER III O foul personal (1 - 5)			10 KING E foul drawn (2)
10:57	0 POWELL Z steal (1)			14 JORDAN J turnover bad pass (3)
10:55	0 POWELL Z turnover bad pass (3)			
10:34	13 SOLOMON C steal (3)			15 JOHNSON J turnover bad pass (3)
10:30	23 FRAZIER III O foul drawn (7)			1 MOSLEY T foul shooting (3 - 6)
10:30	23 FRAZIER III O free throw fast break 1 - 2 missed			
10:30	offensive dead ball rebound (3)			
10:29	23 FRAZIER III O free throw fast break 2 - 2 missed			
10:27				15 JOHNSON J defensive rebound (4)
10:26				15 JOHNSON J turnover lost ball (4)
10:10	0 POWELL Z foul drawn (5)			1 MOSLEY T foul shooting (4 - 7)
10:10	0 POWELL Z free throw 1 - 2 made (10)	<b>50-41</b>	<b>9</b>	
10:10				1 MOSLEY T substitution out
10:10				4 BUFFORD J substitution in
10:09	0 POWELL Z free throw 2 - 2 missed			
10:08	13 SOLOMON C offensive rebound (2)			
10:04	2 HARDY T 3pt FG second chance, pull up jump shot made (9)	<b>53-41</b>	<b>12</b>	
10:04	13 SOLOMON C assist (1)			
10:01	0 POWELL Z foul drawn (6)			14 JORDAN J foul offensive (2 - 8)
10:01				14 JORDAN J turnover offensive (4)
10:01				Timeout 30 Sec
09:57	2 HARDY T 3pt FG from turnover, jump shot made (12)	<b>56-41</b>	<b>15</b>	
09:57	0 POWELL Z assist (1)			
09:36				10 KING E 3pt FG , jump shot missed
09:36	defensive rebound (12)			
09:36				14 JORDAN J substitution out
09:36				3 PORTER J substitution in
09:21	0 POWELL Z 2pt FG in the paint, driving layup missed			
09:18				3 PORTER J defensive rebound (3)
09:16		<b>56-43</b>	<b>13</b>	3 PORTER J 2pt FG fast break in the paint, driving layup made (4)



**Middle Tenn. at UTEP**

01/18/24 Don Haskins Center, El Paso, Texas  
2023-24 Men's Basketball

**Game Time:** 7:00 PM  
**Game Duration:** 2:05  
**Attendance:** 3,833

**Officials:** Darron George, Marques Pettigrew, Chris Pacsi

Game Time	UTEP	Score	Diff	MTSU
09:06	4 CAMPER JR. C 2pt FG outside the paint, pull up jump shot made (10)	<b>58-43</b>	<b>15</b>	
08:48	23 FRAZIER III O foul personal (2 - 6)			31 COLEMAN-JONES J foul drawn (5)
08:48	13 SOLOMON C substitution out			
08:48	33 JONES E substitution in			
08:48				10 KING E substitution out
08:48				1 MOSLEY T substitution in
08:34				4 BUFFORD J 3pt FG , jump shot missed
08:32				15 JOHNSON J offensive rebound (5)
08:31				15 JOHNSON J 2pt FG second chance outside the paint, jump shot blocked
08:31	33 JONES E block (1)			
08:26	33 JONES E defensive rebound (2)			
08:24	4 CAMPER JR. C turnover out of bounds (1)			
08:08	2 HARDY T foul personal (2 - 7)			31 COLEMAN-JONES J foul drawn (6)
08:08				4 BUFFORD J substitution out
08:08				10 KING E substitution in
08:08		<b>58-44</b>	<b>14</b>	31 COLEMAN-JONES J 1&1 free throw 1 made (12)
08:08				3 PORTER J substitution out
08:08				14 JORDAN J substitution in
08:08		<b>58-45</b>	<b>13</b>	31 COLEMAN-JONES J 1&1 free throw 2 made (13)
07:49	2 HARDY T 2pt FG outside the paint, jump shot made (14)	<b>60-45</b>	<b>15</b>	
07:20				31 COLEMAN-JONES J 2pt FG outside the paint, pull up jump shot blocked
07:20	33 JONES E block (2)			
07:19				15 JOHNSON J offensive rebound (6)
07:18	33 JONES E substitution out			
07:18	34 KALU K substitution in			
07:18		<b>60-47</b>	<b>13</b>	15 JOHNSON J 2pt FG second chance outside the paint, jump shot made (6)
07:18	0 POWELL Z foul shooting (1 - 8)			15 JOHNSON J foul drawn (1)
07:18				15 JOHNSON J free throw 1 - 1 missed
07:15				1 MOSLEY T offensive rebound (4)
07:12	23 FRAZIER III O steal (7)			14 JORDAN J turnover lost ball (5)
07:07	2 HARDY T 2pt FG from turnover in the paint, driving layup made (16)	<b>62-47</b>	<b>15</b>	
07:07	23 FRAZIER III O assist (2)			
06:44	34 KALU K substitution out			
06:44	33 JONES E substitution in			
06:44				14 JORDAN J 3pt FG , jump shot missed
06:44	23 FRAZIER III O defensive rebound (4)			
06:43	0 POWELL Z substitution out			
06:43	5 TERRELL JR. D substitution in			
06:43				1 MOSLEY T substitution out
06:43				3 PORTER J substitution in
06:43	2 HARDY T foul shooting (3 - 9)			15 JOHNSON J foul drawn (2)
06:43		<b>62-48</b>	<b>14</b>	15 JOHNSON J free throw 1 - 2 made (7)
06:43		<b>62-49</b>	<b>13</b>	15 JOHNSON J free throw 2 - 2 made (8)
06:27	33 JONES E 2pt FG in the paint, driving layup made (5)	<b>64-49</b>	<b>15</b>	
06:07				14 JORDAN J 3pt FG , jump shot missed
06:03				31 COLEMAN-JONES J offensive rebound (10)



**Middle Tenn. at UTEP**

01/18/24 Don Haskins Center, El Paso, Texas  
2023-24 Men's Basketball

**Game Time:** 7:00 PM  
**Game Duration:** 2:05  
**Attendance:** 3,833

**Officials:** Darron George, Marques Pettigrew, Chris Pacsi

Game Time	UTEP	Score	Diff	MTSU
06:01	23 FRAZIER III O steal (8)			31 COLEMAN-JONES J turnover lost ball (5)
05:55	23 FRAZIER III O 2pt FG fast break from turnover in the paint, alleyoop made (19)	<b>66-49</b>	<b>17</b>	
05:55	5 TERRELL JR. D assist (1)			
05:38		<b>66-51</b>	<b>15</b>	3 PORTER J 2pt FG in the paint, layup made (6)
05:18	33 JONES E foul offensive (2 - 10)			3 PORTER J foul drawn (2)
05:18	33 JONES E turnover offensive (1)			
05:18				15 JOHNSON J substitution out
05:18				4 BUFFORD J substitution in
05:08		<b>66-53</b>	<b>13</b>	31 COLEMAN-JONES J 2pt FG from turnover in the paint, dunk, made (15)
05:08				14 JORDAN J assist (3)
05:08	23 FRAZIER III O foul shooting (3 - 11)			31 COLEMAN-JONES J foul drawn (7)
05:08	33 JONES E substitution out			
05:08	13 SOLOMON C substitution in			
05:08		<b>66-54</b>	<b>12</b>	31 COLEMAN-JONES J free throw 1 - 1 made (16)
04:40	2 HARDY T 3pt FG , jump shot missed			
04:37				3 PORTER J defensive rebound (4)
04:32				4 BUFFORD J 3pt FG , pull up jump shot missed
04:28	13 SOLOMON C defensive rebound (3)			
04:03	13 SOLOMON C foul drawn (2)			31 COLEMAN-JONES J foul shooting (3 - 9)
04:03	13 SOLOMON C free throw 1 - 2 missed			
04:03	offensive dead ball rebound (4)			
04:03	4 CAMPER JR. C substitution out			
04:03	0 POWELL Z substitution in			
04:03	13 SOLOMON C free throw 2 - 2 made (2)	<b>67-54</b>	<b>13</b>	
03:45				10 KING E 2pt FG outside the paint, jump shot missed
03:43	0 POWELL Z defensive rebound (2)			
03:21	13 SOLOMON C 2pt FG in the paint, jump shot missed			
03:20	0 POWELL Z offensive rebound (3)			
03:20	0 POWELL Z 2pt FG second chance in the paint, jump shot blocked			
03:20				31 COLEMAN-JONES J block (2)
03:20	offensive rebound (18)			
03:19	Timeout media			
03:19				10 KING E substitution out
03:19				15 JOHNSON J substitution in
03:01	2 HARDY T 3pt FG second chance, jump shot missed			
02:58				31 COLEMAN-JONES J defensive rebound (11)
02:45				31 COLEMAN-JONES J 2pt FG in the paint, layup blocked
02:45	13 SOLOMON C block (1)			
02:40	0 POWELL Z defensive rebound (4)			
02:20	13 SOLOMON C turnover travel (2)			
02:02		<b>67-57</b>	<b>10</b>	14 JORDAN J 3pt FG from turnover, jump shot made (3)
02:02				31 COLEMAN-JONES J assist (6)
01:55	5 TERRELL JR. D turnover bad pass (3)			
01:55	Timeout 30 Sec			
01:32				14 JORDAN J 3pt FG from turnover, jump shot missed
01:30	13 SOLOMON C defensive rebound (4)			
01:29	2 HARDY T 2pt FG fast break in the paint, dunk, made (18)	<b>69-57</b>	<b>12</b>	



Official Basketball Play by Play - Second Half

**Middle Tenn. at UTEP**

01/18/24 Don Haskins Center, El Paso, Texas  
2023-24 Men's Basketball

**Game Time:** 7:00 PM  
**Game Duration:** 2:05  
**Attendance:** 3,833

**Officials:** Darron George, Marques Pettigrew, Chris Pacsi

Game Time	UTEP	Score	Diff	MTSU
01:24		<b>69-59</b>	<b>10</b>	15 JOHNSON J 2pt FG fast break in the paint, dunk, made (10)
00:55	23 FRAZIER III O 2pt FG outside the paint, jump shot made (21)	<b>71-59</b>	<b>12</b>	
00:47	5 TERRELL JR. D foul shooting (5 - 12)			3 PORTER J foul drawn (3)
00:47	5 TERRELL JR. D substitution out			
00:47	4 CAMPER JR. C substitution in			
00:47				3 PORTER J free throw fast break 1 - 2 missed
00:47				offensive dead ball rebound (4)
00:47				3 PORTER J free throw fast break 2 - 2 missed
00:45	13 SOLOMON C defensive rebound (5)			
00:30				14 JORDAN J substitution out
00:30				11 GREEN T substitution in
00:30	2 HARDY T foul drawn (3)			11 GREEN T foul personal (1 - 10)
00:30	2 HARDY T free throw 1 - 2 made (19)	<b>72-59</b>	<b>13</b>	
00:30	2 HARDY T free throw 2 - 2 made (20)	<b>73-59</b>	<b>14</b>	
00:20				31 COLEMAN-JONES J 3pt FG , jump shot missed
00:17	2 HARDY T defensive rebound (1)			
<b>END OF GAME</b>				
<b>UTEP 73-59 MTSU</b>				



**Middle Tenn. at UTEP**

01/18/24 Don Haskins Center, El Paso, Texas  
2023-24 Men's Basketball

Game Time: 7:00 PM  
Game Duration: 2:05  
Attendance: 3,833

Officials: Darron George, Marques Pettigrew, Chris Pacsi

**Middle Tenn. - 34**

NO.	Name	Min	FG			Rebounds			Fouls		TP	AS	TO	ST	Blocks		+/-
			M-A	M-A	M-A	OR	DR	TOT	PF	FD					BS	BA	
31	Jared Coleman-Jones	F 20:00	2-6	0-2	3-3	1	3	4	1	5	7	4	2	0	1	2	-5
3	Jestin Porter	G 13:53	3-3	0-0	0-2	1	2	3	2	3	6	0	0	0	0	0	3
4	Justin Bufford	G 14:06	1-3	0-2	0-0	0	0	0	0	1	2	0	1	3	0	0	-2
10	Elias King	G 13:55	2-6	2-4	0-0	0	0	0	1	1	6	0	0	0	0	0	-5
15	Jacob Johnson	G 18:01	4-5	0-0	2-3	3	1	4	0	2	10	0	3	0	1	1	-7
13	Chris Loofe	00:00	0-0	0-0	0-0	0	0	0	0	0	0	0	0	0	0	0	0
14	Jalen Jordan	13:47	1-5	1-5	0-0	0	0	0	1	0	3	1	4	0	0	0	-5
1	Ty Mosley	05:48	0-1	0-1	0-0	2	0	2	4	0	0	1	1	1	0	0	-2
11	Tre Green	00:30	0-0	0-0	0-0	0	0	0	1	0	0	0	0	0	0	0	-2
Team						1	0	1			0		0				
<b>Totals</b>			13-29	3-14	5-8	8	6	14	10	12	34	6	11	4	2	3	-5

Shooting By Period		
2 <sup>nd</sup> FG%	13-29	44.8%
3PT%	3-14	21.4%
FT%	5-8	62.5%
GM FG%	13-29	44.8%
3PT%	3-14	21.4%
FT%	5-8	62.5%

Dead Ball Rebounds: 1, 0

Technical Fouls::NONE

**UTEP - 39**

NO.	Name	Min	FG			Rebounds			Fouls		TP	AS	TO	ST	Blocks		+/-
			M-A	M-A	M-A	OR	DR	TOT	PF	FD					BS	BA	
23	Otis Frazier III	F 19:13	5-5	1-1	4-6	1	1	2	3	4	15	1	1	5	0	0	8
34	Kevin Kalu	F 06:41	0-0	0-0	0-0	0	0	0	0	0	0	0	0	0	0	0	-2
0	Zid Powell	G 15:34	0-3	0-0	1-2	1	2	3	1	2	1	1	2	1	0	2	7
2	Tae Hardy	G 18:26	5-8	2-5	2-2	0	1	1	3	1	14	1	0	1	0	0	4
4	Corey Camper Jr.	G 13:54	2-2	0-0	0-0	0	0	0	1	0	4	0	1	0	0	0	4
20	Garrett Levesque	00:00	0-0	0-0	0-0	0	0	0	0	0	0	0	0	0	0	0	0
5	David Terrell Jr.	11:36	0-1	0-0	1-2	0	0	0	3	1	1	1	2	0	0	0	-3
13	Calvin Solomon	10:13	0-1	0-0	2-4	1	4	5	0	2	2	1	2	1	1	0	9
11	Trey Horton	01:17	0-0	0-0	0-0	0	0	0	0	0	0	0	0	0	0	0	0
33	Elijah Jones	03:06	1-1	0-0	0-0	0	1	1	1	0	2	0	1	0	2	0	-2
Team						2	1	3			0		0				
<b>Totals</b>			13-21	3-6	10-16	5	10	15	12	10	39	5	9	8	3	2	5

Shooting By Period		
2 <sup>nd</sup> FG%	13-21	61.9%
3PT%	3-6	50.0%
FT%	10-16	62.5%
GM FG%	13-21	61.9%
3PT%	3-6	50.0%
FT%	10-16	62.5%

Dead Ball Rebounds: 3, 0

Technical Fouls::NONE

	MTSU	UTEP
Biggest lead	0 (1 <sup>st</sup> 20:00)	17 (2 <sup>nd</sup> 5:55)
Best Scoring Run	5(2 <sup>nd</sup> 5:08)	8(2 <sup>nd</sup> 9:57)
Lead Changes	0	
Times Tied	0	
Time with Lead	00:00	19:16

	MTSU	UTEP
Points from		
Turnovers	12	11
Paint	18	12
Second Chance	9	5
Fast Breaks	6	9
Bench	3	5

	Period by Period Scoring		
	1st	2nd	TOT
MTSU	25	34	59
UTEP	34	39	73




**Officials:** Darron George, Marques Pettigrew, Chris Pacsi

{ Players => 0, 1, 2, 3, 4, 5, 11, 13, 15, 20, 21, 23, 32, 33, 34; } FG  
 Types => All; Results => All;

{ Players => 0, 1, 2, 3, 4, 5, 10, 11, 13, 14, 15, 23, 24, 31, 55; } FG  
 Types => All; Results => All;

**UTEP**

**Middle Tenn.**



UTEP	M/A	%
Field Goals	23/48	48
2 Points	17/34	50
3 Points	6/14	43
Free Throws	21/29	72

Middle Tenn.	M/A	%
Field Goals	22/47	47
2 Points	18/25	72
3 Points	4/22	18
Free Throws	11/18	61



**Middle Tenn. at UTEP**

01/18/24 Don Haskins Center, El Paso, Texas  
2023-24 Men's Basketball

Game Time: 7:00 PM  
Game Duration: 2:05  
Attendance: 3,833

Officials: Darron George, Marques Pettigrew, Chris Pacsi

**Middle Tenn.**

No	Name	Mins		Score		Points Diff		Points per Min		Assists		Rebounds		Steals		Turnovers	
		On	Off	On	Off	On	Off	On	Off	On	Off	On	Off	On	Off	On	Off
1	Ty Mosley	17:09	22:51	23 - 25	36 - 48	-2	-12	1.34	1.58	3	7	19	16	2	4	13	14
3	Jestin Porter	27:60	12:00	39 - 51	20 - 22	-12	-2	1.39	1.67	7	3	22	13	4	2	18	9
4	Justin Bufford	25:38	14:22	39 - 47	20 - 26	-8	-6	1.52	1.39	6	4	19	16	6	0	14	13
10	Elias King	33:55	06:05	52 - 66	7 - 7	-14	0	1.53	1.15	9	1	32	3	3	3	25	2
11	Tre Green	04:43	35:17	5 - 9	54 - 64	-4	-10	1.06	1.53	2	8	6	29	0	6	5	22
13	Chris Loofe	03:00	37:00	3 - 6	56 - 67	-3	-11	1.00	1.51	1	9	3	32	0	6	3	24
14	Jalen Jordan	24:27	15:33	38 - 42	21 - 31	-4	-10	1.55	1.35	6	4	20	15	5	1	15	12
15	Jacob Johnson	26:09	13:51	40 - 52	19 - 21	-12	-2	1.53	1.37	7	3	22	13	4	2	18	9
31	Jared Coleman-Jones	37:00	03:00	56 - 67	3 - 6	-11	-3	1.51	1.00	9	1	32	3	6	0	24	3

**UTEP**

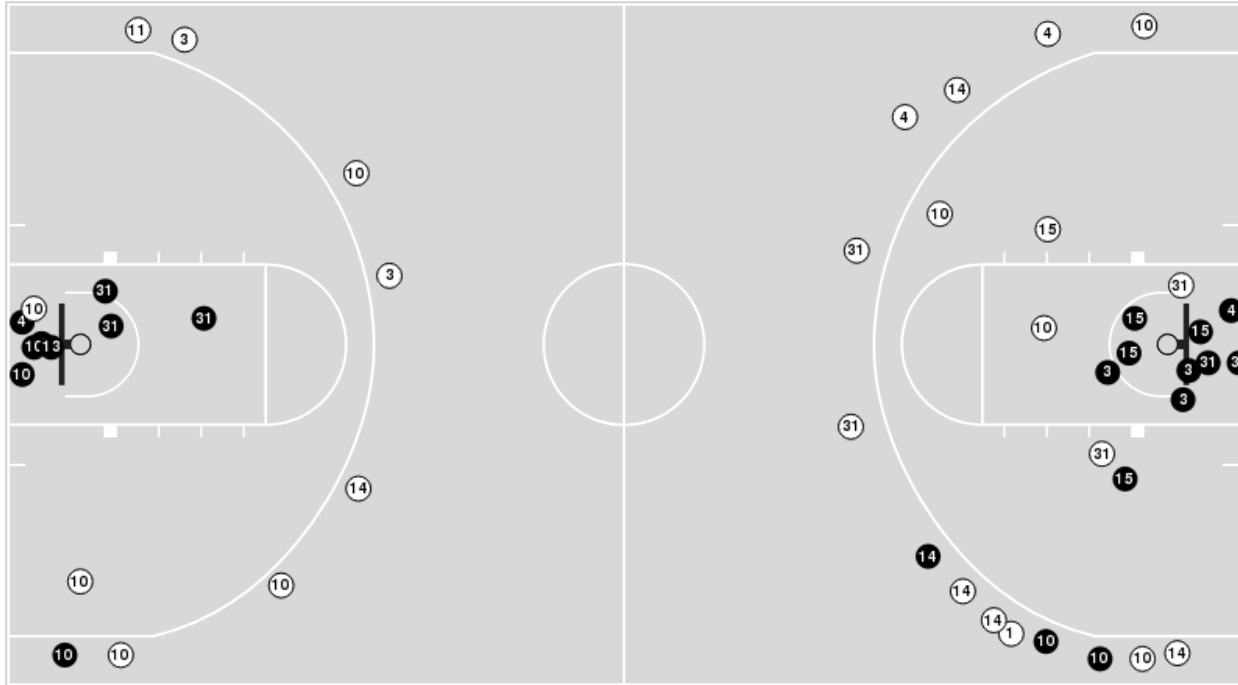
No	Name	Mins		Score		Points Diff		Points per Min		Assists		Rebounds		Steals		Turnovers	
		On	Off	On	Off	On	Off	On	Off	On	Off	On	Off	On	Off	On	Off
0	Zid Powell	31:26	08:34	58 - 40	15 - 19	18	-4	1.85	1.75	5	2	20	2	12	4	7	6
2	Tae Hardy	33:53	06:07	64 - 49	9 - 10	15	-1	1.89	1.47	7	0	19	3	13	3	12	1
3	Baylor Hebb	02:46	37:14	2 - 5	71 - 54	-3	17	0.72	1.91	0	7	2	20	0	16	1	12
4	Corey Camper Jr.	31:08	08:52	61 - 45	12 - 14	16	-2	1.96	1.35	6	1	13	9	15	1	9	4
5	David Terrell Jr.	18:21	21:39	29 - 34	44 - 25	-5	19	1.58	2.03	3	4	12	10	6	10	9	4
11	Trey Horton	07:01	32:59	10 - 14	63 - 45	-4	18	1.43	1.91	1	6	2	20	3	13	2	11
13	Calvin Solomon	16:58	23:02	35 - 21	38 - 38	14	0	2.06	1.65	3	4	12	10	9	7	7	6
20	Garrett Levesque	01:47	38:13	3 - 2	70 - 57	1	13	1.68	1.83	0	7	0	22	1	15	0	13
23	Otis Frazier III	35:25	04:35	68 - 49	5 - 10	19	-5	1.92	1.09	6	1	20	2	15	1	12	1
33	Elijah Jones	09:36	30:24	19 - 15	54 - 44	4	10	1.98	1.78	2	5	6	16	3	13	2	11
34	Kevin Kalu	11:39	28:21	16 - 21	57 - 38	-5	19	1.37	2.01	2	5	4	18	3	13	4	9



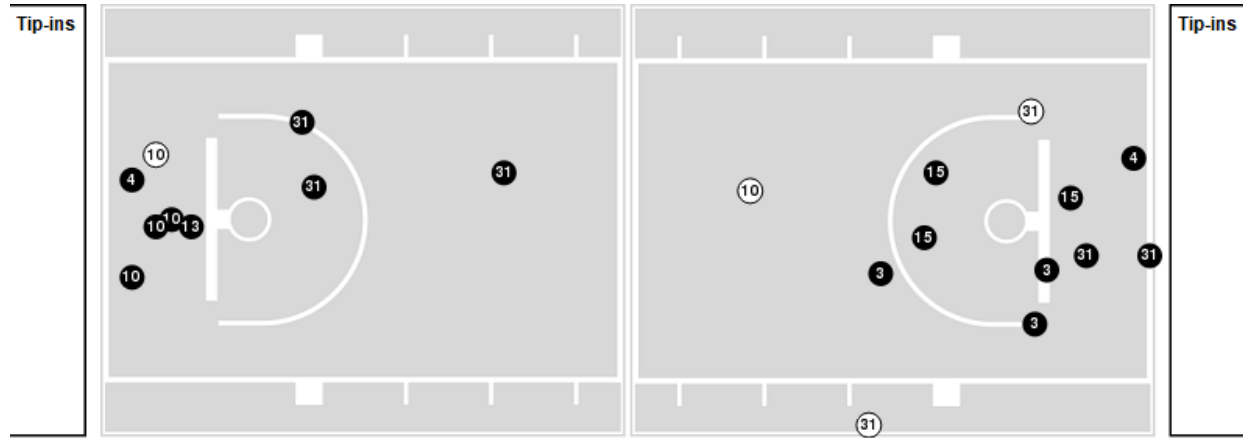
Players => 0, 1, 2, 3, 4, 5, 10, 11, 13, 14, 15, 23, 24, 31, 55FG Types=>AllResults=>All

**Middle Tenn.**

**All Field Goals**



**Blow Up Chart**



● Made ○ Missed N - Player Number

Middle Tenn.	M/A	%
Field Goals	22/47	47
2 Points	18/25	72
3 Points	4/22	18
Free Throws	11/18	61

Middle Tenn.	M/A	%
Points in the Paint	34 (17 / 20)	85
Fast Break Points	6 (3/5)	60
Second Chance Points	11 (5/8)	62
Effective FG%	51	

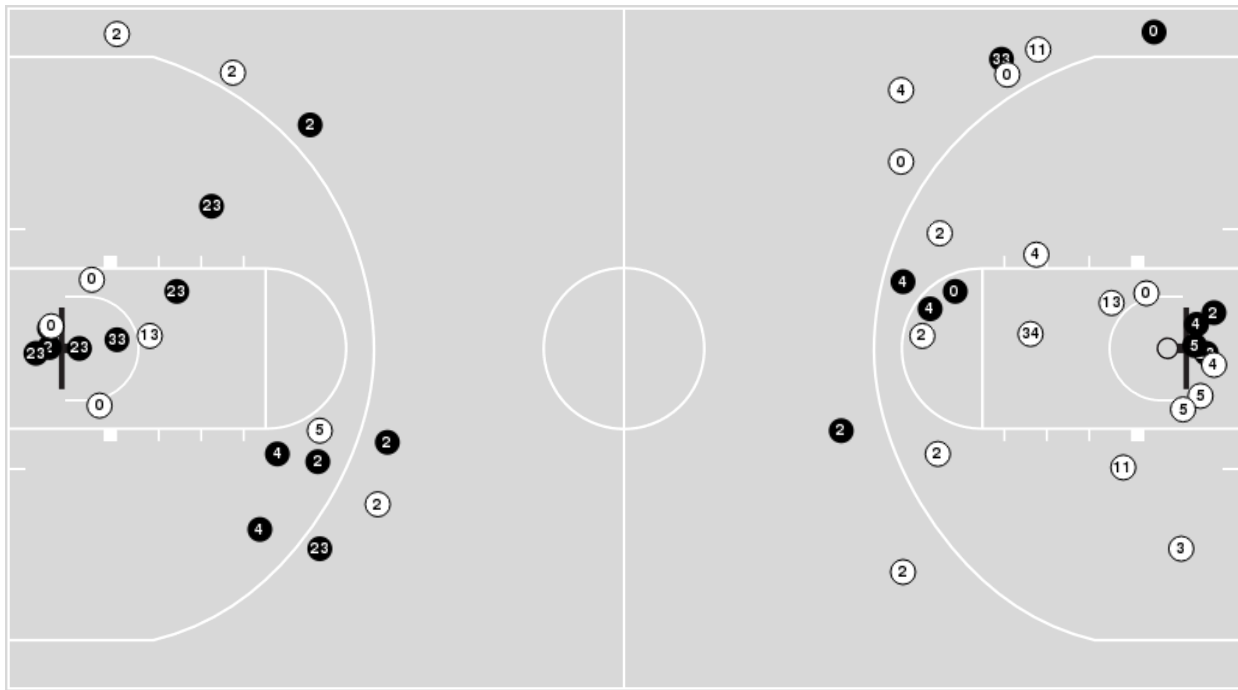


**Officials:** Darron George, Marques Pettigrew, Chris Pacsi

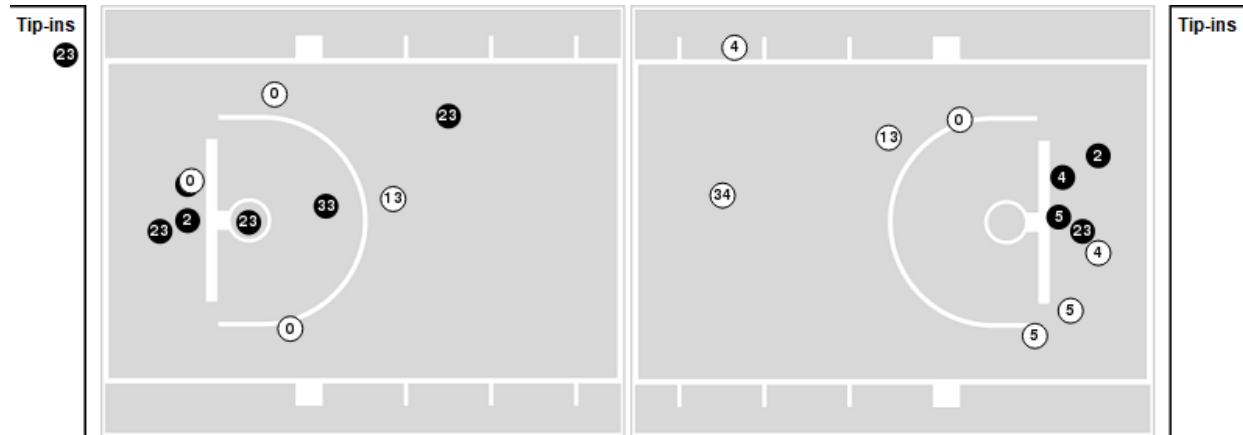
Players => 0, 1, 2, 3, 4, 5, 11, 13, 15, 20, 21, 23, 32, 33, 34 FG Types=>AllResults=>All

**UTEP**

**All Field Goals**



**Blow Up Chart**



● Made    ○ Missed    N - Player Number

UTEP	M/A	%
Field Goals	23/48	48
2 Points	17/34	50
3 Points	6/14	43
Free Throws	21/29	72

UTEP	M/A	%
Points in the Paint	20 (10 / 20)	50
Fast Break Points	24 (19/22)	86
Second Chance Points	7 (4/6)	67
Effective FG%	54	



**Middle Tenn. at UTEP**

01/18/24 Don Haskins Center, El Paso, Texas  
2023-24 Men's Basketball

**Game Time:** 7:00 PM  
**Game Duration:** 2:05  
**Attendance:** 3,833

**Officials:** Darron George, Marques Pettigrew, Chris Pacsi

**Middle Tenn.**

Lineup	Quarter On	Time On	Quarter Off	Time Off	Time on Court	Score	Score Diff	Reb	Stl	Tov	Ass	PPP
3- Porter J/ 4- Bufford J/ 10- King E/ 15- Johnson J/ 31- Coleman-Jones J/	1	20:00	1	18:03	01:57	0-7	-7	2	0	2	0	0.0000
3- Porter J/ 4- Bufford J/ 10- King E/ 11- Green T/ 31- Coleman-Jones J/	1	18:03	1	15:58	02:05	2-3	-1	3	0	3	1	0.5000
3- Porter J/ 4- Bufford J/ 10- King E/ 11- Green T/ 13- Loofe C/	1	15:58	1	15:29	00:29	0-0	0	1	0	1	0	0.0000
4- Bufford J/ 10- King E/ 11- Green T/ 13- Loofe C/ 14- Jordan J/	1	15:29	1	15:09	00:20	1-2	-1	0	0	0	0	2.2727
4- Bufford J/ 10- King E/ 11- Green T/ 14- Jordan J/ 31- Coleman-Jones J/	1	15:09	1	14:40	00:29	0-1	-1	1	0	1	0	0.0000
3- Porter J/ 10- King E/ 14- Jordan J/ 15- Johnson J/ 31- Coleman-Jones J/	1	14:40	1	13:38	01:02	2-3	-1	1	0	1	1	1.0000
1- Mosley T/ 10- King E/ 14- Jordan J/ 15- Johnson J/ 31- Coleman-Jones J/	1	13:38	1	12:41	00:57	2-0	2	2	0	1	0	1.0638
1- Mosley T/ 3- Porter J/ 10- King E/ 15- Johnson J/ 31- Coleman-Jones J/	1	12:41	1	10:25	02:16	3-2	1	2	0	1	1	1.0000
1- Mosley T/ 10- King E/ 14- Jordan J/ 15- Johnson J/ 31- Coleman-Jones J/	1	10:25	1	09:45	00:40	0-0	0	1	0	1	0	0.0000
1- Mosley T/ 4- Bufford J/ 10- King E/ 14- Jordan J/ 31- Coleman-Jones J/	1	09:45	1	08:26	01:19	3-1	2	2	0	0	0	2.0833
1- Mosley T/ 3- Porter J/ 4- Bufford J/ 10- King E/ 31- Coleman-Jones J/	1	08:26	1	07:49	00:37	1-3	-2	0	0	0	0	2.2727
1- Mosley T/ 4- Bufford J/ 10- King E/ 14- Jordan J/ 31- Coleman-Jones J/	1	07:49	1	06:30	01:19	5-2	3	0	1	1	0	1.2887
3- Porter J/ 4- Bufford J/ 10- King E/ 14- Jordan J/ 31- Coleman-Jones J/	1	06:30	1	05:29	01:01	2-0	2	1	1	0	0	2.0000
3- Porter J/ 4- Bufford J/ 10- King E/ 15- Johnson J/ 31- Coleman-Jones J/	1	05:29	1	04:56	00:33	2-0	2	1	0	0	0	2.0000
3- Porter J/ 4- Bufford J/ 10- King E/ 13- Loofe C/ 15- Johnson J/	1	04:56	1	04:13	00:43	0-2	-2	0	0	1	0	0.0000
1- Mosley T/ 3- Porter J/ 4- Bufford J/ 10- King E/ 31- Coleman-Jones J/	1	04:13	1	03:33	00:40	0-1	-1	1	0	1	0	0.0000
1- Mosley T/ 3- Porter J/ 10- King E/ 14- Jordan J/ 31- Coleman-Jones J/	1	03:33	1	01:28	02:05	0-5	-5	1	0	1	0	0.0000
1- Mosley T/ 3- Porter J/ 10- King E/ 13- Loofe C/ 14- Jordan J/	1	01:28	1	00:49	00:38	0-1	-1	1	0	1	0	0.0000
1- Mosley T/ 10- King E/ 11- Green T/ 13- Loofe C/ 14- Jordan J/	1	00:49	2	20:00	00:49	2-1	1	1	0	0	1	2.0000
3- Porter J/ 4- Bufford J/ 10- King E/ 15- Johnson J/ 31- Coleman-Jones J/	2	20:00	2	17:02	02:58	7-6	1	1	1	1	1	1.7500
4- Bufford J/ 10- King E/ 14- Jordan J/ 15- Johnson J/ 31- Coleman-Jones J/	2	17:02	2	15:20	01:42	4-3	1	1	0	0	2	2.0000
3- Porter J/ 10- King E/ 14- Jordan J/ 15- Johnson J/ 31- Coleman-Jones J/	2	15:20	2	14:52	00:28	0-2	-2	0	0	1	0	0.0000
3- Porter J/ 4- Bufford J/ 14- Jordan J/ 15- Johnson J/ 31- Coleman-Jones J/	2	14:52	2	13:53	00:59	2-0	2	0	2	1	0	1.0000
1- Mosley T/ 4- Bufford J/ 14- Jordan J/ 15- Johnson J/ 31- Coleman-Jones J/	2	13:53	2	12:57	00:56	0-0	0	1	1	0	0	0.0000
1- Mosley T/ 3- Porter J/ 4- Bufford J/ 15- Johnson J/ 31- Coleman-Jones J/	2	12:57	2	12:46	00:11	0-1	-1	0	0	1	0	0.0000
1- Mosley T/ 3- Porter J/ 10- King E/ 15- Johnson J/ 31- Coleman-Jones J/	2	12:46	2	11:40	01:06	3-2	1	2	0	1	1	1.5000
1- Mosley T/ 10- King E/ 14- Jordan J/ 15- Johnson J/ 31- Coleman-Jones J/	2	11:40	2	10:10	01:30	0-2	-2	2	0	3	0	0.0000
4- Bufford J/ 10- King E/ 14- Jordan J/ 15- Johnson J/ 31- Coleman-Jones J/	2	10:10	2	09:36	00:34	0-6	-6	0	0	1	0	0.0000
3- Porter J/ 4- Bufford J/ 10- King E/ 15- Johnson J/ 31- Coleman-Jones J/	2	09:36	2	08:48	00:48	2-2	0	1	0	0	0	2.0000
1- Mosley T/ 3- Porter J/ 4- Bufford J/ 15- Johnson J/ 31- Coleman-Jones J/	2	08:48	2	08:08	00:40	0-0	0	1	0	0	0	0.0000
1- Mosley T/ 3- Porter J/ 10- King E/ 15- Johnson J/ 31- Coleman-Jones J/	2	08:08	2	08:08	00:00	1-0	1	0	0	0	0	2.2727
1- Mosley T/ 10- King E/ 14- Jordan J/ 15- Johnson J/ 31- Coleman-Jones J/	2	08:08	2	06:43	01:25	3-4	-1	2	0	1	0	1.0417
3- Porter J/ 10- King E/ 14- Jordan J/ 15- Johnson J/ 31- Coleman-Jones J/	2	06:43	2	05:18	01:25	4-4	0	1	0	1	0	1.3889
3- Porter J/ 4- Bufford J/ 10- King E/ 14- Jordan J/ 31- Coleman-Jones J/	2	05:18	2	03:19	01:59	3-1	2	1	0	0	1	0.8721
3- Porter J/ 4- Bufford J/ 14- Jordan J/ 15- Johnson J/ 31- Coleman-Jones J/	2	03:19	2	00:30	02:48	5-4	1	1	0	0	1	1.0246
3- Porter J/ 4- Bufford J/ 11- Green T/ 15- Johnson J/ 31- Coleman-Jones J/	2	00:30	2	00:00	00:30	0-2	-2	0	0	0	0	0.0000



**Middle Tenn. at UTEP**

01/18/24 Don Haskins Center, El Paso, Texas  
2023-24 Men's Basketball

**Game Time:** 7:00 PM  
**Game Duration:** 2:05  
**Attendance:** 3,833

**Officials:** Darron George, Marques Pettigrew, Chris Pacsi

**UTEP**

Lineup	Quarter On	Time On	Quarter Off	Time Off	Time on Court	Score	Score Diff	Reb	Stl	Tov	Ass	PPP
0- Powell Z/2- Hardy T/4- Camper Jr. C/23- Frazier III O/34- Kalu K/	1	20:00	1	19:17	00:43	0-0	0	0	0	0	0	0.0000
0- Powell Z/2- Hardy T/4- Camper Jr. C/13- Solomon C/23- Frazier III O/	1	19:17	1	15:29	03:48	10-2	8	1	5	0	1	1.1848
0- Powell Z/2- Hardy T/4- Camper Jr. C/23- Frazier III O/33- Jones E/	1	15:29	1	14:40	00:49	3-1	2	0	0	0	0	2.0833
2- Hardy T/4- Camper Jr. C/5- Terrell Jr. D/11- Horton T/33- Jones E/	1	14:40	1	13:38	01:02	3-2	1	0	1	0	1	1.5000
2- Hardy T/3- Hebb B/5- Terrell Jr. D/11- Horton T/33- Jones E/	1	13:38	1	13:15	00:23	0-1	-1	0	0	0	0	0.0000
0- Powell Z/3- Hebb B/5- Terrell Jr. D/11- Horton T/33- Jones E/	1	13:15	1	12:41	00:34	0-1	-1	0	0	0	0	0.0000
0- Powell Z/3- Hebb B/5- Terrell Jr. D/11- Horton T/34- Kalu K/	1	12:41	1	10:52	01:49	2-3	-1	2	0	1	0	0.6944
0- Powell Z/2- Hardy T/4- Camper Jr. C/23- Frazier III O/34- Kalu K/	1	10:52	1	08:26	02:26	1-3	-2	0	0	0	0	0.3472
2- Hardy T/4- Camper Jr. C/5- Terrell Jr. D/13- Solomon C/23- Frazier III O/	1	08:26	1	07:49	00:37	3-1	2	0	0	0	0	3.0000
0- Powell Z/4- Camper Jr. C/5- Terrell Jr. D/13- Solomon C/23- Frazier III O/	1	07:49	1	07:35	00:14	0-1	-1	0	0	0	0	0.0000
2- Hardy T/4- Camper Jr. C/5- Terrell Jr. D/13- Solomon C/23- Frazier III O/	1	07:35	1	07:25	00:10	0-2	-2	0	0	2	0	0.0000
2- Hardy T/4- Camper Jr. C/11- Horton T/13- Solomon C/23- Frazier III O/	1	07:25	1	05:29	01:56	2-4	-2	0	0	1	0	0.6667
0- Powell Z/4- Camper Jr. C/5- Terrell Jr. D/23- Frazier III O/33- Jones E/	1	05:29	1	03:33	01:56	3-2	1	1	1	0	0	0.8721
0- Powell Z/2- Hardy T/4- Camper Jr. C/23- Frazier III O/33- Jones E/	1	03:33	1	01:47	01:46	4-0	4	3	0	0	0	1.3889
0- Powell Z/2- Hardy T/4- Camper Jr. C/20- Levesque G/23- Frazier III O/	1	01:47	2	20:00	01:47	3-2	1	0	1	0	0	1.0870
0- Powell Z/2- Hardy T/4- Camper Jr. C/23- Frazier III O/34- Kalu K/	2	20:00	2	17:03	02:57	6-7	-1	0	1	1	0	1.5464
0- Powell Z/2- Hardy T/5- Terrell Jr. D/23- Frazier III O/34- Kalu K/	2	17:03	2	14:13	02:50	5-4	1	2	1	1	1	1.6667
2- Hardy T/4- Camper Jr. C/5- Terrell Jr. D/23- Frazier III O/34- Kalu K/	2	14:13	2	13:53	00:20	0-2	-2	0	0	1	0	0.0000
2- Hardy T/4- Camper Jr. C/5- Terrell Jr. D/13- Solomon C/23- Frazier III O/	2	13:53	2	12:57	00:56	0-0	0	1	0	1	0	0.0000
4- Camper Jr. C/5- Terrell Jr. D/11- Horton T/13- Solomon C/23- Frazier III O/	2	12:57	2	12:27	00:30	3-0	3	0	2	0	0	1.7045
0- Powell Z/4- Camper Jr. C/5- Terrell Jr. D/11- Horton T/13- Solomon C/	2	12:27	2	11:40	00:47	0-3	-3	0	0	0	0	0.0000
0- Powell Z/4- Camper Jr. C/5- Terrell Jr. D/13- Solomon C/23- Frazier III O/	2	11:40	2	11:23	00:17	1-0	1	0	0	0	0	1.1364
0- Powell Z/2- Hardy T/4- Camper Jr. C/13- Solomon C/23- Frazier III O/	2	11:23	2	08:48	02:35	9-2	7	2	2	1	2	1.5625
0- Powell Z/2- Hardy T/4- Camper Jr. C/23- Frazier III O/33- Jones E/	2	08:48	2	07:18	01:30	2-2	0	1	0	1	0	1.0000
0- Powell Z/2- Hardy T/4- Camper Jr. C/23- Frazier III O/34- Kalu K/	2	07:18	2	06:44	00:34	2-2	0	0	1	0	1	2.0000
0- Powell Z/2- Hardy T/4- Camper Jr. C/23- Frazier III O/33- Jones E/	2	06:44	2	06:43	00:01	0-0	0	1	0	0	0	0.0000
2- Hardy T/4- Camper Jr. C/5- Terrell Jr. D/23- Frazier III O/33- Jones E/	2	06:43	2	05:08	01:35	4-6	-2	0	1	1	1	1.3333
2- Hardy T/4- Camper Jr. C/5- Terrell Jr. D/13- Solomon C/23- Frazier III O/	2	05:08	2	04:03	01:05	0-1	-1	1	0	0	0	0.0000
0- Powell Z/2- Hardy T/5- Terrell Jr. D/13- Solomon C/23- Frazier III O/	2	04:03	2	00:47	03:15	5-5	0	5	0	2	0	0.9191
0- Powell Z/2- Hardy T/4- Camper Jr. C/13- Solomon C/23- Frazier III O/	2	00:47	2	00:00	00:47	2-0	2	2	0	0	0	2.2727



**Middle Tenn. at UTEP**

01/18/24 Don Haskins Center, El Paso, Texas  
2023-24 Men's Basketball

**Game Time:** 7:00 PM  
**Game Duration:** 2:05  
**Attendance:** 3,833

**Officials:** Darron George, Marques Pettigrew, Chris Pacsi

**Middle Tenn.**

Lineup	Time	Score	Score Diff	Pts/Min	Reb	Stl	Tov	Ass	PPP
3- Porter J/ 4- Bufford J/ 10- King E/ 15- Johnson J/ 31- Coleman-Jones J/	06:16	11-15	-4	1.7553	5	1	3	1	1.2387
1- Mosley T/ 10- King E/ 14- Jordan J/ 15- Johnson J/ 31- Coleman-Jones J/	04:32	5-6	-1	1.1029	7	0	6	0	0.5708
3- Porter J/ 4- Bufford J/ 14- Jordan J/ 15- Johnson J/ 31- Coleman-Jones J/	03:47	7-4	3	1.8453	1	2	1	1	1.0174
1- Mosley T/ 3- Porter J/ 10- King E/ 15- Johnson J/ 31- Coleman-Jones J/	03:22	7-4	3	2.0792	4	0	2	2	1.2868
3- Porter J/ 4- Bufford J/ 10- King E/ 14- Jordan J/ 31- Coleman-Jones J/	03:00	5-1	4	1.6667	2	1	0	1	1.1261
3- Porter J/ 10- King E/ 14- Jordan J/ 15- Johnson J/ 31- Coleman-Jones J/	02:55	6-9	-3	2.0571	2	0	3	1	1.0204
1- Mosley T/ 4- Bufford J/ 10- King E/ 14- Jordan J/ 31- Coleman-Jones J/	02:38	8-3	5	3.0380	2	1	1	0	1.5038
4- Bufford J/ 10- King E/ 14- Jordan J/ 15- Johnson J/ 31- Coleman-Jones J/	02:16	4-9	-5	1.7647	1	0	1	2	1.0000
3- Porter J/ 4- Bufford J/ 10- King E/ 11- Green T/ 31- Coleman-Jones J/	02:05	2-3	-1	0.9600	3	0	3	1	0.5000
1- Mosley T/ 3- Porter J/ 10- King E/ 14- Jordan J/ 31- Coleman-Jones J/	02:05	0-5	-5	0.0000	1	0	1	0	0.0000
1- Mosley T/ 3- Porter J/ 4- Bufford J/ 10- King E/ 31- Coleman-Jones J/	01:17	1-4	-3	0.7792	1	0	1	0	0.6944
1- Mosley T/ 4- Bufford J/ 14- Jordan J/ 15- Johnson J/ 31- Coleman-Jones J/	00:56	0-0	0	0.0000	1	1	0	0	0.0000
1- Mosley T/ 3- Porter J/ 4- Bufford J/ 15- Johnson J/ 31- Coleman-Jones J/	00:51	0-1	-1	0.0000	1	0	1	0	0.0000
1- Mosley T/ 10- King E/ 11- Green T/ 13- Loofe C/ 14- Jordan J/	00:49	2-1	1	2.4341	1	0	0	1	2.0000
3- Porter J/ 4- Bufford J/ 10- King E/ 13- Loofe C/ 15- Johnson J/	00:43	0-2	-2	0.0000	0	0	1	0	0.0000
1- Mosley T/ 3- Porter J/ 10- King E/ 13- Loofe C/ 14- Jordan J/	00:38	0-1	-1	0.0000	1	0	1	0	0.0000
3- Porter J/ 4- Bufford J/ 11- Green T/ 15- Johnson J/ 31- Coleman-Jones J/	00:30	0-2	-2	0.0000	0	0	0	0	0.0000
3- Porter J/ 4- Bufford J/ 10- King E/ 11- Green T/ 13- Loofe C/	00:29	0-0	0	0.0000	1	0	1	0	0.0000
4- Bufford J/ 10- King E/ 11- Green T/ 14- Jordan J/ 31- Coleman-Jones J/	00:29	0-1	-1	0.0000	1	0	1	0	0.0000
4- Bufford J/ 10- King E/ 11- Green T/ 13- Loofe C/ 14- Jordan J/	00:20	1-2	-1	3.0000	0	0	0	0	2.2727



**Middle Tenn. at UTEP**

01/18/24 Don Haskins Center, El Paso, Texas  
2023-24 Men's Basketball

**Game Time:** 7:00 PM  
**Game Duration:** 2:05  
**Attendance:** 3,833

**Officials:** Darron George, Marques Pettigrew, Chris Pacsi

**UTEP**

Lineup	Time	Score	Score Diff	Pts/Min	Reb	Stl	Tov	Ass	PPP
0- Powell Z/ 2- Hardy T/ 4- Camper Jr. C/ 13- Solomon C/ 23- Frazier III O/	07:10	21-4	17	2.9289	5	7	1	3	1.3926
0- Powell Z/ 2- Hardy T/ 4- Camper Jr. C/ 23- Frazier III O/ 34- Kalu K/	06:40	9-12	-3	1.3500	0	2	1	1	1.0274
0- Powell Z/ 2- Hardy T/ 4- Camper Jr. C/ 23- Frazier III O/ 33- Jones E/	04:06	9-3	6	2.1951	5	0	1	0	1.4241
0- Powell Z/ 2- Hardy T/ 5- Terrell Jr. D/ 13- Solomon C/ 23- Frazier III O/	03:15	5-5	0	1.5322	5	0	2	0	0.9191
0- Powell Z/ 2- Hardy T/ 5- Terrell Jr. D/ 23- Frazier III O/ 34- Kalu K/	02:50	5-4	1	1.7647	2	1	1	1	1.6667
2- Hardy T/ 4- Camper Jr. C/ 5- Terrell Jr. D/ 13- Solomon C/ 23- Frazier III O/	02:48	3-4	-1	1.0714	2	0	3	0	0.4658
2- Hardy T/ 4- Camper Jr. C/ 11- Horton T/ 13- Solomon C/ 23- Frazier III O/	01:56	2-4	-2	1.0345	0	0	1	0	0.6667
0- Powell Z/ 4- Camper Jr. C/ 5- Terrell Jr. D/ 23- Frazier III O/ 33- Jones E/	01:56	3-2	1	1.5517	1	1	0	0	0.8721
0- Powell Z/ 3- Hebb B/ 5- Terrell Jr. D/ 11- Horton T/ 34- Kalu K/	01:49	2-3	-1	1.1009	2	0	1	0	0.6944
0- Powell Z/ 2- Hardy T/ 4- Camper Jr. C/ 20- Levesque G/ 23- Frazier III O/	01:47	3-2	1	1.6822	0	1	0	0	1.0870
2- Hardy T/ 4- Camper Jr. C/ 5- Terrell Jr. D/ 23- Frazier III O/ 33- Jones E/	01:35	4-6	-2	2.5263	0	1	1	1	1.3333
2- Hardy T/ 4- Camper Jr. C/ 5- Terrell Jr. D/ 11- Horton T/ 33- Jones E/	01:02	3-2	1	2.9032	0	1	0	1	1.5000
0- Powell Z/ 4- Camper Jr. C/ 5- Terrell Jr. D/ 11- Horton T/ 13- Solomon C/	00:47	0-3	-3	0.0000	0	0	0	0	0.0000
0- Powell Z/ 3- Hebb B/ 5- Terrell Jr. D/ 11- Horton T/ 33- Jones E/	00:34	0-1	-1	0.0000	0	0	0	0	0.0000
0- Powell Z/ 4- Camper Jr. C/ 5- Terrell Jr. D/ 13- Solomon C/ 23- Frazier III O/	00:31	1-1	0	1.9355	0	0	0	0	1.1364
4- Camper Jr. C/ 5- Terrell Jr. D/ 11- Horton T/ 13- Solomon C/ 23- Frazier III O/	00:30	3-0	3	6.0000	0	2	0	0	1.7045
2- Hardy T/ 3- Hebb B/ 5- Terrell Jr. D/ 11- Horton T/ 33- Jones E/	00:23	0-1	-1	0.0000	0	0	0	0	0.0000
2- Hardy T/ 4- Camper Jr. C/ 5- Terrell Jr. D/ 23- Frazier III O/ 34- Kalu K/	00:20	0-2	-2	0.0000	0	0	1	0	0.0000