



UTEP BASKETBALL

UTEP at Texas Tech | Thu., March 16 | 5 p.m. MT | United Supermarkets Arena | Lubbock, Texas

GAME 32 AT TEXAS TECH



UTEP Miners (20-11, 12-8 C-USA)

Head Coach: Kevin Baker (Stephen F. Austin, 1994)

Career Record: 215-114 (11th season)

Record at UTEP: 93-84 (6th season)

Home: 11-3 | Road: 7-6 | Neutral: 2-2 | Streak: L1



TEXAS TECH Lady Raiders (18-14, 6-12 BIG 12)

Head Coach: Krista Gerlich (Texas Tech, 1993)

Career Record: 327-194 (17th season)

Record at Texas Tech: 38-48 (3rd season)

Home: 13-6 | Road: 3-7 | Neutral: 2-1 | Streak: L2

WHERE TO WATCH
ESPN+

LISTEN LIVE



Play-by-Play:
Mando Medina

2022-23 SCHEDULE

Date	Opponent	Time/Result
Nov. 5	Western N.M. #	W, 72-59
Nov. 7	New Orleans	W, 83-55
Nov. 13	Kansas City	W, 68-59
Nov. 16	Texas Southern	W, 80-65
Nov. 19	Texas State	W, 72-68 (OT)
Nov. 25	vs. San Jose State \$	W, 67-54
Nov. 26	vs. Sacramento State \$	L, 63-50
Nov. 30	NM State	W, 65-61
Dec. 4	Air Force	L, 63-60
Dec. 13	NM State	W, 57-52
Dec. 18	LA Tech *	W, 62-54
Dec. 29	UAB *	W, 76-58
Dec. 31	Rice *	L, 62-53
Jan. 7	LA Tech *	W, 72-66
Jan. 11	UTSA *	W, 74-67
Jan. 14	Rice *	L, 73-62
Jan. 16	Charlotte *	W, 68-60
Jan. 19	FIU *	L, 72-70
Jan. 21	Florida Atlantic *	W, 79-78 (OT)
Jan. 28	North Texas *	L, 74-71
Feb. 2	#21 Middle Tennessee *	W, 65-62
Feb. 4	WKU *	L, 77-75
Feb. 8	Charlotte *	W, 70-64
Feb. 11	UTSA *	W, 79-52
Feb. 17	UAB *	W, 88-61
Feb. 18	North Texas *	L, 67-65
Feb. 23	FIU *	W, 83-79
Feb. 25	Florida Atlantic *	W, 63-55
March 2	WKU *	L, 62-59
March 4	#24 Middle Tennessee *	L, 72-68 (OT)
March 9	LA Tech ^	W, 64-54
March 10	#25 Middle Tennessee ^	L, 68-62
March 15	Texas Tech + (ESPN+)	5 p.m.

Bold denotes home game

Exhibition

\$ Holiday Beach Classic (San Luis Obispo, Calif.)

* Conference USA Game

^ Conference USA Championships (Frisco, Texas)

+ WNIT (Lubbock, Texas)

All Times Mountain

SERIES HISTORY

Overall: Texas Tech, 12-0

Streak: Texas Tech, W12

First Meeting: at Texas Tech 50, UTEP 44, 12-20-76

Last Meeting: Texas Tech 82, at UTEP 48, 12-9-97

ATHLETIC COMMUNICATIONS

DIRECTOR OF DIGITAL MARKETING & COMMUNICATIONS

Sven Alskog

sjalskog@utep.edu (e)

425-314-5978 (c)

915-747-6653 (o)

OFFICIAL WEBSITE: UTEPMINERS.com

OPENING TIP

» WNIT GETS UNDERWAY FOR MINERS THURSDAY AT TEXAS TECH

UTEP women's basketball opens up WNIT play on Thursday at 5 p.m. MT/6 p.m. CT at Texas Tech in the first meeting between the two sides since 1997. Each of the last seven games for the Miners (20-11, 12-8 C-USA) have been decided by 10 points or less, with the battle-tested group ready for postseason basketball. The Lady Raiders (18-14, 6-12 Big 12) are 13-6 at home this season and play in front of an average of 4,990 fans per game.

» SCOUTING TEXAS TECH

The Lady Raiders are a guard-heavy team led by First-Team All-Big 12 pick Bre'Amber Scott and her 17 points and 6.3 rebounds per game. Scott also ranks third on the roster with 34 steals. Additionally, Bryn Gerlich was named an honorable mention selection with 9.2 points and a team-high 3.1 assists per contest. Bailey Maupin has been the second-leading scorer for Texas Tech on the campaign with 9.8 points on average while hitting at a 36.8 percent clip from beyond the arc. For her efforts, she was named to the Big 12 All-Freshman Team. Similar to the Miners, the Lady Raiders attack the rim with regularity, making 15.4 free throws per game, a total which ranks 18th nationally and second in the Big 12.

» UTEP IN THE WNIT

This marks the third trip to the WNIT in program history for the Miners, who previously earned a spot in the field in 2014 and 2016. In 2014, UTEP played all six games in El Paso, finishing as the runner-up after an incredible run to the championship game against Rutgers. The 2016 team reached the quarterfinals after winning three games to start the tournament. Overall, the Miners are 8-2 in the WNIT and 9-4 across all postseason play.

» COACHING CONNECTION

UTEP Head Coach **Kevin Baker** and Texas Tech Head Coach Krista Gerlich were on staff together at West Texas A&M for five seasons where Baker was an assistant under Gerlich. The program was a top-10 team nationally in all five of those seasons, advancing to the NCAA Tournament on four occasions. The job was the first at the collegiate level for Baker, who previously had won 222 games as a high school head coach.

» WELCOME TO BIG 12 COUNTRY

The Miners are looking for their third road win against current Big 12 programs. UTEP previously topped Kansas State 52-50 in Manhattan on Dec. 16, 2012 and TCU 73-70 on Dec. 9, 1978 in Fort Worth.

LAST GAME'S STARTERS




JAZION JACKSON
JR. / GUARD
5-9

11.8 PPG
5.8 RPG
2.3 APG
40.1 FG%
72.2 FT%



N'YAH BOYD
JR. / GUARD
5-6

11.8 PPG
3.2 RPG
3.6 APG
34.6 FG%
66.7 FT%



AVERY CROUSE
JR. / GUARD
6-0

9.1 PPG
3.9 RPG
2.1 APG
41.4 FG%
78.7 FT%



ELINA ARIKE
SO. / FORWARD
6-2

12.0 PPG
5.5 RPG
1.9 APG
49.8 FG%
80.4 FT%



ADHEL TAG
SO. / FORWARD
6-0

7.8 PPG
6.0 RPG
1.8 APG
48.7 FG%
60.2 FT%

GAME NOTES

ALL-TIME SERIES VS. TEXAS TECH

UTEP has played Texas Tech 12 times in program history, although the two have not matched up against each other since 1997 in El Paso. The Lady Raiders have won all 12 meetings, including holding a 7-0 edge at home.

WHERE TO FOLLOW

Fans can watch all the action live Thursday night on [ESPN+](#). Additionally, Mando Medina will have the call courtside on the [UTEP Miners App](#).

JACKSON SET TO HIT 1,000 POINTS

Jazion Jackson has now scored 994 collegiate points between her time with the Miners and North Texas, including a career-high 366 this season while ranking in a tie for second on the team with 11.8 points per game.

ELINA SETS CAREER HIGH

Elina Arike scored a career-high 23 points in the tight 68-62 loss to Middle Tennessee in the semifinals of the C-USA Championships last Friday. Arike drained a career-high three 3-pointers and equaled her personal best for made free throws by going 10-of-10 at the charity stripe.

SHUTTING DOWN TOP OPTIONS

Defensively, UTEP has been outstanding at multiple points this season against the leading scorer for the opposition, including holding Middle Tennessee leading scorer Savannah Wheeler to just one point in the semifinals last week. It was the second time this season that the Miners had held Wheeler to just one point, including a 65-62 win in El Paso on Feb. 2. UTEP also held UAB leading scorer Denim DeShields scoreless on Dec. 29 and was one of just four C-USA foes to keep Charlotte leading scorer Dazia Lawrence in single digits when she netted nine on Feb. 8.

ROAD READY

UTEP has won seven road games this season, a number which is tied for the fourth most in a single season in program history. With a win, the Miners would tie the 2015-16 team for third in the rankings.

JACKSON PILING UP STEALS

Jazion Jackson is tied for second in C-USA with 66 steals, averaging 2.1 per game.

RAISING THE BLOOD PRESSURE

UTEP has set a program record by playing in 22 games decided by single digits this season. Overall, the Miners are 13-9 in such contests. In conference action, 16 of the 20 games were decided by nine points or less. In those C-USA affairs, UTEP went 9-7, with six of those losses coming by a combined 16 points.

SHARING THE WEALTH

UTEP has had 17 games this year in which at least four different scorers reached double figures, highlighted by a stretch from Feb. 8-17 in which five or more Miners reached double digits in three straight games. There is no prior record of this happening in program history (records incomplete prior to the 1983-84 season).

REACHING 20 WINS

UTEP won its 20th game of the season last week with the triumph over LA Tech. The last time the Miners picked up 20 wins was during the 2015-16 season, with that team finishing 29-5 overall. Seven teams have won 20 or more games in program history.

DOMINANT DUO

The starting combination of **Elina Arike** and **Adhel Tac** has helped to differentiate the Miners from their competition this season. Arike has been a staple of consistency as of late, scoring in double figures in 11 of the last 13 games, including eight straight from Jan. 28-Feb. 23. She is third on the roster with 5.5 rebounds per game. Tac has had her best college season to date this year, posting 11 double-figure scoring games, five contests with 10 or more rebounds and two double-doubles. She has taken full advantage of her opportunities, increasing her averages from 1.4 points and 1.3 rebounds in seven minutes per game last season to 7.8 points and a team-high 6.0 rebounds in 26.3 minutes per game this time around. Tac worked extensively with Assistant Strength and Conditioning Coach **Chisan Jones** this offseason in preparation for her breakout campaign.

UNDER 60 EQUALS WINS

UTEP is 45-13 when limiting the opposition to 60 points or less under **Kevin Baker**. The Miners are a perfect 10-0 this season when doing so.

DISTRIBUTING THE ROCK

UTEP averages 13.3 assists per game to rank second in C-USA in that category.

N'YAH AT THE POINT

Oklahoma State transfer **N'Yah Boyd** has made a tremendous impact for the Miners this season, leading the team with 97 assists and ranking in a tie for second with 11.8 points per contest. She has accumulated 20 double-figure scoring games on the campaign, including seven times in the last eight games.

FORCING TURNOVERS

In a display of one of the strengths of the team, UTEP has compiled 12 games of 20 or more turnovers forced.

STARTING EVERY GAME

Jazion Jackson and **Avery Crouse** are the lone two Miners who have started all 31 games this season. Crouse has now started 112 career games with UTEP, a total which recently surpassed Katarina Zec (2016-20) for the third most in a career in program history. If the Miners make a run to the WNIT championship and Crouse starts all six games, she would pass Kelli Willingham (2010-14) for the most in a career at UTEP. Willingham started 117 games during her time with the Miners.

LIMITING TURNOVERS AT HISTORIC RATE

With just 13.9 turnovers per game this season, the Miners are keeping possession of the basketball at one of the best clips in program history. The only UTEP team to average less turnovers per contest was the 2008-09 team at an average of 13.0 per game.

CROUSE CAREER CAPSULE

Four-year starter **Avery Crouse** has scored 936 points with 426 rebounds, 206 assists and 120 steals in 113 games.

LIVING AT THE LINE

The Miners enter the WNIT averaging a league-leading 20.9 free throw attempts per game, ranking 28th nationally.

WHAT'S NEXT

With a win, UTEP would play the winner of the Little Rock at SMU game slated for Thursday night. Time, date and location are to be decided.



ALL-CONFERENCE MINERS

UTEP had a trio recognized in the 2022-23 Conference USA Postseason Awards. **Jazion Jackson** earned first team All-Conference accolades after leading UTEP in scoring. **Elina Arike** was selected as the Defensive Player of the Year while also garnering second-team All-Conference and All-Defensive Team recognition. In recognition of his efforts in leading a team that was picked eighth in the pre-season poll to a 20-win campaign, **Kevin Baker** was named the Co-Coach of the Year. Arike is the first Defensive Player of the Year in program history.

HANDLING BUSINESS IN THE CLASSROOM

Adhel Tac, **Avery Crouse** and **Sabine Lipe** were all named to the Academic All-District Team presented by College Sports Communicators. To be nominated, a student-athlete must be a starter or key reserve with at least a 3.50 GPA. The three Miners comprise 20 percent of the 15 Conference USA honorees, with UTEP tying LA Tech and Middle Tennessee for the most selections in the league. These are the first Academic All-District selections for the UTEP women's basketball program since Cameasha Turner in the 2015-16 season. Lipe also took home C-USA All-Academic Team accolades.

HIGH SCHOOL TEAMMATES

Avery Crouse and **Adhel Tac** each attended Sachse High in Texas. The two led Sachse to the regional quarterfinals in 2018-19 with a 32-5 record.

BIG SHOT AVERY

In her collegiate career, **Avery Crouse** has made 95 triples, ranking her 12th in UTEP program history. This year, she has connected on 32 from downtown, surpassing her previous season best of 23.

TEXAS FLAVOR

UTEP has a significant Texas presence on the roster this season featuring four starters from the Lonestar State, including **N'Yah Boyd** (Mesquite), **Jazion Jackson** (Dallas), **Avery Crouse** (Sachse) and **Adhel Tac** (Garland).

UNDEFEATED WHEN HITTING 80

UTEP has never lost when scoring 80 or more points in a game under **Kevin Baker**. Since his first season in 2017-18, the Miners are 27-0 when eclipsing 80 points. The program has not lost a game when tallying 80 since Jan. 12, 2017, a stretch of 29 games.

TEAM COMPARISON



UTEP	CATEGORY	TEXAS TECH
20-11	Record	18-14
68.7	Scoring Offense	69.3
63.8	Scoring Defense	67.6
+4.9	Scoring Margin	+1.7
41.8	Field Goal Pct.	42.1
42.9	Field Goal Pct. Defense	41.4
30.6	3-Pt. Field Goal Pct.	32.5
32.3	3-Pt. Field Goal Pct. Defense	30.1
5.5	3-Pt. Field Goal Made/Game	5.9
70.6	Free Throw Pct.	75.6
14.7	Free Throw Made/Game	15.4
35.5	Rebound Avg.	34.6
+1.2	Rebound Margin	+0.3
13.3	Assists Avg.	12.2
13.9	Turnovers Avg.	15.6
7.1	Steals Avg.	7.3
1.7	Blocks Avg.	2.7

C-USA STANDINGS

TEAM	CONFERENCE	OVERALL
Middle Tennessee	18-2	28-4
WKU	14-6	19-13
Rice	13-7	22-8
UTEP	12-8	20-11
LA Tech	12-8	19-12
UTSA	9-11	13-19
North Texas	8-12	11-20
FIU	7-13	12-18
Charlotte	7-13	12-19
UAB	5-15	14-17
Florida Atlantic	5-15	12-18

Action Around The League (March 16)

UTEP at Texas Tech	5 p.m.
LA Tech at Arkansas	6 p.m.

All times Mountain; Games thru March 13
*C-USA Game

UTEP IN THE RANKINGS

TEAM (TOP-100 NCAA TEAM RANKING)	VALUE	NCAA	C-USA
Free throw attempts/game...20.9	28	1	1
Free throws made/game...14.7	30	3	3
Offensive rebounds/game...12.4	98	5	5
Turnover margin...+3.5	47	3	3
Turnovers forced/game...17.4	88	3	3
Turnovers/game...13.9	68	2	2
Winning percentage...64.5	95	3	3













Games thru March 13

UTEP'S RECORD WHEN ...

Overall	20-11
Against DI	20-11
Playing in OT	2-1
Playing at home	11-3
Playing on the road	7-6
Playing on a neutral court	2-2
Playing during the day	10-8
Playing at night	10-3
Playing C-USA foes	13-9
Playing C-USA home games	7-3
Playing C-USA road games	5-5
Playing C-USA neutral games	1-1
Playing nonconference foes	7-2
Playing nonconference home games	4-0
Playing nonconference road games	2-1
Playing nonconference neutral games	1-1
Playing on Mondays	2-0
Playing on Tuesdays	1-0
Playing on Wednesdays	4-0
Playing on Thursdays	4-2
Playing on Fridays	2-1
Playing on Saturdays	5-6
Playing on Sundays	2-2
Playing in November	6-1
Playing in December	3-2
Playing in January	4-3
Playing in February	6-2
Playing in March	1-3
Playing in the Central time zone	5-5
Playing in the Eastern time zone	2-1
Playing in the Mountain time zone	12-4
Playing in the Pacific time zone	1-1
Shooting 50% or better	3-1
Shooting 40% or better	13-3
Shooting less than 40%	6-7
Opponent shoots 50% or better	4-2
Opponent shoots 40% or better	11-8
Opponent shoots less than 40%	8-3
Shooting better than opponent	10-1
Shooting equal/worse than opponent	10-10
Outrebounding opponents	9-5
Tied or outrebounded	11-6
Ahead at halftime	14-3
Behind at halftime	6-8
Tied at halftime	0-0
Committing same or less turnovers	18-5
Committing more turnovers	2-6
Having 10 or more steals	7-0
Shooting better than 70% from the line	10-6
Scoring less than 70 points	8-8
Scoring between 50-59 points	1-3
Scoring between 60-69 points	7-5
Scoring between 70-79 points	8-3
Scoring 80 points or more	4-0
Allowing less than 70 points	18-6
Allowing between 50-59 points	9-0
Allowing between 60-69 points	8-6
Allowing between 70-79 points	2-5
Games decided by five points or less	6-7
Games decided by 6-10 points	8-2
Games decided by 11-19 points	3-2
Games decided by 20+ points	3-0



2022-23 UTEP BASKETBALL STATS & FACTS

0		MAHRI PETREE • JR. • G • 5-11 • DETROIT, MICH.	PPG 14.5	RPG 4.5	APG 1.0	FG% 34.8	3FG 25.0	FT% 100	<ul style="list-style-type: none"> • Multidisciplinary Studies major • Averaged 5.0 ppg and 2.6 rpg with 23 steals last season • Favorite food is mama's cooking • Dream vacation is Ireland • Favorite pro sports team is the Phoenix Mercury
1		JAZION JACKSON • JR. • G • 5-9 • DALLAS, TEXAS	PPG 11.8	RPG 5.8	APG 2.3	FG% 40.1	3FG 38.6	FT% 72.2	<ul style="list-style-type: none"> • Multidisciplinary Studies major • Averaged 9.2 ppg, 3.8 rpg, 2.9 apg and 1.1 spg last season at North Texas • Favorite TV show is Stranger Things • Hopes to play professionally and to one day be a coach • Favorite food is seafood
2		ERIN WILSON • JR. • G • 5-10 • AUBURNDALE, FLA.	PPG 6.2	RPG 2.1	APG 0.2	FG% 45.4	3FG 24.3	FT% 62.5	<ul style="list-style-type: none"> • Education major • Averaged 4.2 ppg and 3.2 rpg last season • Chicken wings are favorite food • Favorite pro team is the Dallas Wings • Dream job is to be a CEO
4		VEONCE POWELL • SO. • G • 5-7 • MIAMI, FLA.	PPG -	RPG -	APG -	FG% -	3FG -	FT% -	<ul style="list-style-type: none"> • Geophysics major • Averaged 14.3 ppg and shot 43.3 percent on 3-pointers last season at Tyler JC • Won the NJCAA National Championship as a sophomore at Tyler JC • Dream job is to be a meteorologist • Favorite food is seafood
10		ZHANE THOMPSON • SO. • G • 5-8 • BURNSVILLE, MINN.	PPG -	RPG -	APG -	FG% -	3FG -	FT% -	<ul style="list-style-type: none"> • Undecided major • Averaged 13.1 ppg, 2.8 rpg, 1.7 apg and 1.4 spg last season at Seward County CC • Favorite pro team is the Los Angeles Lakers • Favorite food is buffalo wings • Dream vacation is the Bahamas
11		N'YAH BOYD • JR. • G • 5-6 • MESQUITE, TEXAS	PPG 11.8	RPG 3.2	APG 3.6	FG% 34.6	3FG 23.9	FT% 66.7	<ul style="list-style-type: none"> • General Business major • Played 26 games with 11 starts last season at Oklahoma State, tallying 47 assists • Favorite TV show is The Vampire Diaries • Enjoys seafood • Wants to be a realtor following college
13		SABINE LIPE • SR. • G • 5-9 • LIEPAJA, LATVIA	PPG 4.7	RPG 1.9	APG 0.7	FG% 42.3	3FG 35.3	FT% 87.2	<ul style="list-style-type: none"> • Multidisciplinary Studies and Civil Engineering major • Pasta is favorite food • Dream vacation would be South Korea • Favorite TV show is Crash Landing on You • Hopes to work in an architecture firm one day
15		AVERY CROUSE • JR. • G • 6-0 • SACHSE, TEXAS	PPG 9.1	RPG 3.9	APG 2.1	FG% 41.4	3FG 32.3	FT% 78.7	<ul style="list-style-type: none"> • Multidisciplinary Studies major • Averaged 8.0 ppg and 3.6 rpg last season while racking up 29 steals • Favorite food is enchiladas • Dream vacation is to go to the Amalfi Coast in Italy • A fan of the Dallas Mavericks
21		ELINA ARIKE • SO. • F • 6-2 • HELSINKI, FINLAND	PPG 12.0	RPG 5.5	APG 1.9	FG% 49.8	3FG 27.9	FT% 80.4	<ul style="list-style-type: none"> • Media Advertising major • Averaged 8.8 ppg, 6.6 rpg and 1.6 apg last season • Friends is favorite TV show • Enjoys Italian food • Dream vacation is Bali or Bora Bora
23		ELIANA CABRAL • SR. • G • 5-10 • MONTIJO, PORTUGAL	PPG 5.1	RPG 2.1	APG 1.1	FG% 36.1	3FG 16.7	FT% 85.7	<ul style="list-style-type: none"> • Multidisciplinary Studies major • Averaged 3.8 ppg and 2.0 rpg with 20 steals last season • Favorite TV show is Game of Thrones • Maldives is dream vacation • Voted funniest on the team by her peers
24		ADHEL TAC • SO. • F • 6-0 • GARLAND, TEXAS	PPG 7.8	RPG 6.0	APG 1.8	FG% 48.7	3FG 34.6	FT% 60.2	<ul style="list-style-type: none"> • Public Health major • Appeared in 24 games off the bench last season, grabbing 32 rebounds • Favorite TV show is Grey's Anatomy • Enjoys pasta, African food and chicken • Dream job would be to be a physician assistant or to work in the NBA (media)
25		SOLEIL MONTROSE • FR. • G • 5-10 • IRVINE, CALIF.	PPG 3.4	RPG 1.4	APG 0.7	FG% 34.5	3FG 27.0	FT% 83.3	<ul style="list-style-type: none"> • Biological Sciences major • Averaged 8.0 ppg, 4.1 rpg, 2.2 apg and 1.7 spg as a senior at Mater Dei HS • Wants to be a doctor following college • Favorite food is pasta or Puerto Rican food • Favorite pro team is the Golden State Warriors



2022-23 UTEP MINERS ROSTER

NUMERICAL

No.	Name	Ht.	Pos.	Cl.	Exp.	Hometown / Previous School
0	Mahri Petree	5-11	G	Jr.	1L	Detroit, Mich. / Bradley
1	Jazion Jackson	5-9	G	Jr.	TR	Dallas, Texas / North Texas
2	Erin Wilson	5-10	G	Jr.	1L	Auburndale, Fla. / Jacksonville
4	Veonce Powell	5-7	G	So.	TR	Miami, Fla. / Tyler JC
10	Zhane Thompson	5-8	G	So.	TR	Burnsville, Minn. / Seward County CC
11	N'Yah Boyd	5-6	G	Jr.	TR	Mesquite, Texas / Oklahoma State
13	Sabine Lipe	5-9	G	Sr.	TR	Liepaja, Latvia / Northern Colorado
15	Avery Crouse	6-0	G	Jr.	3L	Sachse, Texas / Sachse HS
21	Elina Arike	6-2	F	So.	2L	Helsinki, Finland / Mäkelänrinne Upper Secondary
23	Eliana Cabral	5-10	G	Sr.	1L	Montijo, Portugal / New Mexico JC
24	Adhel Tac	6-0	F	So.	1L	Garland, Texas / TCU
25	Soleil Montrose	5-10	G	Fr.	HS	Irvine, Calif. / Mater Dei HS

ALPHBETICAL

No.	Name	Ht.	Pos.	Cl.	Exp.	Hometown / Previous School
21	Elina Arike	6-2	F	So.	2L	Helsinki, Finland / Mäkelänrinne Upper Secondary
11	N'Yah Boyd	5-6	G	Jr.	TR	Mesquite, Texas / Oklahoma State
23	Eliana Cabral	5-10	G	Sr.	1L	Montijo, Portugal / New Mexico JC
15	Avery Crouse	6-0	G	Jr.	3L	Sachse, Texas / Sachse HS
1	Jazion Jackson	5-9	G	Jr.	TR	Dallas, Texas / North Texas
13	Sabine Lipe	5-9	G	Sr.	TR	Liepaja, Latvia / Northern Colorado
25	Soleil Montrose	5-10	G	Fr.	HS	Irvine, Calif. / Mater Dei HS
0	Mahri Petree	5-11	G	Jr.	1L	Detroit, Mich. / Bradley
4	Veonce Powell	5-7	G	So.	TR	Miami, Fla. / Tyler JC
24	Adhel Tac	6-0	F	So.	1L	Garland, Texas / TCU
10	Zhane Thompson	5-8	G	So.	TR	Burnsville, Minn. / Seward County CC
2	Erin Wilson	5-10	G	Jr.	1L	Auburndale, Fla. / Jacksonville

Coaching Staff

Head Coach: Kevin Baker (6th season; Stephen F. Austin, '94)

Associate Head Coach: Todd Buchanan

Assistant Coach/Director of Player Development: Heather Karner

Assistant Coach/Recruiting Coordinator: Lexi Murphy

Pronunciation Guide

#0	Mahri Petree	Mah-REE PEA-tree
#1	Jazion Jackson	JAZZ-ee-on
#10	Zhane Thompson	JOHN-ay
#11	N'Yah Boyd	Nye-YUH
#13	Sabine Lipe	Suh-BEAN LEE-pay
#21	Elina Arike	UH-lee-nuh Uh-REE-kay
#23	Eliana Cabral	El-ee-AW-nuh Cuh-BRAWL
#24	Adhel Tac	ADEL TACK
#25	Soleil Montrose	So-LAY

CAREER HIGHS

#3 GRACE ALVAREZ

PTS: _____ 6, 2x, last vs. New Orleans (11/7/22)
 REB: _____ 4, at FIU (1/29/22)
 AST: _____ 3, vs. New Orleans (11/7/22)
 STL: _____ 1, 5x, last vs. Rice (1/14/23)
 BLK: _____ 2, vs. UAB (12/29/22)
 FG: _____ 2, 3x, last vs. UAB (12/29/22)
 FGA: _____ 9, vs. Seattle (11/26/21)
 3FG: _____ 2, 2x, last vs. New Orleans (11/7/22)
 3FGA: _____ 9, vs. Seattle (11/26/21)
 FT: _____ 2, at Rice (3/3/22)
 FTA: _____ 2, 3x, last vs. San Jose State (11/25/22)
 MIN: _____ 22, vs. Seattle (11/26/21)

#21 ELINA ARIKE

PTS: _____ 23, vs. Middle Tennessee (3/10/23)
 REB: _____ 15, vs. North Dakota (11/13/21)
 AST: _____ 6, vs. Air Force (12/21/21)
 STL: _____ 3, vs. North Dakota (11/13/21)
 BLK: _____ 4, vs. Middle Tennessee (2/2/23)
 FG: _____ 8, vs. Middle Tennessee (2/2/23)
 FGA: _____ 16, at Rice (1/8/21)
 3FG: _____ 3, vs. Middle Tennessee (3/10/23)
 3FGA: _____ 6, vs. Middle Tennessee (3/10/23)
 FT: _____ 10, 2x, last vs. Middle Tennessee (3/10/23)
 FTA: _____ 13, vs. Southern Miss (2/19/22)
 MIN: _____ 43, vs. Air Force (12/21/21)

#11 N'YAH BOYD

PTS: _____ *25, at Charlotte (2/13/20)
 REB: _____ 9, at Middle Tennessee (3/4/23)
 AST: _____ 8, at Charlotte (2/9/23)
 STL: _____ *5, vs. Marshall (2/26/21)
 BLK: _____ 1, 2x, last vs. WKU (2/4/23)
 FG: _____ 9, 2x, last vs. Sacramento State (11/26/22)
 FGA: _____ 20, 2x, last vs. Sacramento State (11/26/22)
 3FG: _____ *5, at Marshall (2/29/20)
 3FGA: _____ 7, 2x, last vs. Texas State (11/19/22)
 FT: _____ 9, vs. Charlotte (11/16/23)
 FTA: _____ 15, vs. Charlotte (11/16/23)
 MIN: _____ 43, at Middle Tennessee (3/4/23)

#23 ELIANA CABRAL

PTS: _____ 15, vs. New Orleans (11/7/22)
 REB: _____ 7, vs. Seattle (11/26/21)
 AST: _____ 3, 3x, last vs. NM State (11/30/22)
 STL: _____ 4, vs. NM State (11/17/21)
 BLK: _____ 2, vs. NM State (11/30/22)
 FG: _____ 5, 2x, last vs. New Orleans (11/7/22)
 FGA: _____ 13, vs. New Orleans (11/7/22)
 3FG: _____ 2, 2x, last vs. New Orleans (11/7/22)
 3FGA: _____ 7, vs. New Orleans (11/7/22)
 FT: _____ 6, vs. Kansas (11/27/21)
 FTA: _____ 8, vs. Kansas (11/27/21)
 MIN: _____ 30, vs. Kansas (11/27/21)

#15 AVERY CROUSE

PTS: _____ 21, 2x, last vs. USM (2/29/20)
 REB: _____ 10, at Florida Atlantic (1/21/23)
 AST: _____ 8, at Florida Atlantic (1/21/23)
 STL: _____ 4, 4x, last at Florida Atlantic (1/21/23)
 BLK: _____ 4, vs. Florida Atlantic (2/25/23)
 FG: _____ 8, at UTSA (2/20/20)
 FGA: _____ 18, vs. Incarnate Word (1/28/20)
 3FG: _____ 3, 8x, last at North Texas (2/18/23)
 3FGA: _____ 8, at Texas State (12/13/21)
 FT: _____ 7, 4x, last vs. Air Force (12/21/21)
 FTA: _____ 10, vs. Air Force (12/21/21)
 MIN: _____ 42, 2x, last at Middle Tennessee (3/4/23)

#1 JAZION JACKSON

PTS: _____ 26, at Florida Atlantic (1/21/23)
 REB: _____ 11, vs. WKU (2/4/23)
 AST: _____ 8, 5x, last at UAB (2/17/23)
 STL: _____ 6, vs. New Orleans (11/7/22)
 BLK: _____ *2, 3x, last vs. Old Dominion (3/10/21)
 FG: _____ 11, at Florida Atlantic (1/21/23)
 FGA: _____ 21, at Florida Atlantic (1/21/23)
 3FG: _____ 5, at LA Tech (12/18/22)
 3FGA: _____ 8, last at LA Tech (12/18/22)
 FT: _____ *8, 2x, last at UTSA (2/5/22)
 FTA: _____ 10, 5x, last at UTSA (1/11/23)
 MIN: _____ *43, vs. UT Arlington (11/20/21)

#13 SABINE LIPE

PTS: _____ *16, 2x, last at Montana State (12/2/21)
 REB: _____ *10, 2x, last vs. Idaho State (3/8/22)
 AST: _____ 7, at UTSA (1/5/19)
 STL: _____ 3, 3x, last vs. Florida Atlantic (2/21/21)
 BLK: _____ 3, vs. Alcorn State (11/16/19)
 FG: _____ *6, at Montana State (12/2/21)
 FGA: _____ 11, vs. NM State (12/2/20)
 3FG: _____ 4, 3x, last vs. WKU (2/4/23)
 3FGA: _____ *6, 4x last at Idaho State (1/29/22)
 FT: _____ *7, vs. Idaho State (3/8/22)
 FTA: _____ *7, vs. Idaho State (3/8/22)
 MIN: _____ 36, vs. NM State (11/25/20)

#12 THANIYA MARKS

PTS: _____ *11, 2x, last vs. Carver (12/13/21)
 REB: _____ *9, at Auburn (11/11/21)
 AST: _____ *2, vs. South Carolina State (11/26/21)
 STL: _____ *3, 2x, last at San Diego Christian (11/22/21)
 BLK: _____ *2, 2x, last vs. FIU (11/17/21)
 FG: _____ *5, vs. Carver (12/13/21)
 FGA: _____ 7, 3x, last vs. Texas Southern (11/16/22)
 3FG: _____
 3FGA: _____
 FT: _____ *6, vs. Arkansas State (12/30/21)
 FTA: _____ *8, at Auburn (11/11/21)
 MIN: _____ *26, at Kennesaw State (12/17/21)

#25 SOLEIL MONTROSE

PTS: _____ 23, vs. Texas Southern (11/16/22)
 REB: _____ 6, vs. Texas Southern (11/16/22)
 AST: _____ 4, vs. Texas State (11/19/22)
 STL: _____ 2, 2x, last vs. UAB (12/29/22)
 BLK: _____ 2, at Air Force (12/4/22)
 FG: _____ 9, vs. Texas Southern (11/16/22)
 FGA: _____ 18, vs. Texas Southern (11/16/22)
 3FG: _____ 3, vs. Texas Southern (11/16/22)
 3FGA: _____ 5, vs. Texas State (11/19/22)
 FT: _____ 3, at Kansas City (11/13/22)
 FTA: _____ 4, at Kansas City (11/13/22)
 MIN: _____ 37, vs. Texas State (11/19/22)

#0 MAHRI PETREE

PTS: _____ 24, vs. New Orleans (11/7/22)
 REB: _____ *10, vs. Kansas City (11/25/20)
 AST: _____ *4, 3x, last at Evansville (11/15/21)
 STL: _____ 4, vs. LA Tech (2/17/22)
 BLK: _____ 2, 3x, last vs. NM State (11/17/21)
 FG: _____ *8, vs. Indiana State (3/5/21)
 FGA: _____ *17, vs. Indiana State (3/5/21)
 3FG: _____ 6, vs. Southern Miss (2/19/22)
 3FGA: _____ 10, vs. Southern Miss (2/19/22)
 FT: _____ 11, vs. New Orleans (11/7/22)
 FTA: _____ 11, vs. New Orleans (11/7/22)
 MIN: _____ *38, at Saint Louis (12/6/20)

#4 VEONCE POWELL

PTS: _____
 REB: _____
 AST: _____
 STL: _____
 BLK: _____
 FG: _____
 FGA: _____
 3FG: _____
 3FGA: _____
 FT: _____
 FTA: _____
 MIN: _____

#24 ADHEL TAC

PTS: _____ 17, vs. Charlotte (1/16/23)
 REB: _____ 12, at LA Tech (12/18/22)
 AST: _____ 6, at UAB (2/17/23)
 STL: _____ 3, vs. Charlotte (1/16/23)
 BLK: _____ 1, 9x, last vs. Florida Atlantic (2/25/23)
 FG: _____ 8, vs. Charlotte (1/16/23)
 FGA: _____ 15, vs. Charlotte (1/16/23)
 3FG: _____ 1, 10x, last at Middle Tennessee (3/4/23)
 3FGA: _____ 4, 3x, last at Middle Tennessee (3/4/23)
 FT: _____ 6, vs. Middle Tennessee (3/10/23)
 FTA: _____ 8, vs. FIU (2/23/23)
 MIN: _____ 38, vs. Florida Atlantic (2/25/23)

#10 ZHANE THOMPSON

PTS: _____
 REB: _____
 AST: _____
 STL: _____
 BLK: _____
 FG: _____
 FGA: _____
 3FG: _____
 3FGA: _____
 FT: _____
 FTA: _____
 MIN: _____

#31 ADELA VALKOVA

PTS: _____ 6, at FIU (1/19/23)
 REB: _____ 2, 3x, last vs. North Texas (1/28/23)
 AST: _____
 STL: _____
 BLK: _____ 1, vs. WKU (2/4/23)
 FG: _____ 3, at FIU (1/19/23)
 FGA: _____ 5, at FIU (1/19/23)
 3FG: _____
 3FGA: _____ 1, vs. Middle Tennessee (3/10/23)
 FT: _____ 1, 2x, last at UAB (2/17/23)
 FTA: _____ 2, at UAB (2/17/23)
 MIN: _____ 8, vs. UTSA (2/11/23)

#2 ERIN WILSON

PTS: _____ *26, 2x, last vs. North Fla. (1/17/21)
 REB: _____ *11, vs. Bellarmine (2/7/21)
 AST: _____ *3, 2x, last vs. Bellarmine (2/6/21)
 STL: _____ *4, at Liberty (1/31/21)
 BLK: _____ *1, 4x, last vs. North Dakota (11/13/21)
 FG: _____ *10, vs. Bellarmine (2/7/21)
 FGA: _____ *20, vs. North Fla. (1/16/21)
 3FG: _____ 3, 3x, last vs. UTSA (2/11/23)
 3FGA: _____ *9, at North Fla. (1/16/21)
 FT: _____ 5, 4x, last vs. Air Force (12/21/21)
 FTA: _____ *9, at North Fla. (1/16/21)
 MIN: _____ *37, vs. Bellarmine (2/6/21)

* Denotes Previous School

Player	Previous School
Mahri Petree	Bradley (2019-21)
Jazion Jackson	North Texas (2019-21)
Sabine Lipe	Northern Colorado (2021-22)
Erin Wilson	Jacksonville (2019-21)
N'Yah Boyd	Oklahoma State (2021-22), North Texas (2019-21)
Adhel Tac	TCU (2020-21)
Thaniya Marks	Georgia Southern (2021-22)



UTEP POSTSEASON RESULTS

Year	Event	Seed	Attendance	Opponent	W/L	Score	FG-A	Pct.	3FG-A	Pct.	FT-A	Pct.	O-D-R	PF	AST	TO	BLK	STL
2008 [^]	NCAA	[7]	NA	UTEP	W	92-60	34-68	.500	9-16	.563	15-19	.789	15-27-42	15	21	12	9	13
	1st	[10]		Western Kentucky			24-61	.393	1-7	.143	11-15	.733	14-21-35	15	5	22	0	5
	NCAA	[7]		UTEP	L	54-88	18-62	.290	5-16	.313	13-16	.813	13-17-30	17	8	14	0	9
	2nd	[2]	5,530	at #4 Stanford			32-57	.561	10-23	.435	14-18	.778	10-33-43	12	25	17	1	7
2012 [%]	NCAA	[13]	NA	UTEP	L	77-85	28-67	.418	4-10	.400	17-21	.800	15-30-45	20	14	17	5	9
	1st	[4]		vs. #11 Penn State			27-65	.415	6-15	.400	25-31	.806	12-24-36	15	10	13	5	6
2014 [^]	WNIT		4,500	at UTEP	W	74-64	28-60	.467	3-11	.273	15-24	.625	12-28-40	15	16	13	1	11
	First			Arkansas State			24-59	.407	6-13	.462	10-14	.714	9-26-35	22	13	17	2	6
	Second		4,703	at UTEP	W	76-64	22-61	.361	7-23	.304	25-31	.806	18-24-42	21	14	10	0	8
				Saint Mary's			22-56	.393	4-21	.190	16-23	.696	12-22-34	25	10	16	3	2
	Third		8,234	at UTEP	W	68-60	19-55	.345	4-16	.250	26-30	.867	19-24-43	14	11	20	1	10
				Colorado			25-53	.472	5-15	.333	5-12	.417	8-18-26	25	10	21	5	10
	Quarterfinals		10,227	at UTEP	W	70-63	22-63	.349	4-21	.190	22-28	.786	13-37-50	14	15	13	5	6
				Washington			24-63	.381	9-32	.281	6-11	.545	4-32-36	23	12	13	1	10
Semifinals			12,222	at UTEP	W	66-63	19-57	.333	5-25	.200	23-30	.767	12-24-36	12	12	13	5	9
				SD State			22-55	.400	10-26	.385	9-13	.692	10-30-40	23	11	21	2	6
Championship			12,222	at UTEP	L	54-56	14-54	.259	4-8	.500	22-30	.700	23-24-47	12	9	19	4	6
				Rutgers			24-59	.407	1-3	.333	7-12	.583	13-23-36	22	11	13	8	11
2016 [%]	WNIT		4,517	at UTEP	W	66-62	26-59	.441	1-5	.200	13-26	.500	11-33-44	28	12	16	5	12
	First			Abilene Christian			16-58	.276	6-22	.273	24-37	.649	17-27-44	20	8	18	1	10
	Second		5,023	at UTEP	W	74-68	28-63	.444	5-15	.333	13-16	.813	20-19-39	18	14	17	2	9
				Arkansas State			25-53	.472	5-16	.313	13-16	.813	10-18-28	17	12	15	1	5
	Third		7,024	at UTEP	W	79-71	29-58	.500	3-11	.273	18-28	.643	8-30-38	21	13	16	3	9
Quarterfinals				TCU			22-57	.386	4-14	.286	23-30	.767	9-27-36	25	12	15	2	5
			9,055	at UTEP	L	67-71	27-68	.397	9-23	.391	4-12	.333	16-20-36	17	17	9	3	12
				Oregon			25-49	.510	8-14	.571	13-16	.813	6-31-37	11	14	20	0	7

[^] Denotes at-large bid

[%] Denotes automatic bid



UTEP POSTSEASON RECORDS

INDIVIDUAL RECORDS

POINTS

PTS	NAME	OPP (Event Rd)	DATE
1. 28	Kayla Thornton	A-State (WNIT First)	3/21/14
2. 22	Kayla Thornton	SDSU (WNIT Semis)	4/2/14
22	Kristine Vitola	Colorado (WNIT Third)	3/30/14
4. 21	Starr Breedlove	TCU (WNIT Third)	3/24/16
21	Kristine Vitola	Wash. (WNIT Quarters)	3/31/14

REBOUNDS

RBS	NAME	OPP (Event Rd)	DATE
1. 14	Kristine Vitola	Wash. (WNIT Quarters)	3/31/14
2. 13	Kayla Thornton	Wash. (WNIT Quarters)	3/31/14
3. 12	Chrisauna Parker	Colorado (WNIT Third)	3/30/14
12	Chrisauna Parker	Saint Mary's (WNIT Second)	3/24/14
12	Kayla Thornton	Penn State (NCAA First)	3/18/12

FIELD GOALS

FGM	NAME	OPP (Event Rd)	DATE
1. 11	Kayla Thornton	A-State (WNIT First)	3/21/14
2. 9	Jenzel Nash	TCU (WNIT Third)	3/24/16
3. 8	Cameasha Turner	TCU (WNIT Third)	3/24/16
8	Kristine Vitola	Wash. (WNIT Quarters)	3/31/14
8	Natasha Lacy	WKU (NCAA First)	3/22/08

FIELD GOAL ATTEMPTS

FGA	NAME	OPP (Event Rd)	DATE
1. 20	Jenzel Nash	Oregon (WNIT Quarters)	3/28/16
20	Kayla Thornton	SDSU (WNIT Semis)	4/2/14
20	Izabela Piekarska	at Stanford (NCAA Second)	3/24/08
4. 19	Jenzel Nash	TCU (WNIT Third)	3/24/16
19	Kayla Thornton	A-State (WNIT First)	3/21/14

FIELD GOAL PERCENTAGE

FG%	NAME	OPP (Event Rd)	DATE
1. .727 (8-11)	Cameasha Turner	TCU (WNIT Third)	3/24/14
2. .714 (5-7)	Kristine Vitola	A-State (WNIT First)	3/21/14
3. .625 (5-8)	Sparkle Taylor	A-State (WNIT First)	3/21/14
.625 (5-8)	Kristine Vitola	SDSU (WNIT Semis)	4/2/14
5. .615 (8-13)	Kristine Vitola	Wash. (WNIT Quarters)	3/31/14

THREE POINTERS MADE

3PM	NAME	OPP (Event Rd)	DATE
1. 4	Starr Breedlove	Oregon (WNIT Quarters)	3/28/16
2. 3	Kelli Willingham	Penn State (NCAA First)	3/18/12
3	Timika Williams	at Stanford (NCAA Second)	3/24/08
4. 2	Lulu McKinney	Oregon (WNIT Quarters)	3/28/16
2	Cameasha Turner	Oregon (WNIT Quarters)	3/28/16
2	Starr Breedlove	A-State (WNIT Second)	3/21/16
2	Cameasha Turner	A-State (WNIT Second)	3/21/16
2	Kayla Thornton	SDSU (WNIT Semis)	4/2/14
2	Kelli Willingham	SDSU (WNIT Semis)	4/2/14
2	Kayla Thornton	Saint Mary's (WNIT Second)	3/24/14
2	Stacie Telles	Saint Mary's (WNIT Second)	3/24/14
2	Kayla Thornton	A-State (WNIT First)	3/21/14
2	Jareica Hughes	WKU (NCAA First)	3/22/08
2	Tasha Marisett	WKU (NCAA First)	3/22/08

THREE POINTERS ATTEMPTED

3PA	NAME	OPP (Event Rd)	DATE
1. 9	Kayla Thornton	SDSU (WNIT Semis)	4/2/14
2. 8	Kelli Willingham	Saint Mary's (WNIT Second)	3/24/14
3. 7	Starr Breedlove	Oregon (WNIT Quarters)	3/28/16
7	Cameasha Turner	Oregon (WNIT Quarters)	3/28/16
5. 6	Kayla Thornton	Wash. (WNIT Quarters)	3/31/14

FREE THROWS

FTM	NAME	OPP (Event Rd)	DATE
1. 10	Kristine Vitola	Rutgers (WNIT Finals)	4/5/14
2. 9	Kayla Thornton	Wash. (WNIT Quarters)	3/31/14
3. 8	Kayla Thornton	SDSU (WNIT Semis)	4/2/14
8	Kristine Vitola	Colorado (WNIT Third)	3/28/14
5. 7	Kristine Vitola	SDSU (WNIT Semis)	4/2/14

FREE THROWS ATTEMPTED

FTA	NAME	OPP (Event Rd)	DATE
1. 11	Kristine Vitola	Rutgers (WNIT Finals)	4/5/14
2. 10	Kayla Thornton	SDSU (WNIT Semis)	4/2/14
10	Kayla Thornton	Wash. (WNIT Quarters)	3/31/14
4. 9	Jenzel Nash	Rutgers (WNIT Finals)	4/5/14
9	Kayla Thornton	Saint Mary's (WNIT Second)	3/24/14

ASSISTS

AST	NAME	OPP (Event Rd)	DATE
1. 8	Starr Breedlove	TCU (WNIT First)	3/24/16
8	Jareica Hughes	WKU (NCAA First)	3/22/08
3. 6	Starr Breedlove	Oregon (WNIT Quarters)	3/28/16
6	Jenzel Nash	ACU (WNIT First)	3/17/16
6	Natasha Lacy	WKU (NCAA First)	3/22/08

BLOCKS

BLK	NAME	OPP (Event Rd)	DATE
1. 4	Kristine Vitola	SDSU (WNIT Semis)	4/2/14
2. 3	Kristine Vitola	Rutgers (WNIT Finals)	4/5/14
3	Kristine Vitola	Wash. (WNIT Quarters)	3/31/14
3	Gloria Brown	Penn State (NCAA First)	3/18/12
3	Izabela Piekarska	WKU (NCAA First)	3/22/08
3	Claudia Porras	WKU (NCAA First)	3/22/08

STEALS

STL	NAME	OPP (Event Rd)	DATE
1. 7	Kayla Thornton	A-State (WNIT First)	3/21/14
7	Natasha Lacy	WKU (NCAA First)	3/22/08
3. 6	Starr Breedlove	Oregon (WNIT Quarters)	3/28/16
6	Kayla Thornton	SDSU (WNIT Semis)	4/2/14
5. 4	Jenzel Nash	TCU (WNIT Third)	3/24/16
4	Jenzel Nash	ACU (WNIT First)	3/17/16
4	Kayla Thornton	Colorado (WNIT Third)	3/28/14
4	Gloria Brown	Penn State (NCAA First)	3/18/12
4	Natasha Lacy	at Stanford (NCAA Second)	3/24/08

TURNOVERS

TO	NAME	OPP (Event Rd)	DATE
1. 5	Chrisauna Parker	A-State (WNIT Second)	3/21/16
5	Natasha Lacy	at Stanford (NCAA Second)	3/24/08
3. 4	Starr Breedlove	TCU (WNIT Third)	3/24/16
4	Lulu McKinney	ACU (WNIT First)	3/17/16
4	Kristine Vitola	SDSU (WNIT Semis)	4/2/14
4	Kayla Thornton	Wash. (WNIT Quarters)	3/31/14
4	Kristine Vitola	Colorado (WNIT Third)	3/28/14
4	Kayla Thornton	Colorado (WNIT Third)	3/28/14
4	Jareica Hughes	at Stanford (NCAA Second)	3/24/08

MINUTES

MIN	NAME	OPP (Event Rd)	DATE
1. 39	Starr Breedlove	Oregon (WNIT Quarters)	3/28/16
39	Kayla Thornton	Saint Mary's (Second)	3/24/14
3. 38	Cameasha Turner	TCU (WNIT Third)	3/21/16
38	Kayla Thornton	Rutgers (WNIT Finals)	4/5/14
38	Kristine Vitola	Wash. (WNIT Quarters)	3/31/14

DOUBLE-DOUBLES

NAME	PT/RB	OPP	DATE
Tamara Seda	10/11	ACU (WNIT First)	3/17/16
Kayla Thornton	22/11	SDSU (WNIT Semis)	4/2/14
Kayla Thornton	20/13	Wash. (WNIT Quarters)	3/31/14
Kristine Vitola	21/14	Wash. (WNIT Quarters)	3/31/14
Chrisauna Parker	10/12	Colorado (WNIT Third)	3/28/14
Chrisauna Parker	12/12	Saint Mary's (WNIT Second)	3/24/14
Chrisauna Parker	12/11	A-State (WNIT First)	3/21/14
Kayla Thornton	15/12	vs. #12 Penn State (NCAA First)	3/18/12
Gloria Brown	18/10	vs. #12 Penn State (NCAA First)	3/18/12

TEAM RECORDS

POINTS SCORED

PTS	OPP	DATE
1. 92	WKU (NCAA First)	3/22/08
2. 79	TCU (WNIT Third)	3/24/16
3. 77	vs. #12 Penn State (NCAA First)	3/18/12
4. 76	Saint Mary's (WNIT Second)	3/24/14
5. 74	Arkansas State (WNIT Second)	3/21/16
74	Arkansas State (WNIT First)	3/21/14

FIELD GOALS MADE

FGM	OPP	DATE
1. 34	WKU (NCAA First)	3/22/08
2. 29	TCU (WNIT Third)	3/24/16
3. 28	Arkansas State (WNIT Second)	3/21/16
28	Arkansas State (WNIT First)	3/21/14
28	vs. #12 Penn State (NCAA First)	3/18/12

FIELD GOALS ATTEMPTED

FGA	OPP	DATE
1. 68	Oregon (WNIT Quarters)	3/28/16
68	WKU (NCAA First)	3/22/08
3. 67	vs. #12 Penn State (NCAA First)	3/18/12
4. 63	Arkansas State (WNIT Second)	3/21/16
63	Washington (WNIT Third)	03/31/14

FIELD GOAL PERCENTAGE

FG%	OPP	DATE
1. .500 (29-58)	TCU (WNIT Third)	3/24/16
.500 (34-68)	WKU (NCAA First)	3/22/08
3. .467 (28-60)	Arkansas State (WNIT First)	3/21/14
4. .444 (28-63)	Arkansas State (WNIT Second)	3/21/16
5. .441 (26-59)	ACU (WNIT 1st)	3/17/16

THREE POINTERS MADE

3PM	OPP	DATE
1. 9	Oregon (WNIT Quarters)	3/28/16
9	WKU (NCAA First)	3/22/08
3. 7	Saint Mary's (WNIT Second)	3/24/14

4. 5	Arkansas State (WNIT Second)	3/21/16
5	South Dakota State (WNIT Semis)	4/2/14
5	vs. #12 Penn State (NCAA First)	3/18/12
5	at #4 Stanford (NCAA Second)	3/24/08

THREE POINTERS ATTEMPTED

3PA	OPP	DATE
1. 25	South Dakota State (WNIT Semis)	4/2/14
2. 23	Oregon (WNIT Quarters)	3/28/16
23	Saint Mary's (WNIT Second)	3/24/14
4. 21	Washington (WNIT Quarters)	03/31/14
5. 16	Colorado (WNIT Third)	3/28/14
16	WKU (NCAA First)	3/22/08
16	at #4 Stanford (NCAA Second)	3/24/08

THREE POINT PERCENTAGE

3FG%	OPP	DATE
1. .563 (9-16)	WKU (NCAA First)	3/22/08
2. .400 (4-10)	vs. #12 Penn State (NCAA First)	3/18/12
3. .333 (5-15)	Arkansas State (WNIT Second)	3/21/16
4. .304 (7-23)	Saint Mary's (WNIT Second)	3/24/14
5. .290 (18-62)	at #4 Stanford (NCAA Second)	3/24/08

FREE THROWS

FTM	OPP	DATE
1. 26	Colorado (WNIT Third)	3/28/14
2. 25	Saint Mary's (WNIT Second)	3/24/14
3. 23	South Dakota State (WNIT Fifth)	4/2/14
4. 22	Rutgers (WNIT Sixth)	4/5/14
22	Washington (WNIT Third)	03/31/14

FREE THROWS ATTEMPTED

FTA	OPP	DATE
1. 31	Saint Mary's (WNIT Second)	3/24/14
2. 30	Rutgers (WNIT Sixth)	4/5/14
30	South Dakota State (WNIT Fifth)	4/2/14
30	Colorado (WNIT Third)	3/28/14
5. 29	TCU (WNIT Third)	3/24/16

FREE THROW PERCENTAGE

FT%	OPP	DATE
1. 867 (26-30)	Colorado (WNIT Third)	3/28/14
2. .813 (13-16)	Arkansas State (WNIT Second)	3/21/16
.813 (13-16)	at #4 Stanford (NCAA Second)	3/24/08
4. .810 (17-21)	vs. #12 Penn State (NCAA First)	3/18/12
5. .806 (25-31)	Saint Mary's (WNIT Second)	3/24/14

ASSISTS

AST	OPP	DATE
1. 21	WKU (NCAA First)	3/22/08
2. 17	Oregon (WNIT Quarters)	3/28/16
3. 16	A-State (WNIT First)	3/21/14
4. 15	Washington (WNIT Third)	03/31/14
5. 14	Arkansas State (WNIT Second)	3/21/16
14	Penn State (NCAA First)	3/18/12
14	Saint Mary's (WNIT Second)	3/24/14

TURNOVERS COMMITTED

TO	OPP	DATE
1. 20	Colorado (WNIT Third)	3/28/14
1. 20	Colorado (WNIT Third)	3/28/14
2. 19	Rutgers (WNIT Finals)	4/5/14
3. 17	Arkansas State (WNIT Third)	3/21/16
17	vs. #12 Penn State (NCAA First)	3/18/12
5. 16	ACU (WNIT First)	3/17/16

TURNOVERS FORCED

TO	OPP	DATE
1. 22	WKU (NCAA First)	3/22/08
2. 21	South Dakota State (WNIT Semis)	4/2/14
21	Colorado (WNIT Third)	3/28/14
4. 20	Oregon (WNIT Quarters)	3/28/16
5. 18	Abilene Christian (WNIT 1st)	3/17/16

BLOCKED SHOTS

BLK	OPP	DATE
1. 9	WKU (NCAA 1st)	3/22/08
2. 5	ACU (WNIT 1st)	3/17/16
5	Penn State (NCAA 1st)	3/18/12

2022-23 OVERALL STATISTICS

Game Records

Record	Overall	Home	Away	Neutral
ALL GAMES	20-11	11-3	7-6	2-2
CONFERENCE	12-8	7-3	5-5	0-0
NON-CONFERENCE	8-3	4-0	2-1	2-2

Score by Periods

Team	1st	2nd	3rd	4th	OT	TOT
UTEP	503	527	537	532	35	2134
Opponents	484	473	486	504	34	1981

Team Box Score

No.	Player	Total			3-Point		F-Throw		Rebounds				Other				PTS	AVG				
		GP-GS	MIN	AVG	FG-FGA	FG%	3FG-3FGA	3FG%	FT-FTA	FT%	OFF	DEF	TOT	AVG	PF	DQ			A	TO	BLK	STL
0	PETREE, Mahri	2-1	49:08	24.6	8-23	.348	1-4	.250	12-12	1.000	5	4	9	4.5	2	0	2	1	1	4	29	14.5
21	ARIKE, Elina	28-25	759:16	27.1	123-248	.496	12-43	.279	78-97	.804	61	93	154	5.5	78	3	52	55	15	23	336	12.0
11	BOYD, N'Yah	27-24	903:54	33.5	109-315	.346	21-88	.239	80-120	.667	19	67	86	3.2	44	1	97	53	1	28	319	11.8
1	JACKSON, Jazon	31-31	1031:42	33.3	122-304	.401	44-114	.386	78-108	.722	66	114	180	5.8	47	1	72	74	7	66	366	11.8
15	CROUSE, Avery	31-31	996:58	32.2	96-232	.414	32-99	.323	59-75	.787	32	90	122	3.9	103	3	65	75	13	34	283	9.1
24	TAC, Adhel	31-30	814:18	26.3	93-190	.489	10-27	.370	50-83	.602	63	124	187	6.0	100	5	56	51	5	15	246	7.9
2	WILSON, Erin	31-6	486:42	15.7	74-164	.451	10-39	.256	35-56	.625	32	33	65	2.1	48	1	6	35	0	13	193	6.2
23	CABRAL, Eliana	8-1	113:30	14.2	13-36	.361	3-18	.167	12-14	.857	7	10	17	2.1	10	0	9	7	2	9	41	5.1
13	LIPE, Sabine	31-0	470:17	15.2	44-104	.423	24-68	.353	34-39	.872	11	49	60	1.9	60	1	22	27	1	16	146	4.7
25	MONTROSE, Soleil	30-6	401:21	13.4	41-118	.347	10-37	.270	10-12	.833	15	28	43	1.4	29	0	21	17	3	7	102	3.4
12	MARKS, Thaniya	18-0	117:38	6.5	17-30	.567	0-0	.000	6-26	.231	11	18	29	1.6	11	0	2	13	1	3	40	2.2
3	VALVAREZ, Grace	19-0	86:23	4.5	8-25	.320	4-17	.235	1-2	.500	2	6	8	0.4	7	0	8	5	2	2	21	1.1
31	VALKOVA, Adela	15-0	43:53	2.9	5-11	.455	0-1	.000	2-3	.667	4	6	10	0.7	3	0	0	5	1	0	12	0.8
Team											57	72	129						12			
Total		31	6275		753-1800	.418	171-555	.308	457-647	.706	385	714	1099	35.5	542	15	412	430	52	220	2134	68.8
Opponents		31	6275		723-1678	.431	194-597	.325	341-486	.702	303	760	1063	34.3	646	17	370	539	100	182	1981	63.9

Team Statistics

	UTEP	OPP
Scoring	2134	1981
Points per game	68.8	63.9
Scoring margin	+4.9	-
Field goals-att	753-1800	723-1678
Field goal pct	.418	.431
3 point fg-att	171-555	194-597
3-point FG pct	.308	.325
3-pt FG made per game	5.5	6.3
Free throws-att	457-647	341-486
Free throw pct	.706	.702
F-Throws made per game	14.7	11.0
Rebounds	1099	1063
Rebounds per game	35.5	34.3
Rebounding margin	+1.2	-
Assists	412	370
Assists per game	13.3	11.9
Turnovers	430	539
Turnovers per game	13.9	17.4
Turnover margin	+3.5	-
Assist/turnover ratio	1.0	0.7
Steals	220	182
Steals per game	7.1	5.9
Blocks	52	100
Blocks per game	1.7	3.2
Winning streak	0	-
Home win streak	3	-
Attendance	13971	13031
Home games-Avg/Game	14-998	13-1002
Neutral site-Avg/Game	-	4-1041

Team Results

Date	Opponent		Score	Att.
11/07/2022	New Orleans	W	83-55	758
11/13/2022	at Kansas City	W	68-59	403
11/16/2022	Texas Southern	W	80-65	711
11/19/2022	Texas St.	Wot	72-68	854
11/25/2022	vs San Jose St.	W	67-54	112
11/26/2022	vs Sacramento St.	L	50-63	113
11/30/2022	New Mexico St.	W	65-61	987
12/04/2022	at Air Force	L	60-63	742
12/13/2022	at New Mexico St.	W	57-52	808
12/18/2022	at Louisiana Tech	W	62-54	1371
12/29/2022	UAB	W	76-58	1070
12/31/2022	at Rice	L	53-62	419
01/07/2023	Louisiana Tech	W	72-66	856
01/11/2023	at UTSA	W	74-67	507
01/14/2023	Rice	L	62-73	1010
01/16/2023	Charlotte	W	68-60	755
01/19/2023	at FIU	L	70-72	618
01/21/2023	at Fla. Atlantic	Wot	79-78	776
01/28/2023	North Texas	L	71-74	1286
02/02/2023	Middle Tenn.	W	65-62	998
02/04/2023	Western Ky.	L	75-77	1403
02/08/2023	at Charlotte	W	70-64	623
02/11/2023	UTSA	W	79-52	1095
02/17/2023	at UAB	W	92-65	72
02/18/2023	at North Texas	L	65-67	1628
02/23/2023	FIU	W	83-79	1045
02/25/2023	Fla. Atlantic	W	63-55	1143
03/02/2023	at Western Ky.	L	59-62	837
03/04/2023	at Middle Tenn.	Lot	68-72	4227
03/09/2023	vs Louisiana Tech	W	64-54	1708
03/10/2023	vs Middle Tenn.	L	62-68	2230



2022-23 C-USA ONLY STATISTICS

Game Records

Record	Overall	Home	Away	Neutral
ALL GAMES	12-8	7-3	5-5	0-0
CONFERENCE	12-8	7-3	5-5	0-0
NON-CONFERENCE	0-0	0-0	0-0	0-0

Score by Periods

Team	1st	2nd	3rd	4th	OT	TOT
UTEP	355	333	357	343	18	1406
Opponents	322	320	320	336	21	1319

Team Box Score

No.	Player	Total			3-Point		F-Throw		Rebounds				Other				PTS	AVG				
		GP-GS	MIN	AVG	FG-FGA	FG%	3FG-3FGA	3FG%	FT-FTA	FT%	OFF	DEF	TOT	AVG	PF	DQ			A	TO	BLK	STL
1	JACKSON, Jazion	20-20	689:58	34.5	88-206	.427	37-80	.463	56-74	.757	42	84	126	6.3	30	1	55	43	5	39	269	13.5
21	ARIKE, Elina	20-20	545:40	27.3	91-179	.508	7-32	.219	48-62	.774	44	65	109	5.5	62	3	41	38	8	17	237	11.9
11	BOYD, N'Yah	17-14	573:54	33.8	67-199	.337	14-56	.250	45-70	.643	10	32	42	2.5	26	0	66	37	1	17	193	11.4
15	CROUSE, Avery	20-20	615:43	30.8	65-150	.433	19-61	.311	34-42	.810	22	59	81	4.1	70	3	43	50	11	25	183	9.2
24	TAC, Adhel	20-20	581:25	29.1	72-141	.511	9-24	.375	26-52	.500	44	81	125	6.3	65	4	45	35	5	13	179	9.0
2	WILSON, Erin	20-6	365:27	18.3	59-133	.444	8-33	.242	30-46	.652	23	23	46	2.3	38	1	6	27	0	9	156	7.8
13	LIPE, Sabine	20-0	323:37	16.2	29-69	.420	19-49	.388	24-27	.889	6	35	41	2.1	43	1	17	17	1	9	101	5.1
25	MONTROSE, Soleil	19-0	198:05	10.4	20-57	.351	3-18	.167	4-4	1.000	7	10	17	0.9	15	0	11	10	1	4	47	2.5
12	MARKS, Thaniya	10-0	63:05	6.3	8-15	.533	0-0	.000	2-14	.143	8	11	19	1.9	7	0	1	5	0	1	18	1.8
23	CABRAL, Eliana	2-0	06:35	3.3	0-0	.000	0-0	.000	2-2	1.000	0	1	1	0.5	1	0	1	0	0	0	2	1.0
31	VALKOVA, Adela	13-0	40:43	3.1	5-10	.500	0-0	.000	2-3	.667	4	5	9	0.7	2	0	0	4	1	0	12	0.9
3	ALVAREZ, Grace	12-0	45:48	3.8	4-15	.267	1-9	.111	0-0	.000	1	4	5	0.4	3	0	1	3	2	1	9	0.8
Team											37	48	85					7				
Total		20	4050		508-1174	.433	117-362	.323	273-396	.689	248	458	706	35.3	362	13	287	276	35	135	1406	70.3
Opponents		20	4050		472-1064	.444	138-400	.345	237-342	.693	184	481	665	33.3	410	11	255	339	53	111	1319	66.0

Team Statistics

	UTEP	OPP
Scoring	1406	1319
Points per game	70.3	66.0
Scoring margin	+4.4	-
Field goals-att	508-1174	472-1064
Field goal pct	.433	.444
3 point fg-att	117-362	138-400
3-point FG pct	.323	.345
3-pt FG made per game	5.9	6.9
Free throws-att	273-396	237-342
Free throw pct	.689	.693
F-Throws made per game	13.7	11.9
Rebounds	706	665
Rebounds per game	35.3	33.3
Rebounding margin	+2.1	-
Assists	287	255
Assists per game	14.4	12.8
Turnovers	276	339
Turnovers per game	13.8	17.0
Turnover margin	+3.2	-
Assist/turnover ratio	1.0	0.8
Steals	135	111
Steals per game	6.8	5.6
Blocks	35	53
Blocks per game	1.8	2.7
Winning streak	0	-
Home win streak	3	-
Attendance	10661	11078
Home games-Avg/Game	10-1066	10-1108
Neutral site-Avg/Game	-	0-0

Team Results

Date	Opponent	Score	Att.
12/18/2022	at Louisiana Tech	W 62-54	1371
12/29/2022	UAB	W 76-58	1070
12/31/2022	at Rice	L 53-62	419
01/07/2023	Louisiana Tech	W 72-66	856
01/11/2023	at UTSA	W 74-67	507
01/14/2023	Rice	L 62-73	1010
01/16/2023	Charlotte	W 68-60	755
01/19/2023	at FIU	L 70-72	618
01/21/2023	at Fla. Atlantic	Wot 79-78	776
01/28/2023	North Texas	L 71-74	1286
02/02/2023	Middle Tenn.	W 65-62	998
02/04/2023	Western Ky.	L 75-77	1403
02/08/2023	at Charlotte	W 70-64	623
02/11/2023	UTSA	W 79-52	1095
02/17/2023	at UAB	W 92-65	72
02/18/2023	at North Texas	L 65-67	1628
02/23/2023	FIU	W 83-79	1045
02/25/2023	Fla. Atlantic	W 63-55	1143
03/02/2023	at Western Ky.	L 59-62	837
03/04/2023	at Middle Tenn.	Lot 68-72	4227



2022-23 STATISTICS GAME-BY-GAME

Opponent	Date	Score	W	Total		3-Pointers		Free throws		Rebounds				PF	A	TO	BLK	STL	PTS	AVG
				FG-FGA	PCT	3FG-3FGA	PCT	FT-FTA	PCT	OFF	DEF	TOT	AVG							
New Orleans	11/07/2022	83-55	W	26-60	.433	8-20	.400	23-30	.767	15	16	31	31.0	14	21	11	0	17	83	83.0
at Kansas City	11/13/2022	68-59	W	24-68	.353	6-18	.333	14-21	.667	17	24	41	36.0	12	14	12	1	7	68	75.5
Texas Southern	11/16/2022	80-65	W	27-65	.415	5-18	.278	21-27	.778	18	20	38	36.7	23	13	15	1	11	80	77.0
Texas St.	11/19/2022	72-68	Wot	21-63	.333	6-27	.222	24-31	.774	14	37	51	40.3	16	11	12	0	4	72	75.8
vs San Jose St.	11/25/2022	67-54	W	24-56	.429	5-25	.200	14-23	.609	15	28	43	40.8	13	12	17	2	9	67	74.0
vs Sacramento St.	11/26/2022	50-63	L	17-51	.333	2-7	.286	14-20	.700	9	19	28	38.7	21	3	8	0	1	50	70.0
New Mexico St.	11/30/2022	65-61	W	21-53	.396	7-22	.318	16-20	.800	12	18	30	37.4	12	17	12	3	8	65	69.3
at Air Force	12/04/2022	60-63	L	22-54	.407	6-16	.375	10-15	.667	12	24	36	37.3	19	9	20	5	6	60	68.1
at New Mexico St.	12/13/2022	57-52	W	20-43	.465	2-8	.250	15-25	.600	4	20	24	35.8	12	11	19	2	6	57	66.9
at Louisiana Tech	12/18/2022	62-54	W	23-64	.359	7-22	.318	9-13	.692	17	19	36	35.8	16	15	11	2	10	62	66.4
UAB	12/29/2022	76-58	W	31-62	.500	3-14	.214	11-16	.688	10	30	40	36.2	18	11	14	4	9	76	67.3
at Rice	12/31/2022	53-62	L	18-52	.346	5-13	.385	12-20	.600	13	19	32	35.8	25	14	14	0	5	53	66.1
Louisiana Tech	01/07/2023	72-66	W	23-55	.418	10-21	.476	16-18	.889	14	16	30	35.4	16	16	16	0	8	72	66.5
at UTSA	01/11/2023	74-67	W	21-48	.438	6-10	.600	26-39	.667	6	26	32	35.1	19	9	13	2	1	74	67.1
Rice	01/14/2023	62-73	L	23-61	.377	2-7	.286	14-19	.737	21	13	34	35.1	17	9	14	0	5	62	66.7
Charlotte	01/16/2023	68-60	W	25-60	.417	2-17	.118	16-28	.571	22	21	43	35.6	17	9	14	2	7	68	66.8
at FIU	01/19/2023	70-72	L	29-66	.439	5-19	.263	7-14	.500	18	12	30	35.2	20	16	14	1	5	70	67.0
at Fla. Atlantic	01/21/2023	79-78	Wot	32-71	.451	6-19	.316	9-12	.750	11	26	37	35.3	22	15	15	1	12	79	67.7
North Texas	01/28/2023	71-74	L	25-55	.455	6-19	.316	15-16	.938	10	26	36	35.4	21	12	20	1	3	71	67.8
Middle Tenn.	02/02/2023	65-62	W	22-49	.449	7-20	.350	14-19	.737	10	27	37	35.5	14	14	17	4	4	65	67.7
Western Ky.	02/04/2023	75-77	L	29-58	.500	7-18	.389	10-16	.625	18	34	52	36.2	16	19	19	6	2	75	68.0
at Charlotte	02/08/2023	70-64	W	29-55	.527	2-15	.133	10-20	.500	11	12	23	35.6	18	18	11	1	9	70	68.1
UTSA	02/11/2023	79-52	W	27-61	.443	14-31	.452	11-14	.786	11	28	39	35.8	15	22	8	2	7	79	68.6
at UAB	02/17/2023	92-65	W	36-69	.522	6-14	.429	14-17	.824	4	28	32	35.6	15	24	8	0	7	92	69.6
at North Texas	02/18/2023	65-67	L	21-54	.389	8-23	.348	15-19	.789	11	22	33	35.5	20	12	11	0	3	65	69.4
FIU	02/23/2023	83-79	W	28-59	.475	6-23	.261	21-36	.583	13	18	31	35.3	16	18	15	3	10	83	69.9
Fla. Atlantic	02/25/2023	63-55	W	24-65	.369	4-20	.200	11-18	.611	12	24	36	35.4	12	13	8	5	16	63	69.7
at Western Ky.	03/02/2023	59-62	L	19-51	.373	3-10	.300	18-20	.900	7	29	36	35.4	19	6	18	1	7	59	69.3
at Middle Tenn.	03/04/2023	68-72	Lot	23-59	.390	8-27	.296	14-22	.636	9	28	37	35.4	26	15	16	0	5	68	69.2
vs Louisiana Tech	03/09/2023	64-54	W	25-64	.391	4-18	.222	10-13	.769	14	27	41	35.6	17	8	12	3	10	64	69.1
vs Middle Tenn.	03/10/2023	62-68	L	18-49	.367	3-14	.214	23-26	.885	7	23	30	35.5	21	6	16	0	6	62	68.8
Total		2134		753-1800	.418	171-555	.308	457-647	.706	385	714	1099	35.5	542	412	430	52	220	2134	68.8
Opponents		1981		723-1678	.431	194-597	.325	341-486	.702	303	760	1063	34.3	646	370	539	100	182	1981	63.9

UTEP Averages

Games Played	Points/game	FG Pct	3FG Pct	FT Pct	Rebounds/game	Assists/game	Turnovers/game	Assist/Turnover ratio	Steals/game	Blocks/game
31	68.8	41.8	30.8	70.6	35.5	13.3	13.9	1.0	7.1	1.7

2022-23 STATISTICS

Team Statistics

	UTEP	OPP
Scoring	2134	1981
Points per game	68.8	63.9
Scoring margin	+4.9	-
Field goals-att	753-1800	723-1678
Field goal pct	.418	.431
3 point fg-att	171-555	194-597
3-point FG pct	.308	.325
3-pt FG made per game	5.5	6.3
Free throws-att	457-647	341-486
Free throw pct	.706	.702
F-Throws made per game	14.7	11.0
Rebounds	1099	1063
Rebounds per game	35.5	34.3
Rebounding margin	+1.2	-
Assists	412	370
Assists per game	13.3	11.9
Turnovers	430	539
Turnovers per game	13.9	17.4
Turnover margin	+3.5	-
Assist/turnover ratio	1.0	0.7
Steals	220	182
Steals per game	7.1	5.9
Blocks	52	100
Blocks per game	1.7	3.2
Winning streak	0	-
Home win streak	3	-
Attendance	13971	13031
Home games-Avg/Game	14-998	13-1002
Neutral site-Avg/Game	-	4-1041

Score by Periods

Team	1st	2nd	3rd	4th	OT	TOT
UTEP	503	527	537	532	35	2134
Opponents	484	473	486	504	34	1981



2022-23 STATISTICS

UTEP - Game Highs

POINTS	92	at UAB (02/17/2023)
	83	FIU (02/23/2023)
	83	New Orleans (11/07/2022)
	80	Texas Southern (11/16/2022)
	79	UTSA (02/11/2023)
	79	at Fla. Atlantic (01/21/2023)
FIELD GOALS MADE	36	at UAB (02/17/2023)
	32	at Fla. Atlantic (01/21/2023)
FIELD GOAL ATTEMPTS	71	at Fla. Atlantic (01/21/2023)
	69	at UAB (02/17/2023)
FIELD GOAL PERCENTAGE	.527 (29-55)	at Charlotte (02/08/2023)
	.522 (36-69)	at UAB (02/17/2023)
3 PT FG MADE	14	UTSA (02/11/2023)
	10	Louisiana Tech (01/07/2023)
3 PT FG ATTEMPTS	31	UTSA (02/11/2023)
	27	at Middle Tenn. (03/04/2023)
	27	Texas St. (11/19/2022)
3 PT FG PERCENTAGE	.600 (6-10)	at UTSA (01/11/2023)
	.476 (10-21)	Louisiana Tech (01/07/2023)
FREE THROWS MADE	26	at UTSA (01/11/2023)
	24	Texas St. (11/19/2022)
FREE THROW ATTEMPTS	39	at UTSA (01/11/2023)
	36	FIU (02/23/2023)
FREE THROW PERCENTAGE	.938 (15-16)	North Texas (01/28/2023)
	.900 (18-20)	at Western Ky. (03/02/2023)
REBOUNDS	52	Western Ky. (02/04/2023)
	51	Texas St. (11/19/2022)
ASSISTS	24	at UAB (02/17/2023)
	22	UTSA (02/11/2023)
STEALS	17	New Orleans (11/07/2022)
	16	Fla. Atlantic (02/25/2023)
BLOCKED SHOTS	6	Western Ky. (02/04/2023)
	5	Fla. Atlantic (02/25/2023)
	5	at Air Force (12/04/2022)
TURNOVERS	20	North Texas (01/28/2023)
	20	at Air Force (12/04/2022)
FOULS	26	at Middle Tenn. (03/04/2023)
	25	at Rice (12/31/2022)

2022-23 STATISTICS

Opponent - Game Highs

POINTS	79		FIU (02/23/2023)
	78		at Fla. Atlantic (01/21/2023)
	77		Western Ky. (02/04/2023)
	74		North Texas (01/28/2023)
	73		Rice (01/14/2023)
FIELD GOALS MADE	30		Rice (01/14/2023)
	29		Western Ky. (02/04/2023)
FIELD GOAL ATTEMPTS	72		Texas St. (11/19/2022)
	65		Western Ky. (02/04/2023)
FIELD GOAL PERCENTAGE	.566	(30-53)	Rice (01/14/2023)
	.563	(27-48)	at FIU (01/19/2023)
3 PT FG MADE	12		at Western Ky. (03/02/2023)
	12		Western Ky. (02/04/2023)
3 PT FG ATTEMPTS	33		vs Middle Tenn. (N) (03/10/2023)
	33		at Western Ky. (03/02/2023)
3 PT FG PERCENTAGE	.600	(9-15)	Louisiana Tech (01/07/2023)
	.545	(6-11)	at Louisiana Tech (12/18/2022)
FREE THROWS MADE	20		at Middle Tenn. (03/04/2023)
	20		at Rice (12/31/2022)
FREE THROW ATTEMPTS	27		at Middle Tenn. (03/04/2023)
	26		at Fla. Atlantic (01/21/2023)
FREE THROW PERCENTAGE	1.000	(13-13)	vs Louisiana Tech (N) (03/09/2023)
	1.000	(7-7)	at New Mexico St. (12/13/2022)
	1.000	(5-5)	Rice (01/14/2023)
REBOUNDS	43		vs Middle Tenn. (N) (03/10/2023)
	43		at Fla. Atlantic (01/21/2023)
	43		at Kansas City (11/13/2022)
ASSISTS	18		at Middle Tenn. (03/04/2023)
	18		at UTSA (01/11/2023)
STEALS	12		at Western Ky. (03/02/2023)
	11		vs San Jose St. (N) (11/25/2022)
BLOCKED SHOTS	13		at Kansas City (11/13/2022)
	7		at UTSA (01/11/2023)
	7		vs Sacramento St. (N) (11/26/2022)
TURNOVERS	33		New Orleans (11/07/2022)
	24		FIU (02/23/2023)
	24		Texas Southern (11/16/2022)
FOULS	31		at UTSA (01/11/2023)
	28		FIU (02/23/2023)



2022-23 STATISTICS

UTEP - Game Lows

POINTS	50	vs Sacramento St. (N) (11/26/2022)
	53	at Rice (12/31/2022)
	57	at New Mexico St. (12/13/2022)
	59	at Western Ky. (03/02/2023)
	60	at Air Force (12/04/2022)
FIELD GOALS MADE	17	vs Sacramento St. (N) (11/26/2022)
	18	vs Middle Tenn. (N) (03/10/2023)
	18	at Rice (12/31/2022)
FIELD GOAL ATTEMPTS	43	at New Mexico St. (12/13/2022)
	48	at UTSA (01/11/2023)
FIELD GOAL PERCENTAGE	.333 (21-63)	Texas St. (11/19/2022)
	.333 (17-51)	vs Sacramento St. (N) (11/26/2022)
3 PT FG MADE	2	at Charlotte (02/08/2023)
	2	Charlotte (01/16/2023)
	2	Rice (01/14/2023)
	2	at New Mexico St. (12/13/2022)
	2	vs Sacramento St. (N) (11/26/2022)
3 PT FG ATTEMPTS	7	Rice (01/14/2023)
	7	vs Sacramento St. (N) (11/26/2022)
3 PT FG PERCENTAGE	.118 (2-17)	Charlotte (01/16/2023)
	.133 (2-15)	at Charlotte (02/08/2023)
FREE THROWS MADE	7	at FIU (01/19/2023)
	9	at Fla. Atlantic (01/21/2023)
	9	at Louisiana Tech (12/18/2022)
FREE THROW ATTEMPTS	12	at Fla. Atlantic (01/21/2023)
	13	vs Louisiana Tech (N) (03/09/2023)
	13	at Louisiana Tech (12/18/2022)
FREE THROW PERCENTAGE	.500 (10-20)	at Charlotte (02/08/2023)
	.500 (7-14)	at FIU (01/19/2023)
REBOUNDS	23	at Charlotte (02/08/2023)
	24	at New Mexico St. (12/13/2022)
ASSISTS	3	vs Sacramento St. (N) (11/26/2022)
	6	vs Middle Tenn. (N) (03/10/2023)
	6	at Western Ky. (03/02/2023)
STEALS	1	at UTSA (01/11/2023)
	1	vs Sacramento St. (N) (11/26/2022)
BLOCKED SHOTS	0	vs Middle Tenn. (N) (03/10/2023)
	0	at Middle Tenn. (03/04/2023)
	0	at North Texas (02/18/2023)
	0	at UAB (02/17/2023)
	0	Rice (01/14/2023)
	0	Louisiana Tech (01/07/2023)
	0	at Rice (12/31/2022)
	0	vs Sacramento St. (N) (11/26/2022)
	0	Texas St. (11/19/2022)
	0	New Orleans (11/07/2022)
TURNOVERS	8	Fla. Atlantic (02/25/2023)
	8	at UAB (02/17/2023)
	8	UTSA (02/11/2023)
	8	vs Sacramento St. (N) (11/26/2022)
FOULS	12	Fla. Atlantic (02/25/2023)
	12	at New Mexico St. (12/13/2022)
	12	at Kansas City (11/13/2022)

2022-23 STATISTICS

Opponent - Game Lows

POINTS	52		UTSA (02/11/2023)
	52		at New Mexico St. (12/13/2022)
	54		vs Louisiana Tech (N) (03/09/2023)
	54		at Louisiana Tech (12/18/2022)
	54		vs San Jose St. (N) (11/25/2022)
FIELD GOALS MADE	17		UTSA (02/11/2023)
	18		vs Louisiana Tech (N) (03/09/2023)
FIELD GOAL ATTEMPTS	39		at Louisiana Tech (12/18/2022)
	41		Louisiana Tech (01/07/2023)
FIELD GOAL PERCENTAGE	.309	(17-55)	UTSA (02/11/2023)
	.321	(18-56)	vs Louisiana Tech (N) (03/09/2023)
3 PT FG MADE	1		Fla. Atlantic (02/25/2023)
	1		vs San Jose St. (N) (11/25/2022)
3 PT FG ATTEMPTS	6		at Kansas City (11/13/2022)
	10		at North Texas (02/18/2023)
3 PT FG PERCENTAGE	.077	(1-13)	vs San Jose St. (N) (11/25/2022)
	.083	(1-12)	Fla. Atlantic (02/25/2023)
FREE THROWS MADE	5		Rice (01/14/2023)
	5		New Mexico St. (11/30/2022)
	5		vs San Jose St. (N) (11/25/2022)
	5		New Orleans (11/07/2022)
FREE THROW ATTEMPTS	5		Rice (01/14/2023)
	7		at New Mexico St. (12/13/2022)
	7		New Mexico St. (11/30/2022)
FREE THROW PERCENTAGE	.353	(6-17)	at Western Ky. (03/02/2023)
	.500	(9-18)	at FIU (01/19/2023)
REBOUNDS	22		Western Ky. (02/04/2023)
	25		Louisiana Tech (01/07/2023)
ASSISTS	6		Fla. Atlantic (02/25/2023)
	6		at Kansas City (11/13/2022)
STEALS	2		UTSA (02/11/2023)
	3		at Middle Tenn. (03/04/2023)
	3		at UAB (02/17/2023)
	3		at Louisiana Tech (12/18/2022)
BLOCKED SHOTS	0		at FIU (01/19/2023)
	1		at Middle Tenn. (03/04/2023)
	1		at UAB (02/17/2023)
	1		at Charlotte (02/08/2023)
TURNOVERS	6		Western Ky. (02/04/2023)
	9		Texas St. (11/19/2022)
FOULS	15		vs Louisiana Tech (N) (03/09/2023)
	15		at Air Force (12/04/2022)



2022-23 CATEGORY LEADERS

Points

##	Player	G	Pts	Pts/G
1	Jackson, Jazion	31	366	11.8
21	Arike, Elina	28	336	12.0
11	Boyd, N'Yah	27	319	11.8
15	Crouse, Avery	31	283	9.1
24	Tac, Adhel	31	246	7.9
2	Wilson, Erin	31	193	6.2
13	Lipe, Sabine	31	146	4.7
25	Montrose, Soleil	30	102	3.4
23	Cabral, Eliana	8	41	5.1
12	Marks, Thaniya	18	40	2.2
0	Petree, Mahri	2	29	14.5
3	Alvarez, Grace	19	21	1.1
31	Valkova, Adela	15	12	0.8

Scoring Average

##	Player	G	Pts	Pts/G
0	Petree, Mahri	2	29	14.5
21	Arike, Elina	28	336	12.0
11	Boyd, N'Yah	27	319	11.8
1	Jackson, Jazion	31	366	11.8
15	Crouse, Avery	31	283	9.1
24	Tac, Adhel	31	246	7.9
2	Wilson, Erin	31	193	6.2
23	Cabral, Eliana	8	41	5.1
13	Lipe, Sabine	31	146	4.7
25	Montrose, Soleil	30	102	3.4
12	Marks, Thaniya	18	40	2.2
3	Alvarez, Grace	19	21	1.1
31	Valkova, Adela	15	12	0.8

Field Goal Percentage

##	Player	FG	Att	Pct
12	Marks, Thaniya	17	30	.567
21	Arike, Elina	123	248	.496
24	Tac, Adhel	93	190	.489
31	Valkova, Adela	5	11	.455
2	Wilson, Erin	74	164	.451
13	Lipe, Sabine	44	104	.423
15	Crouse, Avery	96	232	.414
1	Jackson, Jazion	122	304	.401
23	Cabral, Eliana	13	36	.361
0	Petree, Mahri	8	23	.348
25	Montrose, Soleil	41	118	.347
11	Boyd, N'Yah	109	315	.346
3	Alvarez, Grace	8	25	.320

Field Goal Attempts

##	Player	G	Att	Att/G
11	Boyd, N'Yah	27	315	11.7
1	Jackson, Jazion	31	304	9.8
21	Arike, Elina	28	248	8.9
15	Crouse, Avery	31	232	7.5
24	Tac, Adhel	31	190	6.1

Field Goals Made

##	Player	G	Made	Made/G
21	Arike, Elina	28	123	4.4
1	Jackson, Jazion	31	122	3.9
11	Boyd, N'Yah	27	109	4.0
15	Crouse, Avery	31	96	3.1
24	Tac, Adhel	31	93	3.0



2022-23 CATEGORY LEADERS

3-Point FG Percentage

##	Player	3FG	Att	Pct
1	Jackson, Jazion	44	114	.386
24	Tac, Adhel	10	27	.370
13	Lipe, Sabine	24	68	.353
15	Crouse, Avery	32	99	.323
21	Arike, Elina	12	43	.279
25	Montrose, Soleil	10	37	.270
2	Wilson, Erin	10	39	.256
0	Petree, Mahri	1	4	.250
11	Boyd, N'Yah	21	88	.239
3	Alvarez, Grace	4	17	.235
23	Cabral, Eliana	3	18	.167

3-Point FG Attempts

##	Player	G	Att	Att/G
1	Jackson, Jazion	31	114	3.7
15	Crouse, Avery	31	99	3.2
11	Boyd, N'Yah	27	88	3.3
13	Lipe, Sabine	31	68	2.2
21	Arike, Elina	28	43	1.5

3-Point FG Made

##	Player	G	Made	Made/G
1	Jackson, Jazion	31	44	1.4
15	Crouse, Avery	31	32	1.0
13	Lipe, Sabine	31	24	0.8
11	Boyd, N'Yah	27	21	0.8
21	Arike, Elina	28	12	0.4

Free Throw Percentage

##	Player	Made	Att	Pct
0	Petree, Mahri	12	12	1.000
13	Lipe, Sabine	34	39	.872
23	Cabral, Eliana	12	14	.857
25	Montrose, Soleil	10	12	.833
21	Arike, Elina	78	97	.804
15	Crouse, Avery	59	75	.787
1	Jackson, Jazion	78	108	.722
11	Boyd, N'Yah	80	120	.667
31	Valkova, Adela	2	3	.667
2	Wilson, Erin	35	56	.625
24	Tac, Adhel	50	83	.602
3	Alvarez, Grace	1	2	.500
12	Marks, Thaniya	6	26	.231

Free Throw Attempts

##	Player	G	Att	Att/G
11	Boyd, N'Yah	27	120	4.4
1	Jackson, Jazion	31	108	3.5
21	Arike, Elina	28	97	3.5
24	Tac, Adhel	31	83	2.7
15	Crouse, Avery	31	75	2.4

Free Throws Made

##	Player	G	Made	Made/G
11	Boyd, N'Yah	27	80	3.0
21	Arike, Elina	28	78	2.8
1	Jackson, Jazion	31	78	2.5
15	Crouse, Avery	31	59	1.9
24	Tac, Adhel	31	50	1.6

Rebounds

##	Player	G	Reb	Reb/G
24	Tac, Adhel	31	187	6.0
1	Jackson, Jazion	31	180	5.8
21	Arike, Elina	28	154	5.5
15	Crouse, Avery	31	122	3.9
11	Boyd, N'Yah	27	86	3.2

Assists

##	Player	G	Ast	Ast/G
11	Boyd, N'Yah	27	97	3.6
1	Jackson, Jazion	31	72	2.3
15	Crouse, Avery	31	65	2.1
24	Tac, Adhel	31	56	1.8
21	Arike, Elina	28	52	1.9

Rebounds Average

##	Player	G	Reb	Reb/G
24	Tac, Adhel	31	187	6.0
1	Jackson, Jazion	31	180	5.8
21	Arike, Elina	28	154	5.5
0	Petree, Mahri	2	9	4.5
15	Crouse, Avery	31	122	3.9

Steals

##	Player	G	Stl	Stl/G
1	Jackson, Jazion	31	66	2.1
15	Crouse, Avery	31	34	1.1
11	Boyd, N'Yah	27	28	1.0
21	Arike, Elina	28	23	0.8
13	Lipe, Sabine	31	16	0.5



2022-23 POINTS-REBOUNDS-ASSISTS

Opponent	Date	Score		0	1	2	3	11	12	13	15	21	23	24
				PETREE, MAH	JACKSON, JA	WILSON, ERI	ALVAREZ, GR	BOYD, N'YAH	MARKS, THAN	LIPE, SABIN	CROUSE, AVE	ARIKE, ELIN	CABRAL, ELI	TAC, ADHEL
New Orleans	11/07/2022	83-55	W	24-5-1	4-4-8	0-1-0	6-0-3	DNP	4-1-0	10-1-1	3-1-2	12-5-3	15-5-2	4-2-0
at Kansas City	11/13/2022	68-59	W	5-4-1	10-1-2	0-1-0	3-0-1	8-7-1	0-2-0	2-1-0	12-7-5	DNP	7-1-1	11-10-2
Texas Southern	11/16/2022	80-65	W	DNP	12-4-1	0-1-0	0-1-0	14-3-7	8-3-0	0-1-1	7-5-3	DNP	9-6-0	7-6-1
Texas St.	11/19/2022	72-68	Wot	DNP	18-9-1	0-0-0	0-0-0	19-8-3	5-2-0	4-5-0	8-4-1	DNP	4-3-1	4-11-1
vs San Jose St.	11/25/2022	67-54	W	DNP	18-7-1	0-1-0	3-1-1	12-8-3	0-1-0	4-3-1	10-3-2	13-5-2	DNP	7-6-1
vs Sacramento St.	11/26/2022	50-63	L	DNP	0-2-0	5-1-0	DNP	18-5-1	DNP	9-1-1	6-2-0	8-5-0	DNP	4-4-1
New Mexico St.	11/30/2022	65-61	W	DNP	9-5-1	2-0-0	DNP	15-1-4	4-0-0	0-1-0	17-5-5	5-5-2	4-1-3	7-8-0
at Air Force	12/04/2022	60-63	L	DNP	6-4-1	12-3-0	0-1-1	6-3-1	0-0-1	2-0-1	17-4-1	7-8-0	0-0-1	8-8-2
at New Mexico St.	12/13/2022	57-52	W	DNP	7-6-1	6-2-0	0-0-1	6-0-3	1-1-0	4-1-0	10-3-2	16-5-1	DNP	5-4-2
at Louisiana Tech	12/18/2022	62-54	W	DNP	17-8-4	0-0-0	0-0-0	11-0-4	2-1-0	0-1-1	11-2-3	7-4-1	DNP	12-12-2
UAB	12/29/2022	76-58	W	DNP	13-9-1	6-0-0	4-1-0	20-2-1	4-2-0	3-3-1	7-3-0	8-8-4	DNP	3-8-2
at Rice	12/31/2022	53-62	L	DNP	2-9-7	0-3-0	0-0-0	11-3-2	0-2-0	5-1-0	12-3-3	6-3-0	DNP	15-4-2
Louisiana Tech	01/07/2023	72-66	W	DNP	15-5-1	2-0-0	DNP	11-1-5	2-5-1	8-2-0	11-3-2	8-0-2	2-1-1	11-8-2
at UTSA	01/11/2023	74-67	W	DNP	19-5-2	11-3-0	DNP	12-2-4	3-1-0	3-1-0	7-4-0	15-5-2	DNP	4-2-1
Rice	01/14/2023	62-73	L	DNP	11-7-3	2-1-0	0-0-0	10-1-1	2-1-0	10-3-0	5-6-3	11-6-1	0-0-0	7-3-0
Charlotte	01/16/2023	68-60	W	DNP	5-9-2	6-3-0	DNP	17-6-1	2-2-0	3-0-1	7-5-0	11-8-3	DNP	17-6-2
at FIU	01/19/2023	70-72	L	DNP	22-4-5	6-1-0	0-0-0	6-1-2	0-3-0	8-0-0	2-2-3	8-7-2	DNP	10-5-3
at Fla. Atlantic	01/21/2023	79-78	Wot	DNP	26-3-0	15-5-0	3-0-0	DNP	DNP	5-3-0	10-10-8	8-3-2	DNP	10-7-5
North Texas	01/28/2023	71-74	L	DNP	16-8-2	12-2-1	0-0-0	DNP	DNP	3-2-0	12-4-0	19-3-3	DNP	4-11-4
Middle Tenn.	02/02/2023	65-62	W	DNP	10-4-1	13-3-1	0-0-0	DNP	DNP	3-5-4	10-7-6	20-8-0	DNP	9-5-1
Western Ky.	02/04/2023	75-77	L	DNP	15-11-4	14-3-1	DNP	7-3-4	DNP	12-5-2	3-1-3	16-11-2	DNP	4-11-2
at Charlotte	02/08/2023	70-64	W	DNP	10-6-2	11-2-1	DNP	12-2-8	DNP	4-1-0	10-3-2	16-4-3	DNP	7-3-2
UTSA	02/11/2023	79-52	W	DNP	10-4-7	22-4-0	0-0-0	3-2-4	3-0-0	13-5-3	11-3-2	12-4-2	DNP	5-9-4
at UAB	02/17/2023	92-65	W	DNP	11-6-8	12-2-1	2-3-0	16-1-5	0-2-0	4-1-1	6-2-0	14-4-2	DNP	14-6-6
at North Texas	02/18/2023	65-67	L	DNP	16-4-2	3-1-0	DNP	13-3-5	DNP	3-3-0	11-9-0	16-8-4	DNP	0-1-1
FIU	02/23/2023	83-79	W	DNP	18-7-3	5-1-0	DNP	12-2-7	DNP	0-0-0	17-4-2	15-5-4	DNP	14-8-2
Fla. Atlantic	02/25/2023	63-55	W	DNP	9-8-1	3-4-1	0-1-0	15-2-5	DNP	0-1-2	15-3-2	3-3-1	DNP	14-8-1
at Western Ky.	03/02/2023	59-62	L	DNP	13-8-0	11-5-0	0-0-1	10-2-1	DNP	6-1-1	9-2-2	7-7-1	DNP	3-4-0
at Middle Tenn.	03/04/2023	68-72	Lot	DNP	11-1-0	2-3-0	DNP	7-9-7	DNP	8-3-1	7-5-2	17-8-2	DNP	16-4-3
vs Louisiana Tech	03/09/2023	64-54	W	DNP	8-7-1	10-5-0	DNP	10-7-4	DNP	10-3-0	6-5-1	15-6-1	DNP	2-1-1
vs Middle Tenn.	03/10/2023	62-68	L	DNP	5-5-0	2-4-0	DNP	18-2-4	DNP	0-2-0	4-2-0	23-6-2	DNP	8-2-0



2022-23 BOX SCORES



Official Basketball Box Score - Final
New Orleans at UTEP
 11/07/22 Don Haskins Center, El Paso, Texas
 2022-23 Women's Basketball

Game Time: 7:00 PM
 Game Duration: 1:51
 Attendance: 758

Officials: Timothy Resch, Jess Martinez, Tala Vahedi

New Orleans - 55

Record: 0-1

NO.	Name	Min	FG		3P		FT		Rebounds		Fouls		TP	AS	TO	ST	Blocks		+/-
			M.A.	M.A.	M.A.	M.A.	OR	DR	PF	FF	BS	BA							
3	Nahja Scott	F 27:08	3-5	0-0	2-2	3	3	6	5	3	8	0	8	0	0	2	0	-15	
31	Zoe Cooper	F 08:14	0-0	0-0	0-0	1	2	3	1	1	0	1	0	0	0	0	0	-7	
1	Hennessey Liu-Brown	G 28:49	4-5	0-1	0-0	0	2	2	3	1	8	4	4	3	0	0	0	-13	
14	Kylla Davis	G 24:40	2-8	2-7	0-0	0	0	0	4	0	6	1	2	1	0	0	0	-18	
20	Justice Ross	G 22:44	4-6	3-4	1-1	1	7	8	2	4	12	1	5	0	2	0	-2		
00	Nora Francis	G 24:14	3-7	1-3	0-2	2	2	4	3	7	1	5	0	0	0	0	-36		
11	Imani Williams	11:11	0-1	0-0	0-0	1	1	3	0	0	1	4	1	0	0	0	-15		
21	Tara Green	13:24	3-5	1-1	1-1	0	4	4	0	1	8	0	0	0	0	0	-3		
2	Yana Gibson	21:30	2-5	1-4	1-2	0	0	0	2	1	6	1	2	0	0	0	-25		
10	Tommyee Thompson	09:21	0-0	0-0	0-0	0	0	0	1	0	0	2	1	0	0	0	-12		
24	Kristen Crenshaw-Gill	03:45	0-2	0-1	0-0	0	0	0	0	0	0	0	0	0	0	0	-9		
Team			1	2	3	0	0	0	0	0	0	0	0	0	0	0	0		
Totals		21:44	8-21	5-8	8	23	31	21	14	55	10	33	6	4	0	0	-28		

Technical Fouls: NONE
 Dead Ball Rebounds: 2, 0

UTEP - 83

Record: 1-0

NO.	Name	Min	FG		3P		FT		Rebounds		Fouls		TP	AS	TO	ST	Blocks		+/-
			M.A.	M.A.	M.A.	M.A.	OR	DR	PF	FF	BS	BA							
21	Elna Anke	F 29:58	5-12	0-0	2-3	3	2	5	1	4	12	3	2	2	0	0	4	33	
1	Jazion Jackson	G 28:49	2-8	0-1	0-0	3	1	4	0	0	4	8	4	6	0	0	0	34	
15	Avery Crouse	G 29:38	1-5	1-4	0-0	1	1	3	2	1	0	0	0	0	0	0	0	32	
23	Eliana Cabral	G 24:22	5-13	2-7	3-4	3	2	5	1	2	15	2	0	3	0	0	0	-16	
25	Soleil Montrose	G 10:45	0-1	0-0	1-2	0	1	1	2	1	1	1	0	0	0	0	0	10	
3	Grace Alvarez	G 15:46	2-4	2-3	0-0	0	0	0	2	1	6	3	2	1	0	0	0	-10	
0	Mahri Petree	23:12	6-11	1-2	11-11	2	3	5	2	7	24	1	0	3	0	0	0	-32	
2	Erin Wilson	10:22	0-0	0-0	0-2	1	0	1	0	1	0	0	0	0	0	0	0	4	
13	Sabine Lipe	15:15	2-3	2-3	4-6	0	1	2	3	0	1	1	2	0	0	0	0	2	
24	Adhel Tac	06:12	1-1	0-0	2-2	0	2	2	1	1	4	0	1	0	0	0	0	-11	
12	Thaniya Marks	05:41	2-2	0-0	0-0	1	1	0	0	0	4	0	0	0	0	0	0	6	
Team			3	2	5	0	0	0	0	0	0	0	0	0	0	0	0	0	
Totals		26:50	8-20	23-30	15	16	31	14	21	83	21	17	0	11	7	0	4	28	

Technical Fouls: Team 1*5:59
 Dead Ball Rebounds: 3, 0

UNO	UTEP	Points from Turnovers	UNO	UTEP	Period by Period Scoring			
					1st	2nd	3rd	4th
Biggest lead	6 (1 st 3:53)	30 (4 th 5:04)	14	11	13	17	55	
Best Scoring Run	7 (4 th 8:56)	14 (4 th 5:04)	16	21	24	22	83	
Lead Changes	5	Second Chance	8	8				
Times Tied	3	Fast Breaks	9	15				
Time with Lead	12:44	Bench	21	48				



Official Basketball Box Score - Final
UTEP at Kansas City
 11/13/22 Benny Center, Kansas City
 2022-23 Women's Basketball

Game Time: 1:00 PM
 Game Duration: 1:49
 Attendance: 403

Officials: Michale Kramer, Christopher Cooper, Kate Davison

UTEP - 68

Record: 5-0

NO.	Name	Min	FG		3P		FT		Rebounds		Fouls		TP	AS	TO	ST	Blocks		+/-
			M.A.	M.A.	M.A.	M.A.	OR	DR	PF	FF	BS	BA							
32	Adhel Tac	F 32:53	4-10	0-0	3-5	5	5	10	4	5	11	2	3	0	0	3	6		
0	Mahri Petree	G 25:56	2-12	0-2	1-1	3	1	4	0	2	5	1	1	1	1	3	-1		
1	Jazion Jackson	G 31:27	4-9	1-3	1-4	0	1	1	2	2	10	2	1	3	0	0	12		
11	N'Yah Boyd	G 26:00	3-13	0-2	2-3	0	7	7	1	3	8	1	1	0	0	3	2		
15	Avery Crouse	G 38:42	3-9	2-4	4-4	0	7	7	2	7	12	5	1	0	0	2	6		
23	Eliana Cabral	14:20	3-5	1-3	0-0	1	0	1	1	0	7	1	1	1	0	0	6		
12	Thaniya Marks	07:07	0-0	0-0	0-0	1	1	2	0	1	0	0	0	0	0	0	3		
25	Soleil Montrose	14:04	3-5	1-1	3-4	0	1	1	0	3	10	1	1	2	0	0	10		
3	Grace Alvarez	03:18	1-2	0-0	0-0	0	0	0	1	0	3	1	0	0	0	0	3		
2	Erin Wilson	07:03	0-2	0-1	0-0	1	0	1	0	0	0	0	0	0	0	0	-1		
13	Sabine Lipe	01:10	1-1	0-0	0-0	1	0	1	1	0	2	0	0	0	0	0	-1		
Team			5	1	6	0	0	0	0	0	0	0	0	0	0	0	0		
Totals		24:68	6-18	14-21	17	24	41	12	23	58	14	12	7	1	13	9			

Technical Fouls: NONE
 Dead Ball Rebounds: 6, 0

Kansas City - 59

Record: 2-1

NO.	Name	Min	FG		3P		FT		Rebounds		Fouls		TP	AS	TO	ST	Blocks		+/-
			M.A.	M.A.	M.A.	M.A.	OR	DR	PF	FF	BS	BA							
0	E'Lease Stafford	F 19:25	5-11	2-4	5-5	1	2	3	4	17	0	5	0	2	0	4			
35	Dani Winslow	F 40:00	1-8	0-0	0	7	10	17	2	1	4	2	5	1	0	0			
41	Jocelyn Ewell	F 35:09	1-2	0-0	0-0	1	1	4	0	2	0	0	0	4	0	-12			
20	Sana'a St. Andre	G 38:08	12-31	1-4	1-4	4	5	4	3	28	1	6	1	1	0	-10			
23	Rain Green	G 23:53	4-5	0-0	0-0	0	3	5	1	0	2	1	0	0	0	0			
24	Zaire Hamill	27:21	0-1	0-0	0-0	1	3	4	3	1	0	2	1	0	0	0	-12		
12	Ava Murphy	02:58	0-0	0-0	0-0	0	0	0	0	0	0	0	1	0	0	-4			
5	Tamia Ugass	09:55	1-3	0-0	2-2	1	2	3	1	2	4	0	0	2	1	0	-1		
11	Machia Mullens	04:01	0-0	0-0	0-0	1	1	1	0	1	0	0	0	0	0	-1			
Team			4	2	6	0	1	1	0	0	0	0	0	0	0	0			
Totals		24:61	3-6	8-11	15	28	43	23	12	59	6	21	6	13	1	-9			

Technical Fouls: NONE
 Dead Ball Rebounds: 1, 0

UNO	UTEP	Points from Turnovers	UNO	UTEP	Period by Period Scoring			
					1st	2nd	3rd	4th
Biggest lead	13 (4 th 9:29)	6 (1 st 5:45)	15	21	20	12	68	
Best Scoring Run	6 (1 st 4:51)	7 (4 th 5:13)	15	21	20	12	68	
Lead Changes	3	Second Chance	20	11				
Times Tied	3	Fast Breaks	13	11				
Time with Lead	29:46	Bench	22	4				



Official Basketball Box Score - Final
Texas Southern at UTEP
 11/16/22 Don Haskins Center, El Paso, Texas
 2022-23 Women's Basketball

Game Time: 7:00 PM
 Game Duration: 1:57
 Attendance: 711

Officials: Jess Martinez, Nait Acosta, Tala Vahedi

Texas Southern - 65

Record: 0-4

NO.	Name	Min	FG		3P		FT		Rebounds		Fouls		TP	AS	TO	ST	Blocks		+/-
			M.A.	M.A.	M.A.	M.A.	OR	DR	PF	FF	BS	BA							
5	Jaida Belton	F 17:34	2-4	0-0	0-1	3	5	8	4	2	4	3	3	1	1	0	0	-8	
3	Taniya Lawson	G 23:11	4-7	2-4	1-2	3	3	6	3	2	11	0	0	1	0	0	0	-3	
11	Kamryn Bates	G 13:38	1-1	0-0	0-0	0	3	3	0	2	1	4	0	0	0	0	0	5	
15	Alisa Knight	G 36:11	2-6	1-3	3-4	1	3	4	3	8	0	5	2	1	1	0	-21		
21	Micah Gray	G 38:23	8-21	2-8	8-9	0	2	1	8	26	4	0	0	0	0	0	-18		
2	Donteria Brown	21:15	3-6	1-2	0-2	2	4	3	1	7	0	1	0	0	0	0	-10		
12	Mykaylyn Davis	12:24	1-1	0-0	0-0	1	2	2	2	2	0	0	0	0	0	0	-6		
1																			

2022-23 BOX SCORES



Official Basketball Box Score - Final
UTEP at San Jose St.
 11/25/22 Montrose Arena, San Jose, Calif
 2022-23 Women's Basketball

Game Time: 2:30 PM
 Game Duration: 1:49
 Attendance: 112

Officials: Mark Munoz, Kathleen Cassidy, Josh Babin

UTEP - 67 Record: 5-9

NO. Name	Min	FG	3P	FT	Rebounds	Fouls	TP	AS	TO	ST	Blocks	+/-
		M/A	M/A	M/A	OR DR TOT	PF FD					BS BA	
24 Adhel Tac	F 17:35	3-5	0-0	1-3	2 4 6	2 5	7	1	1	0	0	-9
1 Jazion Jackson	G 31:46	6-12	2-6	4-4	1 6 7	1 3	18	1	5	3	0	16
11 N'Yah Boyd	G 33:07	3-10	1-6	5-8	3 5 8	1 6	12	3	2	1	0	12
15 Avery Crouse	G 35:58	4-11	2-6	0-2	1 2 3	1 2	10	2	4	1	0	10
25 Sollei Montrose	G 28:23	0-3	0-1	0-0	1 1 2	1 0	0	1	0	0	0	11
13 Sabine Lipe	G 21:01	2-6	0-4	0-0	1 2 3	2 1	4	1	2	2	0	4
21 Elina Arke	G 17:29	5-6	0-0	3-4	2 3 5	4 13	2	2	2	1	1	21
3 Grace Alvarez	G 08:31	1-3	0-2	1-2	1 0 1	1 1	3	1	0	0	0	-1
2 Erin Wilson	G 01:14	0-0	0-0	0-0	1 0 1	1 0	0	0	1	0	0	0
31 Adela Valkova	G 01:27	0-0	0-0	0-0	0 1 1	0 0	0	0	0	0	0	1
12 Thanyia Marks	G 03:29	0-0	0-0	0-0	0 1 1	0 0	0	0	0	1	0	0
Team					2 3 5	0 0						
Totals		24-56	5-25	14-23	15 28 43	13 22	67	12	17	9	2	13

Technical Fouls: NONE

Shooting By Period

1 st FG%	2 nd FG%	3 rd FG%	4 th FG%	GM FG%
31.2	17.1	71.6	7.1	24.56
14.3%	12.5%	43.8%	63.3%	42.9%
50%	40%	62.5%	20.0%	55.6%
1.7	1.8	1.6	2.6	1.3
14.3%	12.5%	43.8%	63.3%	42.9%

Dead Ball Rebounds: 2.0

San Jose St. - 54

Record: 1-4

NO. Name	Min	FG	3P	FT	Rebounds	Fouls	TP	AS	TO	ST	Blocks	+/-
		M/A	M/A	M/A	OR DR TOT	PF FD					BS BA	
11 Marisa Davis-Jones	F 31:10	4-10	0-1	2-2	4 6 10	1 2	10	0	4	1	0	-4
24 Amhyla Moreland	F 11:08	2-4	0-0	0-2	0 1 3	0 3	4	0	1	0	0	3
4 Jada Holland	G 37:53	10-20	0-1	2-2	0 5 5	2 6	20	2	2	3	1	-6
5 Sidney Richards	G 26:17	0-3	0-2	0-0	0 0 0	0 0	1	1	1	3	0	-1
12 Jasmine Singleton	G 26:28	1-5	1-3	1-2	0 2 2	4 4	3	0	2	0	1	-10
0 Aaron Nichols	G 25:08	3-6	0-2	2-2	1 1 2	3 1	8	3	5	1	1	-16
20 Sabrina Mia	G 05:14	0-4	0-4	0-0	1 1 2	2 0	0	0	1	0	0	-6
32 Alani Fluker	G 28:32	3-4	0-0	1 1 2	3 3	6 0	1	1	1	0	1	-14
3 Naleia Nicholas	G 09:10	1-2	0-0	0-0	1 1 2	3 0	2	0	1	0	0	-11
Team					1 5 6	0 0						
Totals		24-58	1-13	5-9	10 24 34	22 13	54	9	17	11	2	-13

Technical Fouls: NONE

Dead Ball Rebounds: 0.0

Biggest lead	UTEP	SJSU
	13 (4 th 0:08)	11 (1 st 5:17)
Best Scoring Run	16 (4 th 0:08)	11 (1 st 5:17)
Lead Changes	9	9
Times Tied	1	1
Time with Lead	09:22	29:34

Points from Turnovers	UTEP	SJSU
	12	16
Paint	36	36
Second Chance	18	9
Fast Breaks	18	6
Bench	20	16

Period by Period Scoring	1st	2nd	3rd	4th	TOT
UTEP	9	17	20	21	67
SJSU	15	14	20	5	54



Official Basketball Box Score - Final
UTEP at Sacramento St.
 11/25/22 Montrose Arena, San Jose, Calif
 2022-23 Women's Basketball

Game Time: 12:00 PM
 Game Duration: 1:51
 Attendance: 113

Officials: Danielle Johnson, David Arden, Dominique Hurter

UTEP - 50 Record: 5-1

NO. Name	Min	FG	3P	FT	Rebounds	Fouls	TP	AS	TO	ST	Blocks	+/-
		M/A	M/A	M/A	OR DR TOT	PF FD					BS BA	
24 Adhel Tac	F 26:11	1-3	0-0	2-4	0 4 4	4 3	4	1	0	0	0	-11
1 Jazion Jackson	G 18:23	0-1	0-1	0-0	1 1 2	3 0	0	0	2	0	0	-8
11 N'Yah Boyd	G 39:09	9-20	0-1	2-2	1 4 5	5 1	18	1	0	0	0	-9
15 Avery Crouse	G 40:00	1-6	1-1	3-4	1 1 2	4 2	6	0	1	0	0	-13
25 Sollei Montrose	G 12:05	0-1	0-0	0-0	0 3 3	2 0	0	0	1	0	0	-5
21 Elina Arke	G 30:47	2-12	0-1	4-4	2 3 5	2 1	4	0	3	0	0	-14
13 Sabine Lipe	G 25:48	3-6	1-2	2-2	1 0 1	1 3	9	1	0	1	0	-8
2 Erin Wilson	G 07:37	1-2	0-1	3-4	0 0 0	1 3	5	0	1	0	0	3
Team					3 2 5	0 0						
Totals		17-51	2-7	14-20	9 19 28	21 16	50	3	8	1	0	-13

Technical Fouls: Arke 4th 9:38

Shooting By Period

1 st FG%	2 nd FG%	3 rd FG%	4 th FG%	GM FG%
31.2	17.1	71.6	7.1	24.56
14.3%	12.5%	43.8%	63.3%	42.9%
50%	40%	62.5%	20.0%	55.6%
1.7	1.8	1.6	2.6	1.3
14.3%	12.5%	43.8%	63.3%	42.9%

Dead Ball Rebounds: 2.0

Sacramento St. - 63

Record: 5-1

NO. Name	Min	FG	3P	FT	Rebounds	Fouls	TP	AS	TO	ST	Blocks	+/-
		M/A	M/A	M/A	OR DR TOT	PF FD					BS BA	
24 Isnelle Natabou	C 40:00	6-7	0-0	5-5	6 8 14	1 4	17	0	3	1	3	10
0 Kahlajah Dean	G 32:18	3-12	1-7	7-12	1 2 3	4 9	14	5	4	1	0	20
1 Berthe Vestveeg	G 33:43	0-0	0-0	2-2	3 1 4	4 2	1	2	1	2	1	0
20 Katie Peneueta	G 40:00	3-13	3-13	2-2	0 10 10	3 1	11	1	1	2	0	13
21 Kaylin Randhawa	G 28:03	3-9	1-4	2-3	0 1 1	5 2	9	2	3	0	0	2
10 Madison Bulcher	G 25:56	4-7	2-4	0-0	1 5 6	2 0	10	2	1	1	2	11
Team					1 2 3	0 0						
Totals		19-48	7-28	18-24	12 29 41	16 20	63	11	15	5	7	13

Technical Fouls: NONE

Dead Ball Rebounds: 4.0

Biggest lead	UTEP	SAC
	2 (3 rd 3:00)	13 (2 nd 3:50)
Best Scoring Run	14 (3 rd 8:02)	9 (4 th 9:20)
Lead Changes	4	10
Times Tied	4	11
Time with Lead	01:40	36:21

Points from Turnovers	UTEP	SAC
	12	6
Paint	12	16
Second Chance	4	10
Fast Breaks	4	11
Bench	22	10

Period by Period Scoring	1st	2nd	3rd	4th	TOT
UTEP	9	15	14	12	50
SAC	15	12	16	20	63



Official Basketball Box Score - Final
New Mexico St. at UTEP
 11/30/22 Don Haskins Center, El Paso, Texas
 2022-23 Women's Basketball

Game Time: 7:00 PM
 Game Duration: 1:51
 Attendance: 997

Officials: Kyle Galoway, Demoya Pugh, Gary Reed

New Mexico St. - 61 Record: 2-4

NO. Name	Min	FG	3P	FT	Rebounds	Fouls	TP	AS	TO	ST	Blocks	+/-
		M/A	M/A	M/A	OR DR TOT	PF FD					BS BA	
14 Ashlea Strawbridge	F 30:02	2-4	0-0	0-0	1 2 3	2 0	4	0	0	0	1	0
0 Molly Kaiser	G 18:22	5-7	1-2	4-6	1 1 2	4 15	3	1	4	0	0	14
11 Soufia Inoussa	G 29:33	2-7	1-4	1-1	0 1 1	4 3	6	1	1	0	0	5
23 Sylena Peterson	G 13:07	2-3	0-0	0-0	2 2 4	3 4	4	1	1	0	0	5
30 Fama Thiam	G 31:38	7-12	2-3	0-0	0 8 8	4 0	4	2	1	3	1	-7
10 Sabou Guerey	G 10:10	1-2	0-0	0-0	1 1 2	2 0	2	1	4	0	0	-13
5 Moe Shida	G 15:37	1-1	0-0	0-0	1 1 2	1 1	0	2	1	0	0	-10
1 Shania Harper	G 10:40	1-1	0-0	0-0	1 0 1	2 0	2	0	2	0	0	-4
20 Taylor Donaldson	G 32:37	3-8	0-2	0-0	1 3 4	2 2	6	2	7	1	0	-8
34 Taylora Grays	G 07:40	2-5	0-0	0-0	1 2 3	4 0	0	0	4	0	0	2
3 Stanny Sanchez-Oliver	G 00:34	0-0	0-0	0-0	0 0 0	1 0	0	0	0	0	0	-5
Team					1 2 3	0 0						
Totals		26-50	4-11	5-7	7 23 30	22 12	61	12	17	6	2	-4

Technical Fouls: NONE

Dead Ball Rebounds: 1.0

UTEP - 65 Record: 6-1

NO. Name	Min	FG	3P	FT	Rebounds	Fouls	TP	AS	TO	ST	Blocks	+/-
		M/A	M/A	M/A	OR DR TOT	PF FD					BS BA	
24 Adhel Tac	F 23:59	1-4	1-1	4-4	4 4 8	2 4	7	0	2	0	0	1
1 Jazion Jackson	G 37:20	3-10	0-4	3-6	2 3 5	1 4	9	1	4	2	0	4
11 N'Yah Boyd	G 34:07	4-8	3-4	4-4	0 1 1	3 2	15	4	4	0	0	7
15 Avery Crouse												

2022-23 BOX SCORES



Official Basketball Box Score - Final
UTEP at New Mexico St.
 121032 Piv American Center, Las Cruces
 2022-23 Women's Basketball

Game Time: 6:00 PM
 Game Duration: 2:08
 Attendance: 808

Officials: Melissa Barlow, Julie Krommenhoek, Kimberly Hobbs

UTEP - 57

Record: 7-2

NO. Name	Min	FG		3P		FT		Rebounds		Fouls		TP	AS	TO	ST	Blocks		+/-
		M.A.	M.A.	M.A.	M.A.	OR	DR	OR	DR	PF	FD					BS	BA	
21 Elina Arke	F 31:43	5-10	1-1	5-6	2-3	5	1	5	16	1	4	2	2	1	0	0	0	1
24 Adhel Tac	F 18:35	2-4	0-0	1-1	1	3	4	3	2	5	2	1	1	0	0	0	0	7
1 Jazion Jackson	G 37:04	3-11	0-2	1-3	0	6	6	1	3	7	1	1	2	0	0	0	0	9
11 N'Yah Boyd	G 20:14	2-4	0-2	2-5	0	0	0	1	3	6	3	3	0	0	0	0	0	-12
15 Avery Crouse	G 40:00	3-4	1-2	3-4	0	3	3	2	3	10	2	4	1	0	0	0	5	5
25 Soleil Montrose	F 19:03	1-5	0-1	0-0	2	2	1	2	0	2	1	2	0	0	0	1	0	8
2 Erin Wilson	F 16:06	3-4	0-0	0	0	1	2	2	6	0	1	2	0	0	0	0	6	6
13 Sabine Lipe	04:32	1-1	0-0	2	2	1	1	0	2	4	0	1	0	0	0	0	0	4
3 Grace Alvarez	01:43	0-0	0-0	0	0	0	0	0	0	0	0	1	0	0	0	0	0	-3
12 Thanyia Marks	11:00	0-0	0-0	1-4	0	1	1	4	1	0	1	0	1	0	0	0	0	1
Team				0	0	0	0	0	0	0	0	0	0	0	0	0	0	0
Totals		20-43	2-8	15-25	4	20	24	12	24	57	11	19	8	2	2	5	5	

Technical Fouls: Coach 2nd 4-48

Dead Ball Rebounds: 6.3

New Mexico St - 52

Record: 3-7

NO. Name	Min	FG		3P		FT		Rebounds		Fouls		TP	AS	TO	ST	Blocks		+/-
		M.A.	M.A.	M.A.	M.A.	OR	DR	OR	DR	PF	FD					BS	BA	
14 Ashlee Strawbridge	F 11:51	0-1	0-1	0-0	0	0	0	0	0	0	0	0	2	0	0	0	0	-11
0 Molly Kaiser	G 31:50	7-14	0-1	4-4	2	2	4	5	3	18	2	2	3	0	0	0	0	13
11 Soufia Inoussa	G 36:22	2-10	1-5	2-2	1	3	4	3	2	7	0	1	0	0	0	0	0	-1
20 Taylor Donaldson	G 33:32	4-8	2-4	1-1	0	0	0	4	3	11	0	2	1	0	0	0	0	8
30 Fama Thiam	G 21:13	0-4	0-2	0-0	2	2	2	0	2	0	2	0	2	0	0	0	0	-5
1 Shania Harper	14:23	3-6	0-1	0-0	2	8	10	3	6	0	0	1	1	0	0	0	0	-8
5 Moe Shida	07:48	1-1	0-0	0-0	0	0	0	0	2	0	2	0	0	0	0	0	0	-15
34 Tayelin Gray	22:48	0-6	0-1	0-0	1	1	4	1	0	3	2	0	0	0	0	0	0	-5
10 Sabou Gueye	02:29	0-1	0-0	0-0	1	1	0	0	0	3	1	0	0	0	0	0	0	-11
12 Ene Adams	17:44	4-6	0-0	0-0	1	0	0	3	2	8	0	4	2	0	0	0	0	10
Team				0	0	0	0	0	0	0	0	0	0	0	0	0	0	0
Totals		21-57	3-15	7-7	7	21	28	24	12	52	7	20	8	2	2	5	5	

Technical Fouls: NONE

Dead Ball Rebounds: 6.2

Biggest lead

UTEP 9 (4th 4:07)

NMSU 10 (2nd 4:27)

Points from Turnovers 15 15

UTEP 34 22

NMSU 34 22

Period by Period Scoring

1st 2nd 3rd 4th TOT

Best Scoring Run

7 (2nd 6:53)

9 (2nd 9:40)

Paint 40

UTEP 12 15 10 20 57

NMSU 17 14 6 15 52

Lead Changes

6

Second Chance 7

UTEP 12 6

NMSU 12 6

Fast Breaks 12

UTEP 13 16

NMSU 17 14

Times Tied

5

Bench

UTEP 10 15

NMSU 13 16

Time with Lead

10:59

22:13

UTEP 17 14 6 15 52

NMSU 17 14 6 15 52



Official Basketball Box Score - Final
UTEP at Louisiana Tech
 121820 Thomas Assembly Center, Ruston
 2022-23 Women's Basketball

Game Time: 2:00 PM
 Game Duration: 1:51
 Attendance: 1,371

Officials: Travis Jones, Jaclyn Watson, Corey Malone

UTEP - 62

Record: 8-2 (1-0)

NO. Name	Min	FG		3P		FT		Rebounds		Fouls		TP	AS	TO	ST	Blocks		+/-
		M.A.	M.A.	M.A.	M.A.	OR	DR	OR	DR	PF	FD					BS	BA	
21 Elina Arke	F 18:18	3-7	0-0	1-2	1	3	4	3	1	7	1	2	0	0	0	0	0	1
24 Adhel Tac	F 36:02	6-9	0-0	0-1	8	4	12	3	2	12	2	1	1	1	0	0	0	7
1 Jazion Jackson	G 36:48	5-13	5-8	2-2	4	0	8	1	4	17	4	2	4	0	1	0	0	3
11 N'Yah Boyd	G 37:56	4-16	0-4	3-4	0	0	2	4	11	4	4	2	0	0	1	0	0	9
15 Avery Crouse	G 38:21	3-10	2-6	3-4	1	1	2	3	11	3	1	2	1	1	0	0	0	5
12 Thanyia Marks	03:58	1-1	0-0	0-0	1	1	1	0	2	0	0	0	0	0	0	0	0	4
25 Soleil Montrose	14:29	1-5	0-1	0-0	1	0	1	1	2	2	0	0	0	0	0	0	0	10
2 Erin Wilson	06:19	0-1	0-1	0-0	0	0	0	0	0	0	0	0	0	0	0	0	0	2
13 Sabine Lipe	06:10	0-2	0-2	0-0	1	1	1	1	1	1	0	0	0	0	0	0	0	-1
3 Grace Alvarez	01:38	0-0	0-0	0-0	0	0	0	0	0	0	0	0	0	0	0	0	0	0
Team				2	5	7	0	0	0	0	0	0	0	0	0	0	0	0
Totals		23-64	7-22	9-13	17	19	36	16	18	62	15	11	10	2	3	8	8	

Technical Fouls: NONE

Dead Ball Rebounds: 2.0

Louisiana Tech - 54

Record: 7-4 (0-1)

NO. Name	Min	FG		3P		FT		Rebounds		Fouls		TP	AS	TO	ST	Blocks		+/-
		M.A.	M.A.	M.A.	M.A.	OR	DR	OR	DR	PF	FD					BS	BA	
44 Anna Larr Roberson	F 24:31	3-5	1-1	2-2	0	2	2	2	3	9	0	2	0	0	0	0	0	4
2 Keluana Walker	G 26:05	3-9	0-0	6-9	1	2	3	2	7	12	1	3	0	0	0	0	0	-15
10 Salma Bates	G 27:52	2-4	0-1	0-0	1	1	3	1	4	4	6	1	1	0	0	0	0	-5
23 Solvia Nativi	G 20:12	1-2	0-1	0-0	2	2	2	2	2	2	3	3	0	0	0	0	0	11
24 Amaya Brannon	G 28:13	2-5	0-1	0-0	7	7	2	2	4	1	4	1	0	0	0	0	0	-3
3 Robyn Lee	14:35	3-4	0-0	0-2	0	3	3	1	6	1	0	1	0	0	0	0	0	-4
32 Kate Thompson	07:25	1-1	0-0	0-0	2	2	0	0	2	0	0	0	0	0	0	0	0	-9
33 Mackenzie Wurm	07:50	0-0	0-0	0-0	1	1	0	0	0	0	0	0	0	0	0	0	0	-3
4 Lotte Sant	16:46	2-2	2-2	0-0	2	2	0	0	6	0	1	0	0	0	0	0	0	-5
12 Gabbie Green	26:19	3-7	3-5	0-0	1	1	2	0	9	1	0	0	0	0	0	0	0	-11
1 Autumn Smith	00:12	0-0	0-0	0-0	0	0	0	0	0	0	0	0	0	0	0	0	0	0
Team				2	3	5	0	0	0	0	0	0	0	0	0	0	0	0
Totals		20-39	6-11	8-13	3	26	29	16	16	54	11	20	3	3	2	8	8	

Technical Fouls: NONE

Dead Ball Rebounds: 2.0

Biggest lead

8 (2nd 6:46)

LAT 6 (3rd 5:40)

Points from Turnovers 20 8

UTEP 32 26

LAT 10 15

Period by Period Scoring

1st 2nd 3rd 4th TOT

Best Scoring Run

7 (2nd 6:53)

9 (2nd 9:40)

Paint 40

UTEP 12 15 10 20 57

LAT 13 15 16 18 62

Lead Changes

8

Second Chance 5

UTEP 12 6

LAT 12 6

Fast Breaks 9

UTEP 13 16

2022-23 BOX SCORES



Official Basketball Box Score - Final
Louisiana Tech at UTEP
 01/07/23 Don Hawkins Center, El Paso, Texas
 2022-23 Women's Basketball

Game Time: 1:00 PM
 Game Duration: 1:49
 Attendance: 856

Officials: Kristen Bell, Timothy Resch, Michael Barber

Louisiana Tech - 66
 Record: 8-6 (2-3)

NO. Name	Min	FG		3P		FT		Rebounds		Fouls		TP	AS	TO	ST	Blocks		+/-	
		M/A	M/A	M/A	M/A	OR	DR	OR	DR	PF	FF					BS	BA		
33 Mackenzie Wurm	F 21:05	2-4	0-0	0-0	1	5	6	2	1	4	1	0	0	0	1	0	0	0	4
24 Keianna Walker	G 34:12	8-13	3-4	5-6	0	2	2	4	7	24	3	6	2	0	0	0	0	0	5
10 Saima Bates	G 36:03	5-9	2-5	2-2	0	3	3	2	1	14	4	5	2	2	2	0	0	-10	
23 Nilvia Nativ	G 28:27	1-2	0-0	0-0	3	1	4	2	1	2	5	3	1	0	0	0	0	-12	
24 Amaya Brannon	G 33:16	3-9	1-2	0-1	1	4	5	3	5	13	0	4	1	0	0	0	0	-4	
4 Lotte Sant	G 24:49	2-3	2-3	0-0	1	1	2	1	1	6	0	0	0	0	0	0	0	-6	
12 Gabby Green	16:00	1-1	1-1	0-0	0	1	1	4	0	3	1	3	0	0	0	0	0	0	
3 Robyn Lee	04:29	0-0	0-0	0-0	0	0	0	1	0	0	1	0	0	0	0	0	0	1	
34 Ayan Angoi	01:39	0-0	0-0	0-0	0	0	0	0	0	0	0	0	0	0	0	0	0	-2	
Team					0	2	2	0	0	0	0								
Totals		22-41	9-15	13-16	6	19	25	19	16	66	14	22	5	3	0	0	0	0	

Technical Fouls: NONE

Shooting By Period

1st FG%	6-8	75.0%
3PT%	2-3	66.7%
FT%	7-8	87.5%
2nd FG%	3-10	30.0%
3PT%	2-4	50.0%
FT%	4-6	66.7%
3rd FG%	5-8	62.5%
3PT%	1-1	100.0%
FT%	0-0	0%
4th FG%	8-15	53.3%
3PT%	4-7	57.1%
FT%	2-2	100%
GM FG%	22-41	53.7%
3PT%	9-15	60.0%
FT%	13-16	81.3%

Dead Ball Rebounds: 0, 0

UTEP - 72
 Record: 10-3 (3-1)

NO. Name	Min	FG		3P		FT		Rebounds		Fouls		TP	AS	TO	ST	Blocks		+/-
		M/A	M/A	M/A	M/A	OR	DR	OR	DR	PF	FF					BS	BA	
21 Elina Anike	F 20:45	2-6	0-1	4-4	0	0	0	4	3	8	2	6	0	0	0	0	0	0
24 Adhel Tac	F 32:16	4-10	0-1	3-5	4	4	8	3	11	2	1	2	1	0	0	0	0	0
1 Jazon Jackson	G 29:40	6-10	3-7	0-0	2	3	5	2	3	15	1	2	1	0	0	0	0	3
11 N'Yah Boyd	G 37:49	3-12	3-5	2-2	0	1	1	0	2	11	5	2	1	0	2	5	0	0
15 Avery Crouse	G 29:24	3-5	2-3	3-3	1	2	3	3	3	11	2	2	2	0	0	0	0	2
25 Soleil Montrose	06:00	0-1	0-0	0-0	0	1	2	0	1	2	0	2	0	0	0	0	0	0
2 Erin Wilson	07:30	1-1	0-0	0-0	0	0	0	2	0	2	0	2	0	0	0	0	0	-1
13 Sabine Lipe	10:15	3-6	2-4	0-0	0	2	2	1	1	8	0	1	1	0	0	0	0	6
12 Thanyia Marks	10:19	1-3	0-0	0-0	3	2	5	0	2	2	1	0	1	0	1	0	0	7
23 Eliana Cabral	05:22	0-0	0-0	2-2	0	1	1	1	1	2	1	0	0	0	0	0	0	3
Team					4	1	5	0	0	0	1							
Totals		23-55	10-21	16-18	14	16	30	16	19	72	16	16	8	0	3	0	0	0

Technical Fouls: NONE

Shooting By Period

1st FG%	6-12	50.0%
3PT%	1-3	33.3%
FT%	3-3	100%
2nd FG%	6-14	42.9%
3PT%	3-5	60.0%
FT%	5-5	100%
3rd FG%	5-14	35.7%
3PT%	2-6	33.3%
FT%	4-6	66.7%
4th FG%	6-15	40.0%
3PT%	3-7	42.9%
FT%	4-4	100%
GM FG%	23-55	41.8%
3PT%	10-21	47.6%
FT%	16-18	88.9%

Dead Ball Rebounds: 0, 0

Biggest lead	LAT		UTEP		Points from Turnovers	LAT		UTEP		Period by Period Scoring	
	1st	2nd	3rd	4th		1st	2nd	3rd	4th		TOT
8 (1st 3:25)	12	4th 9:25	18	20	21	25	16	20	17	19	72
Best Scoring Run	8 (1st 3:25)	9 (3rd 3:18)	3	2	5	11	11	11	22	66	
Lead Changes	3	Second Chance	5	11	11	11	11	11	11	11	
Times Tied	4	Fast Breaks	6	13	16	20	17	19	72		
Time with Lead	14:03	Bench	9	16	16	20	17	19	72		



Official Basketball Box Score - Final
UTEP at UTSA
 01/11/23 Convocation Center, San Antonio
 2022-23 Women's Basketball

Game Time: 7:00 PM
 Game Duration: 2:04
 Attendance: 507

Officials: Eric Koch, Dawn Marsh, Rochelle Bennett

UTEP - 74
 Record: 11-3 (4-1)

NO. Name	Min	FG		3P		FT		Rebounds		Fouls		TP	AS	TO	ST	Blocks		+/-
		M/A	M/A	M/A	M/A	OR	DR	OR	DR	PF	FF					BS	BA	
21 Elina Anike	F 29:53	5-5	1-1	4-5	1	4	5	3	4	15	2	2	0	1	0	0	0	6
24 Adhel Tac	F 15:22	2-4	0-0	0-0	0	2	2	0	0	4	1	2	0	0	1	0	0	3
1 Jazon Jackson	G 33:24	5-9	3-3	6-10	0	5	5	1	6	19	2	1	1	1	2	6	0	0
11 N'Yah Boyd	G 39:18	2-12	0-2	8-10	0	2	2	0	8	12	4	1	0	0	1	9	0	0
15 Avery Crouse	G 24:11	3-7	1-1	0-0	1	3	4	4	1	7	0	2	0	0	0	0	0	0
2 Erin Wilson	19:36	3-7	1-2	4-6	2	1	3	2	3	11	0	3	0	0	0	0	0	10
13 Sabine Lipe	19:35	0-1	0-1	3-4	0	1	1	3	3	0	0	0	0	0	0	0	0	9
25 Soleil Montrose	05:02	0-1	0-0	0-0	0	0	0	1	0	0	0	0	0	0	0	0	0	-4
12 Thanyia Marks	09:52	1-2	0-0	1-4	0	1	1	5	3	0	1	0	1	0	0	0	0	0
31 Adela Valkova	03:47	0-0	0-0	0-0	0	1	1	0	0	0	0	0	0	0	0	0	0	6
Team					2	6	8	0	0	0	0							
Totals		21-48	6-10	26-39	6	26	32	19	31	74	9	13	1	2	7	7	0	0

Technical Fouls: NONE

Shooting By Period

1st FG%	7-16	43.8%
3PT%	1-3	33.3%
FT%	2-2	100%
2nd FG%	5-10	50.0%
3PT%	2-3	66.7%
FT%	6-14	42.9%
3rd FG%	4-13	30.8%
3PT%	1-2	50.0%
FT%	6-8	75%
4th FG%	5-9	55.6%
3PT%	2-2	100%
FT%	12-15	80%
GM FG%	21-48	43.8%
3PT%	6-10	60.0%
FT%	26-39	66.7%

Dead Ball Rebounds: 7, 0

UTSA - 67
 Record: 3-11 (1-4)

NO. Name	Min	FG		3P		FT		Rebounds		Fouls		TP	AS	TO	ST	Blocks		+/-
		M/A	M/A	M/A	M/A	OR	DR	OR	DR	PF	FF					BS	BA	
0 Elyssa Coleman	F 18:09	1-2	0-0	0-0	0	3	5	1	2	0	1	0	0	2	0	0	0	5
32 Jordyn Jenkins	F 38:10	15-22	3-4	4-5	2	9	11	4	9	37	1	3	0	3	0	0	0	-6
1 Haley Atwood	G 28:47	3-6	0-1	2-3	1	1	2	2	2	8	1	1	1	1	0	0	0	6
11 Sidney Love	G 25:32	2-7	1-4	2-2	3	3	6	4	3	7	5	3	1	0	0	0	0	-12
22 Kyra White	G 34:38	3-14	1-4	0-0	1	7	8	4	0	7	7	3	0	1	1	1	0	-11
20 Mayia Linton	13:34	0-0	0-0	0-0	0	0	0	4	0	0	0	1	0	0	0	0	0	0
2 Alexis Parker	24:15	1-4	1-4	1-4	0	1	2	3	4	2	1	1	0	0	0	0	0	0
5 Madison Cockrell	12:48	0-3	0-1	2-2	0	1	1	3	1	2	0	0	1	0	1	0	0	11
23 Kyleigh McGuire	01:27	0-0	0-0	0-0	0	0	0	2	0	0	0	0	0	0	0	0	0	0
10 Queen Ulabo	02:40	0-1	0-1	0-0	0	0	0	1	0	0	0	0	0	0	0	0	0	-6
Team					2	2	4	0	0	0	2							
Totals		25-59	6-19	11-16	9	27	36	31	19	67	18	16	4	7	2	0	0	0

Technical Fouls: NONE

Shooting By Period

1st FG%	3-12	25.0%
3PT%	0-3	0.0%
FT%	3-7	42.9%
2nd FG%	6-15	40.0%
3PT%	2-5	40.0%
FT%	2-3	66.7%
3rd FG%	9-17	52.9%
3PT%	2-4	50.0%
FT%	2-2	100%
4th FG%	7-15	46.7%
3PT%	2-7	28.6%
FT%	4-4	100%
GM FG%	25-59	42.4%
3PT%	6-19	31.6%
FT%	11-16	68.8%

Dead Ball Re

2022-23 BOX SCORES



Official Basketball Box Score - Final
UTEP at FIU
 01/19/23 Ocean Bank Convention Center, Miami
 2022-23 Women's Basketball
 Officials: Scott Yarbrough, Matt Krenk, Courtney Robinson
 Game Time: 7:00 PM
 Game Duration: 2:06
 Attendance: 618

UTEP - 70 Record: 12-5 (5-3)

NO. Name	Min	FG		3P		FT		Rebounds		Fouls		TP	AS	TO	ST	Blocks		+/-	
		M.A.	M.A.	M.A.	M.A.	OR	DR	PF	FD	BS	BA								
21 Elina Arke	26:18	4-8	0-0	0-1	4-3	7-2	8-2	1-2	0-0	0-0	0-1								
24 Adhel Tac	25:09	4-5	1-1	1-2	2-3	5-3	10-3	3-0	0-0	0-4									
1 Jazjon Jackson	36:59	8-17	2-6	4-4	2-2	4-6	22-5	5-1	1-0	0-5									
11 N'Yah Boyd	20:37	3-9	0-2	0-1	1-0	1-1	6-2	1-1	0-0	-13									
15 Avery Crouse	36:51	1-4	0-3	0-0	0-2	2-4	1-2	3-1	1-1	1-0	-1								
25 Soleil Montrose	08:24	1-4	0-1	0-0	2-1	3-2	1-2	1-1	1-0	0-0	-7								
12 Thanyia Marks	06:40	0-1	0-0	0-4	0-3	0-4	0-0	0-0	0-0	0-0	-7								
2 Erin Wilson	13:10	2-6	0-1	2-2	1-0	1-1	3-1	6-0	1-0	0-0	-8								
13 Sabine Lipe	17:53	3-6	2-4	0-0	0-0	2-1	8-0	1-0	0-0	0-0	12								
31 Adela Valkova	06:20	3-5	0-0	0-0	2-0	2-0	0-0	6-0	0-0	0-0	2								
3 Grace Alvarez	01:39	0-1	0-1	0-0	0-0	0-0	0-0	0-0	0-0	0-0	2								
Team					1-2	2-1	2-0	0-0	0-0	0-0									
Totals		29-66	5-19	7-14	18	12	30	20	20	70	16	14	5	1	0	2			

Technical Fouls: NONE
 Dead Ball Rebounds: 2, 1

FIU - 72 Record: 9-9 (4-4)

NO. Name	Min	FG		3P		FT		Rebounds		Fouls		TP	AS	TO	ST	Blocks		+/-	
		M.A.	M.A.	M.A.	M.A.	OR	DR	PF	FD	BS	BA								
44 Maria Torres	07:17	0-0	0-0	0-0	0-0	1-1	0-0	0-2	0-0	0-0	-12								
21 Hope Butera	31:51	3-3	0-0	1-2	0-8	8-3	7-0	1-0	0-0	0-7									
2 Olivia Trice	33:08	3-5	1-2	1-2	0-4	4-3	8-1	4-0	0-0	0-6									
3 Tanajah Hayes	28:31	7-10	2-3	5-8	2-2	2-4	2-7	2-1	9-1	4-0	0-0	20							
10 Sifa Joyeuse	29:38	5-10	4-7	0-2	0-1	2-1	14-0	3-0	0-0	1-2									
1 Kalliah Henderson	34:03	6-12	1-4	1-2	3-3	6-3	14-4	4-0	0-0	0-10									
0 Zaida Gonzalez	12:52	0-2	0-1	0-0	2-0	2-1	0-0	0-0	0-0	0-8									
5 Mihaela Lazic	10:24	2-5	0-2	0-0	0-0	1-2	4-1	1-1	0-0	0-0	-1								
24 Sariana Rodriguez Camacho	05:23	1-1	1-1	0-0	0-1	0-0	3-0	0-0	0-0	0-9									
12 Ajae Youkam	06:53	0-0	0-0	1-2	0-1	1-1	3-1	1-0	2-0	0-0	-3								
Team					2-4	6-6	0-2												
Totals		27-48	9-20	9-18	10	24	34	20	20	72	15	23	4	0	1	2			

Technical Fouls: NONE
 Dead Ball Rebounds: 2, 1

UTEP		FIU	
Biggest lead	4 (1 st 8:55)	17 (2 nd 3:57)	
Best Scoring Run	8 (3 rd 0:45)	10 (1 st 5:19)	
Lead Changes	1		
Times Tied	2		
Time with Lead	02:11	36:42	

Points from		UTEP		FIU	
Turnovers	25	8			
Paint	42	28			
Second Chance	14	10			
Fast Breaks	4	2			
Bench	22	22			

Period by Period Scoring	
1st	16
2nd	19
3rd	22
4th	10
TOT	70



Official Basketball Box Score - Final
UTEP at Fla. Atlantic
 01/21/23 Eganer R. Babler Arena, Boca Raton, FL
 2022-23 Women's Basketball
 Officials: Carla Fountain, Alexis Perez, Kiesha Brown
 Game Time: 2:00 PM
 Game Duration: 2:12
 Attendance: 776

UTEP - 79 Record: 13-5 (5-3)

NO. Name	Min	FG		3P		FT		Rebounds		Fouls		TP	AS	TO	ST	Blocks		+/-	
		M.A.	M.A.	M.A.	M.A.	OR	DR	PF	FD	BS	BA								
21 Elina Arke	26:44	3-7	0-0	2-2	1-2	3-4	3-8	2-0	1-0	0-0	25								
24 Adhel Tac	42:26	4-6	1-2	1-2	1-6	7-2	3-10	5-4	1-0	0-3									
1 Jazjon Jackson	35:52	11-21	2-5	2-2	1-2	3-4	26-0	0-1	4-0	0-10									
2 Erin Wilson	32:04	5-13	1-2	4-6	4-1	5-5	4-16	0-1	1-0	0-0	13								
15 Avery Crouse	41:48	5-15	0-5	0-0	0-10	10-5	1-10	8-5	4-1	1-13									
13 Sabine Lipe	18:49	2-4	1-3	0-0	0-3	3-0	0-5	0-2	1-0	1-19									
25 Soleil Montrose	18:20	1-2	0-0	0-0	0-0	0-0	0-0	2-0	1-0	0-0	-23								
31 Adela Valkova	03:34	0-0	0-0	0-0	0-0	0-0	0-0	0-0	0-0	0-0	-6								
3 Grace Alvarez	05:23	1-3	1-2	0-0	0-0	0-0	1-2	3-0	0-0	0-0	-11								
Team					4-2	6-6	0-1												
Totals		32-71	6-19	9-12	11	26	37	22	16	79	15	15	12	1	2	1			

Technical Fouls: NONE
 Dead Ball Rebounds: 2, 0

Fla. Atlantic - 78 Record: 11-7 (4-5)

NO. Name	Min	FG		3P		FT		Rebounds		Fouls		TP	AS	TO	ST	Blocks		+/-	
		M.A.	M.A.	M.A.	M.A.	OR	DR	PF	FD	BS	BA								
30 Janeta Rozentale	31:39	4-7	0-2	3-4	3-5	8-1	2-11	0-3	0-1	0-1	-1								
32 Amber Gaston	08:59	0-1	0-0	1-2	0-2	2-2	3-1	1-1	1-0	0-0	-8								
2 Anyia Hubbard	33:05	5-13	0-3	5-8	2-8	10-2	6-15	2-3	2-0	0-2									
23 Jada Moore	22:32	2-7	0-1	0-0	2-3	5-1	0-4	2-0	0-0	0-6									
34 Alexa Zaph	14:54	0-4	0-1	0-0	0-1	1-1	1-0	0-2	0-0	0-12									
15 Sofia Galerou	25:58	4-8	3-6	0-0	4-4	3-4	0-11	3-4	2-1	0-9									
1 Devyn Scott	31:15	1-6	0-2	5-6	1-1	2-1	4-7	2-2	5-2	0-5									
22 Dyllan Hanna	20:07	1-3	0-0	1-2	2-1	3-3	3-3	0-0	0-0	0-10									
20 Joyia Maddox	32:29	10-12	4-6	2-4	1-1	2-2	3-26	2-2	0-0	0-4									
3 Simona Hershaw	01:25	0-0	0-0	0-0	0-0	0-0	0-0	0-0	0-0	0-2									
10 Ajalon Gillard	02:37	0-2	0-1	0-0	0-0	0-0	0-0	0-0	0-0	0-0									
Team					3-6	6-6	0-1												
Totals		27-63	7-22	17-26	14	29	43	16	22	78	12	23	6	2	1	-1			

Technical Fouls: NONE
 Dead Ball Rebounds: 5, 0

UTEP		FAU	
Biggest lead	8 (1 st 6:43)	9 (3 rd 8:04)	
Best Scoring Run	14 (3 rd 4:05)	8 (2 nd 2:37)	
Lead Changes	8		
Times Tied	10		
Time with Lead	21:15	18:16	

Points from		UTEP		FAU	
Turnovers	26	23			
Paint	34	32			
Second Chance	8	11			
Fast Breaks	22	18			
Bench	10	47			

Period by Period Scoring	
1st	21
2nd	14
3rd	18
4th	16
TOT	79



Official Basketball Box Score - Final
North Texas at UTEP
 01/28/23 Don Haskins Center, El Paso, Texas
 2022-23 Women's Basketball
 Officials: Scott Yarbrough, Demoya Pugh, Neonta Williams
 Game Time: 1:00 PM
 Game Duration: 2:13
 Attendance: 1,396

North Texas - 74 Record: 8-13 (6-6)

NO. Name	Min	FG		3P		FT		Rebounds		Fouls		TP	AS	TO	ST	Blocks		+/-	
		M.A.	M.A.	M.A.	M.A.	OR	DR	PF	FD	BS	BA								
35 Anyiah Johnson	16:56	7-9	0-3	0-1	3-1	4-3	14-0	1-1	1-0	0-13									
0 Quincy Noble	38:11	9-20	4-10	1-2	0-2	2-2	1-23	1-1	3-3	0-6									
1 Kendall McGruder	18:58	1-8	1-3	3-4	2-0	2-3	3-6	2-2	2-0	0-1	-5								
4 Jordyn Carter	27:42	2-4	0-0	0-2	1-2	3-4	1-4	2-2	0-0	1-18									
20 Jaacuklyn Moore	28:56	3-9	2-5	5-6	3-3	6-0	3-13	1-2	0-0	0-1	-1								
24 Tommisha Lampkin	22:01	2-2	0-0	1-4	2-6	8-5	5-5	1-2	0-0	0-8									
2 Etesana Hardaway	28:12	2-4	0-1	1-2	0-6	6-1	2-5	6-4	1-0	0-2									
22 Courtney Loudemill	01:41	0-0																	

2022-23 BOX SCORES



Official Basketball Box Score - Final
Western Ky. at UTEP
 02/04/23 Don Haskins Center, El Paso, Texas
 2022-23 Women's Basketball

Game Time: 1:00 PM
 Game Duration: 2:05
 Attendance: 1,403

Officials: Eric Koch, Timothy Resch, Kelly Bromfield

Western Ky. - 77
 Record: 13-9 (10-3)

NO.	Name	Min	FG		3P		FT		Rebounds		Fouls		TP	AS	TO	ST	Blocks		+/-
			M	A	M	A	M	A	OR	DR	OR	DR					BS	BA	
11	Jaylin Foster	F 36:23	3-9	1-3	1-3	1	4	5	4	4	8	1	0	0	1	1	3		
2	Aaliyah Pitts	G 26:22	2-4	1-2	0-0	1	1	2	3	1	5	4	1	2	0	0	18		
3	Alexis Mead	G 28:28	4-9	3-5	2-2	1	1	2	2	13	4	1	0	0	1	-5			
5	Mya Meredith	G 29:48	6-13	2-5	1-2	1	5	6	1	2	15	4	2	1	0	1	-4		
10	Acacia Hayes	G 13:25	2-3	0-1	2-2	0	0	0	3	2	6	0	0	0	0	-5			
32	Karris Allen	G 09:31	0-1	0-0	0-0	0	0	0	0	3	0	1	0	0	0	-11			
1	Hope Sivori	19:26	6-11	3-7	1-1	0	1	3	16	2	1	1	1	0	1	-4			
14	Teresa Faustino	14:43	4-9	1-4	0-1	1	1	2	0	9	3	1	1	2	0	1	33		
20	Macey Blevins	13:04	1-2	1-2	0-0	0	0	0	4	0	3	0	0	0	0	5			
33	Josie Gilvin	08:50	1-4	0-0	0-1	1	1	2	1	1	2	0	0	0	1	1	0		
Team						1	1	2											
Totals		29:55	12-30	7-12	7	15	22	24	16	77	17	8	7	2	6	2			

Shooting By Period

1st FG%	9-14	64.3%
3PT%	2-5	40.0%
FT%	3-6	50.0%
2nd FG%	3-15	20.0%
3PT%	2-6	33.3%
FT%	2-2	100%
3rd FG%	7-16	43.8%
3PT%	3-8	37.5%
FT%	0-0	0%
4th FG%	10-20	50.0%
3PT%	5-11	45.5%
FT%	2-4	50%
GM FG%	29-55	44.6%
3PT%	12-30	40.0%
FT%	7-12	58.3%

Dead Ball Rebounds: 0

Technical Fouls: NONE

UTEP - 75

Record: 14-7 (7-5)

NO.	Name	Min	FG		3P		FT		Rebounds		Fouls		TP	AS	TO	ST	Blocks		+/-
			M	A	M	A	M	A	OR	DR	OR	DR					BS	BA	
21	Elna Anike	F 27:26	6-9	0-0	4-5	6	5	11	2	6	16	2	1	0	1	0	-12		
24	Adhel Tac	F 31:24	2-3	0-0	0-2	2	9	11	2	3	4	2	1	0	1	0	4		
1	Jazion Jackson	G 32:31	5-10	2-5	3-3	3	8	11	4	15	4	7	1	1	1	-4			
2	Erin Wilson	G 24:09	6-12	0-1	2-4	2	1	3	1	14	1	2	0	0	0	1	-6		
15	Avery Crouse	G 19:21	1-3	0-2	1-2	1	0	1	4	1	3	3	4	0	0	-6			
11	N'Yah Boyd	29:47	3-13	1-5	0-0	3	2	3	1	7	4	2	1	1	1	-10			
13	Sabine Lipe	23:32	4-5	4-5	0-0	0	5	5	3	4	12	2	1	0	1	15			
31	Adela Vankova	01:20	0-0	0-0	0-0	0	0	0	0	0	0	0	0	0	1	-1			
25	Soleil Montrose	10:30	2-3	0-0	0-0	1	1	2	1	4	1	0	0	0	0	1			
Team						2	3	5											
Totals		29:58	7-18	10-16	18	34	52	16	24	75	19	2	6	2	6	2			

Shooting By Period

1st FG%	7-14	50.0%
3PT%	2-4	50.0%
FT%	3-5	60.0%
2nd FG%	10-19	52.6%
3PT%	2-5	40.0%
FT%	1-2	50%
3rd FG%	12-17	70.6%
3PT%	3-7	42.9%
FT%	0-1	0%
4th FG%	0-8	0.0%
3PT%	0-2	0.0%
FT%	6-8	75%
GM FG%	29-58	50.0%
3PT%	7-18	38.9%
FT%	10-16	62.5%

Dead Ball Rebounds: 0

Technical Fouls: NONE

	WKU	UTEP
Biggest lead	7 (2nd 9:41)	19 (3rd 0:47)
Best Scoring Run	16 (4th 4:40)	11 (2nd 6:06)
Lead Changes	12	
Times Tied	8	
Time with Lead	07:08	27:33

Points from	WKU	UTEP
Turnovers	23	11
Paint	30	32
Second Chance	6	12
Fast Breaks	7	7
Bench	3	23

Period by Period Scoring	1st	2nd	3rd	4th	TOT
WKU	23	10	17	27	77
UTEP	19	23	27	6	75



Official Basketball Box Score - Final
UTEP at Charlotte
 02/02/23 Hutto Arena, Charlotte, N.C.
 2022-23 Women's Basketball

Game Time: 6:00 PM
 Game Duration: 1:56
 Attendance: 623

Officials: Brian Hall, Nykesha Thompson, Natasha Curry

UTEP - 70

Record: 15-7 (8-5)

NO.	Name	Min	FG		3P		FT		Rebounds		Fouls		TP	AS	TO	ST	Blocks		+/-
			M	A	M	A	M	A	OR	DR	OR	DR					BS	BA	
21	Elna Anike	F 29:08	7-12	0-3	2-4	2	2	4	2	5	16	3	3	1	0	0	3		
24	Adhel Tac	F 26:43	2-6	0-2	3-4	1	2	3	5	6	7	2	0	0	0	0	9		
1	Jazion Jackson	G 33:39	5-11	0-3	0-0	3	3	6	3	0	10	2	0	2	0	1	-1		
2	Erin Wilson	G 23:39	5-10	1-4	2	0	2	2	3	11	1	1	1	0	0	15			
15	Avery Crouse	G 38:21	4-6	0-1	2-3	2	1	3	4	4	10	2	1	1	1	0	12		
11	N'Yah Boyd	33:43	5-8	2-4	0-3	0	2	2	1	2	12	8	4	3	0	0	3		
13	Sabine Lipe	18:46	1-2	0-1	2-2	0	1	1	1	2	4	0	1	1	0	-13			
Team						1	1	2											
Totals		29:55	2-15	10-20	11	12	23	18	22	70	18	11	9	1	1	6			

Shooting By Period

1st FG%	3-13	23.1%
3PT%	0-5	0.0%
FT%	3-4	75%
2nd FG%	11-18	61.1%
3PT%	1-4	25.0%
FT%	1-3	33.3%
3rd FG%	9-12	75.0%
3PT%	1-3	33.3%
FT%	2-2	100%
4th FG%	6-12	50.0%
3PT%	0-3	0.0%
FT%	4-11	36.4%
GM FG%	29-55	52.7%
3PT%	2-15	13.3%
FT%	10-20	50.0%

Dead Ball Rebounds: 3

Technical Fouls: NONE

Charlotte - 64

Record: 10-12 (6-7)

NO.	Name	Min	FG		3P		FT		Rebounds		Fouls		TP	AS	TO	ST	Blocks		+/-
			M	A	M	A	M	A	OR	DR	OR	DR					BS	BA	
1	Mya McGraw	F 28:33	1-3	0-0	2-4	1	3	4	3	3	4	0	3	1	0	0	7		
31	Keanna Lambert	F 13:27	3-3	0-0	0-0	1	1	2	4	0	6	0	2	1	0	0	6		
10	Jazion Jackson	G 28:59	2-10	1-4	4-4	0	1	1	3	2	9	3	8	2	1	0	-17		
15	Jada McMillian	G 39:45	5-8	0-1	5-8	1	3	4	2	8	15	7	3	1	0	-6			
20	Jacee Busick	G 35:52	3-6	1-2	1-1	3	4	7	1	2	6	1	1	1	0	0	-10		
3	Tamia Davis	25:22	1-7	1-5	2-2	1	2	3	0	1	5	2	0	0	0	-2			
13	Tracey Hueston	11:13	2-2	0-0	0-0	1	2	3	4	2	4	0	0	0	0	-11			
0	Aylesha Wade	13:04	5-7	2-4	1-2	1	2	3	5	13	0	0	1	1	0	12			
5	Nia Young	03:45	0-0	0-0	0-0	2	1	3	0	0	0	0	0	0	0	-9			
Team						3	3	6											
Totals		22:46	5-16	15-21	14	22	36	22	18	64	13	20	7	1	1	-6			

Shooting By Period

1st FG%	7-13	53.8%
3PT%	0-2	0.0%
FT%	3-3	100%
2nd FG%	5-11	45.5%
3PT%	1-4	25.0%
FT%	1-3	33.3%
3rd FG%	4-9	44.4%
3PT%	1-2	50.0%
FT%	6-6	100%
4th FG%	6-13	46.2%
3PT%	3-8	37.5%
FT%	6-9	66.7%
GM FG%	22-46	47.8%
3PT%	5-16	31.3%
FT%	15-21	71.4%

Dead Ball Rebounds: 4

Technical Fouls: NONE

	TEP	CLT
Biggest lead	16 (3rd 1:46)	10 (2nd 9:14)
Best Scoring Run	12 (2nd 1:37)	6 (2nd 9:14)
Lead Changes	2	
Times Tied	2	
Time with Lead	22:40	15:28

Points from	TEP	CLT
Turnovers	21	11
Paint	38	26
Second Chance	10	16
Fast Breaks	13	2
Bench	16	22

Period by Period Scoring	1st	2nd	3rd	4th	TOT
TEP	24	21	16	7	68
CLT	17	12	14	21	64

2022-23 BOX SCORES



Official Basketball Box Score - Final
UTEP at North Texas
 02/23/23 Super M. Denton
 2022-23 Women's Basketball

Game Time: 7:00 PM
 Game Duration: 1:56
 Attendance: 1,628

Officials: Bill Larrance, Metta Christensen, Kevin Sparrock

UTEP - 65

NO.	Name	Pos	FG			FT			Rebounds		Fouls		TP	AS	TO	ST	Blocks		+/-
			M/A	MA	FTA	M/A	MA	OR	DR	PF	FF	BS					BA		
21	Elina Arke	F	39:43	5-10	0-2	6-6	2	6	8	1	5	16	4	2	1	0	0	0	-1
24	Adhel Tac	F	09:59	0-0	0-0	0-0	0	0	1	1	5	1	0	1	1	0	0	0	0
1	Jazion Jackson	G	40:00	5-15	2-6	4-5	1	3	4	1	4	16	2	1	2	0	1	1	-2
11	N'Yah Boyd	G	38:38	4-9	1-2	4-6	2	1	3	2	3	13	5	4	0	0	0	0	2
15	Avery Crouse	G	28:12	4-9	3-5	0-0	2	7	9	4	1	11	0	2	0	0	0	2	4
2	Erin Wilson	G	10:40	1-3	1-2	0-0	0	1	1	3	0	3	0	0	0	0	0	0	-5
13	Sabine Lipe	G	24:45	1-6	0-4	1-2	1	2	3	3	3	3	0	0	0	0	0	0	1
25	Soleil Montrose	G	08:03	1-2	1-2	0-0	0	0	0	0	1	0	3	0	1	0	0	0	0
Team				3	1	4						0							
Totals				21-54	8-23	15-19	11	22	33	20	17	65	12	11	3	0	4	2	

Shooting By Period	
1 st FG%	6:14 42.9%
3PT%	4-6 66.7%
FT%	0-0 0%
2 nd FG%	7:17 41.2%
3PT%	2-7 28.6%
FT%	3-6 50%
3 rd FG%	4:13 30.8%
3PT%	1-6 16.7%
FT%	5-5 100%
4 th FG%	10:00 40.0%
3PT%	1-4 25.0%
FT%	7-8 87.5%
GM FG%	21-54 38.9%
3PT%	8-23 34.8%
FT%	15-19 78.9%

Dead Ball Rebounds: 1-0

Technical Fouls: NONE

North Texas - 67

NO.	Name	Pos	FG			FT			Rebounds		Fouls		TP	AS	TO	ST	Blocks		+/-
			M/A	MA	FTA	M/A	MA	OR	DR	PF	FF	BS					BA		
24	Tornricha Lampkin	F	36:42	10-16	0-0	9-12	7	11	18	2	10	23	0	1	0	3	0	0	5
25	Amayah Johnson	F	09:59	1-3	0-0	1-2	0	1	1	3	1	3	0	2	1	0	0	0	0
0	Quincy Noble	G	38:44	7-19	3-5	3-5	2	4	6	1	5	20	3	0	1	0	0	0	9
2	Ereana Hardaway	G	33:55	0-3	0-1	0-0	2	2	4	2	2	2	2	2	2	0	0	0	-4
4	Jordyn Carter	G	30:11	3-5	0-0	0-0	2	4	6	3	1	6	2	2	1	1	0	0	5
5	Breanna Davis	31:01	1-3	0-1	0-0	0	2	2	3	1	2	3	2	0	0	0	0	7	
20	Jaubach Moore	16:16	2-7	1-3	0-0	0	1	1	3	0	5	1	1	0	0	0	0	5	
14	Maddie Cleary	03:12	1-2	0-0	0-0	0	0	0	0	0	2	0	0	0	0	0	0	-10	
Team				2	0	2						0							
Totals				25-58	4-10	13-19	15	25	40	17	20	67	11	12	5	4	0	2	

Shooting By Period	
1 st FG%	6:14 42.9%
3PT%	1-2 50.0%
FT%	4-5 80%
2 nd FG%	6:15 40.0%
3PT%	1-3 33.3%
FT%	1-2 50%
3 rd FG%	7:18 38.9%
3PT%	2-5 40%
FT%	2-5 40%
4 th FG%	6:11 54.5%
3PT%	0-0 0%
FT%	6-7 85.7%
GM FG%	25-58 43.1%
3PT%	4-10 40.0%
FT%	13-19 68.4%

Dead Ball Rebounds: 2-0

Technical Fouls: NONE

UTEP		UNT	
Biggest lead	8 (2 nd 3:59)	3 (4 th 6:48)	
Best Scoring Run	7 (2 nd 5:53)	9 (3 rd 2:40)	
Lead Changes	9	6	
Times Tied	13	9	
Time with Lead	29:32	03:27	

Points from Turnovers	UTEP	UNT
	10	18

Paint	UTEP	UNT
	25	40

Second Chance	UTEP	UNT
	14	16

Fast Breaks	UTEP	UNT
	4	9

Bench	UTEP	UNT
	9	9

Period by Period Scoring					
	1st	2nd	3rd	4th	TOT
UTEP	16	19	14	16	65
UNT	17	14	18	16	67



Official Basketball Box Score - Final
FIU at UTEP
 02/23/23 Don Haskins Center, El Paso, Texas
 2022-23 Women's Basketball

Game Time: 7:00 PM
 Game Duration: 2:38
 Attendance: 1,545

Officials: Travis Jones, Jess Martinez, Nicole Brannon

FIU - 79

NO.	Name	Pos	FG			FT			Rebounds		Fouls		TP	AS	TO	ST	Blocks		+/-
			M/A	MA	FTA	M/A	MA	OR	DR	PF	FF	BS					BA		
12	Ajia Youkum	F	09:12	0-0	0-0	0-0	0	1	1	0	0	0	0	0	0	0	0	0	-1
21	Hope Butera	G	24:11	1-3	0-0	2-2	4	3	7	4	2	4	1	0	1	0	0	0	3
1	Kalia Henderson	G	25:18	5-10	0-1	6-7	1	2	3	5	4	16	2	0	5	1	1	1	-6
2	Olivia Trice	G	35:04	2-5	2-4	6-6	1	6	7	5	4	12	2	4	1	1	0	0	10
10	Sifa Joyeuse	G	03:00	0-1	0-0	0-0	0	1	1	0	0	0	1	0	0	0	0	0	-5
3	Tianajih Haynes	G	28:07	4-6	2-4	0-0	0	3	3	5	2	10	4	8	3	0	0	-1	
5	Mikaela Lacz	G	31:58	10-15	2-5	1-2	0	1	1	4	3	23	5	1	2	0	0	5	
44	Maria Torres	G	21:48	1-2	0-0	0-0	0	2	2	5	0	2	2	2	1	0	1	-7	
0	Zaida Gonzalez	G	10:05	0-1	0-1	0-0	0	1	1	0	0	0	0	0	0	0	0	0	
24	Sariana Rodriguez Camacho	G	11:17	4-6	4-6	0-0	0	3	3	0	0	12	0	2	0	0	1	-8	
Team				0	2	2						0							
Totals				27-49	10-21	15-17	6	25	31	28	16	79	14	24	9	2	3	4	

Shooting By Period	
1 st FG%	9:12 66.7%
3PT%	2-3 66.7%
FT%	2-2 100%
2 nd FG%	7:12 58.3%
3PT%	3-7 42.9%
FT%	1-2 50%
3 rd FG%	6:10 60.0%
3PT%	3-5 60.0%
FT%	5-6 83.3%
4 th FG%	6:15 40.0%
3PT%	2-6 33.3%
FT%	7-7 100%
GM FG%	27-49 55.1%
3PT%	10-21 47.6%
FT%	15-17 88.2%

Dead Ball Rebounds: 0-0

Technical Fouls: NONE

UTEP - 83

NO.	Name	Pos	FG			FT			Rebounds		Fouls		TP	AS	TO	ST	Blocks		+/-
			M/A	MA	FTA	M/A	MA	OR	DR	PF	FF	BS					BA		
21	Elina Arke	F	34:03	6-9	1-2	2-3	2	3	5	1	5	15	4	2	1	0	0	10	
24	Adhel Tac	F	35:37	5-9	1-4	3-8	2	6	8	5	6	14	2	3	2	1	1	11	
1	Jazion Jackson	G	37:17	5-10	4-7	4-9	5	2	7	1	5	18	3	1	5	1	0	13	
11	N'Yah Boyd	G	36:35	3-13	0-4	6-9	0	2	2	0	6	12	7	3	1	0	1	1	
15	Avery Crouse	G	32:17	6-10	0-2	5-6	2	2	4	4	5	17	2	4	1	1	0	16	
25	Soleil Montrose	G	03:25	1-1	0-0	0-0	0	0	0	0	0	2	0	0	0	0	0	-6	
13	Sabine Lipe	G	03:41	0-0	0-0	0-0	0	0	0	0	0	0	0	0	0	0	0	-11	
2	Erin Wilson	G	16:58	2-7	0-4	1-1	0	1	1	3	1	5	0	2	0	0	0	-14	
Team				2	2	4						0							
Totals				28-59	6-23	21-36	13	18	31	16	28	83	18	15	10	3	2	4	

Shooting By Period	
1 st FG%	10:18 55.6%
3PT%	4-7 57.1%
FT%	0-1 0%
2 nd FG%	7:16 43.8%
3PT%	0-4 0.0%
FT%	3-6 50%
3 rd FG%	5:15 33.3%
3PT%	0-7 0.0%
FT%	5-6 83.3%
4 th FG%	6:10 60.0%
3PT%	2-5 40%
FT%	13-23 56.5%
GM FG%	28-59 47.5%
3PT%	6-23 26.1%
FT%	21-36 58.3%

Dead Ball Rebounds: 8-0

Technical Fouls: NONE

FIU		UTEP	
Biggest lead	4 (2 nd 1:46)	9 (3 rd 6:24)	
Best Scoring Run	10 (1 st 2:38)	9 (2 nd 9:33)	
Lead Changes	8	5	
Times Tied	8	14	
Time with Lead	06:27	26:17	

Points from Turnovers	FIU	UTEP
	19	24

Paint	FIU	UTEP
	30	36

Second Chance	FIU	UTEP
	5	7

Fast Breaks	FIU	UTEP
	14	25

2022-23 BOX SCORES



Official Basketball Box Score - Final
UTEP at Middle Tenn.
 03/02/23 Ford Center at Murfreesboro
 2022-23 Women's Basketball

Game Time: 2:00 PM
 Game Duration: 2:12
 Attendance: 4,227

Officials: Travis Jones, Trey Miles, Moly Caldwell

UTEP - 68

Record: 19-10 (12-8)

NO. Name	Min	FG		3P		FT		Rebounds		Fouls		TP	AS	TO	ST	Blocks		+/-
		M/A	M/A	M/A	M/A	OR	DR	OR	DR	PF	FD					BS	BA	
21 Elina Arke	F 37:20	6-13	2-5	3-4	3	5	8	5	5	17	2	1	1	0	0	0	4	
24 Adhel Tac	F 30:33	6-12	1-4	3-7	1	3	4	4	5	16	3	4	0	0	0	0	-8	
1 Jazion Jackson	G 37:01	4-5	3-4	0-0	0	1	1	5	0	11	0	1	2	0	0	0	7	
11 N'Yah Boyd	G 43:18	3-11	1-5	0-0	2	7	9	4	2	7	7	1	0	0	0	0	-4	
15 Avery Crouse	G 41:45	2-5	0-2	3-5	0	5	5	4	7	2	2	2	0	0	1	0	9	
13 Sabine Lipe	23:40	1-6	1-4	5-6	0	3	3	2	3	8	1	4	1	0	0	0	-8	
2 Erin Wilson	09:37	1-6	0-3	0-0	2	1	3	1	0	2	0	1	1	0	0	0	-11	
31 Adela Valkova	01:06	0-0	0-0	0-0	0	0	0	0	0	0	0	0	1	0	0	0	-2	
25 Soleil Montrose	00:40	0-1	0-0	0-0	0	0	0	0	0	0	0	0	0	0	0	0	1	
Team					1	3	4				0		1					
Totals		23-59	8-27	14-22	9	28	37	26	19	68	15	16	5	0	1	0	-4	

Technical Fouls: NONE

Shooting By Period	
1 st FG%	5-12 41.7%
3PT%	3-5 60.0%
FT%	4-6 66.7%
2 nd FG%	3-12 25.0%
3PT%	2-7 28.6%
FT%	0-0 0%
3 rd FG%	4-14 28.6%
3PT%	1-8 12.5%
FT%	1-1 100%
4 th FG%	9-15 60.0%
3PT%	2-5 40.0%
FT%	0-2 0%
OT FG%	2-6 33.3%
3PT%	0-2 0%
FT%	4-9 44.4%
GM FG%	23-59 39.0%
3PT%	8-27 29.6%
FT%	14-22 63.6%

Dead Ball Rebounds: 5, 0

Middle Tenn. - 72

Record: 25-4 (19-2)

NO. Name	Min	FG		3P		FT		Rebounds		Fouls		TP	AS	TO	ST	Blocks		+/-
		M/A	M/A	M/A	M/A	OR	DR	OR	DR	PF	FD					BS	BA	
33 Courtney Whitson	F 45:00	3-10	3-9	0-0	1	5	6	4	0	9	2	1	0	0	0	0	4	
2 Anastasia Bodyreva	C 18:12	4-6	0-0	1-2	2	2	4	1	3	9	2	0	0	0	0	0	3	
4 Savannah Wheeler	C 19:33	1-5	1-4	0-0	0	1	1	5	0	3	0	1	0	0	0	0	5	
10 Jalyrn Gregory	G 38:45	5-11	1-4	6-7	0	5	5	4	17	3	1	0	0	0	0	0	8	
23 Alexis Whittington	G 45:00	2-6	1-4	3-3	2	7	9	0	6	8	3	1	2	0	0	0	4	
5 Kseniya Malashka	26:48	5-9	0-0	7-8	2	5	7	2	7	17	3	5	0	1	0	1	1	
1 Courtney Blakely	30:44	3-9	0-3	3-7	1	1	2	2	6	9	3	2	1	0	0	0	-7	
12 Ta'Mia Scott	00:23	0-0	0-0	0-0	0	0	0	0	0	0	0	0	0	0	0	0	1	
22 Jada Grannum	00:35	0-0	0-0	0-0	0	0	0	0	0	0	0	0	0	0	0	0	1	
Team					0	4	4				0							
Totals		23-56	6-24	20-27	8	30	38	19	26	72	18	11	3	1	0	4		

Technical Fouls: NONE

Shooting By Period	
1 st FG%	5-13 38.5%
3PT%	1-5 20.0%
FT%	1-1 100%
2 nd FG%	7-15 46.7%
3PT%	3-9 33.3%
FT%	1-2 50%
3 rd FG%	5-12 41.7%
3PT%	1-7 14.3%
FT%	6-8 75%
4 th FG%	4-12 33.3%
3PT%	0-2 0%
FT%	5-8 62.5%
OT FG%	2-4 50.0%
3PT%	1-1 100%
FT%	7-8 87.5%
GM FG%	23-56 41.1%
3PT%	6-24 25.0%
FT%	20-27 74.1%

Dead Ball Rebounds: 4, 0

Biggest lead

TEP MTS

5 (1st 0:02) 15 (3rd 4:40)

Best Scoring Run

10 (4th 2:11) 9 (3rd 4:40)

Lead Changes

8

Times Tied

8

Time with Lead

07:32 28:35

Points from Turnovers	TEP	MTS	Period by Period Scoring				
			1st	2nd	3rd	4th	TOT
Paint	26	30					
Second Chance	7	9					
Fast Breaks	13	14					
Bench	10	26					
MTS	12	18	17	13	17	12	72



Official Basketball Box Score - Final
Louisiana Tech at UTEP
 03/02/23 Ford Center at the Star, Frisco
 2022-23 Women's Basketball

Game Time: 11:31 AM
 Game Duration: 1:59
 Attendance: 1,708

Officials: Carla Fountain, Eric Koch, Ivy Seales

Louisiana Tech - 54

Record: 19-12

NO. Name	Min	FG		3P		FT		Rebounds		Fouls		TP	AS	TO	ST	Blocks		+/-
		M/A	M/A	M/A	M/A	OR	DR	OR	DR	PF	FD					BS	BA	
44 Anna Larr Robertson	F 33:23	5-12	0-1	2-2	2	2	4	2	3	12	0	0	1	0	1	0	-11	
2 Kelurna Walker	G 27:43	4-13	2-2	9-9	0	5	5	3	7	19	0	4	0	0	1	0	-2	
4 Lotte Sant	G 35:49	2-11	2-10	0-0	1	3	4	1	1	6	1	0	0	0	0	0	-12	
10 Salma Bates	G 35:17	2-5	0-0	0-0	1	4	5	1	0	4	4	7	2	1	0	0	-4	
23 Silvia Nativ	G 34:02	2-4	0-2	0-0	2	4	6	2	4	4	2	3	2	3	0	0	-21	
3 Robyn Lue	16:27	1-6	0-0	0-0	0	5	5	4	1	5	1	2	0	0	0	0	2	
12 Gabbie Green	10:43	2-4	1-2	0-0	0	0	0	1	0	5	1	0	0	0	0	0	-5	
33 Mackenzie Wurm	06:36	0-1	0-0	2-2	0	2	2	1	2	0	0	0	0	0	1	0	3	
Team					5	2	7				0		0					
Totals		18-56	5-18	13-13	11	27	38	15	17	54	9	16	5	5	3	-10		

Technical Fouls: NONE

Shooting By Period	
1 st FG%	5-15 40.0%
3PT%	2-7 28.6%
FT%	2-2 100%
2 nd FG%	4-12 33.3%
3PT%	2-3 66.7%
FT%	2-2 100%
3 rd FG%	6-17 35.3%
3PT%	1-4 25.0%
FT%	5-5 100%
4 th FG%	5-6 83.3%
3PT%	0-4 0.0%
FT%	4-4 100%
GM FG%	18-56 32.1%
3PT%	5-18 27.8%
FT%	13-13 100.0%

Dead Ball Rebounds: 0, 0

UTEP - 64

Record: 20-10

NO. Name	Min	FG		3P		FT		Rebounds		Fouls		TP	AS	TO	ST	Blocks		+/-
		M/A	M/A	M/A	M/A	OR	DR	OR	DR	PF	FD					BS	BA	
21 Elina Arke	F 23:55	7-9	0-1	1-3	3	3	6	4	2	15	1	2	0	1	1	7		
24 Adhel Tac	F 23:54	1-4	0-1	0-0	0	1	1	4	3	2	1	1	0	0	2	13		
1 Jazion Jackson	G 35:20	3-12	1-3	1-1	3	4	7	1	4	8	1	5	2	1	1	9		
11 N'Yah Boyd	G 36:13	3-14	0-4	4-5	2	5	7	1	3	10	4	0	4	0	0	8		
15 Avery Crouse	G 28:31	1-7	0-3	4-4	3	2	5	4	3	6	1	1	1	1	0	0	0	
13 Sabine Lipe	19:00	4-7	2-4	0-0	0	3	3	3	0	10	0	1	1	0	0	-5		
2 Erin Wilson	25:23	5-9	0-1	0-0	2	3	5	0	0	10	0	1	2	0	1	13		
25 Soleil Montrose	07:35	1-2	1-1	0-0	0	2	2	0	0	3	0	0	0	0	0	5		
Team					1	4	5				0							
Totals		25-64	4-18	10-13	14	27	41	17	15	64	8	12	10	3	5	10		

Technical Fouls: NONE

Shooting By Period	
1 st FG%	6-16 37.5%
3PT%	1-5 20.0%
FT%	2-2 100%
2 nd FG%	10-18 55.6%
3PT%	2-5 40.0%
FT%	1-3 33.3%
3 rd FG%	3-17 16.7%
3PT%	1-6 16.7%
FT%	1-1 100%
4 th FG%	6-13 46.2%
3PT%	0-2 0%
FT%	6-7 85.7%
GM FG%	25-64 39.1%
3PT%	4-18 22.2%
FT%	10-13 76.9%

Dead Ball Rebounds: 1, 0

Biggest lead	LATECH		UTEP	
	1 st	2 nd	3 rd	4 th
Best Scoring Run	11 (3 rd 4:53)	13 (3 rd 9:23)		
Lead Changes	12	21		
Times Tied	6			
Time with Lead	13:58	21:21		