



UTEP at Fla. Atlantic

02/25/23 Abessinio Court at Eleanor R. Baldwin Arena, Boca Raton, Fla.
2022-23 Men's Basketball

Game Time: 2:00 PM
Game Duration: 1:52
Attendance: 3,130

Officials: Barry Mathis, Mick Fieldbinder, Christopher Merlo

UTEP - 49

Record: 13-16 (6-12)

NO.	Name	F	Min	FG	3P	FT	Rebounds			Fouls		TP	AS	TO	ST	Blocks		+/-
				M-A	M-A	M-A	OR	DR	TOT	PF	FD					BS	BA	
13	Calvin Solomon	F	25:25	6-10	0-0	1-1	2	3	5	3	4	13	1	3	0	0	1	-24
21	Ze'rik Onyema	F	27:19	5-14	0-1	1-2	5	6	11	2	3	11	0	2	1	2	0	-19
23	Otis Frazier III	F	26:47	1-4	0-2	2-2	0	3	3	2	1	4	0	1	1	0	0	-11
2	Tae Hardy	G	40:00	3-11	0-1	2-2	1	1	2	2	2	8	1	3	0	1	1	-26
5	Shamar Givance	G	30:56	2-7	1-3	1-2	0	0	0	2	3	6	2	2	2	0	0	-23
34	Kevin Kalu		12:41	1-2	0-0	4-4	3	2	5	1	2	6	0	1	2	0	0	-7
12	Jamari Sibley		17:21	0-3	0-1	0-0	0	3	3	1	0	0	0	1	0	1	0	-9
11	Carlos Lemus		13:54	0-3	0-2	0-0	0	0	0	4	1	0	0	0	0	0	0	-6
15	Antwon Holmes		05:37	0-0	0-0	1-2	0	1	1	0	1	1	0	0	0	0	0	-5
Team							0	2	2			0		2				
Totals				18-54	1-10	12-15	11	21	32	18	17	49	4	15	6	4	2	-26

Shooting By Period		
1 st FG%	7-27	25.9%
3PT%	1-7	14.3%
FT%	6-6	100%
2 nd FG%	11-27	40.7%
3PT%	0-3	0.0%
FT%	6-9	66.7%
GM FG%	18-54	33.3%
3PT%	1-10	10.0%
FT%	12-15	80.0%

Dead Ball Rebounds: 1, 0

Technical Fouls: Coach 1st6:59

Fla. Atlantic - 75

Record: 26-3 (16-2)

NO.	Name	F	Min	FG	3P	FT	Rebounds			Fouls		TP	AS	TO	ST	Blocks		+/-
				M-A	M-A	M-A	OR	DR	TOT	PF	FD					BS	BA	
50	Vladislav Goldin	F	18:58	2-3	0-0	0-1	3	6	9	4	3	4	1	0	0	1	0	9
1	Johnell Davis	G	28:48	4-7	2-3	2-3	0	4	4	1	2	12	1	3	0	0	0	7
4	Bryan Greenlee	G	20:51	1-5	0-2	0-2	1	1	2	1	4	2	2	4	2	0	0	9
11	Michael Forrest	G	25:16	4-11	1-6	1-1	0	4	4	3	1	10	2	1	0	0	2	12
15	Alijah Martin	G	22:32	7-12	4-7	3-3	1	2	3	3	2	21	0	1	0	0	1	18
3	Giancarlo Rosado		18:41	2-3	0-0	0-0	0	4	4	1	1	4	0	0	1	1	1	15
2	Nick Boyd		23:31	2-6	1-3	1-2	0	4	4	1	1	6	2	1	1	0	0	24
12	Jalen Gaffney		15:33	1-2	1-2	0-0	1	0	1	0	0	3	3	1	0	0	0	17
23	Brandon Weatherspoon		18:25	3-4	1-2	3-4	3	0	3	1	3	10	0	0	1	0	0	13
0	Brenen Lorient		02:21	0-1	0-0	0-0	0	0	0	0	0	0	0	0	0	0	0	2
25	Tre Carroll		02:21	1-1	1-1	0-0	0	0	0	1	0	3	0	0	0	0	0	2
21	Alejandro Ralat		01:37	0-0	0-0	0-0	0	0	0	0	0	0	1	0	0	0	0	2
5	Isaiah Gaines		01:06	0-0	0-0	0-0	0	0	0	1	0	0	0	0	0	0	0	0
Team							2	2	4			0		1				
Totals				27-55	11-26	10-16	11	27	38	17	17	75	12	12	5	2	4	26

Shooting By Period		
1 st FG%	13-26	50.0%
3PT%	4-11	36.4%
FT%	2-5	40%
2 nd FG%	14-29	48.3%
3PT%	7-15	46.7%
FT%	8-11	72.7%
GM FG%	27-55	49.1%
3PT%	11-26	42.3%
FT%	10-16	62.5%

Dead Ball Rebounds: 2, 0

Technical Fouls: NONE

	TEP	FAU
Biggest lead	2 (1 st 19:16)	27 (2 nd 0:30)
Best Scoring Run	11 (1 st 1:13)	11 (1 st 12:32)
Lead Changes	1	
Times Tied	1	
Time with Lead	00:47	37:38

	TEP	FAU
Points from		
Turnovers	10	18
Paint	28	30
Second Chance	12	17
Fast Breaks	6	15
Bench	7	26

	Period by Period Scoring		
	1st	2nd	TOT
TEP	21	28	49
FAU	32	43	75



UTEP at Fla. Atlantic

02/25/23 Abessinio Court at Eleanor R. Baldwin Arena, Boca Raton, Fla.
2022-23 Men's Basketball

Game Time: 2:00 PM
Game Duration: 1:52
Attendance: 3,130

Officials: Barry Mathis, Mick Fieldbinder, Christopher Merlo

Period 1

Quarter Starters:

FAU	1 Davis J	4 Greenlee B	11 Forrest M	15 Martin A	50 Goldin V
TEP	2 Hardy T	5 Givance S	13 Solomon C	21 Onyema Z	23 Frazier III O

Game Time	FAU	Score	Diff	TEP
20:00	50 GOLDIN V jumpball won			13 SOLOMON C jumpball lost
19:42	15 MARTIN A turnover lost ball (1)			
19:26				23 FRAZIER III O 2pt FG from turnover in the paint, layup missed
19:23				21 ONYEMA Z offensive rebound (1)
19:23				21 ONYEMA Z 2pt FG from turnover second chance in the paint, layup missed
19:23				2 HARDY T offensive rebound (1)
19:23	15 MARTIN A foul personal (1 - 1)			2 HARDY T foul drawn (1)
19:16		0-2	-2	13 SOLOMON C 2pt FG from turnover second chance in the paint, layup made (2)
18:51	11 FORREST M 2pt FG in the paint, layup blocked			
18:51				2 HARDY T block (1)
18:48				13 SOLOMON C defensive rebound (1)
18:38				21 ONYEMA Z 2pt FG in the paint, layup missed
18:36	50 GOLDIN V defensive rebound (1)			
18:29	4 GREENLEE B 2pt FG outside the paint, jump shot made (2)	2-2	0	
18:07				5 GIVANCE S 3pt FG , jump shot missed
18:05	50 GOLDIN V defensive rebound (2)			
18:05	50 GOLDIN V foul drawn (1)			13 SOLOMON C foul personal (1 - 1)
17:48	4 GREENLEE B 3pt FG , jump shot missed			
17:46	offensive rebound (3)			
17:38	1 DAVIS J 2pt FG second chance in the paint, layup made (2)	4-2	2	
17:22	1 DAVIS J foul personal (1 - 2)			13 SOLOMON C foul drawn (1)
17:17				2 HARDY T 2pt FG outside the paint, jump shot missed
17:15	50 GOLDIN V defensive rebound (3)			
17:05	1 DAVIS J 2pt FG in the paint, layup missed			
17:02	50 GOLDIN V offensive rebound (4)			
17:02	50 GOLDIN V 2pt FG second chance in the paint, layup made (2)	6-2	4	
16:48				5 GIVANCE S 2pt FG outside the paint, jump shot missed
16:45	defensive rebound (6)			
16:36	15 MARTIN A 2pt FG in the paint, dunk, made (2)	8-2	6	
16:16		8-4	4	21 ONYEMA Z 2pt FG in the paint, layup made (2)
16:02	1 DAVIS J turnover bad pass (1)			
16:02	50 GOLDIN V substitution out			
16:02	3 ROSADO G substitution in			
16:02				21 ONYEMA Z substitution out
16:02				34 KALU K substitution in
15:51	3 ROSADO G steal (1)			23 FRAZIER III O turnover bad pass (1)
15:31	11 FORREST M turnover bad pass (1)			34 KALU K steal (1)
15:13		8-6	2	23 FRAZIER III O 2pt FG from turnover in the paint, jump shot made (2)
14:53	4 GREENLEE B turnover bad pass (1)			
14:53				Timeout media



UTEP at Fla. Atlantic

02/25/23 Abessinio Court at Eleanor R. Baldwin Arena, Boca Raton, Fla.
2022-23 Men's Basketball

Game Time: 2:00 PM
Game Duration: 1:52
Attendance: 3,130

Officials: Barry Mathis, Mick Fieldbinder, Christopher Merlo

Game Time	FAU	Score	Diff	TEP
14:53	1 DAVIS J substitution out			
14:53	4 GREENLEE B substitution out			
14:53	15 MARTIN A substitution out			
14:53	2 BOYD N substitution in			
14:53	12 GAFFNEY J substitution in			
14:53	23 WEATHERSPOON B substitution in			
14:33				23 FRAZIER III O 3pt FG from turnover, jump shot missed
14:31	11 FORREST M defensive rebound (1)			
14:08	23 WEATHERSPOON B 3pt FG , jump shot made (3)	11-6	5	
14:08	2 BOYD N assist (1)			
13:52	23 WEATHERSPOON B steal (1)			5 GIVANCE S turnover lost ball (1)
13:48	23 WEATHERSPOON B 2pt FG fast break from turnover in the paint, dunk, made (5)	13-6	7	
13:45				Timeout 30 Sec
13:45				23 FRAZIER III O substitution out
13:45				34 KALU K substitution out
13:45				12 SIBLEY J substitution in
13:45				21 ONYEMA Z substitution in
13:19				21 ONYEMA Z turnover travel (1)
13:06	12 GAFFNEY J 3pt FG from turnover, jump shot made (3)	16-6	10	
13:06	11 FORREST M assist (1)			
12:39				21 ONYEMA Z 2pt FG in the paint, jump shot missed
12:37	3 ROSADO G defensive rebound (1)			
12:32	11 FORREST M 3pt FG fast break, jump shot made (3)	19-6	13	
12:32	12 GAFFNEY J assist (1)			
12:29				Timeout 30 Sec
12:08				12 SIBLEY J 2pt FG in the paint, layup missed
12:06				21 ONYEMA Z offensive rebound (2)
12:05		19-8	11	21 ONYEMA Z 2pt FG second chance in the paint, dunk, made (4)
11:41	11 FORREST M 2pt FG in the paint, driving layup made (5)	21-8	13	
11:19				12 SIBLEY J turnover lost ball (1)
11:19	3 ROSADO G substitution out			
11:19	50 GOLDIN V substitution in			
10:57	23 WEATHERSPOON B 2pt FG from turnover in the paint, driving layup made (7)	23-8	15	
10:30	23 WEATHERSPOON B foul drawn (1)			13 SOLOMON C foul offensive (2 - 2)
10:30				13 SOLOMON C turnover offensive (1)
10:10	4 GREENLEE B foul drawn (1)			11 LEMUS C foul personal (1 - 3)
10:10	11 FORREST M substitution out			
10:10	4 GREENLEE B substitution in			
10:10				12 SIBLEY J substitution out
10:10				11 LEMUS C substitution in
10:01	50 GOLDIN V 2pt FG from turnover in the paint, layup made (4)	25-8	17	
10:01	2 BOYD N assist (2)			
09:38				5 GIVANCE S 2pt FG outside the paint, jump shot missed
09:36	50 GOLDIN V defensive rebound (5)			
09:33	23 WEATHERSPOON B 3pt FG , jump shot missed			
09:30				21 ONYEMA Z defensive rebound (3)
09:30	50 GOLDIN V foul personal (1 - 3)			21 ONYEMA Z foul drawn (1)



UTEP at Fla. Atlantic

02/25/23 Abessinio Court at Eleanor R. Baldwin Arena, Boca Raton, Fla.
2022-23 Men's Basketball

Game Time: 2:00 PM
Game Duration: 1:52
Attendance: 3,130

Officials: Barry Mathis, Mick Fieldbinder, Christopher Merlo

Game Time	FAU	Score	Diff	TEP
09:30	23 WEATHERSPOON B substitution out			
09:30	1 DAVIS J substitution in			
09:30	12 GAFFNEY J substitution out			
09:30	15 MARTIN A substitution in			
09:19		25-10	15	2 HARDY T 2pt FG outside the paint, jump shot made (2)
09:19				13 SOLOMON C assist (1)
09:04	15 MARTIN A 3pt FG , jump shot missed			
09:00				13 SOLOMON C defensive rebound (2)
08:40				21 ONYEMA Z 3pt FG , jump shot missed
08:38				13 SOLOMON C offensive rebound (3)
08:33				13 SOLOMON C 2pt FG second chance in the paint, jump shot blocked
08:33	50 GOLDIN V block (1)			
08:29	1 DAVIS J defensive rebound (1)			
08:26	4 GREENLEE B foul drawn (2)			11 LEMUS C foul personal (2 - 4)
08:26	50 GOLDIN V substitution out			
08:26	3 ROSADO G substitution in			
08:26				21 ONYEMA Z substitution out
08:26				34 KALU K substitution in
08:08	4 GREENLEE B turnover bad pass (2)			
08:08				13 SOLOMON C substitution out
08:08				23 FRAZIER III O substitution in
07:54				2 HARDY T 2pt FG from turnover outside the paint, jump shot missed
07:52	2 BOYD N defensive rebound (1)			
07:42	15 MARTIN A 2pt FG outside the paint, jump shot missed			
07:40				34 KALU K defensive rebound (1)
07:16				2 HARDY T 3pt FG , jump shot missed
07:14	2 BOYD N defensive rebound (2)			
07:10	2 BOYD N 2pt FG in the paint, layup missed			
07:08	15 MARTIN A offensive rebound (1)			
07:06	2 BOYD N 3pt FG second chance, jump shot made (3)	28-10	18	
06:59				foul coach class A technical (5)
06:59				turnover offensive (6)
06:59				Timeout media
06:59	1 DAVIS J free throw 1 - 2 made (3)	29-10	19	
06:59	1 DAVIS J free throw 2 - 2 made (4)	30-10	20	
06:43				11 LEMUS C 2pt FG in the paint, layup missed
06:42				34 KALU K offensive rebound (2)
06:42	15 MARTIN A foul shooting (2 - 4)			34 KALU K foul drawn (1)
06:42		30-11	19	34 KALU K free throw fast break 1 - 2 made (1)
06:42	15 MARTIN A substitution out			
06:42	23 WEATHERSPOON B substitution in			
06:42		30-12	18	34 KALU K free throw fast break 2 - 2 made (2)
06:30	4 GREENLEE B turnover bad pass (3)			5 GIVANCE S steal (1)
06:13				23 FRAZIER III O 3pt FG from turnover, jump shot missed
06:11	1 DAVIS J defensive rebound (2)			
06:06	1 DAVIS J foul drawn (1)			5 GIVANCE S foul personal (1 - 6)
06:06	2 BOYD N substitution out			
06:06	4 GREENLEE B substitution out			



UTEP at Fla. Atlantic

02/25/23 Abessinio Court at Eleanor R. Baldwin Arena, Boca Raton, Fla.
2022-23 Men's Basketball

Game Time: 2:00 PM
Game Duration: 1:52
Attendance: 3,130

Officials: Barry Mathis, Mick Fieldbinder, Christopher Merlo

Game Time	FAU	Score	Diff	TEP
06:06	11 FORREST M substitution in			
06:06	12 GAFFNEY J substitution in			
05:45	11 FORREST M 3pt FG , jump shot missed			
05:42				34 KALU K defensive rebound (3)
05:26				34 KALU K 2pt FG in the paint, layup missed
05:26				34 KALU K offensive rebound (4)
05:26	3 ROSADO G foul shooting (1 - 5)			34 KALU K foul drawn (2)
05:26		30-13	17	34 KALU K free throw 1 - 2 made (3)
05:26		30-14	16	34 KALU K free throw 2 - 2 made (4)
05:08	12 GAFFNEY J turnover bad pass (1)			34 KALU K steal (2)
04:53	23 WEATHERSPOON B foul personal (1 - 6)			11 LEMUS C foul drawn (1)
04:53				34 KALU K substitution out
04:53				21 ONYEMA Z substitution in
04:40		30-16	14	2 HARDY T 2pt FG from turnover in the paint, driving layup made (4)
04:17	1 DAVIS J turnover bad pass (2)			23 FRAZIER III O steal (1)
04:07				11 LEMUS C 3pt FG from turnover, jump shot missed
04:05	3 ROSADO G defensive rebound (2)			
03:38	12 GAFFNEY J 3pt FG , jump shot missed			
03:36				21 ONYEMA Z defensive rebound (4)
03:05				2 HARDY T 2pt FG outside the paint, jump shot missed
03:02	3 ROSADO G defensive rebound (3)			
02:57	3 ROSADO G 2pt FG in the paint, layup blocked			
02:57				21 ONYEMA Z block (1)
02:53				2 HARDY T defensive rebound (2)
02:50	11 FORREST M foul shooting (1 - 7)			2 HARDY T foul drawn (2)
02:50	Timeout media			
02:50	3 ROSADO G substitution out			
02:50	12 GAFFNEY J substitution out			
02:50	2 BOYD N substitution in			
02:50	50 GOLDIN V substitution in			
02:50				11 LEMUS C substitution out
02:50				12 SIBLEY J substitution in
02:50		30-17	13	2 HARDY T free throw fast break 1 - 2 made (5)
02:50		30-18	12	2 HARDY T free throw fast break 2 - 2 made (6)
02:40	2 BOYD N turnover bad pass (1)			21 ONYEMA Z steal (1)
02:35				21 ONYEMA Z 2pt FG from turnover in the paint, layup missed
02:30	50 GOLDIN V defensive rebound (6)			
02:33	50 GOLDIN V foul drawn (2)			23 FRAZIER III O foul personal (1 - 7)
02:33	50 GOLDIN V 1&1 free throw 1 missed			
02:32				12 SIBLEY J defensive rebound (1)
02:06	2 BOYD N steal (1)			2 HARDY T turnover lost ball (1)
02:03	11 FORREST M 3pt FG from turnover, jump shot missed			
02:00	offensive rebound (18)			
02:00	1 DAVIS J substitution out			
02:00	4 GREENLEE B substitution in			
01:48	4 GREENLEE B 2pt FG from turnover second chance outside the paint, jump shot missed			
01:46	4 GREENLEE B offensive rebound (1)			
01:45	4 GREENLEE B turnover lost ball (4)			5 GIVANCE S steal (2)



Official Basketball Play by Play - First Half

UTEP at Fla. Atlantic

02/25/23 Abessinio Court at Eleanor R. Baldwin Arena, Boca Raton, Fla.
2022-23 Men's Basketball

Game Time: 2:00 PM
Game Duration: 1:52
Attendance: 3,130

Officials: Barry Mathis, Mick Fieldbinder, Christopher Merlo

Game Time	FAU	Score	Diff	TEP
01:13		30-21	9	5 GIVANCE S 3pt FG from turnover, jump shot made (3)
00:57	4 GREENLEE B foul drawn (3)			5 GIVANCE S foul personal (2 - 8)
00:57				5 GIVANCE S substitution out
00:57				11 LEMUS C substitution in
00:57	4 GREENLEE B 1&1 free throw 1 missed			
00:57				23 FRAZIER III O defensive rebound (1)
00:45				2 HARDY T turnover bad pass (2)
00:37	11 FORREST M 3pt FG from turnover, jump shot missed			
00:35	23 WEATHERSPOON B offensive rebound (1)			
00:34	4 GREENLEE B foul drawn (4)			11 LEMUS C foul personal (3 - 9)
00:34	11 FORREST M substitution out			
00:34	1 DAVIS J substitution in			
00:34	4 GREENLEE B 1&1 free throw 1 missed			
00:34				21 ONYEMA Z defensive rebound (5)
00:05				turnover shot clock (9)
00:05				12 SIBLEY J substitution out
00:05				15 HOLMES A substitution in
00:02	1 DAVIS J 2pt FG from turnover in the paint, driving layup made (6)	32-21	11	
END OF PERIOD				
FAU 32-21 TEP				



UTEP at Fla. Atlantic

02/25/23 Abessinio Court at Eleanor R. Baldwin Arena, Boca Raton, Fla.
2022-23 Men's Basketball

Game Time: 2:00 PM
Game Duration: 1:52
Attendance: 3,130

Officials: Barry Mathis, Mick Fieldbinder, Christopher Merlo

UTEP - 21

NO.	Name	F	Min	FG	3P	FT	Rebounds			Fouls		TP	AS	TO	ST	Blocks		+/-
				M-A	M-A	M-A	OR	DR	TOT	PF	FD					BS	BA	
13	Calvin Solomon	F	11:52	1-2	0-0	0-0	1	2	3	2	1	2	1	1	0	0	1	-15
21	Ze'rik Onyema	F	14:10	2-7	0-1	0-0	2	3	5	0	1	4	0	1	1	1	0	-7
23	Otis Frazier III	F	14:23	1-4	0-2	0-0	0	1	1	1	0	2	0	1	1	0	0	-3
2	Tae Hardy	G	20:00	2-6	0-1	2-2	1	1	2	0	2	6	0	2	0	1	0	-11
5	Shamar Givance	G	19:02	1-4	1-2	0-0	0	0	0	2	0	3	0	1	2	0	0	-9
34	Kevin Kalu		05:50	0-1	0-0	4-4	2	2	4	0	2	4	0	0	2	0	0	-4
12	Jamari Sibley		06:19	0-1	0-0	0-0	0	1	1	0	0	0	0	1	0	0	0	-3
11	Carlos Lemus		08:18	0-2	0-1	0-0	0	0	0	3	1	0	0	0	0	0	0	-1
15	Antwon Holmes		00:06	0-0	0-0	0-0	0	0	0	0	0	0	0	0	0	0	0	-2
Team							0	0	0			0		2				
Totals				7-27	1-7	6-6	6	10	16	9	7	21	1	9	6	2	1	-11

Shooting By Period		
1 st FG%	7-27	25.9%
3PT%	1-7	14.3%
FT%	6-6	100%
GM FG%	7-27	25.9%
3PT%	1-7	14.3%
FT%	6-6	100.0%

Dead Ball Rebounds: 0, 0

Technical Fouls: Coach 1st6:59

Fla. Atlantic - 32

NO.	Name	F	Min	FG	3P	FT	Rebounds			Fouls		TP	AS	TO	ST	Blocks		+/-
				M-A	M-A	M-A	OR	DR	TOT	PF	FD					BS	BA	
50	Vladislav Goldin	F	09:41	2-2	0-0	0-1	1	5	6	1	2	4	0	0	0	1	0	3
1	Johnell Davis	G	13:12	2-3	0-0	2-2	0	2	2	1	1	6	0	2	0	0	0	-1
4	Bryan Greenlee	G	11:11	1-3	0-1	0-2	1	0	1	0	4	2	0	4	0	0	0	4
11	Michael Forrest	G	15:21	2-6	1-4	0-0	0	1	1	1	0	5	1	1	0	0	1	6
15	Alijah Martin	G	07:55	1-3	0-1	0-0	1	0	1	2	0	2	0	1	0	0	0	4
3	Giancarlo Rosado		10:19	0-1	0-0	0-0	0	3	3	1	0	0	0	0	1	0	1	8
2	Nick Boyd		11:37	1-2	1-1	0-0	0	2	2	0	0	3	2	1	1	0	0	13
12	Jalen Gaffney		08:39	1-2	1-2	0-0	0	0	0	0	0	3	1	1	0	0	0	11
23	Brandon Weatherspoon		12:05	3-4	1-2	0-0	1	0	1	1	1	7	0	0	1	0	0	7
Team							2	1	3			0		0				
Totals				13-26	4-11	2-5	6	14	20	7	8	32	4	10	3	1	2	11

Shooting By Period		
1 st FG%	13-26	50.0%
3PT%	4-11	36.4%
FT%	2-5	40%
GM FG%	13-26	50.0%
3PT%	4-11	36.4%
FT%	2-5	40.0%

Dead Ball Rebounds: 0, 0

Technical Fouls: NONE

	TEP	FAU
Biggest lead	2 (1 st 19:16)	20 (1 st 6:59)
Best Scoring Run	11 (1 st 1:13)	11 (1 st 12:32)
Lead Changes	1	
Times Tied	1	
Time with Lead	00:47	17:38

	TEP	FAU
Points from		
Turnovers	9	13
Paint	10	16
Second Chance	8	7
Fast Breaks	4	5
Bench	4	13

	Period by Period Scoring		
	1st	2nd	TOT
TEP	21	28	49
FAU	32	43	75



Period 2

Quarter Starters:

FAU	1 Davis J	4 Greenlee B	11 Forrest M	15 Martin A	50 Goldin V
TEP	2 Hardy T	5 Givance S	13 Solomon C	21 Onyema Z	23 Frazier III O

Game Time	FAU	Score	Diff	TEP
20:00	2 BOYD N substitution out			
20:00	23 WEATHERSPOON B substitution out			
20:00	11 FORREST M substitution in			
20:00	15 MARTIN A substitution in			
20:00				11 LEMUS C substitution out
20:00				15 HOLMES A substitution out
20:00				5 GIVANCE S substitution in
20:00				13 SOLOMON C substitution in
19:36		32-23	9	13 SOLOMON C 2pt FG outside the paint, jump shot made (4)
19:03	11 FORREST M 3pt FG , jump shot missed			
19:00				23 FRAZIER III O defensive rebound (2)
18:50	15 MARTIN A foul personal (3 - 1)			13 SOLOMON C foul drawn (2)
18:38	4 GREENLEE B steal (1)			13 SOLOMON C turnover lost ball (2)
18:31	11 FORREST M 3pt FG from turnover, jump shot missed			
18:30	50 GOLDIN V offensive rebound (7)			
18:30	50 GOLDIN V foul drawn (3)			13 SOLOMON C foul personal (3 - 1)
18:29	1 DAVIS J 3pt FG from turnover second chance, jump shot missed			
18:27				21 ONYEMA Z defensive rebound (6)
18:10				13 SOLOMON C turnover bad pass (3)
17:57	50 GOLDIN V 2pt FG from turnover in the paint, layup missed			
17:56				21 ONYEMA Z defensive rebound (7)
17:56	50 GOLDIN V foul personal (2 - 2)			21 ONYEMA Z foul drawn (2)
17:32				2 HARDY T 2pt FG outside the paint, jump shot missed
17:30				13 SOLOMON C offensive rebound (4)
17:30	11 FORREST M foul personal (2 - 3)			13 SOLOMON C foul drawn (3)
17:21	4 GREENLEE B steal (2)			5 GIVANCE S turnover bad pass (2)
17:16	15 MARTIN A 3pt FG fast break from turnover, jump shot made (5)	35-23	12	
17:16	4 GREENLEE B assist (1)			
16:55	11 FORREST M foul shooting (3 - 4)			23 FRAZIER III O foul drawn (1)
16:55		35-24	11	23 FRAZIER III O free throw 1 - 2 made (3)
16:55	11 FORREST M substitution out			
16:55	50 GOLDIN V substitution out			
16:55	2 BOYD N substitution in			
16:55	3 ROSADO G substitution in			
16:55		35-25	10	23 FRAZIER III O free throw 2 - 2 made (4)
16:28	15 MARTIN A 3pt FG , jump shot made (8)	38-25	13	
16:28	4 GREENLEE B assist (2)			
16:00				21 ONYEMA Z 2pt FG in the paint, layup missed
15:55				21 ONYEMA Z offensive rebound (8)
15:54		38-27	11	21 ONYEMA Z 2pt FG second chance in the paint, dunk, made (6)
15:41	15 MARTIN A 3pt FG , jump shot made (11)	41-27	14	



Official Basketball Play by Play - Second Half
UTEP at Fla. Atlantic
 02/25/23 Abessinio Court at Eleanor R. Baldwin Arena, Boca Raton, Fla.
 2022-23 Men's Basketball

Game Time: 2:00 PM
Game Duration: 1:52
Attendance: 3,130

Officials: Barry Mathis, Mick Fieldbinder, Christopher Merlo

Game Time	FAU	Score	Diff	TEP
15:41	1 DAVIS J assist (1)			
15:23		41-29	12	13 SOLOMON C 2pt FG outside the paint, jump shot made (6)
15:23				5 GIVANCE S assist (1)
15:21	Timeout media			
15:21	4 GREENLEE B substitution out			
15:21	12 GAFFNEY J substitution in			
15:21				21 ONYEMA Z substitution out
15:21				34 KALU K substitution in
15:04	15 MARTIN A 2pt FG in the paint, driving layup made (13)	43-29	14	
15:04	15 MARTIN A foul drawn (1)			23 FRAZIER III O foul shooting (2 - 2)
15:04	Timeout media			
15:04	15 MARTIN A free throw 1 - 1 made (14)	44-29	15	
14:49		44-31	13	13 SOLOMON C 2pt FG in the paint, layup made (8)
14:49				5 GIVANCE S assist (2)
14:27	15 MARTIN A 3pt FG , jump shot missed			
14:25				23 FRAZIER III O defensive rebound (3)
14:11				13 SOLOMON C 2pt FG in the paint, layup missed
14:09	2 BOYD N defensive rebound (3)			
14:03	2 BOYD N foul drawn (1)			34 KALU K foul shooting (1 - 3)
14:03	2 BOYD N free throw fast break 1 - 2 missed			
14:03	offensive dead ball rebound (1)			
14:03	1 DAVIS J substitution out			
14:03	23 WEATHERSPOON B substitution in			
14:03				23 FRAZIER III O substitution out
14:03				34 KALU K substitution out
14:03				11 LEMUS C substitution in
14:03				21 ONYEMA Z substitution in
14:03	2 BOYD N free throw fast break 2 - 2 made (4)	45-31	14	
13:31				2 HARDY T 2pt FG in the paint, layup missed
13:28				21 ONYEMA Z offensive rebound (9)
13:26				21 ONYEMA Z 2pt FG second chance in the paint, jump shot missed
13:24	3 ROSADO G defensive rebound (4)			
13:13	3 ROSADO G foul drawn (1)			21 ONYEMA Z foul personal (1 - 4)
13:13	3 ROSADO G substitution out			
13:13	50 GOLDIN V substitution in			
13:09	15 MARTIN A 2pt FG in the paint, layup made (16)	47-31	16	
13:09	12 GAFFNEY J assist (2)			
12:40				21 ONYEMA Z turnover out of bounds (2)
12:30	15 MARTIN A 2pt FG from turnover in the paint, dunk, blocked			
12:30				21 ONYEMA Z block (2)
12:30	12 GAFFNEY J offensive rebound (1)			
12:24	2 BOYD N 2pt FG from turnover second chance in the paint, driving layup made (6)	49-31	18	
12:07				13 SOLOMON C 2pt FG outside the paint, jump shot missed
12:03	50 GOLDIN V defensive rebound (8)			
12:00	23 WEATHERSPOON B foul drawn (2)			21 ONYEMA Z foul shooting (2 - 5)
12:00	Timeout media			
12:00	15 MARTIN A substitution out			
12:00	1 DAVIS J substitution in			



Official Basketball Play by Play - Second Half
UTEP at Fla. Atlantic
 02/25/23 Abessinio Court at Eleanor R. Baldwin Arena, Boca Raton, Fla.
 2022-23 Men's Basketball

Game Time: 2:00 PM
Game Duration: 1:52
Attendance: 3,130

Officials: Barry Mathis, Mick Fieldbinder, Christopher Merlo

Game Time	FAU	Score	Diff	TEP
12:00				13 SOLOMON C substitution out
12:00				23 FRAZIER III O substitution in
12:00	23 WEATHERSPOON B free throw fast break 1 - 2 missed			
12:00	offensive dead ball rebound (2)			
12:00	23 WEATHERSPOON B free throw fast break 2 - 2 made (8)	50-31	19	
11:52	2 BOYD N foul personal (1 - 5)			5 GIVANCE S foul drawn (1)
11:44		50-33	17	5 GIVANCE S 2pt FG in the paint, driving layup made (5)
11:23	1 DAVIS J 2pt FG outside the paint, jump shot missed			
11:20	23 WEATHERSPOON B offensive rebound (2)			
11:17	1 DAVIS J 3pt FG second chance, jump shot made (9)	53-33	20	
11:17	12 GAFFNEY J assist (3)			
11:02	50 GOLDIN V foul personal (3 - 6)			5 GIVANCE S foul drawn (2)
11:02				5 GIVANCE S substitution out
11:02				12 SIBLEY J substitution in
10:54				2 HARDY T 2pt FG in the paint, driving layup missed
10:49	1 DAVIS J defensive rebound (3)			
10:34	1 DAVIS J turnover travel (3)			
10:34	2 BOYD N substitution out			
10:34	4 GREENLEE B substitution in			
10:13	50 GOLDIN V foul shooting (4 - 7)			21 ONYEMA Z foul drawn (3)
10:13				21 ONYEMA Z free throw 1 - 2 missed
10:13				offensive dead ball rebound (1)
10:13	50 GOLDIN V substitution out			
10:13	3 ROSADO G substitution in			
10:13		53-34	19	21 ONYEMA Z free throw 2 - 2 made (7)
09:52	4 GREENLEE B 3pt FG , jump shot missed			
09:48				defensive rebound (24)
09:29				21 ONYEMA Z 2pt FG in the paint, layup missed
09:26				21 ONYEMA Z offensive rebound (10)
09:26		53-36	17	21 ONYEMA Z 2pt FG second chance in the paint, layup made (9)
08:58	23 WEATHERSPOON B substitution out			
08:58	15 MARTIN A substitution in			
08:51	turnover shot clock (12)			
08:35				11 LEMUS C 3pt FG from turnover, jump shot missed
08:33	15 MARTIN A defensive rebound (2)			
08:27	15 MARTIN A foul drawn (2)			11 LEMUS C foul shooting (4 - 6)
08:27	15 MARTIN A free throw fast break 1 - 2 made (17)	54-36	18	
08:27	12 GAFFNEY J substitution out			
08:27	11 FORREST M substitution in			
08:27				11 LEMUS C substitution out
08:27				5 GIVANCE S substitution in
08:27	15 MARTIN A free throw fast break 2 - 2 made (18)	55-36	19	
08:15				2 HARDY T 2pt FG in the paint, layup blocked
08:15	3 ROSADO G block (1)			
08:11	11 FORREST M defensive rebound (2)			
08:09	1 DAVIS J foul drawn (2)			12 SIBLEY J foul shooting (1 - 7)
08:09	1 DAVIS J free throw fast break 1 - 1 missed			
08:04				12 SIBLEY J defensive rebound (2)



Officials: Barry Mathis, Mick Fieldbinder, Christopher Merlo

Game Time	FAU	Score	Diff	TEP
08:04				5 GIVANCE S 3pt FG , jump shot missed
08:04	11 FORREST M defensive rebound (3)			
07:50	1 DAVIS J 3pt FG fast break, jump shot made (12)	58-36	22	
07:50	11 FORREST M assist (2)			
07:16		58-38	20	21 ONYEMA Z 2pt FG in the paint, jump shot made (11)
06:59	3 ROSADO G 2pt FG in the paint, layup made (2)	60-38	22	
06:37				5 GIVANCE S 2pt FG in the paint, layup missed
06:32	4 GREENLEE B defensive rebound (2)			
06:30	4 GREENLEE B 2pt FG in the paint, layup missed			
06:28				21 ONYEMA Z defensive rebound (11)
06:06				21 ONYEMA Z 2pt FG in the paint, jump shot missed
06:04	11 FORREST M defensive rebound (4)			
05:53	3 ROSADO G 2pt FG in the paint, layup made (4)	62-38	24	
05:33	4 GREENLEE B foul personal (1 - 8)			5 GIVANCE S foul drawn (3)
05:33	Timeout media			
05:33				21 ONYEMA Z substitution out
05:33				23 FRAZIER III O substitution out
05:33				13 SOLOMON C substitution in
05:33				34 KALU K substitution in
05:33	3 ROSADO G substitution out			
05:33	4 GREENLEE B substitution out			
05:33	2 BOYD N substitution in			
05:33	50 GOLDIN V substitution in			
05:33		62-39	23	5 GIVANCE S 1&1 free throw 1 made (6)
05:33				5 GIVANCE S 1&1 free throw 2 missed
05:31				34 KALU K offensive rebound (5)
05:31				34 KALU K turnover lost ball (1)
05:31				5 GIVANCE S substitution out
05:31				15 HOLMES A substitution in
05:02	15 MARTIN A 3pt FG from turnover, jump shot missed			
04:59				12 SIBLEY J defensive rebound (3)
04:41		62-41	21	34 KALU K 2pt FG in the paint, layup made (6)
04:41				2 HARDY T assist (1)
04:19	11 FORREST M 2pt FG in the paint, driving layup made (7)	64-41	23	
03:45				13 SOLOMON C 2pt FG outside the paint, jump shot missed
03:43	15 MARTIN A defensive rebound (3)			
03:38	2 BOYD N 3pt FG , jump shot missed			
03:36	50 GOLDIN V offensive rebound (9)			
03:34	15 MARTIN A 3pt FG second chance, jump shot made (21)	67-41	26	
03:34	50 GOLDIN V assist (1)			
03:09				12 SIBLEY J 2pt FG outside the paint, jump shot missed
03:07	1 DAVIS J defensive rebound (4)			
03:00	2 BOYD N 3pt FG , jump shot missed			
02:58				15 HOLMES A defensive rebound (1)
02:34		67-43	24	2 HARDY T 2pt FG in the paint, layup made (8)
02:23	11 FORREST M 2pt FG in the paint, layup blocked			
02:23				12 SIBLEY J block (1)
02:21				defensive rebound (31)
02:21	Timeout media			



Official Basketball Play by Play - Second Half
UTEP at Fla. Atlantic
 02/25/23 Abessinio Court at Eleanor R. Baldwin Arena, Boca Raton, Fla.
 2022-23 Men's Basketball

Game Time: 2:00 PM
Game Duration: 1:52
Attendance: 3,130

Officials: Barry Mathis, Mick Fieldbinder, Christopher Merlo

Game Time	FAU	Score	Diff	TEP
02:21	1 DAVIS J substitution out			
02:21	15 MARTIN A substitution out			
02:21	50 GOLDIN V substitution out			
02:21	0 LORIENT B substitution in			
02:21	23 WEATHERSPOON B substitution in			
02:21	25 CARROLL T substitution in			
02:12				2 HARDY T turnover bad pass (3)
02:01	0 LORIENT B 2pt FG from turnover in the paint, dunk, missed			
01:57				13 SOLOMON C defensive rebound (5)
01:53		67-45	22	13 SOLOMON C 2pt FG fast break in the paint, layup made (10)
01:53	25 CARROLL T foul shooting (1 - 9)			13 SOLOMON C foul drawn (4)
01:53		67-46	21	13 SOLOMON C free throw 1 - 1 made (11)
01:37	11 FORREST M 2pt FG in the paint, layup made (9)	69-46	23	
01:37	11 FORREST M foul drawn (1)			2 HARDY T foul shooting (1 - 8)
01:37	11 FORREST M free throw 1 - 1 made (10)	70-46	24	
01:37	11 FORREST M substitution out			
01:37	21 RALAT A substitution in			
01:24				12 SIBLEY J 3pt FG , jump shot missed
01:22	2 BOYD N defensive rebound (4)			
01:07	2 BOYD N 2pt FG in the paint, layup missed			
01:05	23 WEATHERSPOON B offensive rebound (3)			
01:06	23 WEATHERSPOON B foul drawn (3)			2 HARDY T foul shooting (2 - 9)
01:06	23 WEATHERSPOON B 1&1 free throw 1 made (9)	71-46	25	
01:06	23 WEATHERSPOON B 1&1 free throw 2 made (10)	72-46	26	
01:06	23 WEATHERSPOON B substitution out			
01:06	5 GAINES I substitution in			
00:47		72-48	24	13 SOLOMON C 2pt FG in the paint, layup made (13)
00:30	25 CARROLL T 3pt FG , jump shot made (3)	75-48	27	
00:30	21 RALAT A assist (1)			
00:18	5 GAINES I foul shooting (1 - 10)			15 HOLMES A foul drawn (1)
00:18		75-49	26	15 HOLMES A free throw 1 - 2 made (1)
00:18				15 HOLMES A free throw 2 - 2 missed
00:17	defensive rebound (38)			
END OF GAME				
FAU 75-49 TEP				



UTEP at Fla. Atlantic

02/25/23 Abessinio Court at Eleanor R. Baldwin Arena, Boca Raton, Fla.
2022-23 Men's Basketball

Game Time: 2:00 PM
Game Duration: 1:52
Attendance: 3,130

Officials: Barry Mathis, Mick Fieldbinder, Christopher Merlo

UTEP - 28

NO.	Name	F	Min	FG			Rebounds			Fouls		TP	AS	TO	ST	Blocks		+/-
				M-A	M-A	M-A	OR	DR	TOT	PF	FD					BS	BA	
13	Calvin Solomon	F	13:33	5-8	0-0	1-1	1	1	2	1	3	11	0	2	0	0	0	-9
21	Ze'rik Onyema	F	13:09	3-7	0-0	1-2	3	3	6	2	2	7	0	1	0	1	0	-12
23	Otis Frazier III	F	12:24	0-0	0-0	2-2	0	2	2	1	1	2	0	0	0	0	0	-8
2	Tae Hardy	G	20:00	1-5	0-0	0-0	0	0	0	2	0	2	1	1	0	0	1	-15
5	Shamar Givance	G	11:54	1-3	0-1	1-2	0	0	0	0	3	3	2	1	0	0	0	-14
34	Kevin Kalu		06:51	1-1	0-0	0-0	1	0	1	1	0	2	0	1	0	0	0	-3
11	Carlos Lemus		05:36	0-1	0-1	0-0	0	0	0	1	0	0	0	0	0	0	0	-5
12	Jamari Sibley		11:02	0-2	0-1	0-0	0	2	2	1	0	0	0	0	0	1	0	-6
15	Antwon Holmes		05:31	0-0	0-0	1-2	0	1	1	0	1	1	0	0	0	0	0	-3
Team							0	2	2			0		0				
Totals				11-27	0-3	6-9	5	11	16	9	10	28	3	6	0	2	1	-15

Shooting By Period		
2 nd FG%	11-27	40.7%
3PT%	0-3	0.0%
FT%	6-9	66.7%
GM FG%	11-27	40.7%
3PT%	0-3	0.0%
FT%	6-9	66.7%

Dead Ball Rebounds: 1, 0

Technical Fouls::NONE

Fla. Atlantic - 43

NO.	Name	F	Min	FG			Rebounds			Fouls		TP	AS	TO	ST	Blocks		+/-
				M-A	M-A	M-A	OR	DR	TOT	PF	FD					BS	BA	
50	Vladislav Goldin	F	09:17	0-1	0-0	0-0	2	1	3	3	1	0	1	0	0	0	0	6
1	Johnell Davis	G	15:36	2-4	2-3	0-1	0	2	2	0	1	6	1	1	0	0	0	8
4	Bryan Greenlee	G	09:40	0-2	0-1	0-0	0	1	1	1	0	0	2	0	2	0	0	5
11	Michael Forrest	G	09:55	2-5	0-2	1-1	0	3	3	2	1	5	1	0	0	0	1	6
15	Alijah Martin	G	14:37	6-9	4-6	3-3	0	2	2	1	2	19	0	0	0	0	1	14
2	Nick Boyd		11:54	1-4	0-2	1-2	0	2	2	1	1	3	0	0	0	0	0	11
3	Giancarlo Rosado		08:22	2-2	0-0	0-0	0	1	1	0	1	4	0	0	0	1	0	7
12	Jalen Gaffney		06:54	0-0	0-0	0-0	1	0	1	0	0	0	2	0	0	0	0	6
23	Brandon Weatherspoon		06:20	0-0	0-0	3-4	2	0	2	0	2	3	0	0	0	0	0	6
0	Brenen Lorient		02:21	0-1	0-0	0-0	0	0	0	0	0	0	0	0	0	0	0	2
25	Tre Carroll		02:21	1-1	1-1	0-0	0	0	0	1	0	3	0	0	0	0	0	2
21	Alejandro Ralat		01:37	0-0	0-0	0-0	0	0	0	0	0	0	1	0	0	0	0	2
5	Isaiah Gaines		01:06	0-0	0-0	0-0	0	0	0	1	0	0	0	0	0	0	0	0
Team							0	1	1			0		1				
Totals				14-29	7-15	8-11	5	13	18	10	9	43	8	2	2	1	2	15

Shooting By Period		
2 nd FG%	14-29	48.3%
3PT%	7-15	46.7%
FT%	8-11	72.7%
GM FG%	14-29	48.3%
3PT%	7-15	46.7%
FT%	8-11	72.7%

Dead Ball Rebounds: 2, 0

Technical Fouls::NONE

	TEP	FAU
Biggest lead	0 (1 st 20:00)	27 (2 nd 0:30)
Best Scoring Run	5(2 nd 1:53)	6(2 nd 12:00)
Lead Changes	0	
Times Tied	0	
Time with Lead	00:00	19:36

Points from	TEP	FAU
Turnovers	1	5
Paint	18	14
Second Chance	4	10
Fast Breaks	2	10
Bench	3	13

	Period by Period Scoring		
	1st	2nd	TOT
TEP	21	28	49
FAU	32	43	75



UTEP at Fla. Atlantic

02/25/23 Abessinio Court at Eleanor R. Baldwin Arena, Boca Raton, Fla.
2022-23 Men's Basketball

Game Time: 2:00 PM
Game Duration: 1:52
Attendance: 3,130

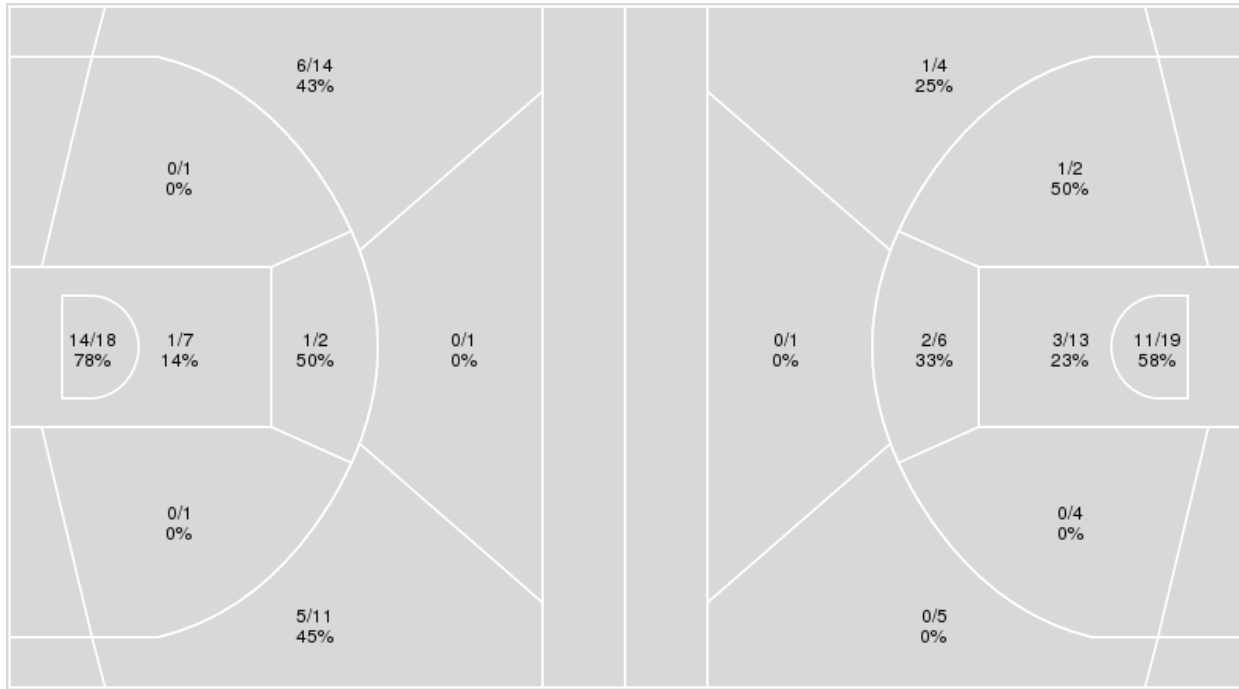
Officials: Barry Mathis, Mick Fieldbinder, Christopher Merlo

{ Players => 0, 1, 2, 3, 4, 5, 11, 12, 13, 15, 21, 23, 25, 30, 50; } FG
Types => All; Results => All;

{ Players => 0, 1, 2, 3, 4, 5, 11, 12, 15, 20, 21, 23, 13, 32, 34; } FG
Types => All; Results => All;

Fla. Atlantic

UTEP



Fla. Atlantic	M/A	%
Field Goals	27/55	49
2 Points	16/29	55
3 Points	11/26	42
Free Throws	10/16	62

UTEP	M/A	%
Field Goals	18/54	33
2 Points	17/44	39
3 Points	1/10	10
Free Throws	12/15	80



UTEP

No	Name	Mins		Score		Points Diff		Points per Min		Assists		Rebounds		Steals		Turnovers	
		On	Off	On	Off	On	Off	On	Off	On	Off	On	Off	On	Off	On	Off
2	Tae Hardy	40:00	00:00	49 - 75	0 - 0	-26	0	1.23	0.00	4	0	32	0	6	0	15	0
5	Shamar Givance	30:56	09:04	36 - 59	13 - 16	-23	-3	1.16	1.43	3	1	24	8	6	0	12	3
11	Carlos Lemus	13:54	26:06	13 - 19	36 - 56	-6	-20	0.94	1.38	1	3	14	18	3	3	4	11
12	Jamari Sibley	17:21	22:39	23 - 32	26 - 43	-9	-17	1.33	1.15	1	3	13	19	2	4	8	7
13	Calvin Solomon	25:25	14:35	31 - 55	18 - 20	-24	-2	1.22	1.23	4	0	19	13	1	5	11	4
15	Antwonnie Holmes	05:37	34:23	10 - 15	39 - 60	-5	-21	1.78	1.13	1	3	4	28	0	6	1	14
21	Ze'rik Onyema	27:19	12:41	30 - 49	19 - 26	-19	-7	1.10	1.50	2	2	22	10	3	3	10	5
23	Otis Frazier III	26:47	13:13	34 - 45	15 - 30	-11	-15	1.27	1.13	2	2	22	10	6	0	9	6
34	Kevin Kalu	12:41	27:19	19 - 26	30 - 49	-7	-19	1.50	1.10	2	2	10	22	3	3	5	10

Fla. Atlantic

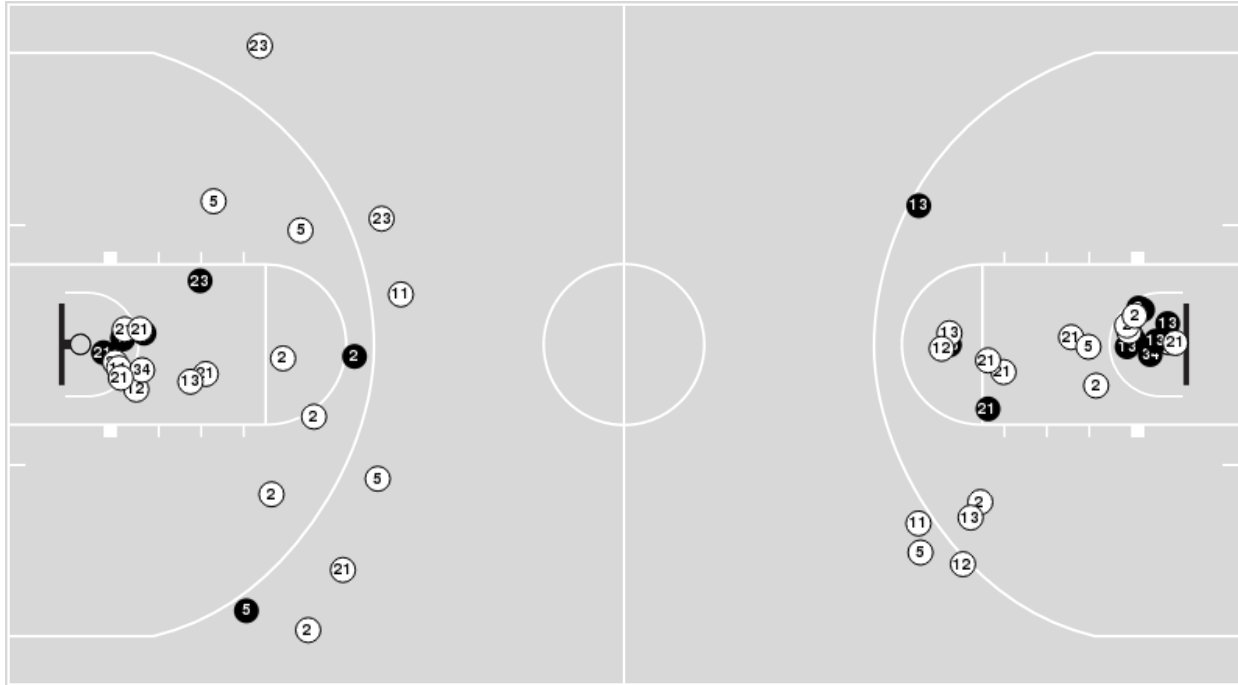
No	Name	Mins		Score		Points Diff		Points per Min		Assists		Rebounds		Steals		Turnovers	
		On	Off	On	Off	On	Off	On	Off	On	Off	On	Off	On	Off	On	Off
0	Brenen Lorient	02:21	37:39	8 - 6	67 - 43	2	24	3.40	1.78	1	11	3	35	0	5	0	12
1	Johnell Davis	28:48	11:12	45 - 38	30 - 11	7	19	1.56	2.68	6	6	27	11	4	1	11	1
2	Nick Boyd	23:31	16:29	55 - 31	20 - 18	24	2	2.34	1.21	10	2	24	14	2	3	5	7
3	Giancarlo Rosado	18:41	21:19	37 - 22	38 - 27	15	11	1.98	1.78	6	6	15	23	2	3	7	5
4	Bryan Greenlee	20:51	19:09	35 - 26	40 - 23	9	17	1.68	2.09	5	7	20	18	3	2	8	4
5	Isaiah Gaines	01:06	38:54	3 - 3	72 - 46	0	26	2.73	1.85	1	11	1	37	0	5	0	12
11	Michael Forrest	25:16	14:44	42 - 30	33 - 19	12	14	1.66	2.24	6	6	22	16	5	0	8	4
12	Jalen Gaffney	15:33	24:27	30 - 13	45 - 36	17	9	1.93	1.84	6	6	12	26	1	4	4	8
15	Alijah Martin	22:32	17:28	44 - 26	31 - 23	18	8	1.95	1.77	6	6	23	15	3	2	6	6
21	Alejandro Ralat	01:37	38:23	5 - 3	70 - 46	2	24	3.09	1.82	1	11	3	35	0	5	0	12
23	Brandon Weatherspoon	18:25	21:35	33 - 20	42 - 29	13	13	1.79	1.95	6	6	17	21	2	3	6	6
25	Tre Carroll	02:21	37:39	8 - 6	67 - 43	2	24	3.40	1.78	1	11	3	35	0	5	0	12
50	Vladislav Goldin	18:58	21:02	30 - 21	45 - 28	9	17	1.58	2.14	5	7	20	18	3	2	5	7



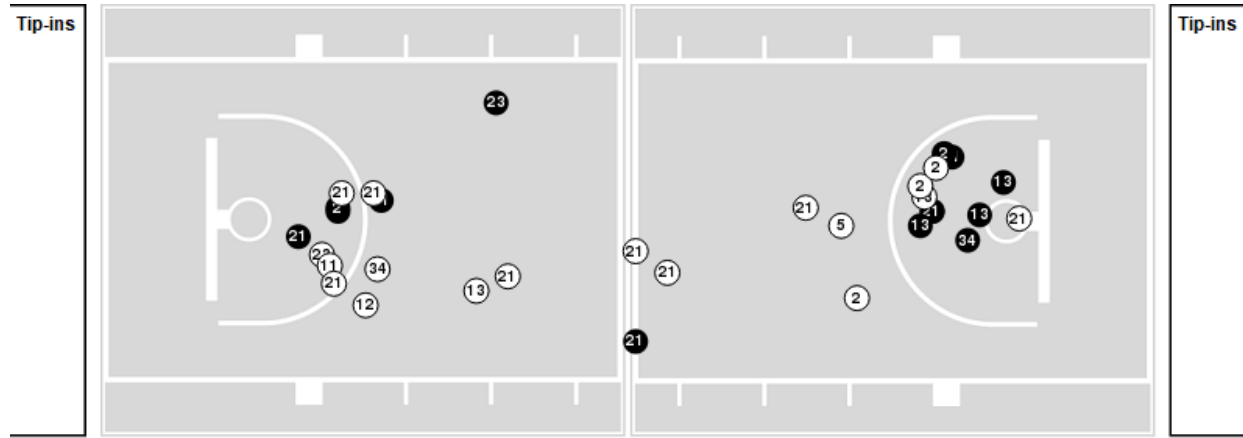
Players => 0, 1, 2, 3, 4, 5, 11, 12, 15, 20, 21, 23, 13, 32, 34 FG Types=>All Results=>All

UTEP

All Field Goals



Blow Up Chart



● Made ○ Missed N - Player Number

UTEP	M/A	%
Field Goals	18/54	33
2 Points	17/44	39
3 Points	1/10	10
Free Throws	12/15	80

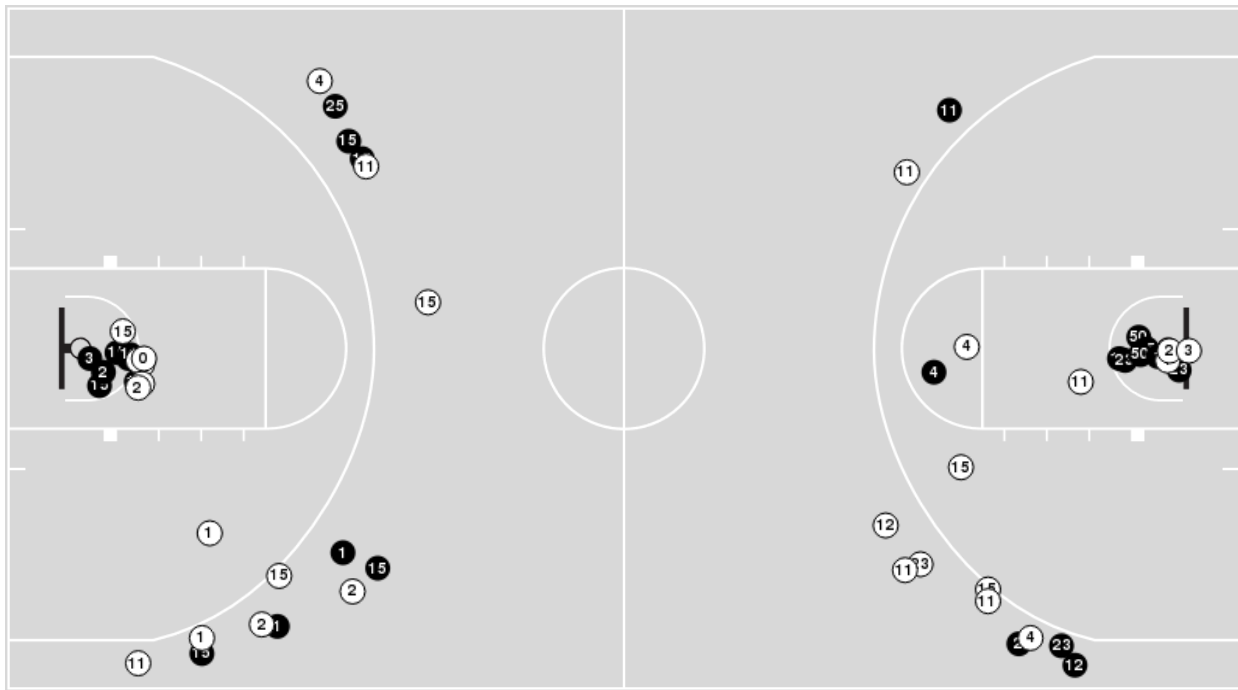
UTEP	M/A	%
Points in the Paint	28 (14 / 32)	44
Fast Break Points	6 (5/5)	100
Second Chance Points	12 (8/11)	73
Effective FG%	34	



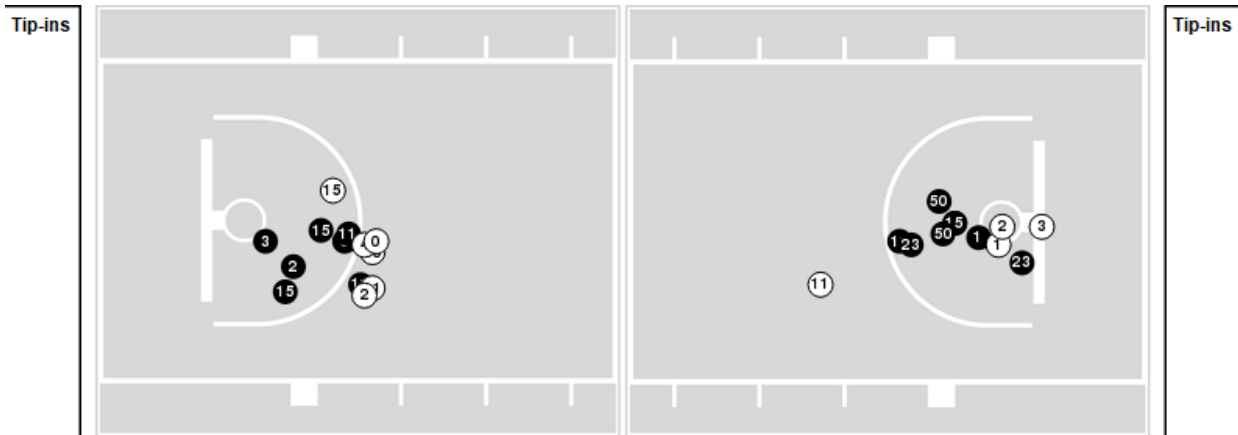
Players => 0, 1, 2, 3, 4, 5, 11, 12, 13, 15, 21, 23, 25, 30, 50FG Types=>AllResults=>All

Fla. Atlantic

All Field Goals



Blow Up Chart



● Made ○ Missed N - Player Number

Fla. Atlantic	M/A	%
Field Goals	27/55	49
2 Points	16/29	55
3 Points	11/26	42
Free Throws	10/16	62

Fla. Atlantic	M/A	%
Points in the Paint	30 (15 / 25)	60
Fast Break Points	15 (8/12)	67
Second Chance Points	17 (8/11)	73
Effective FG%	59	



Official Basketball Rotations Summary - Final
UTEP at Fla. Atlantic
 02/25/23 Abessinio Court at Eleanor R. Baldwin Arena, Boca Raton, Fla.
 2022-23 Men's Basketball

Game Time: 2:00 PM
Game Duration: 1:52
Attendance: 3,130

Officials: Barry Mathis, Mick Fieldbinder, Christopher Merlo

UTEP

Lineup	Quarter On	Time On	Quarter Off	Time Off	Time on Court	Score	Score Diff	Reb	Stl	Tov	Ass	PPP
2- Hardy T/ 5- Givance S/ 21- Onyema Z/ 23- Frazier III O/ 13- Solomon C/	1	20:00	1	16:02	03:58	4-8	-4	3	0	0	0	0.6667
2- Hardy T/ 5- Givance S/ 23- Frazier III O/ 13- Solomon C/ 34- Kalu K/	1	16:02	1	13:45	02:17	2-5	-3	0	1	2	0	0.5000
2- Hardy T/ 5- Givance S/ 12- Sibley J/ 21- Onyema Z/ 13- Solomon C/	1	13:45	1	10:10	03:35	2-10	-8	1	0	3	0	0.4000
2- Hardy T/ 5- Givance S/ 11- Lemus C/ 21- Onyema Z/ 13- Solomon C/	1	10:10	1	08:26	01:44	2-2	0	3	0	0	1	0.6667
2- Hardy T/ 5- Givance S/ 11- Lemus C/ 13- Solomon C/ 34- Kalu K/	1	08:26	1	08:08	00:18	0-0	0	0	0	0	0	0.0000
2- Hardy T/ 5- Givance S/ 11- Lemus C/ 23- Frazier III O/ 34- Kalu K/	1	08:08	1	04:53	03:15	4-5	-1	4	2	1	0	0.6944
2- Hardy T/ 5- Givance S/ 11- Lemus C/ 21- Onyema Z/ 23- Frazier III O/	1	04:53	1	02:50	02:03	2-0	2	2	1	0	0	0.6667
2- Hardy T/ 5- Givance S/ 12- Sibley J/ 21- Onyema Z/ 23- Frazier III O/	1	02:50	1	00:57	01:52	5-0	5	1	2	1	0	1.2887
2- Hardy T/ 11- Lemus C/ 12- Sibley J/ 21- Onyema Z/ 23- Frazier III O/	1	00:57	1	00:05	00:52	0-0	0	2	0	2	0	0.0000
2- Hardy T/ 11- Lemus C/ 15- Holmes A/ 21- Onyema Z/ 23- Frazier III O/	1	00:05	2	20:00	00:06	0-2	-2	0	0	0	0	0.0000
2- Hardy T/ 5- Givance S/ 21- Onyema Z/ 23- Frazier III O/ 13- Solomon C/	2	20:00	2	15:21	04:39	8-9	-1	5	0	3	1	1.1628
2- Hardy T/ 5- Givance S/ 23- Frazier III O/ 13- Solomon C/ 34- Kalu K/	2	15:21	2	14:03	01:18	2-3	-1	1	0	0	1	1.0000
2- Hardy T/ 5- Givance S/ 11- Lemus C/ 21- Onyema Z/ 13- Solomon C/	2	14:03	2	12:00	02:03	0-5	-5	1	0	1	0	0.0000
2- Hardy T/ 5- Givance S/ 11- Lemus C/ 21- Onyema Z/ 23- Frazier III O/	2	12:00	2	11:02	00:58	2-4	-2	0	0	0	0	2.0000
2- Hardy T/ 11- Lemus C/ 12- Sibley J/ 21- Onyema Z/ 23- Frazier III O/	2	11:02	2	08:27	02:35	3-1	2	2	0	0	0	0.7732
2- Hardy T/ 5- Givance S/ 12- Sibley J/ 21- Onyema Z/ 23- Frazier III O/	2	08:27	2	05:33	02:54	2-8	-6	2	0	0	0	0.4000
2- Hardy T/ 5- Givance S/ 12- Sibley J/ 13- Solomon C/ 34- Kalu K/	2	05:33	2	05:31	00:02	1-0	1	1	0	1	0	1.1364
2- Hardy T/ 12- Sibley J/ 15- Holmes A/ 13- Solomon C/ 34- Kalu K/	2	05:31	2	00:00	05:31	10-13	-3	4	0	1	1	1.0730



UTEP at Fla. Atlantic

02/25/23 Abessinio Court at Eleanor R. Baldwin Arena, Boca Raton, Fla.
2022-23 Men's Basketball

Game Time: 2:00 PM
Game Duration: 1:52
Attendance: 3,130

Officials: Barry Mathis, Mick Fieldbinder, Christopher Merlo

Fla. Atlantic

Lineup	Quarter On	Time On	Quarter Off	Time Off	Time on Court	Score	Score Diff	Reb	Stl	Tov	Ass	PPP
1- Davis J/ 4- Greenlee B/ 11- Forrest M/ 15- Martin A/ 50- Goldin V/	1	20:00	1	16:02	03:58	8-4	4	6	0	2	0	1.1429
1- Davis J/ 3- Rosado G/ 4- Greenlee B/ 11- Forrest M/ 15- Martin A/	1	16:02	1	14:53	01:09	0-2	-2	0	1	2	0	0.0000
2- Boyd N/ 3- Rosado G/ 11- Forrest M/ 12- Gaffney J/ 23- Weatherspoon B/	1	14:53	1	11:19	03:34	13-2	11	2	1	0	3	2.6000
2- Boyd N/ 11- Forrest M/ 12- Gaffney J/ 23- Weatherspoon B/ 50- Goldin V/	1	11:19	1	10:10	01:09	2-0	2	0	0	0	0	2.0000
2- Boyd N/ 4- Greenlee B/ 12- Gaffney J/ 23- Weatherspoon B/ 50- Goldin V/	1	10:10	1	09:30	00:40	2-0	2	1	0	0	1	1.0000
1- Davis J/ 2- Boyd N/ 4- Greenlee B/ 12- Gaffney J/ 50- Goldin V/	1	09:30	1	09:30	00:00	0-0	0	0	0	0	0	0.0000
1- Davis J/ 2- Boyd N/ 4- Greenlee B/ 15- Martin A/ 50- Goldin V/	1	09:30	1	08:26	01:04	0-2	-2	1	0	0	0	0.0000
1- Davis J/ 2- Boyd N/ 3- Rosado G/ 4- Greenlee B/ 15- Martin A/	1	08:26	1	06:42	01:44	5-1	4	3	0	1	0	1.2887
1- Davis J/ 2- Boyd N/ 3- Rosado G/ 4- Greenlee B/ 23- Weatherspoon B/	1	06:42	1	06:06	00:36	0-1	-1	1	0	1	0	0.0000
1- Davis J/ 3- Rosado G/ 11- Forrest M/ 12- Gaffney J/ 23- Weatherspoon B/	1	06:06	1	02:50	03:16	0-4	-4	2	0	2	0	0.0000
1- Davis J/ 2- Boyd N/ 11- Forrest M/ 23- Weatherspoon B/ 50- Goldin V/	1	02:50	1	02:00	00:50	0-2	-2	2	1	1	0	0.0000
2- Boyd N/ 4- Greenlee B/ 11- Forrest M/ 23- Weatherspoon B/ 50- Goldin V/	1	02:00	1	00:34	01:25	0-3	-3	2	0	1	0	0.0000
1- Davis J/ 2- Boyd N/ 4- Greenlee B/ 23- Weatherspoon B/ 50- Goldin V/	1	00:34	2	20:00	00:35	2-0	2	0	0	0	0	1.3889
1- Davis J/ 4- Greenlee B/ 11- Forrest M/ 15- Martin A/ 50- Goldin V/	2	20:00	2	16:55	03:05	3-3	0	1	2	0	1	0.7500
1- Davis J/ 2- Boyd N/ 3- Rosado G/ 4- Greenlee B/ 15- Martin A/	2	16:55	2	15:21	01:34	6-5	1	0	0	0	2	3.0000
1- Davis J/ 2- Boyd N/ 3- Rosado G/ 12- Gaffney J/ 15- Martin A/	2	15:21	2	14:03	01:18	3-2	1	1	0	0	0	1.0417
2- Boyd N/ 3- Rosado G/ 12- Gaffney J/ 15- Martin A/ 23- Weatherspoon B/	2	14:03	2	13:13	00:50	1-0	1	1	0	0	0	2.2727
2- Boyd N/ 12- Gaffney J/ 15- Martin A/ 23- Weatherspoon B/ 50- Goldin V/	2	13:13	2	12:00	01:13	4-0	4	2	0	0	1	2.0000
1- Davis J/ 2- Boyd N/ 12- Gaffney J/ 23- Weatherspoon B/ 50- Goldin V/	2	12:00	2	10:34	01:26	4-2	2	2	0	1	1	1.3889
1- Davis J/ 4- Greenlee B/ 12- Gaffney J/ 23- Weatherspoon B/ 50- Goldin V/	2	10:34	2	10:13	00:21	0-0	0	0	0	0	0	0.0000
1- Davis J/ 3- Rosado G/ 4- Greenlee B/ 12- Gaffney J/ 23- Weatherspoon B/	2	10:13	2	08:58	01:15	0-3	-3	0	0	0	0	0.0000
1- Davis J/ 3- Rosado G/ 4- Greenlee B/ 12- Gaffney J/ 15- Martin A/	2	08:58	2	08:27	00:31	1-0	1	1	0	1	0	0.6944
1- Davis J/ 3- Rosado G/ 4- Greenlee B/ 11- Forrest M/ 15- Martin A/	2	08:27	2	05:33	02:54	8-2	6	4	0	0	1	1.6393
1- Davis J/ 2- Boyd N/ 11- Forrest M/ 15- Martin A/ 50- Goldin V/	2	05:33	2	02:21	03:12	5-5	0	3	0	0	1	1.0000
0- Lorient B/ 2- Boyd N/ 11- Forrest M/ 23- Weatherspoon B/ 25- Carroll T/	2	02:21	2	01:37	00:44	3-3	0	0	0	0	0	1.2295
0- Lorient B/ 2- Boyd N/ 21- Ralat A/ 23- Weatherspoon B/ 25- Carroll T/	2	01:37	2	01:06	00:31	2-0	2	2	0	0	0	2.2727
0- Lorient B/ 2- Boyd N/ 5- Gaines I/ 21- Ralat A/ 25- Carroll T/	2	01:06	2	00:00	01:06	3-3	0	1	0	0	1	3.0000



UTEP at Fla. Atlantic

02/25/23 Abessinio Court at Eleanor R. Baldwin Arena, Boca Raton, Fla.
2022-23 Men's Basketball

Game Time: 2:00 PM
Game Duration: 1:52
Attendance: 3,130

Officials: Barry Mathis, Mick Fieldbinder, Christopher Merlo

UTEP

Lineup	Time	Score	Score Diff	Pts/Min	Reb	Stl	Tov	Ass	PPP
2- Hardy T/ 5- Givance S/ 21- Onyema Z/ 23- Frazier III O/ 13- Solomon C/	08:37	12-17	-5	1.3926	8	0	3	1	0.9317
2- Hardy T/ 12- Sibley J/ 15- Holmes A/ 13- Solomon C/ 34- Kalu K/	05:31	10-13	-3	1.8127	4	0	1	1	1.0730
2- Hardy T/ 5- Givance S/ 12- Sibley J/ 21- Onyema Z/ 23- Frazier III O/	04:46	7-8	-1	1.4685	3	2	1	0	0.7883
2- Hardy T/ 5- Givance S/ 11- Lemus C/ 21- Onyema Z/ 13- Solomon C/	03:47	2-7	-5	0.5286	4	0	1	1	0.3333
2- Hardy T/ 5- Givance S/ 23- Frazier III O/ 13- Solomon C/ 34- Kalu K/	03:35	4-8	-4	1.1163	1	1	2	1	0.6667
2- Hardy T/ 5- Givance S/ 12- Sibley J/ 21- Onyema Z/ 13- Solomon C/	03:35	2-10	-8	0.5581	1	0	3	0	0.4000
2- Hardy T/ 11- Lemus C/ 12- Sibley J/ 21- Onyema Z/ 23- Frazier III O/	03:27	3-1	2	0.8696	4	0	2	0	0.5102
2- Hardy T/ 5- Givance S/ 11- Lemus C/ 23- Frazier III O/ 34- Kalu K/	03:15	4-5	-1	1.2308	4	2	1	0	0.6944
2- Hardy T/ 5- Givance S/ 11- Lemus C/ 21- Onyema Z/ 23- Frazier III O/	03:01	4-4	0	1.3260	2	1	0	0	1.0000
2- Hardy T/ 5- Givance S/ 11- Lemus C/ 13- Solomon C/ 34- Kalu K/	00:18	0-0	0	0.0000	0	0	0	0	0.0000
2- Hardy T/ 11- Lemus C/ 15- Holmes A/ 21- Onyema Z/ 23- Frazier III O/	00:06	0-2	-2	0.0000	0	0	0	0	0.0000
2- Hardy T/ 5- Givance S/ 12- Sibley J/ 13- Solomon C/ 34- Kalu K/	00:02	1-0	1	30.0000	1	0	1	0	1.1364



UTEP at Fla. Atlantic

02/25/23 Abessinio Court at Eleanor R. Baldwin Arena, Boca Raton, Fla.
2022-23 Men's Basketball

Game Time: 2:00 PM
Game Duration: 1:52
Attendance: 3,130

Officials: Barry Mathis, Mick Fieldbinder, Christopher Merlo

Fla. Atlantic

Lineup	Time	Score	Score Diff	Pts/Min	Reb	Stl	Tov	Ass	PPP
1- Davis J/ 4- Greenlee B/ 11- Forrest M/ 15- Martin A/ 50- Goldin V/	07:03	11-7	4	1.5603	7	2	2	1	1.0000
1- Davis J/ 3- Rosado G/ 4- Greenlee B/ 11- Forrest M/ 15- Martin A/	04:03	8-4	4	1.9753	4	1	2	1	1.1628
2- Boyd N/ 3- Rosado G/ 11- Forrest M/ 12- Gaffney J/ 23- Weatherspoon B/	03:34	13-2	11	3.6449	2	1	0	3	2.6000
1- Davis J/ 2- Boyd N/ 3- Rosado G/ 4- Greenlee B/ 15- Martin A/	03:18	11-6	5	3.3333	3	0	1	2	1.8707
1- Davis J/ 3- Rosado G/ 11- Forrest M/ 12- Gaffney J/ 23- Weatherspoon B/	03:16	0-4	-4	0.0000	2	0	2	0	0.0000
1- Davis J/ 2- Boyd N/ 11- Forrest M/ 15- Martin A/ 50- Goldin V/	03:12	5-5	0	1.5625	3	0	0	1	1.0000
1- Davis J/ 2- Boyd N/ 12- Gaffney J/ 23- Weatherspoon B/ 50- Goldin V/	01:26	4-2	2	2.7907	2	0	1	1	1.3889
2- Boyd N/ 4- Greenlee B/ 11- Forrest M/ 23- Weatherspoon B/ 50- Goldin V/	01:25	0-3	-3	0.0000	2	0	1	0	0.0000
1- Davis J/ 2- Boyd N/ 3- Rosado G/ 12- Gaffney J/ 15- Martin A/	01:18	3-2	1	2.3077	1	0	0	0	1.0417
1- Davis J/ 3- Rosado G/ 4- Greenlee B/ 12- Gaffney J/ 23- Weatherspoon B/	01:15	0-3	-3	0.0000	0	0	0	0	0.0000
2- Boyd N/ 12- Gaffney J/ 15- Martin A/ 23- Weatherspoon B/ 50- Goldin V/	01:13	4-0	4	3.2877	2	0	0	1	2.0000
2- Boyd N/ 11- Forrest M/ 12- Gaffney J/ 23- Weatherspoon B/ 50- Goldin V/	01:09	2-0	2	1.7391	0	0	0	0	2.0000
0- Lorient B/ 2- Boyd N/ 5- Gaines I/ 21- Ralat A/ 25- Carroll T/	01:06	3-3	0	2.7273	1	0	0	1	3.0000
1- Davis J/ 2- Boyd N/ 4- Greenlee B/ 15- Martin A/ 50- Goldin V/	01:04	0-2	-2	0.0000	1	0	0	0	0.0000
1- Davis J/ 2- Boyd N/ 11- Forrest M/ 23- Weatherspoon B/ 50- Goldin V/	00:50	0-2	-2	0.0000	2	1	1	0	0.0000
2- Boyd N/ 3- Rosado G/ 12- Gaffney J/ 15- Martin A/ 23- Weatherspoon B/	00:50	1-0	1	1.2000	1	0	0	0	2.2727
0- Lorient B/ 2- Boyd N/ 11- Forrest M/ 23- Weatherspoon B/ 25- Carroll T/	00:44	3-3	0	4.0909	0	0	0	0	1.2295
2- Boyd N/ 4- Greenlee B/ 12- Gaffney J/ 23- Weatherspoon B/ 50- Goldin V/	00:40	2-0	2	3.0000	1	0	0	1	1.0000
1- Davis J/ 2- Boyd N/ 3- Rosado G/ 4- Greenlee B/ 23- Weatherspoon B/	00:36	0-1	-1	0.0000	1	0	1	0	0.0000
1- Davis J/ 2- Boyd N/ 4- Greenlee B/ 23- Weatherspoon B/ 50- Goldin V/	00:35	2-0	2	3.4286	0	0	0	0	1.3889
1- Davis J/ 3- Rosado G/ 4- Greenlee B/ 12- Gaffney J/ 15- Martin A/	00:31	1-0	1	1.9355	1	0	1	0	0.6944
0- Lorient B/ 2- Boyd N/ 21- Ralat A/ 23- Weatherspoon B/ 25- Carroll T/	00:31	2-0	2	3.8710	2	0	0	0	2.2727
1- Davis J/ 4- Greenlee B/ 12- Gaffney J/ 23- Weatherspoon B/ 50- Goldin V/	00:21	0-0	0	0.0000	0	0	0	0	0.0000
1- Davis J/ 2- Boyd N/ 4- Greenlee B/ 12- Gaffney J/ 50- Goldin V/	00:00	0-0	0	NaN	0	0	0	0	0.0000