



UAB at UTEP

02/16/23 Don Haskins Center, El Paso, Texas
2022-23 Men's Basketball

Game Time: 7:00 PM
Game Duration: 1:52
Attendance: 3,619

Officials: Gary Maxwell, Tyler Kumpf

UAB - 79

Record: 19-8 (10-6)

| NO. | Name | F | Min | FG | | | Rebounds | | | Fouls | | TP | AS | TO | ST | Blocks | | +/- |
|---------------|-----------------|---|-------|-------|------|-------|----------|----|-----|-------|----|----|----|----|----|--------|----|-----|
| | | | | M-A | M-A | M-A | OR | DR | TOT | PF | FD | | | | | BS | BA | |
| 5 | KJ Buffen | F | 33:03 | 3-8 | 0-2 | 4-4 | 3 | 0 | 3 | 1 | 3 | 10 | 0 | 4 | 2 | 0 | 2 | 20 |
| 15 | Ty Brewer | F | 23:17 | 4-7 | 2-3 | 1-1 | 2 | 2 | 4 | 0 | 1 | 11 | 0 | 2 | 1 | 0 | 0 | -2 |
| 55 | Trey Jemison | C | 22:15 | 0-0 | 0-0 | 3-4 | 0 | 8 | 8 | 3 | 2 | 3 | 0 | 1 | 0 | 3 | 0 | 5 |
| 4 | Eric Gaines | G | 30:47 | 3-8 | 0-1 | 4-4 | 0 | 3 | 3 | 1 | 2 | 10 | 6 | 6 | 4 | 0 | 1 | 16 |
| 10 | Jordan Walker | G | 36:20 | 8-15 | 4-7 | 2-3 | 0 | 1 | 1 | 4 | 4 | 22 | 1 | 4 | 0 | 0 | 0 | 17 |
| 0 | Javian Davis | | 17:45 | 2-3 | 0-0 | 2-3 | 3 | 5 | 8 | 3 | 3 | 6 | 0 | 2 | 0 | 1 | 0 | 8 |
| 2 | Ledarius Brewer | | 25:13 | 5-6 | 3-4 | 0-0 | 0 | 3 | 3 | 3 | 1 | 13 | 2 | 2 | 2 | 0 | 0 | 0 |
| 12 | Tony Toney | | 11:20 | 2-4 | 0-0 | 0-0 | 0 | 2 | 2 | 2 | 0 | 4 | 0 | 0 | 1 | 0 | 1 | 1 |
| Team | | | | | | | 4 | 1 | 5 | | | 0 | | 0 | | | | |
| Totals | | | | 27-51 | 9-17 | 16-19 | 12 | 25 | 37 | 17 | 16 | 79 | 9 | 21 | 10 | 4 | 4 | 13 |

| Shooting By Period | | |
|--------------------|-------|-------|
| 1st FG% | 13-21 | 61.9% |
| 3PT% | 5-8 | 62.5% |
| FT% | 5-5 | 100% |
| 2nd FG% | 14-30 | 46.7% |
| 3PT% | 4-9 | 44.4% |
| FT% | 11-14 | 78.6% |
| GM FG% | 27-51 | 52.9% |
| 3PT% | 9-17 | 52.9% |
| FT% | 16-19 | 84.2% |

Dead Ball Rebounds: 2, 0

Technical Fouls: NONE

UTEP - 66

Record: 12-14 (5-10)

| NO. | Name | F | Min | FG | | | Rebounds | | | Fouls | | TP | AS | TO | ST | Blocks | | +/- |
|---------------|------------------|---|-------|-------|------|------|----------|----|-----|-------|----|----|----|----|----|--------|----|-----|
| | | | | M-A | M-A | M-A | OR | DR | TOT | PF | FD | | | | | BS | BA | |
| 13 | Calvin Solomon | F | 32:22 | 5-13 | 0-0 | 3-4 | 2 | 2 | 4 | 3 | 7 | 13 | 1 | 2 | 5 | 0 | 3 | -10 |
| 21 | Ze'rik Onyema | F | 22:25 | 7-11 | 0-0 | 2-2 | 2 | 0 | 2 | 4 | 2 | 16 | 0 | 2 | 1 | 2 | 0 | -15 |
| 23 | Otis Frazier III | F | 25:11 | 1-4 | 0-0 | 0-0 | 2 | 3 | 5 | 0 | 0 | 2 | 0 | 1 | 2 | 0 | 0 | -4 |
| 2 | Tae Hardy | G | 31:39 | 5-12 | 1-4 | 0-3 | 1 | 1 | 2 | 0 | 4 | 11 | 1 | 3 | 1 | 0 | 0 | -1 |
| 5 | Shamar Givance | G | 35:39 | 5-11 | 1-6 | 2-3 | 1 | 4 | 5 | 4 | 2 | 13 | 5 | 2 | 6 | 2 | 1 | -12 |
| 11 | Carlos Lemus | | 18:29 | 0-3 | 0-1 | 0-0 | 1 | 1 | 2 | 1 | 0 | 0 | 1 | 2 | 1 | 0 | 0 | -3 |
| 12 | Jamari Sibley | | 08:21 | 1-2 | 0-1 | 0-0 | 0 | 1 | 1 | 0 | 0 | 2 | 0 | 0 | 0 | 0 | 0 | -12 |
| 34 | Kevin Kalu | | 05:13 | 0-3 | 0-0 | 0-0 | 0 | 0 | 0 | 0 | 0 | 0 | 0 | 1 | 0 | 0 | 0 | -5 |
| 3 | Malik Zachery | | 17:47 | 2-4 | 1-2 | 1-2 | 1 | 0 | 1 | 3 | 1 | 6 | 1 | 1 | 0 | 0 | 0 | -4 |
| 32 | Derick Hamilton | | 02:54 | 1-1 | 0-0 | 1-1 | 1 | 0 | 1 | 1 | 1 | 3 | 0 | 1 | 0 | 0 | 0 | 1 |
| Team | | | | | | | 6 | 1 | 7 | | | 0 | | 0 | | | | |
| Totals | | | | 27-64 | 3-14 | 9-15 | 17 | 13 | 30 | 16 | 17 | 66 | 9 | 15 | 16 | 4 | 4 | -13 |

| Shooting By Period | | |
|--------------------|-------|-------|
| 1st FG% | 15-40 | 37.5% |
| 3PT% | 1-8 | 12.5% |
| FT% | 3-3 | 100% |
| 2nd FG% | 12-24 | 50.0% |
| 3PT% | 2-6 | 33.3% |
| FT% | 6-12 | 50% |
| GM FG% | 27-64 | 42.2% |
| 3PT% | 3-14 | 21.4% |
| FT% | 9-15 | 60.0% |

Dead Ball Rebounds: 1, 0

Technical Fouls: NONE

| | UAB | UTEP |
|------------------|---------------------------|---------------------------|
| Biggest lead | 16 (2 nd 0:14) | 3 (1 st 18:02) |
| Best Scoring Run | 8 (2 nd 14:11) | 8 (1 st 0:03) |
| Lead Changes | 5 | |
| Times Tied | 1 | |
| Time with Lead | 36:26 | 02:33 |

| Points from | UAB | UTEP |
|---------------|-----|------|
| Turnovers | 14 | 34 |
| Paint | 28 | 42 |
| Second Chance | 8 | 19 |
| Fast Breaks | 11 | 12 |
| Bench | 23 | 11 |

| | Period by Period Scoring | | |
|------|--------------------------|-----|-----|
| | 1st | 2nd | TOT |
| UAB | 36 | 43 | 79 |
| UTEP | 34 | 32 | 66 |



UAB at UTEP

Period 1

Quarter Starters:

| | | | | | |
|-------------|------------|-------------|--------------|-------------|------------------|
| UTEP | 2 Hardy T | 5 Givance S | 13 Solomon C | 21 Onyema Z | 23 Frazier III O |
| UAB | 4 Gaines E | 5 Buffen K | 10 Walker J | 15 Brewer T | 55 Jemison T |

| Game Time | UTEP | Score | Diff | UAB |
|-----------|---|------------|-----------|---|
| 20:00 | 13 SOLOMON C jumpball won | | | 55 JEMISON T jumpball lost |
| 19:42 | 21 ONYEMA Z 2pt FG in the paint, dunk, made (2) | 2-0 | 2 | |
| 19:25 | | 2-3 | -1 | 15 BREWER T 3pt FG , pull up jump shot made (3) |
| 19:25 | | | | 4 GAINES E assist (1) |
| 18:56 | 21 ONYEMA Z 2pt FG in the paint, hook shot made (4) | 4-3 | 1 | |
| 18:33 | | | | 5 BUFFEN K 2pt FG outside the paint, pull up jump shot missed |
| 18:22 | 5 GIVANCE S defensive rebound (1) | | | |
| 18:12 | 2 HARDY T turnover bad pass (1) | | | 4 GAINES E steal (1) |
| 18:06 | 5 GIVANCE S steal (1) | | | 4 GAINES E turnover bad pass (1) |
| 18:02 | 23 FRAZIER III O 2pt FG fast break from turnover in the paint, dunk, made (2) | 6-3 | 3 | |
| 18:02 | 5 GIVANCE S assist (1) | | | |
| 17:48 | | | | 15 BREWER T 3pt FG , pull up jump shot missed |
| 17:44 | 5 GIVANCE S defensive rebound (2) | | | |
| 17:30 | 2 HARDY T turnover bad pass (2) | | | 4 GAINES E steal (2) |
| 17:22 | | 6-6 | 0 | 10 WALKER J 3pt FG from turnover, pull up jump shot made (3) |
| 17:22 | | | | 4 GAINES E assist (2) |
| 17:04 | 5 GIVANCE S 3pt FG , pull up jump shot missed | | | |
| 17:01 | 13 SOLOMON C offensive rebound (1) | | | |
| 17:01 | 13 SOLOMON C foul drawn (1) | | | 10 WALKER J foul personal (1 - 1) |
| 17:01 | 2 HARDY T substitution out | | | |
| 17:01 | 21 ONYEMA Z substitution out | | | |
| 17:01 | 23 FRAZIER III O substitution out | | | |
| 17:01 | 11 LEMUS C substitution in | | | |
| 17:01 | 12 SIBLEY J substitution in | | | |
| 17:01 | 34 KALU K substitution in | | | |
| 16:56 | 34 KALU K 2pt FG second chance in the paint, layup missed | | | |
| 16:54 | offensive rebound (4) | | | |
| 16:39 | 12 SIBLEY J 2pt FG second chance outside the paint, turnaround jump shot made (2) | 8-6 | 2 | |
| 16:21 | | 8-9 | -1 | 10 WALKER J 3pt FG , pull up jump shot made (6) |
| 16:01 | 13 SOLOMON C turnover bad pass (1) | | | 15 BREWER T steal (1) |
| 15:53 | | | | 10 WALKER J 3pt FG from turnover, pull up jump shot missed |
| 15:50 | 12 SIBLEY J defensive rebound (1) | | | |
| 15:22 | 13 SOLOMON C 2pt FG outside the paint, pull up jump shot missed | | | |
| 15:19 | 13 SOLOMON C offensive rebound (2) | | | |
| 15:18 | 13 SOLOMON C 2pt FG second chance outside the paint, pull up jump shot blocked | | | |
| 15:18 | | | | 55 JEMISON T block (1) |
| 15:14 | | | | 4 GAINES E defensive rebound (1) |
| 15:17 | | | | 10 WALKER J turnover lost ball (1) |
| 15:17 | 13 SOLOMON C substitution out | | | |
| 15:17 | 23 FRAZIER III O substitution in | | | |



UAB at UTEP

02/16/23 Don Haskins Center, El Paso, Texas
2022-23 Men's Basketball

Game Time: 7:00 PM
Game Duration: 1:52
Attendance: 3,619

Officials: Gary Maxwell, Tyler Kumpf

| Game Time | UTEP | Score | Diff | UAB |
|-----------|---|--------------|-----------|--|
| 15:17 | | | | 4 GAINES E substitution out |
| 15:17 | | | | 15 BREWER T substitution out |
| 15:17 | | | | 55 JEMISON T substitution out |
| 15:17 | | | | 0 DAVIS J substitution in |
| 15:17 | | | | 2 BREWER L substitution in |
| 15:17 | | | | 12 TONEY T substitution in |
| 14:50 | 34 KALU K 2pt FG from turnover in the paint, layup missed | | | |
| 14:49 | | | | defensive rebound (2) |
| 14:35 | 5 GIVANCE S steal (2) | | | 10 WALKER J turnover bad pass (2) |
| 14:22 | 5 GIVANCE S 3pt FG from turnover, step back jump shot made (3) | 11-9 | 2 | |
| 13:58 | | 11-12 | -1 | 2 BREWER L 3pt FG , pull up jump shot made (3) |
| 13:35 | 23 FRAZIER III O 2pt FG outside the paint, hook shot missed | | | |
| 13:32 | | | | 0 DAVIS J defensive rebound (1) |
| 13:19 | | 11-14 | -3 | 5 BUFFEN K 2pt FG outside the paint, pull up jump shot made (2) |
| 13:19 | | | | 2 BREWER L assist (1) |
| 12:54 | 34 KALU K turnover lost ball (1) | | | 2 BREWER L steal (1) |
| 12:46 | | | | 10 WALKER J 2pt FG from turnover outside the paint, pull up jump shot missed |
| 12:43 | 11 LEMUS C defensive rebound (1) | | | |
| 12:29 | 34 KALU K 2pt FG in the paint, hook shot missed | | | |
| 12:25 | | | | 2 BREWER L defensive rebound (1) |
| 12:18 | | 11-16 | -5 | 2 BREWER L 2pt FG in the paint, step back jump shot made (5) |
| 11:48 | 23 FRAZIER III O 2pt FG outside the paint, pull up jump shot missed | | | |
| 11:48 | offensive rebound (8) | | | |
| 11:48 | Timeout media | | | |
| 11:48 | 5 GIVANCE S substitution out | | | |
| 11:48 | 12 SIBLEY J substitution out | | | |
| 11:48 | 23 FRAZIER III O substitution out | | | |
| 11:48 | 34 KALU K substitution out | | | |
| 11:48 | 2 HARDY T substitution in | | | |
| 11:48 | 3 ZACHERY M substitution in | | | |
| 11:48 | 13 SOLOMON C substitution in | | | |
| 11:48 | 21 ONYEMA Z substitution in | | | |
| 11:48 | | | | 5 BUFFEN K substitution out |
| 11:48 | | | | 10 WALKER J substitution out |
| 11:48 | | | | 4 GAINES E substitution in |
| 11:48 | | | | 15 BREWER T substitution in |
| 11:41 | 13 SOLOMON C 2pt FG second chance in the paint, hook shot made (2) | 13-16 | -3 | |
| 11:29 | | | | 4 GAINES E turnover travel (2) |
| 11:11 | 13 SOLOMON C foul drawn (2) | | | 12 TONEY T foul personal (1 - 2) |
| 11:02 | 21 ONYEMA Z 2pt FG from turnover in the paint, dunk, made (6) | 15-16 | -1 | |
| 11:02 | 3 ZACHERY M assist (1) | | | |
| 10:33 | | 15-18 | -3 | 12 TONEY T 2pt FG outside the paint, pull up jump shot made (2) |
| 10:16 | 2 HARDY T 3pt FG , jump shot missed | | | |
| 10:13 | | | | 0 DAVIS J defensive rebound (2) |
| 10:00 | | | | 15 BREWER T 2pt FG in the paint, pull up jump shot missed |



UAB at UTEP

02/16/23 Don Haskins Center, El Paso, Texas
2022-23 Men's Basketball

Game Time: 7:00 PM
Game Duration: 1:52
Attendance: 3,619

Officials: Gary Maxwell, Tyler Kumpf

| Game Time | UTEP | Score | Diff | UAB |
|-----------|--|--------------|------------|--|
| 09:57 | 13 SOLOMON C defensive rebound (3) | | | |
| 09:40 | 2 HARDY T 3pt FG , pull up jump shot missed | | | |
| 09:37 | | | | 0 DAVIS J defensive rebound (3) |
| 09:19 | 2 HARDY T substitution out | | | |
| 09:19 | 11 LEMUS C substitution out | | | |
| 09:19 | 12 SIBLEY J substitution in | | | |
| 09:19 | 23 FRAZIER III O substitution in | | | |
| 09:19 | | | | 0 DAVIS J substitution out |
| 09:19 | | | | 12 TONEY T substitution out |
| 09:19 | | | | 15 BREWER T substitution out |
| 09:19 | | | | 5 BUFFEN K substitution in |
| 09:19 | | | | 10 WALKER J substitution in |
| 09:19 | | | | 55 JEMISON T substitution in |
| 09:11 | 13 SOLOMON C steal (1) | | | 5 BUFFEN K turnover lost ball (1) |
| 08:43 | 3 ZACHERY M 2pt FG from turnover outside the paint, step back jump shot made (2) | 17-18 | -1 | |
| 08:27 | | 17-21 | -4 | 2 BREWER L 3pt FG , pull up jump shot made (8) |
| 08:27 | | | | 4 GAINES E assist (3) |
| 08:01 | 13 SOLOMON C 2pt FG in the paint, layup missed | | | |
| 07:58 | | | | 55 JEMISON T defensive rebound (1) |
| 07:53 | | 17-23 | -6 | 10 WALKER J 2pt FG fast break in the paint, driving layup made (8) |
| 07:27 | 13 SOLOMON C foul drawn (3) | | | 5 BUFFEN K foul personal (1 - 3) |
| 07:27 | Timeout media | | | |
| 07:27 | 23 FRAZIER III O substitution out | | | |
| 07:27 | 5 GIVANCE S substitution in | | | |
| 07:27 | | | | 2 BREWER L substitution out |
| 07:27 | | | | 15 BREWER T substitution in |
| 07:18 | 21 ONYEMA Z 2pt FG in the paint, layup missed | | | |
| 07:13 | 21 ONYEMA Z offensive rebound (1) | | | |
| 07:13 | 21 ONYEMA Z 2pt FG second chance in the paint, layup made (8) | 19-23 | -4 | |
| 06:58 | | 19-25 | -6 | 4 GAINES E 2pt FG in the paint, driving layup made (2) |
| 06:41 | 12 SIBLEY J 3pt FG , jump shot missed | | | |
| 06:37 | | | | 55 JEMISON T defensive rebound (2) |
| 06:29 | | | | 4 GAINES E 2pt FG in the paint, layup missed |
| 06:24 | | | | 15 BREWER T offensive rebound (1) |
| 06:24 | | 19-27 | -8 | 15 BREWER T 2pt FG second chance in the paint, layup made (5) |
| 06:16 | 21 ONYEMA Z 2pt FG in the paint, layup missed | | | |
| 06:13 | | | | 55 JEMISON T defensive rebound (3) |
| 06:11 | | 19-29 | -10 | 15 BREWER T 2pt FG fast break in the paint, layup made (7) |
| 06:11 | | | | 10 WALKER J assist (1) |
| 06:11 | 21 ONYEMA Z foul shooting (1 - 1) | | | 15 BREWER T foul drawn (1) |
| 06:11 | Timeout 30 Sec | | | |
| 06:11 | 3 ZACHERY M substitution out | | | |
| 06:11 | 12 SIBLEY J substitution out | | | |
| 06:11 | 2 HARDY T substitution in | | | |
| 06:11 | 11 LEMUS C substitution in | | | |
| 06:11 | | 19-30 | -11 | 15 BREWER T free throw fast break 1 - 1 made (8) |



UAB at UTEP

02/16/23 Don Haskins Center, El Paso, Texas
2022-23 Men's Basketball

Game Time: 7:00 PM
Game Duration: 1:52
Attendance: 3,619

Officials: Gary Maxwell, Tyler Kumpf

| Game Time | UTEP | Score | Diff | UAB |
|-----------|---|--------------|------------|--|
| 05:51 | 5 GIVANCE S 3pt FG , step back jump shot missed | | | |
| 05:47 | offensive rebound (11) | | | |
| 05:38 | 21 ONYEMA Z 2pt FG second chance in the paint, hook shot made (10) | 21-30 | -9 | |
| 05:18 | 21 ONYEMA Z foul shooting (2 - 2) | | | 5 BUFFEN K foul drawn (1) |
| 05:18 | | 21-31 | -10 | 5 BUFFEN K free throw 1 - 2 made (3) |
| 05:18 | | 21-32 | -11 | 5 BUFFEN K free throw 2 - 2 made (4) |
| 04:48 | 13 SOLOMON C 2pt FG outside the paint, turnaround jump shot missed | | | |
| 04:46 | | | | 55 JEMISON T defensive rebound (4) |
| 04:22 | 21 ONYEMA Z steal (1) | | | 5 BUFFEN K turnover bad pass (2) |
| 04:18 | 2 HARDY T 2pt FG from turnover in the paint, dunk, missed | | | |
| 04:14 | 5 GIVANCE S offensive rebound (3) | | | |
| 04:15 | 21 ONYEMA Z 2pt FG from turnover second chance in the paint, layup missed | | | |
| 04:15 | 2 HARDY T offensive rebound (1) | | | |
| 04:15 | 13 SOLOMON C substitution out | | | |
| 04:15 | 21 ONYEMA Z substitution out | | | |
| 04:15 | 23 FRAZIER III O substitution in | | | |
| 04:15 | 32 HAMILTON D substitution in | | | |
| 04:15 | | | | 5 BUFFEN K substitution out |
| 04:15 | | | | 2 BREWER L substitution in |
| 04:15 | 2 HARDY T foul drawn (1) | | | 55 JEMISON T foul personal (1 - 4) |
| 04:09 | 5 GIVANCE S 3pt FG from turnover second chance, pull up jump shot missed | | | |
| 04:05 | | | | 55 JEMISON T defensive rebound (5) |
| 03:55 | | | | 10 WALKER J 3pt FG , pull up jump shot missed |
| 03:51 | 23 FRAZIER III O defensive rebound (1) | | | |
| 03:39 | 2 HARDY T 2pt FG outside the paint, pull up jump shot missed | | | |
| 03:35 | 11 LEMUS C offensive rebound (2) | | | |
| 03:31 | 11 LEMUS C 2pt FG second chance in the paint, floating jump shot missed | | | |
| 03:27 | 32 HAMILTON D offensive rebound (1) | | | |
| 03:27 | 32 HAMILTON D 2pt FG second chance outside the paint, jump shot made (2) | 23-32 | -9 | |
| 03:27 | 32 HAMILTON D foul drawn (1) | | | 4 GAINES E foul shooting (1 - 5) |
| 03:27 | Timeout media | | | |
| 03:27 | 32 HAMILTON D free throw 1 - 1 made (3) | 24-32 | -8 | |
| 03:18 | | 24-34 | -10 | 10 WALKER J 2pt FG in the paint, driving layup made (10) |
| 02:53 | 2 HARDY T 2pt FG in the paint, layup made (2) | 26-34 | -8 | |
| 02:53 | 11 LEMUS C assist (1) | | | |
| 02:42 | | | | 4 GAINES E turnover out of bounds (3) |
| 02:36 | 11 LEMUS C 3pt FG from turnover, pull up jump shot missed | | | |
| 02:36 | offensive rebound (17) | | | |
| 02:35 | | | | 4 GAINES E substitution out |
| 02:35 | | | | 5 BUFFEN K substitution in |
| 02:21 | 32 HAMILTON D foul offensive (1 - 3) | | | 2 BREWER L foul drawn (1) |
| 02:21 | 32 HAMILTON D turnover offensive (1) | | | |
| 02:08 | 5 GIVANCE S foul shooting (1 - 4) | | | 55 JEMISON T foul drawn (1) |
| 02:08 | | 26-35 | -9 | 55 JEMISON T free throw 1 - 2 made (1) |
| 02:08 | | 26-36 | -10 | 55 JEMISON T free throw 2 - 2 made (2) |



UAB at UTEP

Officials: Gary Maxwell, Tyler Kumpf

| Game Time | UTEP | Score | Diff | UAB |
|-----------------------|---|--------------|-----------|---|
| 01:43 | 11 LEMUS C 2pt FG in the paint, layup missed | | | |
| 01:41 | 23 FRAZIER III O offensive rebound (2) | | | |
| 01:39 | 23 FRAZIER III O 2pt FG second chance outside the paint, pull up jump shot missed | | | |
| 01:38 | offensive rebound (19) | | | |
| 01:25 | 5 GIVANCE S turnover bad pass (1) | | | 5 BUFFEN K steal (1) |
| 01:21 | 32 HAMILTON D substitution out | | | |
| 01:21 | 13 SOLOMON C substitution in | | | |
| 01:11 | | | | 10 WALKER J 2pt FG from turnover outside the paint, floating jump shot missed |
| 01:08 | | | | 15 BREWER T offensive rebound (2) |
| 01:07 | 13 SOLOMON C steal (2) | | | 15 BREWER T turnover lost ball (1) |
| 01:04 | 13 SOLOMON C 2pt FG from turnover in the paint, driving layup made (4) | 28-36 | -8 | |
| 01:04 | 13 SOLOMON C foul drawn (4) | | | 2 BREWER L foul shooting (1 - 6) |
| 01:04 | 13 SOLOMON C free throw 1 - 1 made (5) | 29-36 | -7 | |
| 00:46 | 11 LEMUS C steal (1) | | | 2 BREWER L turnover lost ball (1) |
| 00:32 | 5 GIVANCE S 2pt FG from turnover in the paint, driving layup blocked | | | |
| 00:32 | | | | 55 JEMISON T block (2) |
| 00:32 | offensive rebound (20) | | | |
| 00:26 | 13 SOLOMON C 2pt FG from turnover second chance in the paint, turnaround jump shot made (7) | 31-36 | -5 | |
| 00:26 | 13 SOLOMON C foul drawn (5) | | | 2 BREWER L foul shooting (2 - 7) |
| 00:26 | 13 SOLOMON C free throw 1 - 1 made (8) | 32-36 | -4 | |
| 00:12 | 5 GIVANCE S foul personal (2 - 5) | | | 10 WALKER J foul drawn (1) |
| 00:07 | 13 SOLOMON C steal (3) | | | 10 WALKER J turnover bad pass (3) |
| 00:03 | 13 SOLOMON C 2pt FG from turnover in the paint, alleyoop made (10) | 34-36 | -2 | |
| 00:03 | 5 GIVANCE S assist (2) | | | |
| END OF PERIOD | | | | |
| UTEP 34-36 UAB | | | | |



UAB at UTEP

02/16/23 Don Haskins Center, El Paso, Texas
2022-23 Men's Basketball

Game Time: 7:00 PM
Game Duration: 1:52
Attendance: 3,619

Officials: Gary Maxwell, Tyler Kumpf

UAB - 36

| NO. | Name | F | Min | FG | | | Rebounds | | | Fouls | | TP | AS | TO | ST | Blocks | | +/- |
|---------------|-----------------|---|-------|-------|-----|-----|----------|----|-----|-------|----|----|----|----|----|--------|----|-----|
| | | | | M-A | M-A | M-A | OR | DR | TOT | PF | FD | | | | | BS | BA | |
| 5 | KJ Buffen | F | 15:51 | 1-2 | 0-0 | 2-2 | 0 | 0 | 0 | 1 | 1 | 4 | 0 | 2 | 1 | 0 | 0 | 7 |
| 15 | Ty Brewer | F | 14:39 | 3-5 | 1-2 | 1-1 | 2 | 0 | 2 | 0 | 1 | 8 | 0 | 1 | 1 | 0 | 0 | -5 |
| 55 | Trey Jemison | C | 14:02 | 0-0 | 0-0 | 2-2 | 0 | 5 | 5 | 1 | 1 | 2 | 0 | 0 | 0 | 2 | 0 | 0 |
| 4 | Eric Gaines | G | 13:56 | 1-2 | 0-0 | 0-0 | 0 | 1 | 1 | 1 | 0 | 2 | 3 | 3 | 2 | 0 | 0 | 4 |
| 10 | Jordan Walker | G | 17:31 | 4-8 | 2-4 | 0-0 | 0 | 0 | 0 | 1 | 1 | 10 | 1 | 3 | 0 | 0 | 0 | 4 |
| 0 | Javian Davis | | 05:58 | 0-0 | 0-0 | 0-0 | 0 | 3 | 3 | 0 | 0 | 0 | 0 | 0 | 0 | 0 | 0 | 2 |
| 2 | Ledarius Brewer | | 12:05 | 3-3 | 2-2 | 0-0 | 0 | 1 | 1 | 2 | 1 | 8 | 1 | 1 | 1 | 0 | 0 | -4 |
| 12 | Tony Toney | | 05:58 | 1-1 | 0-0 | 0-0 | 0 | 0 | 0 | 1 | 0 | 2 | 0 | 0 | 0 | 0 | 0 | 2 |
| Team | | | | | | | 0 | 1 | 1 | | | 0 | | 0 | | | | |
| Totals | | | | 13-21 | 5-8 | 5-5 | 2 | 11 | 13 | 7 | 5 | 36 | 5 | 10 | 5 | 2 | 0 | 2 |

| Shooting By Period | | |
|--------------------|-------|--------|
| 1st FG% | 13-21 | 61.9% |
| 3PT% | 5-8 | 62.5% |
| FT% | 5-5 | 100% |
| GM FG% | 13-21 | 61.9% |
| 3PT% | 5-8 | 62.5% |
| FT% | 5-5 | 100.0% |

Dead Ball Rebounds: 0, 0

Technical Fouls::NONE

UTEP - 34

| NO. | Name | F | Min | FG | | | Rebounds | | | Fouls | | TP | AS | TO | ST | Blocks | | +/- |
|---------------|------------------|---|-------|-------|-----|-----|----------|----|-----|-------|----|----|----|----|----|--------|----|-----|
| | | | | M-A | M-A | M-A | OR | DR | TOT | PF | FD | | | | | BS | BA | |
| 13 | Calvin Solomon | F | 13:37 | 4-8 | 0-0 | 2-2 | 2 | 1 | 3 | 0 | 5 | 10 | 0 | 1 | 3 | 0 | 1 | 1 |
| 21 | Ze'rik Onyema | F | 10:32 | 5-8 | 0-0 | 0-0 | 1 | 0 | 1 | 2 | 0 | 10 | 0 | 0 | 1 | 0 | 0 | -6 |
| 23 | Otis Frazier III | F | 12:35 | 1-4 | 0-0 | 0-0 | 1 | 1 | 2 | 0 | 0 | 2 | 0 | 0 | 0 | 0 | 0 | 2 |
| 2 | Tae Hardy | G | 11:39 | 1-5 | 0-2 | 0-0 | 1 | 0 | 1 | 0 | 1 | 2 | 0 | 2 | 0 | 0 | 0 | 10 |
| 5 | Shamar Givance | G | 15:39 | 1-5 | 1-4 | 0-0 | 1 | 2 | 3 | 2 | 0 | 3 | 2 | 1 | 2 | 0 | 1 | -1 |
| 11 | Carlos Lemus | | 13:53 | 0-3 | 0-1 | 0-0 | 1 | 1 | 2 | 0 | 0 | 0 | 1 | 0 | 1 | 0 | 0 | 5 |
| 12 | Jamari Sibley | | 08:21 | 1-2 | 0-1 | 0-0 | 0 | 1 | 1 | 0 | 0 | 2 | 0 | 0 | 0 | 0 | 0 | -12 |
| 34 | Kevin Kalu | | 05:13 | 0-3 | 0-0 | 0-0 | 0 | 0 | 0 | 0 | 0 | 0 | 0 | 1 | 0 | 0 | 0 | -5 |
| 3 | Malik Zachery | | 05:37 | 1-1 | 0-0 | 0-0 | 0 | 0 | 0 | 0 | 0 | 2 | 1 | 0 | 0 | 0 | 0 | -5 |
| 32 | Derick Hamilton | | 02:54 | 1-1 | 0-0 | 1-1 | 1 | 0 | 1 | 1 | 1 | 3 | 0 | 1 | 0 | 0 | 0 | 1 |
| Team | | | | | | | 6 | 0 | 6 | | | 0 | | 0 | | | | |
| Totals | | | | 15-40 | 1-8 | 3-3 | 14 | 6 | 20 | 5 | 7 | 34 | 4 | 6 | 7 | 0 | 2 | -2 |

| Shooting By Period | | |
|--------------------|-------|--------|
| 1st FG% | 15-40 | 37.5% |
| 3PT% | 1-8 | 12.5% |
| FT% | 3-3 | 100% |
| GM FG% | 15-40 | 37.5% |
| 3PT% | 1-8 | 12.5% |
| FT% | 3-3 | 100.0% |

Dead Ball Rebounds: 0, 0

Technical Fouls::NONE

| | UAB | UTEP |
|------------------|---------------------------|---------------------------|
| Biggest lead | 11 (1 st 6:11) | 3 (1 st 18:02) |
| Best Scoring Run | 7(1 st 12:18) | 8(1 st 0:03) |
| Lead Changes | 5 | |
| Times Tied | 1 | |
| Time with Lead | 16:26 | 02:33 |

| Points from | UAB | UTEP |
|---------------|-----|------|
| Turnovers | 5 | 17 |
| Paint | 12 | 22 |
| Second Chance | 2 | 14 |
| Fast Breaks | 5 | 2 |
| Bench | 10 | 7 |

| | Period by Period Scoring | | |
|------|--------------------------|-----|-----|
| | 1st | 2nd | TOT |
| UAB | 36 | 43 | 79 |
| UTEP | 34 | 32 | 66 |



UAB at UTEP

02/16/23 Don Haskins Center, El Paso, Texas
2022-23 Men's Basketball

Game Time: 7:00 PM
Game Duration: 1:52
Attendance: 3,619

Officials: Gary Maxwell, Tyler Kumpf

Period 2

Quarter Starters:

| | | | | | |
|-------------|------------|-------------|--------------|-------------|------------------|
| UTEP | 2 Hardy T | 5 Givance S | 13 Solomon C | 21 Onyema Z | 23 Frazier III O |
| UAB | 4 Gaines E | 5 Buffen K | 10 Walker J | 15 Brewer T | 55 Jemison T |

| Game Time | UTEP | Score | Diff | UAB |
|-----------|--|--------------|-----------|---|
| 20:00 | 11 LEMUS C substitution out | | | |
| 20:00 | 21 ONYEMA Z substitution in | | | |
| 20:00 | | | | 2 BREWER L substitution out |
| 20:00 | | | | 4 GAINES E substitution in |
| 19:50 | 13 SOLOMON C foul shooting (1 - 1) | | | 55 JEMISON T foul drawn (2) |
| 19:50 | | | | 55 JEMISON T free throw 1 - 2 missed |
| 19:50 | | | | offensive dead ball rebound (1) |
| 19:50 | | 34-37 | -3 | 55 JEMISON T free throw 2 - 2 made (3) |
| 19:36 | 13 SOLOMON C 2pt FG outside the paint, jump shot blocked | | | |
| 19:36 | | | | 55 JEMISON T block (3) |
| 19:32 | | | | 55 JEMISON T defensive rebound (6) |
| 19:15 | | 34-39 | -5 | 4 GAINES E 2pt FG outside the paint, turnaround jump shot made (4) |
| 18:48 | 21 ONYEMA Z foul drawn (1) | | | 55 JEMISON T foul shooting (2 - 1) |
| 18:48 | 21 ONYEMA Z free throw 1 - 2 made (11) | 35-39 | -4 | |
| 18:48 | 21 ONYEMA Z free throw 2 - 2 made (12) | 36-39 | -3 | |
| 18:31 | | 36-42 | -6 | 15 BREWER T 3pt FG , pull up jump shot made (11) |
| 18:31 | | | | 4 GAINES E assist (4) |
| 18:17 | 21 ONYEMA Z turnover bad pass (1) | | | 4 GAINES E steal (3) |
| 18:13 | | 36-44 | -8 | 4 GAINES E 2pt FG fast break from turnover in the paint, dunk, made (6) |
| 17:51 | 13 SOLOMON C 2pt FG in the paint, driving layup missed | | | |
| 17:46 | | | | 55 JEMISON T defensive rebound (7) |
| 17:21 | 13 SOLOMON C steal (4) | | | 5 BUFFEN K turnover lost ball (3) |
| 17:17 | 2 HARDY T 2pt FG fast break from turnover in the paint, driving layup made (4) | 38-44 | -6 | |
| 17:17 | 13 SOLOMON C assist (1) | | | |
| 16:48 | | | | 4 GAINES E 2pt FG outside the paint, jump shot missed |
| 16:46 | 13 SOLOMON C defensive rebound (4) | | | |
| 16:46 | 13 SOLOMON C turnover bad pass (2) | | | |
| 16:46 | | | | 15 BREWER T substitution out |
| 16:46 | | | | 2 BREWER L substitution in |
| 16:46 | 23 FRAZIER III O substitution out | | | |
| 16:46 | 11 LEMUS C substitution in | | | |
| 16:36 | 5 GIVANCE S steal (3) | | | 4 GAINES E turnover bad pass (4) |
| 16:33 | 5 GIVANCE S 2pt FG fast break from turnover in the paint, driving layup made (5) | 40-44 | -4 | |
| 16:08 | | | | 2 BREWER L 3pt FG , jump shot missed |
| 16:05 | | | | 5 BUFFEN K offensive rebound (1) |
| 16:00 | Timeout media | | | |
| 16:00 | | | | 55 JEMISON T substitution out |
| 16:00 | | | | 0 DAVIS J substitution in |
| 15:54 | | | | 5 BUFFEN K 2pt FG second chance in the paint, layup blocked |
| 15:54 | 21 ONYEMA Z block (1) | | | |



UAB at UTEP

02/16/23 Don Haskins Center, El Paso, Texas
2022-23 Men's Basketball

Game Time: 7:00 PM
Game Duration: 1:52
Attendance: 3,619

Officials: Gary Maxwell, Tyler Kumpf

| Game Time | UTEP | Score | Diff | UAB |
|-----------|---|--------------|------------|---|
| 15:54 | | | | offensive rebound (17) |
| 15:49 | | | | 5 BUFFEN K 3pt FG second chance, jump shot missed |
| 15:46 | 5 GIVANCE S defensive rebound (4) | | | |
| 15:32 | 2 HARDY T 3pt FG , pull up jump shot made (7) | 43-44 | -1 | |
| 15:32 | 5 GIVANCE S assist (3) | | | |
| 15:15 | | 43-47 | -4 | 10 WALKER J 3pt FG , pull up jump shot made (13) |
| 14:58 | 5 GIVANCE S 3pt FG , pull up jump shot missed | | | |
| 14:55 | | | | 2 BREWER L defensive rebound (2) |
| 14:40 | | 43-50 | -7 | 10 WALKER J 3pt FG , step back jump shot made (16) |
| 14:24 | 21 ONYEMA Z 2pt FG in the paint, layup missed | | | |
| 14:20 | | | | 10 WALKER J defensive rebound (1) |
| 14:11 | | 43-52 | -9 | 2 BREWER L 2pt FG in the paint, floating jump shot made (10) |
| 14:10 | | | | Timeout 30 Sec |
| 14:10 | Timeout media | | | |
| 13:53 | 21 ONYEMA Z 2pt FG in the paint, dunk, made (14) | 45-52 | -7 | |
| 13:53 | 2 HARDY T assist (1) | | | |
| 13:36 | 11 LEMUS C foul personal (1 - 2) | | | 10 WALKER J foul drawn (2) |
| 13:33 | | 45-54 | -9 | 0 DAVIS J 2pt FG in the paint, layup made (2) |
| 13:33 | | | | 2 BREWER L assist (2) |
| 13:14 | 11 LEMUS C turnover lost ball (1) | | | |
| 13:04 | | 45-56 | -11 | 10 WALKER J 2pt FG from turnover outside the paint, pull up jump shot made (18) |
| 12:48 | 13 SOLOMON C 2pt FG in the paint, hook shot missed | | | |
| 12:44 | | | | 0 DAVIS J defensive rebound (4) |
| 12:35 | | | | 5 BUFFEN K 3pt FG , jump shot missed |
| 12:35 | | | | 0 DAVIS J offensive rebound (5) |
| 12:35 | 21 ONYEMA Z foul personal (3 - 3) | | | 0 DAVIS J foul drawn (1) |
| 12:35 | 21 ONYEMA Z substitution out | | | |
| 12:35 | 23 FRAZIER III O substitution in | | | |
| 12:35 | | | | 5 BUFFEN K substitution out |
| 12:35 | | | | 15 BREWER T substitution in |
| 12:33 | | 45-59 | -14 | 2 BREWER L 3pt FG second chance, jump shot made (13) |
| 12:33 | | | | 4 GAINES E assist (5) |
| 12:10 | 11 LEMUS C turnover travel (2) | | | |
| 12:10 | 11 LEMUS C substitution out | | | |
| 12:10 | 3 ZACHERY M substitution in | | | |
| 11:58 | 23 FRAZIER III O steal (1) | | | 10 WALKER J turnover bad pass (4) |
| 11:54 | 2 HARDY T 2pt FG from turnover in the paint, layup missed | | | |
| 11:54 | 3 ZACHERY M offensive rebound (1) | | | |
| 11:54 | 3 ZACHERY M foul drawn (1) | | | 2 BREWER L foul shooting (3 - 2) |
| 11:54 | Timeout media | | | |
| 11:54 | 3 ZACHERY M free throw fast break 1 - 2 made (3) | 46-59 | -13 | |
| 11:54 | 3 ZACHERY M free throw fast break 2 - 2 missed | | | |
| 11:51 | | | | 15 BREWER T defensive rebound (3) |
| 11:39 | 23 FRAZIER III O steal (2) | | | 4 GAINES E turnover lost ball (5) |
| 11:31 | 5 GIVANCE S 2pt FG from turnover in the paint, driving layup made (7) | 48-59 | -11 | |
| 11:16 | 13 SOLOMON C foul drawn (6) | | | 0 DAVIS J foul offensive (1 - 3) |
| 11:16 | | | | 0 DAVIS J turnover offensive (1) |
| 11:16 | | | | 4 GAINES E substitution out |



UAB at UTEP

02/16/23 Don Haskins Center, El Paso, Texas
2022-23 Men's Basketball

Game Time: 7:00 PM
Game Duration: 1:52
Attendance: 3,619

Officials: Gary Maxwell, Tyler Kumpf

| Game Time | UTEP | Score | Diff | UAB |
|-----------|---|--------------|------------|---|
| 11:16 | | | | 12 TONEY T substitution in |
| 11:05 | | | | 0 DAVIS J substitution out |
| 11:05 | | | | 55 JEMISON T substitution in |
| 10:51 | 13 SOLOMON C 2pt FG from turnover in the paint, step back jump shot made (12) | 50-59 | -9 | |
| 10:51 | 5 GIVANCE S assist (4) | | | |
| 10:25 | | | | 15 BREWER T 2pt FG outside the paint, step back jump shot missed |
| 10:21 | 2 HARDY T defensive rebound (2) | | | |
| 10:20 | 2 HARDY T foul drawn (2) | | | 12 TONEY T foul shooting (2 - 4) |
| 10:20 | 2 HARDY T free throw fast break 1 - 2 missed | | | |
| 10:20 | offensive dead ball rebound (1) | | | |
| 10:19 | 2 HARDY T free throw fast break 2 - 2 missed | | | |
| 10:17 | | | | 15 BREWER T defensive rebound (4) |
| 09:59 | | | | 10 WALKER J 3pt FG , jump shot missed |
| 09:59 | defensive rebound (25) | | | |
| 09:48 | 23 FRAZIER III O turnover lost ball (1) | | | 12 TONEY T steal (1) |
| 09:47 | | | | 15 BREWER T substitution out |
| 09:47 | | | | 5 BUFFEN K substitution in |
| 09:47 | | | | 12 TONEY T 2pt FG from turnover in the paint, layup blocked |
| 09:47 | 5 GIVANCE S block (1) | | | |
| 09:47 | | | | offensive rebound (24) |
| 09:34 | | | | 12 TONEY T 2pt FG from turnover second chance outside the paint, pull up jump shot missed |
| 09:32 | | | | offensive rebound (25) |
| 09:14 | | | | 10 WALKER J 2pt FG from turnover second chance in the paint, layup missed |
| 09:09 | | | | 5 BUFFEN K offensive rebound (2) |
| 09:09 | | 50-61 | -11 | 5 BUFFEN K 2pt FG from turnover second chance in the paint, layup made (6) |
| 08:58 | 3 ZACHERY M turnover bad pass (1) | | | |
| 08:58 | 23 FRAZIER III O substitution out | | | |
| 08:58 | 21 ONYEMA Z substitution in | | | |
| 08:58 | | | | 10 WALKER J substitution out |
| 08:58 | | | | 4 GAINES E substitution in |
| 08:45 | 2 HARDY T foul drawn (3) | | | 55 JEMISON T foul offensive (3 - 5) |
| 08:45 | | | | 55 JEMISON T turnover offensive (1) |
| 08:45 | | | | 55 JEMISON T substitution out |
| 08:45 | | | | 0 DAVIS J substitution in |
| 08:25 | 3 ZACHERY M 3pt FG from turnover, pull up jump shot missed | | | |
| 08:21 | 21 ONYEMA Z offensive rebound (2) | | | |
| 08:13 | 21 ONYEMA Z 2pt FG from turnover second chance in the paint, layup made (16) | 52-61 | -9 | |
| 08:13 | 5 GIVANCE S assist (5) | | | |
| 07:51 | 2 HARDY T steal (1) | | | 0 DAVIS J turnover lost ball (2) |
| 07:47 | Timeout media | | | |
| 07:47 | | | | 2 BREWER L substitution out |
| 07:47 | | | | 12 TONEY T substitution out |
| 07:47 | | | | 10 WALKER J substitution in |
| 07:47 | | | | 15 BREWER T substitution in |



UAB at UTEP

02/16/23 Don Haskins Center, El Paso, Texas
2022-23 Men's Basketball

Game Time: 7:00 PM
Game Duration: 1:52
Attendance: 3,619

Officials: Gary Maxwell, Tyler Kumpf

| Game Time | UTEP | Score | Diff | UAB |
|-----------|--|--------------|------------|---|
| 07:42 | 13 SOLOMON C 2pt FG from turnover in the paint, jump shot blocked | | | |
| 07:42 | | | | 0 DAVIS J block (1) |
| 07:38 | | | | 4 GAINES E defensive rebound (2) |
| 07:35 | 13 SOLOMON C steal (5) | | | 4 GAINES E turnover bad pass (6) |
| 07:26 | 5 GIVANCE S 2pt FG from turnover in the paint, driving layup made (9) | 54-61 | -7 | |
| 07:02 | | 54-63 | -9 | 0 DAVIS J 2pt FG in the paint, driving layup made (4) |
| 07:02 | 13 SOLOMON C foul shooting (2 - 4) | | | 0 DAVIS J foul drawn (2) |
| 07:02 | | 54-64 | -10 | 0 DAVIS J free throw 1 - 1 made (5) |
| 06:46 | 5 GIVANCE S turnover bad pass (2) | | | 4 GAINES E steal (4) |
| 06:41 | | | | 4 GAINES E 2pt FG from turnover in the paint, layup blocked |
| 06:41 | 5 GIVANCE S block (2) | | | |
| 06:41 | | | | offensive rebound (28) |
| 06:22 | | | | 4 GAINES E 3pt FG from turnover second chance, jump shot missed |
| 06:20 | | | | 0 DAVIS J offensive rebound (6) |
| 06:21 | 21 ONYEMA Z foul shooting (4 - 5) | | | 0 DAVIS J foul drawn (3) |
| 06:21 | | | | 0 DAVIS J free throw 1 - 2 missed |
| 06:21 | | | | offensive dead ball rebound (2) |
| 06:21 | | 54-65 | -11 | 0 DAVIS J free throw 2 - 2 made (6) |
| 06:03 | 21 ONYEMA Z foul drawn (2) | | | 0 DAVIS J foul personal (2 - 6) |
| 06:03 | 2 HARDY T foul drawn (4) | | | 10 WALKER J foul personal (2 - 7) |
| 06:03 | 2 HARDY T 1&1 free throw 1 missed | | | |
| 06:00 | | | | 0 DAVIS J defensive rebound (7) |
| 05:46 | | | | 5 BUFFEN K 2pt FG outside the paint, jump shot blocked |
| 05:46 | 21 ONYEMA Z block (2) | | | |
| 05:46 | | | | 5 BUFFEN K offensive rebound (3) |
| 05:45 | 13 SOLOMON C foul personal (3 - 6) | | | 5 BUFFEN K foul drawn (2) |
| 05:45 | 13 SOLOMON C substitution out | | | |
| 05:45 | 23 FRAZIER III O substitution in | | | |
| 05:42 | 5 GIVANCE S steal (4) | | | 15 BREWER T turnover bad pass (2) |
| 05:22 | 2 HARDY T 2pt FG from turnover in the paint, turnaround jump shot made (9) | 56-65 | -9 | |
| 05:11 | 3 ZACHERY M foul personal (1 - 7) | | | 4 GAINES E foul drawn (1) |
| 05:11 | | 56-66 | -10 | 4 GAINES E 1&1 free throw 1 made (7) |
| 05:11 | | | | 15 BREWER T substitution out |
| 05:11 | | | | 2 BREWER L substitution in |
| 05:11 | | 56-67 | -11 | 4 GAINES E 1&1 free throw 2 made (8) |
| 04:51 | 21 ONYEMA Z turnover lost ball (2) | | | 2 BREWER L steal (2) |
| 04:45 | | | | 4 GAINES E 2pt FG from turnover outside the paint, jump shot missed |
| 04:39 | | | | 0 DAVIS J offensive rebound (8) |
| 04:39 | | | | 0 DAVIS J 2pt FG from turnover second chance in the paint, layup missed |
| 04:38 | 5 GIVANCE S defensive rebound (5) | | | |
| 04:35 | 2 HARDY T 3pt FG , jump shot missed | | | |
| 04:33 | 23 FRAZIER III O offensive rebound (3) | | | |
| 04:30 | 5 GIVANCE S foul drawn (1) | | | 10 WALKER J foul personal (3 - 8) |
| 04:30 | 21 ONYEMA Z substitution out | | | |
| 04:30 | 13 SOLOMON C substitution in | | | |



UAB at UTEP

02/16/23 Don Haskins Center, El Paso, Texas
2022-23 Men's Basketball

Game Time: 7:00 PM
Game Duration: 1:52
Attendance: 3,619

Officials: Gary Maxwell, Tyler Kumpf

| Game Time | UTEP | Score | Diff | UAB |
|-----------------------|---|--------------|------------|--|
| 04:30 | 5 GIVANCE S 1&1 free throw 1 made (10) | 57-67 | -10 | |
| 04:30 | 5 GIVANCE S 1&1 free throw 2 made (11) | 58-67 | -9 | |
| 04:00 | | 58-69 | -11 | 5 BUFFEN K 2pt FG in the paint, layup made (8) |
| 04:00 | | | | 4 GAINES E assist (6) |
| 03:39 | 2 HARDY T 2pt FG in the paint, turnaround jump shot made (11) | 60-69 | -9 | |
| 03:11 | 5 GIVANCE S steal (5) | | | 5 BUFFEN K turnover bad pass (4) |
| 03:11 | 5 GIVANCE S foul drawn (2) | | | 10 WALKER J foul personal (4 - 9) |
| 03:11 | Timeout media | | | |
| 03:11 | 5 GIVANCE S 1&1 free throw 1 missed | | | |
| 03:09 | | | | 4 GAINES E defensive rebound (3) |
| 02:52 | 3 ZACHERY M foul personal (2 - 8) | | | 5 BUFFEN K foul drawn (3) |
| 02:52 | | 60-70 | -10 | 5 BUFFEN K 1&1 free throw 1 made (9) |
| 02:52 | | 60-71 | -11 | 5 BUFFEN K 1&1 free throw 2 made (10) |
| 02:43 | 13 SOLOMON C foul drawn (7) | | | 0 DAVIS J foul shooting (3 - 10) |
| 02:43 | 13 SOLOMON C free throw 1 - 2 made (13) | 61-71 | -10 | |
| 02:42 | 13 SOLOMON C free throw 2 - 2 missed | | | |
| 02:40 | | | | 2 BREWER L defensive rebound (3) |
| 02:18 | | | | 10 WALKER J 2pt FG outside the paint, pull up jump shot missed |
| 02:14 | 23 FRAZIER III O defensive rebound (4) | | | |
| 02:05 | 2 HARDY T turnover lost ball (3) | | | 5 BUFFEN K steal (2) |
| 01:53 | 3 ZACHERY M foul personal (3 - 9) | | | 4 GAINES E foul drawn (2) |
| 01:53 | | | | 0 DAVIS J substitution out |
| 01:53 | | | | 55 JEMISON T substitution in |
| 01:53 | | 61-72 | -11 | 4 GAINES E 1&1 free throw 1 made (9) |
| 01:53 | | 61-73 | -12 | 4 GAINES E 1&1 free throw 2 made (10) |
| 01:53 | | | | 4 GAINES E substitution out |
| 01:53 | | | | 12 TONEY T substitution in |
| 01:39 | 3 ZACHERY M 2pt FG in the paint, layup missed | | | |
| 01:35 | | | | 12 TONEY T defensive rebound (1) |
| 01:10 | 5 GIVANCE S steal (6) | | | 2 BREWER L turnover bad pass (2) |
| 01:06 | 5 GIVANCE S 2pt FG fast break from turnover in the paint, driving layup made (13) | 63-73 | -10 | |
| 01:02 | 5 GIVANCE S foul personal (3 - 10) | | | 10 WALKER J foul drawn (3) |
| 01:02 | | 63-74 | -11 | 10 WALKER J free throw fast break 1 - 2 made (19) |
| 01:02 | | | | 2 BREWER L substitution out |
| 01:02 | | | | 4 GAINES E substitution in |
| 01:02 | | 63-75 | -12 | 10 WALKER J free throw fast break 2 - 2 made (20) |
| 00:42 | 2 HARDY T 2pt FG outside the paint, pull up jump shot missed | | | |
| 00:36 | | | | 55 JEMISON T defensive rebound (8) |
| 00:30 | | 63-77 | -14 | 10 WALKER J 2pt FG in the paint, driving layup made (22) |
| 00:30 | 5 GIVANCE S foul shooting (4 - 11) | | | 10 WALKER J foul drawn (4) |
| 00:29 | | | | 10 WALKER J free throw 1 - 1 missed |
| 00:28 | 23 FRAZIER III O defensive rebound (5) | | | |
| 00:19 | 5 GIVANCE S 3pt FG , jump shot missed | | | |
| 00:16 | | | | 12 TONEY T defensive rebound (2) |
| 00:14 | | 63-79 | -16 | 12 TONEY T 2pt FG fast break in the paint, dunk, made (4) |
| 00:09 | 3 ZACHERY M 3pt FG fast break, pull up jump shot made (6) | 66-79 | -13 | |
| END OF GAME | | | | |
| UTEP 66-79 UAB | | | | |



Official Basketball Play by Play - Second Half

UAB at UTEP

02/16/23 Don Haskins Center, El Paso, Texas
2022-23 Men's Basketball

Game Time: 7:00 PM

Game Duration: 1:52

Attendance: 3,619

Officials: Gary Maxwell, Tyler Kumpf



UAB at UTEP

02/16/23 Don Haskins Center, El Paso, Texas
2022-23 Men's Basketball

Game Time: 7:00 PM
Game Duration: 1:52
Attendance: 3,619

Officials: Gary Maxwell, Tyler Kumpf

UAB - 43

| NO. | Name | F | Min | FG | 3P | FT | Rebounds | | | Fouls | | TP | AS | TO | ST | Blocks | | +/- |
|---------------|-----------------|---|-------|-------|-----|-------|----------|----|-----|-------|----|----|----|----|----|--------|----|-----|
| | | | | M-A | M-A | M-A | OR | DR | TOT | PF | FD | | | | | BS | BA | |
| 5 | KJ Buffen | F | 17:12 | 2-6 | 0-2 | 2-2 | 3 | 0 | 3 | 0 | 2 | 6 | 0 | 2 | 1 | 0 | 2 | 13 |
| 15 | Ty Brewer | F | 08:38 | 1-2 | 1-1 | 0-0 | 0 | 2 | 2 | 0 | 0 | 3 | 0 | 1 | 0 | 0 | 0 | 3 |
| 55 | Trey Jemison | C | 08:13 | 0-0 | 0-0 | 1-2 | 0 | 3 | 3 | 2 | 1 | 1 | 0 | 1 | 0 | 1 | 0 | 5 |
| 4 | Eric Gaines | G | 16:51 | 2-6 | 0-1 | 4-4 | 0 | 2 | 2 | 0 | 2 | 8 | 3 | 3 | 2 | 0 | 1 | 12 |
| 10 | Jordan Walker | G | 18:49 | 4-7 | 2-3 | 2-3 | 0 | 1 | 1 | 3 | 3 | 12 | 0 | 1 | 0 | 0 | 0 | 13 |
| 2 | Ledarius Brewer | | 13:08 | 2-3 | 1-2 | 0-0 | 0 | 2 | 2 | 1 | 0 | 5 | 1 | 1 | 1 | 0 | 0 | 4 |
| 0 | Javian Davis | | 11:47 | 2-3 | 0-0 | 2-3 | 3 | 2 | 5 | 3 | 3 | 6 | 0 | 2 | 0 | 1 | 0 | 6 |
| 12 | Tony Toney | | 05:22 | 1-3 | 0-0 | 0-0 | 0 | 2 | 2 | 1 | 0 | 2 | 0 | 0 | 1 | 0 | 1 | -1 |
| Team | | | | | | | 4 | 0 | 4 | | | 0 | | 0 | | | | |
| Totals | | | | 14-30 | 4-9 | 11-14 | 10 | 14 | 24 | 10 | 11 | 43 | 4 | 11 | 5 | 2 | 4 | 11 |

| Shooting By Period | | |
|---------------------|-------|-------|
| 2 nd FG% | 14-30 | 46.7% |
| 3PT% | 4-9 | 44.4% |
| FT% | 11-14 | 78.6% |
| GM FG% | 14-30 | 46.7% |
| 3PT% | 4-9 | 44.4% |
| FT% | 11-14 | 78.6% |

Dead Ball Rebounds: 2, 0

Technical Fouls::NONE

UTEP - 32

| NO. | Name | F | Min | FG | 3P | FT | Rebounds | | | Fouls | | TP | AS | TO | ST | Blocks | | +/- |
|---------------|------------------|---|-------|-------|-----|------|----------|----|-----|-------|----|----|----|----|----|--------|----|-----|
| | | | | M-A | M-A | M-A | OR | DR | TOT | PF | FD | | | | | BS | BA | |
| 13 | Calvin Solomon | F | 18:45 | 1-5 | 0-0 | 1-2 | 0 | 1 | 1 | 3 | 2 | 3 | 1 | 1 | 2 | 0 | 2 | -11 |
| 21 | Ze'rik Onyema | F | 11:53 | 2-3 | 0-0 | 2-2 | 1 | 0 | 1 | 2 | 2 | 6 | 0 | 2 | 0 | 2 | 0 | -9 |
| 23 | Otis Frazier III | F | 12:36 | 0-0 | 0-0 | 0-0 | 1 | 2 | 3 | 0 | 0 | 0 | 0 | 1 | 2 | 0 | 0 | -6 |
| 2 | Tae Hardy | G | 20:00 | 4-7 | 1-2 | 0-3 | 0 | 1 | 1 | 0 | 3 | 9 | 1 | 1 | 1 | 0 | 0 | -11 |
| 5 | Shamar Givance | G | 20:00 | 4-6 | 0-2 | 2-3 | 0 | 2 | 2 | 2 | 2 | 10 | 3 | 1 | 4 | 2 | 0 | -11 |
| 11 | Carlos Lemus | | 04:36 | 0-0 | 0-0 | 0-0 | 0 | 0 | 0 | 1 | 0 | 0 | 0 | 2 | 0 | 0 | 0 | -8 |
| 3 | Malik Zachery | | 12:10 | 1-3 | 1-2 | 1-2 | 1 | 0 | 1 | 3 | 1 | 4 | 0 | 1 | 0 | 0 | 0 | 1 |
| Team | | | | | | | 0 | 1 | 1 | | | 0 | | 0 | | | | |
| Totals | | | | 12-24 | 2-6 | 6-12 | 3 | 7 | 10 | 11 | 10 | 32 | 5 | 9 | 9 | 4 | 2 | -11 |

| Shooting By Period | | |
|---------------------|-------|-------|
| 2 nd FG% | 12-24 | 50.0% |
| 3PT% | 2-6 | 33.3% |
| FT% | 6-12 | 50% |
| GM FG% | 12-24 | 50.0% |
| 3PT% | 2-6 | 33.3% |
| FT% | 6-12 | 50.0% |

Dead Ball Rebounds: 1, 0

Technical Fouls::NONE

| | UAB | UTEP |
|------------------|---------------------------|---------------------------|
| Biggest lead | 16 (2 nd 0:14) | 0 (1 st 20:00) |
| Best Scoring Run | 8(2 nd 14:11) | 7(2 nd 15:32) |
| Lead Changes | 0 | |
| Times Tied | 0 | |
| Time with Lead | 19:50 | 00:00 |

| Points from | UAB | UTEP |
|---------------|-----|------|
| Turnovers | 9 | 17 |
| Paint | 16 | 20 |
| Second Chance | 6 | 5 |
| Fast Breaks | 6 | 10 |
| Bench | 13 | 4 |

| | Period by Period Scoring | | |
|------|--------------------------|-----|-----|
| | 1st | 2nd | TOT |
| UAB | 36 | 43 | 79 |
| UTEP | 34 | 32 | 66 |



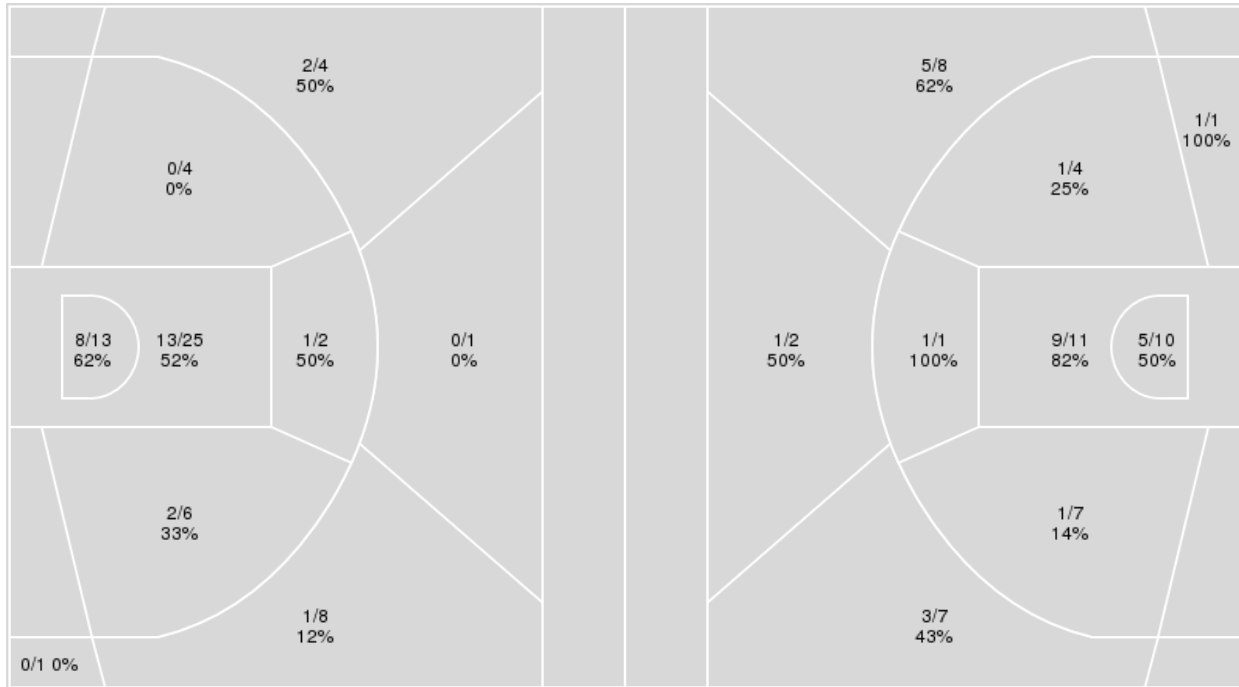
Officials: Gary Maxwell, Tyler Kumpf

{ Players => 0, 1, 2, 3, 4, 5, 11, 12, 13, 15, 20, 21, 23, 32, 34; } FG
 Types => All; Results => All;

{ Players => All; } FG Types => All; Results => All;

UTEP

UAB



| UTEP | M/A | % |
|-------------|-------|----|
| Field Goals | 27/64 | 42 |
| 2 Points | 24/50 | 48 |
| 3 Points | 3/14 | 21 |
| Free Throws | 9/15 | 60 |

| UAB | M/A | % |
|-------------|-------|----|
| Field Goals | 27/51 | 53 |
| 2 Points | 18/34 | 53 |
| 3 Points | 9/17 | 53 |
| Free Throws | 16/19 | 84 |



UAB at UTEP

02/16/23 Don Haskins Center, El Paso, Texas
2022-23 Men's Basketball

Game Time: 7:00 PM
Game Duration: 1:52
Attendance: 3,619

Officials: Gary Maxwell, Tyler Kumpf

UAB

| No | Name | Mins | | Score | | Points Diff | | Points per Min | | Assists | | Rebounds | | Steals | | Turnovers | |
|----|-----------------|-------|-------|---------|---------|-------------|-----|----------------|------|---------|-----|----------|-----|--------|-----|-----------|-----|
| | | On | Off | On | Off | On | Off | On | Off | On | Off | On | Off | On | Off | On | Off |
| 0 | Javian Davis | 17:45 | 22:15 | 34 - 26 | 45 - 40 | 8 | 5 | 1.92 | 2.02 | 4 | 5 | 19 | 18 | 4 | 6 | 9 | 12 |
| 2 | Ledarius Brewer | 25:13 | 14:47 | 43 - 43 | 36 - 23 | 0 | 13 | 1.71 | 2.44 | 5 | 4 | 23 | 14 | 5 | 5 | 15 | 6 |
| 4 | Eric Gaines | 30:47 | 09:13 | 67 - 51 | 12 - 15 | 16 | -3 | 2.18 | 1.30 | 8 | 1 | 28 | 9 | 7 | 3 | 16 | 5 |
| 5 | KJ Buffen | 33:03 | 06:57 | 72 - 52 | 7 - 14 | 20 | -7 | 2.18 | 1.01 | 8 | 1 | 32 | 5 | 9 | 1 | 16 | 5 |
| 10 | Jordan Walker | 36:20 | 03:40 | 77 - 60 | 2 - 6 | 17 | -4 | 2.12 | 0.55 | 9 | 0 | 35 | 2 | 10 | 0 | 18 | 3 |
| 12 | Tony Toney | 11:20 | 28:40 | 17 - 16 | 62 - 50 | 1 | 12 | 1.50 | 2.16 | 1 | 8 | 12 | 25 | 2 | 8 | 5 | 16 |
| 15 | Ty Brewer | 23:17 | 16:43 | 40 - 42 | 39 - 24 | -2 | 15 | 1.72 | 2.33 | 5 | 4 | 18 | 19 | 7 | 3 | 14 | 7 |
| 55 | Trey Jemison | 22:15 | 17:45 | 45 - 40 | 34 - 26 | 5 | 8 | 2.02 | 1.92 | 5 | 4 | 18 | 19 | 6 | 4 | 12 | 9 |

UTEP

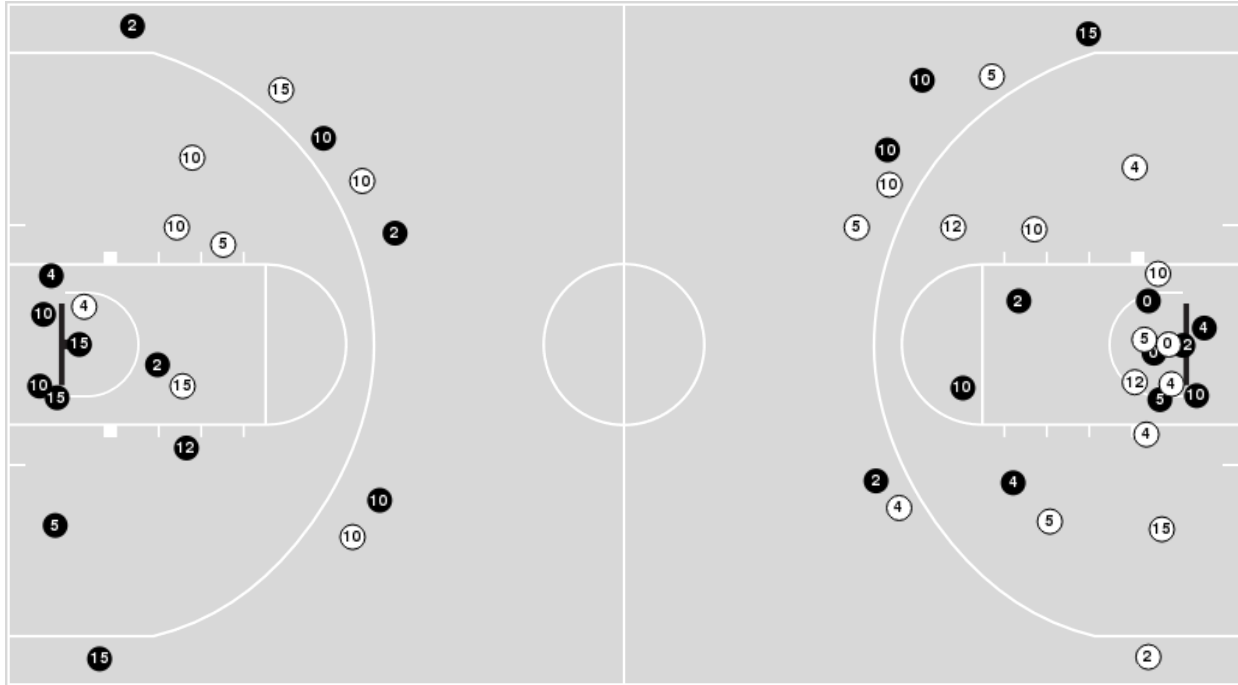
| No | Name | Mins | | Score | | Points Diff | | Points per Min | | Assists | | Rebounds | | Steals | | Turnovers | |
|----|------------------|-------|-------|---------|---------|-------------|-----|----------------|------|---------|-----|----------|-----|--------|-----|-----------|-----|
| | | On | Off | On | Off | On | Off | On | Off | On | Off | On | Off | On | Off | On | Off |
| 2 | Tae Hardy | 31:39 | 08:21 | 57 - 58 | 9 - 21 | -1 | -12 | 1.80 | 1.08 | 9 | 0 | 24 | 6 | 14 | 2 | 13 | 2 |
| 3 | Malik Zachery | 17:47 | 22:13 | 29 - 33 | 37 - 46 | -4 | -9 | 1.63 | 1.67 | 3 | 6 | 10 | 20 | 8 | 8 | 5 | 10 |
| 5 | Shamar Givance | 35:39 | 04:21 | 60 - 72 | 6 - 7 | -12 | -1 | 1.68 | 1.38 | 8 | 1 | 29 | 1 | 15 | 1 | 15 | 0 |
| 11 | Carlos Lemus | 18:29 | 21:31 | 31 - 34 | 35 - 45 | -3 | -10 | 1.68 | 1.63 | 5 | 4 | 17 | 13 | 6 | 10 | 6 | 9 |
| 12 | Jamari Sibley | 08:21 | 31:39 | 9 - 21 | 57 - 58 | -12 | -1 | 1.08 | 1.80 | 0 | 9 | 6 | 24 | 2 | 14 | 2 | 13 |
| 13 | Calvin Solomon | 32:22 | 07:38 | 56 - 66 | 10 - 13 | -10 | -3 | 1.73 | 1.31 | 8 | 1 | 20 | 10 | 14 | 2 | 11 | 4 |
| 21 | Ze'rik Onyema | 22:25 | 17:35 | 33 - 48 | 33 - 31 | -15 | 2 | 1.47 | 1.88 | 6 | 3 | 13 | 17 | 8 | 8 | 7 | 8 |
| 23 | Otis Frazier III | 25:11 | 14:49 | 45 - 49 | 21 - 30 | -4 | -9 | 1.79 | 1.42 | 5 | 4 | 20 | 10 | 12 | 4 | 12 | 3 |
| 32 | Derick Hamilton | 02:54 | 37:06 | 5 - 4 | 61 - 75 | 1 | -14 | 1.72 | 1.64 | 1 | 8 | 6 | 24 | 0 | 16 | 2 | 13 |
| 34 | Kevin Kalu | 05:13 | 34:47 | 5 - 10 | 61 - 69 | -5 | -8 | 0.96 | 1.75 | 0 | 9 | 5 | 25 | 1 | 15 | 2 | 13 |



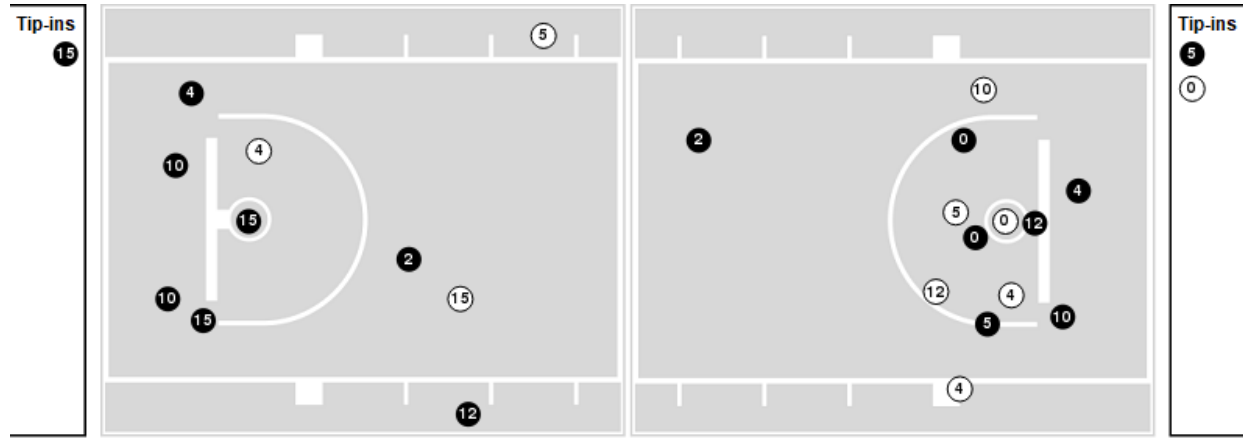
Officials: Gary Maxwell, Tyler Kumpf

Players => AllFG Types=>AllResults=>All
UAB

All Field Goals



Blow Up Chart



● Made ○ Missed N - Player Number

| UAB | M/A | % |
|-------------|-------|----|
| Field Goals | 27/51 | 53 |
| 2 Points | 18/34 | 53 |
| 3 Points | 9/17 | 53 |
| Free Throws | 16/19 | 84 |

| UAB | M/A | % |
|----------------------|--------------|-----|
| Points in the Paint | 28 (14 / 21) | 67 |
| Fast Break Points | 11 (7/7) | 100 |
| Second Chance Points | 8 (4/11) | 36 |
| Effective FG% | 62 | |

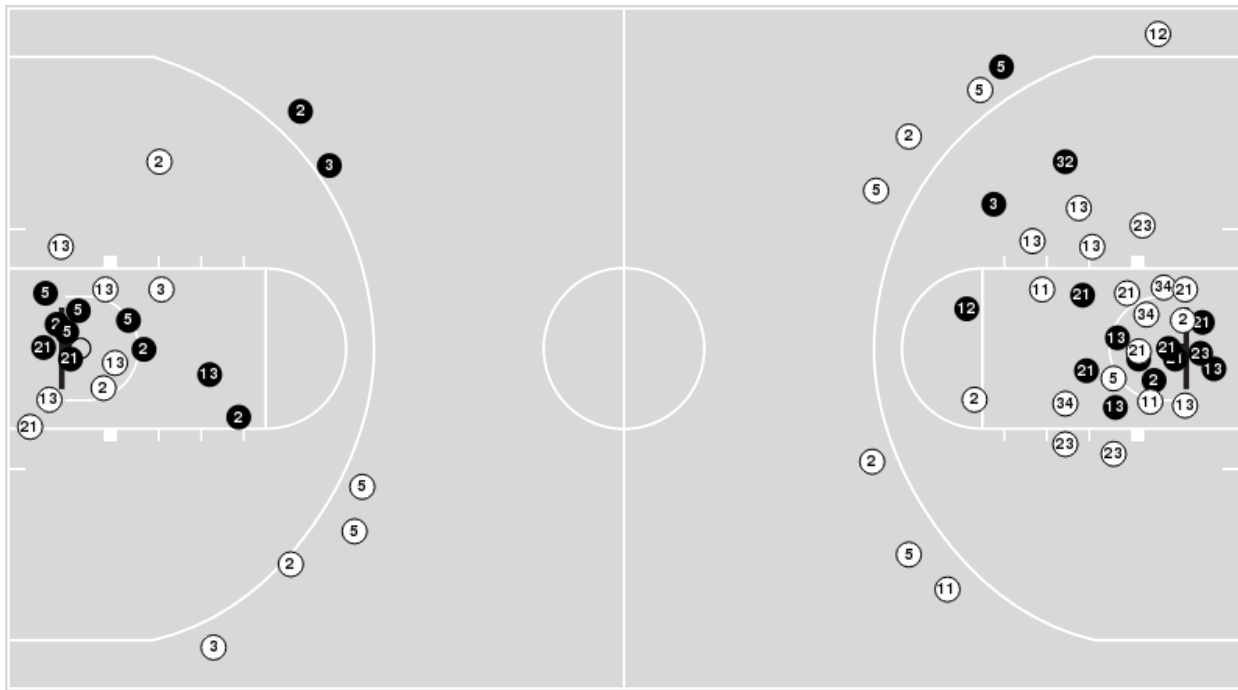


Officials: Gary Maxwell, Tyler Kumpf

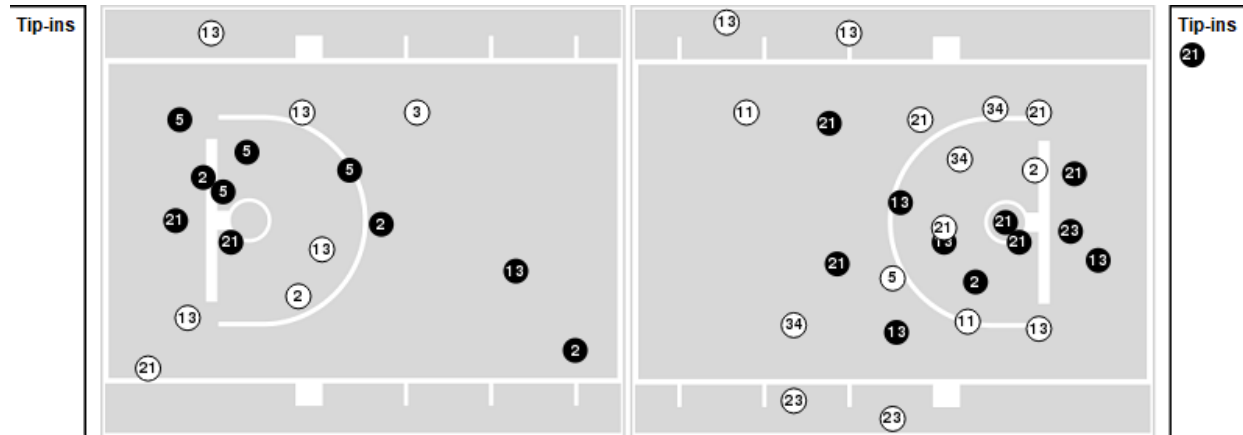
Players => 0, 1, 2, 3, 4, 5, 11, 12, 13, 15, 20, 21, 23, 32, 34 FG Types=>All Results=>All

UTEP

All Field Goals



Blow Up Chart



● Made ○ Missed N - Player Number

| UTEP | M/A | % |
|-------------|-------|----|
| Field Goals | 27/64 | 42 |
| 2 Points | 24/50 | 48 |
| 3 Points | 3/14 | 21 |
| Free Throws | 9/15 | 60 |

| UTEP | M/A | % |
|----------------------|--------------|----|
| Points in the Paint | 42 (21 / 38) | 55 |
| Fast Break Points | 12 (6/10) | 60 |
| Second Chance Points | 19 (12/19) | 63 |
| Effective FG% | 45 | |



UAB at UTEP

02/16/23 Don Haskins Center, El Paso, Texas
2022-23 Men's Basketball

Game Time: 7:00 PM
Game Duration: 1:52
Attendance: 3,619

Officials: Gary Maxwell, Tyler Kumpf

UAB

| Lineup | Quarter On | Time On | Quarter Off | Time Off | Time on Court | Score | Score Diff | Reb | Stl | Tov | Ass | PPP |
|--|------------|---------|-------------|----------|---------------|-------|------------|-----|-----|-----|-----|--------|
| 4- Gaines E/ 5- Buffen K/ 10- Walker J/ 15- Brewer T/ 55- Jemison T/ | 1 | 20:00 | 1 | 15:17 | 04:43 | 9-8 | 1 | 1 | 3 | 2 | 2 | 1.1250 |
| 0- Davis J/ 2- Brewer L/ 5- Buffen K/ 10- Walker J/ 12- Toney T/ | 1 | 15:17 | 1 | 11:48 | 03:29 | 7-3 | 4 | 3 | 1 | 1 | 1 | 1.4000 |
| 0- Davis J/ 2- Brewer L/ 4- Gaines E/ 12- Toney T/ 15- Brewer T/ | 1 | 11:48 | 1 | 09:19 | 02:29 | 2-4 | -2 | 2 | 0 | 1 | 0 | 0.6667 |
| 2- Brewer L/ 4- Gaines E/ 5- Buffen K/ 10- Walker J/ 55- Jemison T/ | 1 | 09:19 | 1 | 07:27 | 01:52 | 5-2 | 3 | 1 | 0 | 1 | 1 | 1.6667 |
| 4- Gaines E/ 5- Buffen K/ 10- Walker J/ 15- Brewer T/ 55- Jemison T/ | 1 | 07:27 | 1 | 04:15 | 03:12 | 9-4 | 5 | 4 | 0 | 1 | 1 | 1.6917 |
| 2- Brewer L/ 4- Gaines E/ 10- Walker J/ 15- Brewer T/ 55- Jemison T/ | 1 | 04:15 | 1 | 02:35 | 01:40 | 2-5 | -3 | 1 | 0 | 1 | 0 | 0.6667 |
| 2- Brewer L/ 5- Buffen K/ 10- Walker J/ 15- Brewer T/ 55- Jemison T/ | 1 | 02:35 | 2 | 20:00 | 02:35 | 2-8 | -6 | 1 | 1 | 3 | 0 | 0.5155 |
| 4- Gaines E/ 5- Buffen K/ 10- Walker J/ 15- Brewer T/ 55- Jemison T/ | 2 | 20:00 | 2 | 16:46 | 03:14 | 8-4 | 4 | 2 | 1 | 1 | 1 | 1.3605 |
| 2- Brewer L/ 4- Gaines E/ 5- Buffen K/ 10- Walker J/ 55- Jemison T/ | 2 | 16:46 | 2 | 16:00 | 00:46 | 0-2 | -2 | 1 | 0 | 1 | 0 | 0.0000 |
| 0- Davis J/ 2- Brewer L/ 4- Gaines E/ 5- Buffen K/ 10- Walker J/ | 2 | 16:00 | 2 | 12:35 | 03:25 | 12-5 | 7 | 5 | 0 | 0 | 1 | 2.0000 |
| 0- Davis J/ 2- Brewer L/ 4- Gaines E/ 10- Walker J/ 15- Brewer T/ | 2 | 12:35 | 2 | 11:16 | 01:19 | 3-3 | 0 | 1 | 0 | 3 | 1 | 0.7500 |
| 0- Davis J/ 2- Brewer L/ 10- Walker J/ 12- Toney T/ 15- Brewer T/ | 2 | 11:16 | 2 | 11:05 | 00:11 | 0-0 | 0 | 0 | 0 | 0 | 0 | 0.0000 |
| 2- Brewer L/ 10- Walker J/ 12- Toney T/ 15- Brewer T/ 55- Jemison T/ | 2 | 11:05 | 2 | 09:47 | 01:18 | 0-2 | -2 | 1 | 1 | 0 | 0 | 0.0000 |
| 2- Brewer L/ 5- Buffen K/ 10- Walker J/ 12- Toney T/ 55- Jemison T/ | 2 | 09:47 | 2 | 08:58 | 00:49 | 2-0 | 2 | 3 | 0 | 0 | 0 | 2.0000 |
| 2- Brewer L/ 4- Gaines E/ 5- Buffen K/ 12- Toney T/ 55- Jemison T/ | 2 | 08:58 | 2 | 08:45 | 00:13 | 0-0 | 0 | 0 | 0 | 1 | 0 | 0.0000 |
| 0- Davis J/ 2- Brewer L/ 4- Gaines E/ 5- Buffen K/ 12- Toney T/ | 2 | 08:45 | 2 | 07:47 | 00:58 | 0-2 | -2 | 0 | 0 | 1 | 0 | 0.0000 |
| 0- Davis J/ 4- Gaines E/ 5- Buffen K/ 10- Walker J/ 15- Brewer T/ | 2 | 07:47 | 2 | 05:11 | 02:36 | 5-4 | 1 | 5 | 1 | 2 | 0 | 1.0504 |
| 0- Davis J/ 2- Brewer L/ 4- Gaines E/ 5- Buffen K/ 10- Walker J/ | 2 | 05:11 | 2 | 01:53 | 03:18 | 5-5 | 0 | 3 | 2 | 1 | 1 | 0.9398 |
| 2- Brewer L/ 4- Gaines E/ 5- Buffen K/ 10- Walker J/ 55- Jemison T/ | 2 | 01:53 | 2 | 01:53 | 00:00 | 2-0 | 2 | 0 | 0 | 0 | 0 | 2.2727 |
| 2- Brewer L/ 5- Buffen K/ 10- Walker J/ 12- Toney T/ 55- Jemison T/ | 2 | 01:53 | 2 | 01:02 | 00:51 | 1-2 | -1 | 1 | 0 | 1 | 0 | 0.6944 |
| 4- Gaines E/ 5- Buffen K/ 10- Walker J/ 12- Toney T/ 55- Jemison T/ | 2 | 01:02 | 2 | 00:00 | 01:02 | 5-3 | 2 | 2 | 0 | 0 | 0 | 1.7361 |



UAB at UTEP

02/16/23 Don Haskins Center, El Paso, Texas
2022-23 Men's Basketball

Game Time: 7:00 PM
Game Duration: 1:52
Attendance: 3,619

Officials: Gary Maxwell, Tyler Kumpf

UTEP

| Lineup | Quarter On | Time On | Quarter Off | Time Off | Time on Court | Score | Score Diff | Reb | Stl | Tov | Ass | PPP |
|---|------------|---------|-------------|----------|---------------|-------|------------|-----|-----|-----|-----|--------|
| 2- Hardy T/ 5- Givance S/ 13- Solomon C/ 21- Onyema Z/ 23- Frazier III O/ | 1 | 20:00 | 1 | 17:01 | 02:59 | 6-6 | 0 | 3 | 1 | 2 | 1 | 1.2000 |
| 5- Givance S/ 11- Lemus C/ 12- Sibley J/ 13- Solomon C/ 34- Kalu K/ | 1 | 17:01 | 1 | 15:17 | 01:44 | 2-3 | -1 | 3 | 0 | 1 | 0 | 0.6667 |
| 5- Givance S/ 11- Lemus C/ 12- Sibley J/ 23- Frazier III O/ 34- Kalu K/ | 1 | 15:17 | 1 | 11:48 | 03:29 | 3-7 | -4 | 2 | 1 | 1 | 0 | 0.6000 |
| 2- Hardy T/ 3- Zachery M/ 11- Lemus C/ 13- Solomon C/ 21- Onyema Z/ | 1 | 11:48 | 1 | 09:19 | 02:29 | 4-2 | 2 | 1 | 0 | 0 | 1 | 1.0000 |
| 3- Zachery M/ 12- Sibley J/ 13- Solomon C/ 21- Onyema Z/ 23- Frazier III O/ | 1 | 09:19 | 1 | 07:27 | 01:52 | 2-5 | -3 | 0 | 1 | 0 | 0 | 1.0000 |
| 3- Zachery M/ 5- Givance S/ 12- Sibley J/ 13- Solomon C/ 21- Onyema Z/ | 1 | 07:27 | 1 | 06:11 | 01:16 | 2-6 | -4 | 1 | 0 | 0 | 0 | 0.6667 |
| 2- Hardy T/ 5- Givance S/ 11- Lemus C/ 13- Solomon C/ 21- Onyema Z/ | 1 | 06:11 | 1 | 04:15 | 01:56 | 2-3 | -1 | 3 | 1 | 0 | 0 | 1.0000 |
| 2- Hardy T/ 5- Givance S/ 11- Lemus C/ 23- Frazier III O/ 32- Hamilton D/ | 1 | 04:15 | 1 | 01:21 | 02:54 | 5-4 | 1 | 6 | 0 | 2 | 1 | 0.9191 |
| 2- Hardy T/ 5- Givance S/ 11- Lemus C/ 13- Solomon C/ 23- Frazier III O/ | 1 | 01:21 | 2 | 20:00 | 01:21 | 8-0 | 8 | 1 | 3 | 0 | 1 | 2.0619 |
| 2- Hardy T/ 5- Givance S/ 13- Solomon C/ 21- Onyema Z/ 23- Frazier III O/ | 2 | 20:00 | 2 | 16:46 | 03:14 | 4-8 | -4 | 1 | 1 | 2 | 1 | 0.6803 |
| 2- Hardy T/ 5- Givance S/ 11- Lemus C/ 13- Solomon C/ 21- Onyema Z/ | 2 | 16:46 | 2 | 12:35 | 04:11 | 7-12 | -5 | 1 | 1 | 1 | 2 | 1.0000 |
| 2- Hardy T/ 5- Givance S/ 11- Lemus C/ 13- Solomon C/ 23- Frazier III O/ | 2 | 12:35 | 2 | 12:10 | 00:25 | 0-3 | -3 | 0 | 0 | 1 | 0 | 0.0000 |
| 2- Hardy T/ 3- Zachery M/ 5- Givance S/ 13- Solomon C/ 23- Frazier III O/ | 2 | 12:10 | 2 | 08:58 | 03:12 | 5-2 | 3 | 3 | 2 | 2 | 1 | 0.8681 |
| 2- Hardy T/ 3- Zachery M/ 5- Givance S/ 13- Solomon C/ 21- Onyema Z/ | 2 | 08:58 | 2 | 05:45 | 03:13 | 4-4 | 0 | 1 | 2 | 1 | 1 | 0.9009 |
| 2- Hardy T/ 3- Zachery M/ 5- Givance S/ 21- Onyema Z/ 23- Frazier III O/ | 2 | 05:45 | 2 | 04:30 | 01:15 | 2-2 | 0 | 2 | 1 | 1 | 0 | 1.0000 |
| 2- Hardy T/ 3- Zachery M/ 5- Givance S/ 13- Solomon C/ 23- Frazier III O/ | 2 | 04:30 | 2 | 00:00 | 04:30 | 10-12 | -2 | 2 | 2 | 1 | 0 | 1.0870 |



UAB at UTEP

02/16/23 Don Haskins Center, El Paso, Texas
2022-23 Men's Basketball

Game Time: 7:00 PM
Game Duration: 1:52
Attendance: 3,619

Officials: Gary Maxwell, Tyler Kumpf

UAB

| Lineup | Time | Score | Score Diff | Pts/Min | Reb | Stl | Tov | Ass | PPP |
|--|-------|-------|------------|---------|-----|-----|-----|-----|--------|
| 4- Gaines E/ 5- Buffen K/ 10- Walker J/ 15- Brewer T/ 55- Jemison T/ | 11:09 | 26-16 | 10 | 2.3318 | 7 | 4 | 4 | 4 | 1.3542 |
| 0- Davis J/ 2- Brewer L/ 4- Gaines E/ 5- Buffen K/ 10- Walker J/ | 06:43 | 17-10 | 7 | 2.5310 | 8 | 2 | 1 | 2 | 1.5018 |
| 0- Davis J/ 2- Brewer L/ 5- Buffen K/ 10- Walker J/ 12- Toney T/ | 03:29 | 7-3 | 4 | 2.0096 | 3 | 1 | 1 | 1 | 1.4000 |
| 2- Brewer L/ 4- Gaines E/ 5- Buffen K/ 10- Walker J/ 55- Jemison T/ | 02:38 | 7-4 | 3 | 2.6582 | 2 | 0 | 2 | 1 | 1.4344 |
| 0- Davis J/ 4- Gaines E/ 5- Buffen K/ 10- Walker J/ 15- Brewer T/ | 02:36 | 5-4 | 1 | 1.9231 | 5 | 1 | 2 | 0 | 1.0504 |
| 2- Brewer L/ 5- Buffen K/ 10- Walker J/ 15- Brewer T/ 55- Jemison T/ | 02:35 | 2-8 | -6 | 0.7742 | 1 | 1 | 3 | 0 | 0.5155 |
| 0- Davis J/ 2- Brewer L/ 4- Gaines E/ 12- Toney T/ 15- Brewer T/ | 02:29 | 2-4 | -2 | 0.8054 | 2 | 0 | 1 | 0 | 0.6667 |
| 2- Brewer L/ 4- Gaines E/ 10- Walker J/ 15- Brewer T/ 55- Jemison T/ | 01:40 | 2-5 | -3 | 1.2000 | 1 | 0 | 1 | 0 | 0.6667 |
| 2- Brewer L/ 5- Buffen K/ 10- Walker J/ 12- Toney T/ 55- Jemison T/ | 01:40 | 3-2 | 1 | 1.8000 | 4 | 0 | 1 | 0 | 1.2295 |
| 0- Davis J/ 2- Brewer L/ 4- Gaines E/ 10- Walker J/ 15- Brewer T/ | 01:19 | 3-3 | 0 | 2.2785 | 1 | 0 | 3 | 1 | 0.7500 |
| 2- Brewer L/ 10- Walker J/ 12- Toney T/ 15- Brewer T/ 55- Jemison T/ | 01:18 | 0-2 | -2 | 0.0000 | 1 | 1 | 0 | 0 | 0.0000 |
| 4- Gaines E/ 5- Buffen K/ 10- Walker J/ 12- Toney T/ 55- Jemison T/ | 01:02 | 5-3 | 2 | 4.8387 | 2 | 0 | 0 | 0 | 1.7361 |
| 0- Davis J/ 2- Brewer L/ 4- Gaines E/ 5- Buffen K/ 12- Toney T/ | 00:58 | 0-2 | -2 | 0.0000 | 0 | 0 | 1 | 0 | 0.0000 |
| 2- Brewer L/ 4- Gaines E/ 5- Buffen K/ 12- Toney T/ 55- Jemison T/ | 00:13 | 0-0 | 0 | 0.0000 | 0 | 0 | 1 | 0 | 0.0000 |
| 0- Davis J/ 2- Brewer L/ 10- Walker J/ 12- Toney T/ 15- Brewer T/ | 00:11 | 0-0 | 0 | 0.0000 | 0 | 0 | 0 | 0 | 0.0000 |



UAB at UTEP

02/16/23 Don Haskins Center, El Paso, Texas
2022-23 Men's Basketball

Game Time: 7:00 PM
Game Duration: 1:52
Attendance: 3,619

Officials: Gary Maxwell, Tyler Kumpf

UTEP

| Lineup | Time | Score | Score Diff | Pts/Min | Reb | Stl | Tov | Ass | PPP |
|---|-------|-------|------------|---------|-----|-----|-----|-----|--------|
| 2- Hardy T/ 3- Zachery M/ 5- Givance S/ 13- Solomon C/ 23- Frazier III O/ | 07:42 | 15-14 | 1 | 1.9481 | 5 | 4 | 3 | 1 | 1.0027 |
| 2- Hardy T/ 5- Givance S/ 13- Solomon C/ 21- Onyema Z/ 23- Frazier III O/ | 06:13 | 10-14 | -4 | 1.6086 | 4 | 2 | 4 | 2 | 0.9191 |
| 2- Hardy T/ 5- Givance S/ 11- Lemus C/ 13- Solomon C/ 21- Onyema Z/ | 06:07 | 9-15 | -6 | 1.4714 | 4 | 2 | 1 | 2 | 1.0000 |
| 5- Givance S/ 11- Lemus C/ 12- Sibley J/ 23- Frazier III O/ 34- Kalu K/ | 03:29 | 3-7 | -4 | 0.8612 | 2 | 1 | 1 | 0 | 0.6000 |
| 2- Hardy T/ 3- Zachery M/ 5- Givance S/ 13- Solomon C/ 21- Onyema Z/ | 03:13 | 4-4 | 0 | 1.2435 | 1 | 2 | 1 | 1 | 0.9009 |
| 2- Hardy T/ 5- Givance S/ 11- Lemus C/ 23- Frazier III O/ 32- Hamilton D/ | 02:54 | 5-4 | 1 | 1.7241 | 6 | 0 | 2 | 1 | 0.9191 |
| 2- Hardy T/ 3- Zachery M/ 11- Lemus C/ 13- Solomon C/ 21- Onyema Z/ | 02:29 | 4-2 | 2 | 1.6107 | 1 | 0 | 0 | 1 | 1.0000 |
| 3- Zachery M/ 12- Sibley J/ 13- Solomon C/ 21- Onyema Z/ 23- Frazier III O/ | 01:52 | 2-5 | -3 | 1.0714 | 0 | 1 | 0 | 0 | 1.0000 |
| 2- Hardy T/ 5- Givance S/ 11- Lemus C/ 13- Solomon C/ 23- Frazier III O/ | 01:46 | 8-3 | 5 | 4.5283 | 1 | 3 | 1 | 1 | 1.6393 |
| 5- Givance S/ 11- Lemus C/ 12- Sibley J/ 13- Solomon C/ 34- Kalu K/ | 01:44 | 2-3 | -1 | 1.1538 | 3 | 0 | 1 | 0 | 0.6667 |
| 3- Zachery M/ 5- Givance S/ 12- Sibley J/ 13- Solomon C/ 21- Onyema Z/ | 01:16 | 2-6 | -4 | 1.5789 | 1 | 0 | 0 | 0 | 0.6667 |
| 2- Hardy T/ 3- Zachery M/ 5- Givance S/ 21- Onyema Z/ 23- Frazier III O/ | 01:15 | 2-2 | 0 | 1.6000 | 2 | 1 | 1 | 0 | 1.0000 |