



# UTEP BASKETBALL

1966 NCAA CHAMPS | 17 NCAA APPEARANCES | 12 LEAGUE TITLES | 27 20+ WIN SEASONS

## GAME 14 vs SEATTLE

### UTEP MINERS (8-5)

**Head Coach:** Joe Golding (Abilene Christian, 1999)  
**Career Record:** 200-181 (13th Season)  
**Record at UTEP:** 42-37 (3rd Season)  
**Home:** 7-1 | **Road:** 0-3 | **Neutral:** 1-1 | **Streak:** 2W



### Seattle U REDHAWKS (7-5)

**Head Coach:** Chris Victor  
**Career Record:** 153-65 (8th Season)  
**Record at School:** 50-26 (3rd Season)  
**Home:** 7-2 | **Road:** 0-3 | **Neutral:** 0-0 | **Streak:** 1W



### WHERE TO WATCH & LISTEN



**RADIO TALENT**  
 Jon Teicher & Steve Yellen



**TV TALENT**  
 Mando Medina & Hooper Vint

## 2023-24 SCHEDULE

DATE	OPPONENT	TIME
Nov. 6	McMurry (ESPN+)	W, 120-71
Nov. 9	USAO (ESPN+)	W, 123-72
Nov. 13	UCSB (CBS Sports Network)	W, 89-76
Nov. 17	Austin Peay \$	W, 71-63
Nov. 20	vs. Cal \$ (CBSN)	W, 75-72
Nov. 22	vs. Bradley (CBSN)	L, 59-63
Nov. 25	at LMU	L, 47-67
Nov. 29	Texas A&M-CC (ESPN+)	L, 63-67
Dec. 4	WNMU (ESPN+)	W, 90-62
Dec. 9	at Oregon (Pac-12 Network)	L, 49-71
Dec. 17	at ACU %	L, 82-88
Dec. 20	Norfolk State #	W, 67-65
Dec. 21	Wyoming #	W, 78-67
Dec. 30	Seattle U % (ESPN+)	7 p.m.
Jan. 4	at NM State * (CBS Sports Network)	7 p.m.
Jan. 7	Chicago State (ESPN+)	2 p.m.
Jan. 13	at FIU *	4 p.m.
Jan. 18	MT * (CBS Sports Network)	7 p.m.
Jan. 20	WKU * (ESPN+)	7 p.m.
Jan. 25	at LA Tech * (ESPN+)	5 p.m.
Jan. 27	at Sam Houston * (ESPN+)	3:30 p.m.
Feb. 1	Jax State * (ESPN+)	7 p.m.
Feb. 3	Liberty * (ESPN+)	7 p.m.
Feb. 10	NM State * (ESPN+)	7 p.m.
Feb. 15	at WKU * (CBS Sports Network)	5 p.m.
Feb. 17	at MT * (ESPN+)	4 p.m.
Feb. 22	LA Tech * (ESPN+)	7 p.m.
Feb. 24	Sam Houston * (ESPN+)	7 p.m.
Feb. 29	at Jax State *	5 p.m.
March 2	at Liberty * (ESPN+)	5 p.m.
March 7	FIU * (ESPN+)	7 p.m.
March 12-16	CUSA Championships %	TBA

**Bold denotes home game**

\$ SoCal Challenge  
 % CUSA/WAC Scheduling Initiative  
 # WestStar Don Haskins Sun Bowl Invitational  
 \* Conference USA Game  
 % C-USA Championships (Propt Arena, Hunstville, Ala.)  
 All Times Mountain

### OPENING TIP

The UTEP men's basketball team (8-5) will play host to Seattle U (7-5) at 7 p.m. MT Saturday in its final game of the 2023 calendar year. The contest is part of a doubleheader with the women's basketball team, which squares off against Southern Utah at 2 p.m. MT Saturday. Fans can attend both contests for as little as \$15. It is also the Miners' second tilt of the Conference USA and WAC Scheduling Initiative, with the Orange and Blue having fallen at ACU, 88-82, on Dec. 17. UTEP is coming off a 78-67 victory against Wyoming in the Championship contest of the 62nd-annual WestStar Don Haskins Sun Bowl Invitational. It was quite the night, with the Miners winning the event for the first time since 2019, UTEP head coach **Joe Golding** picking up his 200th career win and senior **Tae Hardy** surpassing 1,000 career points in his career. With two triumphs in as many days at the Invitational, UTEP moved to 7-1 at home on the season. Seattle U will prove to be a worthy foe, as it most recently bested CUSA program LA Tech, 79-73, on Dec. 20. The Redhawks, who have reached 20 triumphs in back-to-back years, are 0-3 on the road, but those three losses have been by a combined 13 points. **Jon Teicher** (43rd year) and **Steve Yellen** (21st year) will be on the call on "The Home of UTEP Basketball" 600 ESPN El Paso. It will also be streamed on ESPN+ (subscription required), with **Mando Medina** and former Miner **Hooper Vint** describing the action. For more information on tickets, please visit [www.UTEPMiners.com/tickets](http://www.UTEPMiners.com/tickets) or call (915) 747-UTEP.

## UTEP IN THE SERIES

**Overall:** UTEP leads, 6-5  
**Streak:** UTEP 3W  
**First Meeting:** at UTEP 76, Seattle U 64 (1/6/66)  
**Last Meeting:** at UTEP 83, Seattle U 55 (12/8/96)

## SHOWDOWN OF SCORERS

UTEP's **Tae Hardy** (15.2 ppg) and Seattle U's **Cameron Tyson** (19.3 ppg) both rank second in their respective conferences for scoring.

## DID YOU KNOW?

The Miners' lone loss during the historic 1966 NCAA Championship season came at Seattle, 74-72, on March 5, 1966.

## PRONUNCIATIONS

Jon **DOS ANJOS** - DOCE AHN-JOCE  
 Kevin **KALU** - CAL-ooH  
 Garrett **LEVESQUE** - Luh-VECK  
 TAE Hardy - Tay

### UTEP'S STAT LEADERS

**Tae Hardy** - 15.2 (2nd CUSA)  
**Kevin Kalu** - 5.9 (8th CUSA)  
**Zid Powell** - 3.4 (8th CUSA)  
**T. Hardy/Z. Powell** - 1.9 (3rd CUSA)  
**K. Kalu/C. Solomon** - 0.8 (T14th CUSA)

### CATEGORY

**POINTS PER GAME**  
**REBOUNDS PER GAME**  
**ASSISTS PER GAME**  
**STEALS PER GAME**  
**BLOCKS PER GAME**

### OPPONENT STAT LEADERS

**Cameron Tyson** - 19.3 (2nd WAC)  
**Brandon Chatfield** - 5.9 (13th WAC)  
**Alex Schumacher** - 4.8 (1st WAC)  
**Cameron Tyson** - 1.5 (8th WAC)  
**Kobe Williamson** - 1.8 (1st WAC)

## LAST GAME'S STARTING FIVE



**ZID POWELL**  
 SR / G / TR  
 6-4 / 204  
 12.6 PPG  
 5.3 RPG  
 3.4 APG  
 41.9 FG%  
 25.7 3PT%  
 70.8 FT%



**TAE HARDY**  
 SR / G / 1L  
 6-3 / 190  
 15.2 PPG  
 3.4 RPG  
 2.9 APG  
 41.8 FG%  
 40.0 3PT%  
 68.4 FT%



**COREY CAMPER JR.**  
 JR / G / TR  
 6-5 / 185  
 7.6 PPG  
 1.8 RPG  
 1.0 APG  
 38.6 FG%  
 29.4 3PT%  
 73.5 FT%



**OTIS FRAZIER III**  
 JR / G / F / 1L  
 6-6 / 212  
 11.2 PPG  
 4.2 RPG  
 1.5 SPG  
 51.0 FG%  
 27.3 3PT%  
 69.2 FT%



**KEVIN KALU**  
 JR / F / 2L  
 6-9 / 238  
 4.9 PPG  
 5.9 RPG  
 0.7 BPG  
 61.4 FG%  
 NA 3PT%  
 33.3 FT%

**MEDIA INFORMATION**

**PRACTICE COVERAGE**

Practices are open to the media. Please contact Mark Brunner with all interview requests for coaches and players.

**SID/SOCIAL MEDIA**

ASSOCIATE DIRECTOR OF ATHLETICS STRATEGIC COMMUNICATIONS

UTEP MBB SID

Mark Brunner  
mbrunner@utep.edu  
915-472-6038 (c)  
915-747-5722 (o)

OFFICIAL WEBSITE: [UTEPMINERS.com](http://UTEPMINERS.com)

TWITTER: @UTEPMBB

INSTAGRAM: @UTEPMBB

**UTEP QUICK FACTS**

**UNIVERSITY INFORMATION**

Location.....El Paso, Texas  
Founded .....1914  
Enrollment .....23,880  
Nickname ..... Miners  
Colors ..... Dark Blue, Orange, Silver Accent  
Conference ..... Conference USA  
Arena .....Don Haskins Center (11,892)  
President..... Dr. Heather Wilson  
Director of Athletics..... Jim Senter

**BASKETBALL STAFF**

Head Coach ..... Joe Golding  
**Career Record:** 200-181 (13th Season)  
**UTEP Record:** 42-37 (Third Season)  
Associate Head Coach ..... Jeremy Cox  
Assistant Coach ..... Earl Boykins  
Assistant Coach ..... Bryen Spriggs  
Chief of Staff .....Austin Cox  
Assistant Coach..... Kevin Kaerwer  
Assistant Coach..... Rian Stubbs  
Administrative Assistant ..... Mary Ramos

**HISTORY**

All-Time Record ..... 1,464-1,131  
First Year of Program ..... 1913-14  
Season Number ..... 103rd  
NCAA Tournament Appearances..... 17 (last in 2010)  
NCAA Titles ..... 1 (1966)  
NIT Appearances..... 11 (last in 2015)  
Conference championships..... 12 (last in 2010)  
20-win seasons..... 27 (last in 2022)  
Overtime games..... 119 (69-50)  
Record when scoring 100+ points .....33-2

**2022-23 REVIEW**

2022-23 Overall Record:..... 14-18  
2022-23 C- USA Record ..... 7-13 (Ninth CUSA)  
2023 Postseason .....None

**GOLDING REACHES 200 CAREER WINS**

Third-year UTEP head coach **Joe Golding** guided the Miners past Wyoming, 78-67, on Dec. 21 to not only win the 2023 WestStar Don Haskins Sun Bowl Invitational but also hit the 200-career victory plateau. He is now 200-181 all time between Abilene Christian and UTEP, including 42-37 in his third season in the Sun City. That places him ninth on the Miners' all-time coaching win list. He needs five triumph to surpass **Jason Rabedeaux** (46-46, 1999-02)

**TAE SURPASSES 1,000 CAREER POINTS**

**Tae Hardy** moved past 1,000 career points on a 3-pointer early in the first half in the eventual 78-67 win against Wyoming on Dec. 21. He finished with 14 points in the contest, elevating his total to 1,010 career points between his time with East Carolina, Southern Miss and UTEP. More than 600 of those (610 points) have come with the Orange and Blue.

**SOLOMON APPROACHING THE MILESTONE AS WELL**

**Calvin Solomon** is 33 points away from 1,000 in his collegiate career. He enters Saturday's contest with 967 total points between his time with SFA and UTEP, including 421 with the Miners.

**HONORS AT THE INVITATIONAL**

**Zid Powell** was named the **Barry Kobren MVP** while **Tae Hardy** was voted as the Don Haskins Award Winner and **Otis Frazier III** was tabbed to the All-Tournament team after helping the Miners win the WestStar Don Haskins Sun Bowl Invitational for the first time since 2019.

**HONORS FROM CONFERENCE USA**

**Zid Powell** was named the Conference USA men's basketball Player of the Week, it was announced by the league office on December 27. Powell becomes the first Miner to garner the award since former standout Souley Boum on Jan. 31, 2022. He's also the initial UTEP player to be recognized with the honor in nonconference action since Bryson Williams on Dec. 9, 2019. He averaged team highs in points (21.0), rebounds (5.5 rpg) and assists (3.5 apg).

**PUTTING TWO STREAKS IN THE REARVIEW MIRROR**

UTEP ended two streaks in as many days with each of its victories at the WestStar Bank Don Haskins Sun Bowl Invitational. In the win against Norfolk State, the Miners trailed 58-56 with 5:02 remaining in regulation before fighting back for the 67-65 triumph. The Miners had lost 22 straight contests when trailing with five minutes left (prior win, 70-67, vs. Rice, 3/3/22). UTEP then followed that up by knocking off Wyoming, 78-67, after facing a deficit (26-25) at the break. The Miners had dropped 24 straight games when trailing at the half (prior win, 72-70, at Rice, 2/5/22).

**GET TO KNOW SEATTLE U**

Seattle U, which has produced back-to-back 20-win seasons, is on the way hitting that figure again. The Redhawks enter Saturday's contest at 7-5 on the year, including most recently besting LA Tech, 79-73, at home on Dec. 20. Seattle U has been incredibly competitive in its five defeats, which have come by a combined total of 16 points. That includes a one-point double-OT loss to Pac-12 member Washington (L, 100-99, 12/17), a two-point setback vs. Northern Arizona (L, 62-60, 11/15) and a three-point vanquishing at San Francisco (L, 62-59, 12/13). In fact, Seattle U's biggest differential in a loss was a six-point vanquishing (78-72) in its WAC opener at Utah Valley on Nov. 29. The Redhawks returned three starters and 10 letterwinners from last year's team that finished 20-12, including 11-7 in the WAC, and advanced to the WAC Tournament semifinals. The Redhawks also added four newcomers. Seattle U gets after it defensively, yielding only 66.2 points per game (second WAC/69th NCAA), helping it sport a +9.8 scoring margin (second WAC/83rd NCAA). It is especially stingy at guarding the 3-point shot, with foes making 28.5 percent (first WAC/36th NCAA) from distance. The Redhawks are also among the upper echelon in the league and national rankings for free throws made per game (15.7-fifth WAC/79th NCAA), free throw percentage (73.2-first WAC/96th NCAA) and turnovers forced per game (13.8-fourth WAC/98th NCAA). Individually, Seattle U has some of the top performers



in the WAC. Two-time All-WAC performer Cameron Tyson is the second-leading scorer (19.3 ppg-40th NCAA) in the league while Alex Schumacher paces it in assists (4.8 apg-66th NCAA) and Kobe Williamson tops it in blocks (1.8 bpg-50th NCAA). Tyson, the reigning WAC Player of the Week, also tops the team in steals (1.5-eighth WAC). Schumacher (13.0 ppg), Brandon Chatfield (11.1 ppg) and Williamson (10.4 ppg) join Tyson in double figures for scoring. No other player is above 7.0 ppg. Notable university alumni include Elgin Baylor (NBA Hall of Famer and GM). Famed actor Clint Eastwood enrolled at the school but did not attend after being drafted into the US military in 1951.

**SERIES HISTORY: UTEP LEADS, 6-5**

UTEP holds a 6-5 advantage all times against Seattle U, including 6-1 at home. Nine of the 11 match-ups occurred from 1966-69. One that immediately comes to the mind of Miner fans was a 74-72 defeat at Seattle U on March 5, 1966, which proved to be the only setback on the season for the Miners' 1966 NCAA Championship team. UTEP has peeled off three straight wins in the series, but the last meeting came during the 1996-97 campaign (W, 83-55, at UTEP, 12/8/96).



**GOING BACK IN TIME**

**Zid Powell** poured in a career-high 32 points (24 in second half) while **Otis Frazier III** (15 points, all in second half) and **Tae Hardy** (14 points) also hit doubles figures in scoring to help lead UTEP to a 78-67 victory against Wyoming in the championship contest of the 62nd-annual WestStar Don Haskins Center Sun Bowl Invitational on Dec. 21. The Miners, who had made the championship contest in each of **Joe Golding's** first two years, broke through to take the crown for the first time at 2019. The Orange and Blue were down, 26-25, at the break before erupting for 53 points over the final 20 minutes to roar past the Cowboys. UTEP drilled 48.0 percent (24-50) from the floor, took care of business at the charity stripe (26-35, 74.3 percent) and committed only 12 turnovers.

**SHUT DOWN TOP 3-POINT TEAM IN NATION**

UTEP limited the nation's top 3-point shooting team to just 5-22 (22.7 percent) from distance. The Cowboys entered the contest at 43.4 percent.

**2023-24 TEAM COMPARISON**

			
UTEP	CATEGORY	SEATTLE	
8-5	Record	7-5	
77.9	Scoring Offense	76.0	
69.5	Scoring Defense	66.2	
+8.4	Scoring Margin	+9.8	
46.4	Field Goal Pct.	45.4	
42.3	Field Goal Pct. Defense	41.3	
29.3	3-Pt. Field Goal Pct.	32.7	
30.4	3-Pt. Field Goal Pct. Defense	28.5	
5.2	3-Pt. Field Goal Made/Game	7.3	
68.0	Free Throw Pct.	73.2	
19.2	Free Throw Made/Game	15.7	
35.8	Rebound Avg.	36.3	
+2.4	Rebound Margin	+4.2	
14.8	Assists Avg.	13.9	
14.7	Turnovers Avg.	13.3	
11.3	Steals Avg.	6.7	
3.6	Blocks Avg.	3.3	

**2023-24 C-USA STANDINGS**

	CONFERENCE	OVERALL
Liberty	0-0	10-3
WKU	0-0	10-3
LA Tech	0-0	9-4
<b>UTEP</b>	<b>0-0</b>	<b>8-5</b>
Jax State	0-0	6-7
Sam Houston	0-0	6-7
Middle Tennessee	0-0	5-7
NM State	0-0	5-9
FIU	0-0	5-9

**UTEP IN THE RANKINGS**

**TEAM (TOP-100 NCAA TEAM RANKING)**

CATEGORY	VALUE	NCAA	C-USA
Bench scoring	26.1	82	6
Fastbreak scoring	19.8	2	1
Free throw attempts/game	28.2	3	1
Free throws made/game	19.2	10	1
Rebounds offensive/game	12.1	94	3
Steals/game	11.3	4	2
Three-point % defense	30.4	89	6
Turnover margin	3.7	31	1
Turnovers forced/game	18.4	4	1

**INDIVIDUAL (TOP-100 RANKING)**

NAME	CATEGORY	VALUE	NCAA	C-USA
Z. Powell	FT Attempts	72	58	2
C. Solomon	FT Attempts	65	94	3
Z. Powell	FT Makes	51	84	2
C. Solomon	FT Makes	49	98	3
T. Hardy	Steals/game	1.9	81	3
Z. Powell	Steals/game	1.9	81	3

**UTEP'S RECORD WHEN ...**

Overall	8-5
Against DI	5-5
Against Non DI	3-0
Playing in OT	0-0
Playing at home	7-1
Playing on the road	0-3
Playing on a neutral court	1-1
Playing during the day	0-2
Playing at night	8-3
Playing C-USA foes	0-0
Playing C-USA home games	0-0
Playing C-USA road games	0-0
Playing C-USA neutral games	0-0
Playing nonconference foes	7-5
Playing nonconference home games	7-1
Playing nonconference road games	0-3
Playing nonconference neutral games	1-1
Playing on Mondays	4-0
Playing on Tuesdays	0-0
Playing on Wednesdays	2-2
Playing on Thursdays	2-0
Playing on Fridays	1-0
Playing on Saturdays	0-2
Playing on Sundays	0-1
Playing in November	5-3
Playing in December	3-2
Playing in January	0-0
Playing in February	0-0
Playing in March	0-0
Playing in the Central time zone	0-1
Playing in the Eastern time zone	0-0
Playing in the Mountain time zone	7-1
Playing in the Pacific time zone	1-3
Shooting 50% or better	4-0
Shooting 40% or better	7-2
Shooting less than 40%	1-3
Opponent shoots 50% or better	0-2
Opponent shoots 40% or better	5-4
Opponent shoots less than 40%	3-1
Shooting better than opponent	6-1
Shooting equal or worse than opponent	2-4
Scoring first	6-1
Opponent scores first	2-4
Outrebounding opponents	5-1
Tied or outrebounded	3-4
Ahead at halftime	5-1
Behind at halftime	1-4
Tied at halftime	2-0
Ahead with 5:00 to play	7-0
Behind with 5:00 to play	1-4
Tied with 5:00 to play	0-1
Committing same or less turnovers	6-2
Committing more turnovers	2-3
Having 10 or more steals	6-2
Shooting better than 70% from the line	5-1
Scoring less than 70 points	1-3
Scoring between 70-79 points	3-0
Scoring between 80-89 points	1-1
Scoring between 90-99 points	1-0
Scoring 100 points or more	2-0
Allowing less than 70 points	4-3
Allowing between 70-79 points	4-1
Allowing between 80-89 points	0-1
Allowing between 90-99 points	0-0
Games decided by five points or less	2-2
Games decided by 6-10 points	1-1
Games decided by 11-19 points	2-0
Games decided by 20+ points	3-2
Bench outscores opponent's bench	6-1
Bench is tied or outscored by opponent's	2-4



### THAT'S MORE LIKE IT

After three straight opponents connected on at least 44 percent from the floor, including the first two at better than 50 percent, UTEP kept Wyoming to 34.0 percent shooting. That is a DI opponent season low (prior worst was 38.2 percent at LMU).

### PLAYING FROM AHEAD

The Miners led for 25 minutes, including the final 14 minutes of the contest. Wyoming made it a one-possession game five different times over those final 15 minutes, but the Orange and Blue answered every time.

### POWELL'S BIG GAME

**Zid Powell** erupted for a career-high 32 points in the win against Wyoming, aided by setting career bests for both free throws made (14) and attempted (18). The Buffalo transfer was especially strong in the second half, going off for 24 points after the break. He had 20 of those in the final 9:30, to hold off every rally by the Cowboys.

### LOCKED IN AT THE LINE

UTEP was a combined 53-72 (73.6 percent) at the charity stripe in the respective wins against Norfolk State (27-37, Dec. 20) and Wyoming (26-35, Dec. 20). It marks the first time since the 2013-14 season that the Miners have shot better than 70 percent at the line with a minimum of 35 attempts in both contests. That year UTEP was 29-39 (74.4 percent) against Western Illinois (12/28/13) and 26-36 (72.2 percent) vs. Denver (12/29/13). Coincidentally, that also happened in a Miners' championship run at the WestStar Don Haskins Sun Bowl Invitational.

### LIVING AT THE LINE LATELY

The Orange and Blue have made 25 free throws in three straight games, something that hasn't happened since a four-tilt stretch in conference action during the 2008-09 season. Overall, they have five such contests this year (4-1 record).

### GETTING OUR SHOTS OFF

Wyoming had one blocked shot in the game, marking the fifth straight contest that the opponent has recorded one block or less (four games one swat, one with none). It's the longest such streak since six consecutive games during the 2017-18 season (11/27/17-12/21/17), with a total of two blocks in that stretch (four tilts zero rejections, two with one). One direct impact for the Miners in the current sequence has been their increase of free throw attempts.

### OFFENSE RETURNING TO FORM

The Miners tallied 70+ points in each of the first five games on the year on the way to a 5-0 start. The next five contests, UTEP surpassed 70 points just once (1-4 mark). The Miners are 2-1 since, with two tilts of at least 78 points and another at 67.

### GOTTA CUT DOWN ON FOULS

UTEP has been whistled for at least 22 fouls in four straight games, including 33 (most since 2007-08 season) at ACU (12/17) and 28 vs. Wyoming (12/21). The Miners committed at least 22 fouls just twice over the first nine contests of the campaign. Furthermore, the four-game streak with 22 or more fouls is the longest since also having four in a row with that many infractions in the 2008-09 campaign. It happened during CUSA play (2/28/09-3/12/09).

### GET THE LEAD AND WE'RE PRETTY, PRETTY GOOD

UTEP is 5-1 on the season when leading at the half and a perfect 7-0 this year when holding an advantage with five minutes remaining in regulation. It's not a recent trend, with the Miners a combined 32-6 under head coach **Joe Golding** when leading at the break.

### TAKING CARE OF THE BALL LEADS TO WINS

The Miners are 6-2 this year when making the same or fewer amount of turnovers in a game against opponents. The two set-backs have come on the road, as both Oregon (18 turnovers, Dec. 9) and ACU (23 turnovers, Dec. 17) shot better than 50.0 percent from the floor to overcome the inability to take care of the ball.

### KEEP GUARDING THE TREY

Opponents are making only 30.4 percent (73-240) on 3-pointers, with seven foes held to 30.0 percent or worse. The 30.4 3-point percentage defense is fourth in CUSA and 89th nationally. The latest victim was Wyoming. Incredibly, the Miners kept the nation's top 3-point shooting team (43.4 percent entering the game) to only 22.7 percent (5-22) from beyond-the-arc.

### STEALS KEEP COMING

UTEP has registered at least seven steals in every contest on the campaign, including 10 or more eight times. UTEP's average of



11.3 steals per game rates second in the league and fourth in the country. The Miners tied the school record for steals with 288 last year, but they are on pace to smash that figure with 362 thefts.

### TAE DOING IT ALL

Senior **Tae Hardy** has done it all for the Miners thus far in 2023-24, including hitting the buzzer-beating 3-pointer against Cal on Nov. 20. He paces the team in scoring (15.2-second CUSA), minutes per game (31.8-second CUSA), 3-pointers made (26), attempted (65), percentage (40.0) and 3-pointers per game (2.0-seventh CUSA). Hardy is tied for the team lead with **Zid Powell** in steals (1.9-third CUSA/81st NCAA) while rating second in assists per game (2.9-12th CUSA). Hardy has reached double figures in scoring in all but one game (nine vs. Texas A&M-Corpus Christi, Nov. 29), including notching his second 20-point outing (season-high 22 points) at Abilene Christian on Dec. 17.

### OTIS STEPPING UP

Junior **Otis Frazier III** connected on 50.3 percent (81-161) from the floor last year while tallying 7.5 points per game in his first season with the Miners after transferring from George Mason. His shooting percentage this year a bit better (50-98, 51.0 percent), an impressive feat given his scoring output has jumped to 11.2 ppg (14th CUSA). He's also getting after it with 1.5 steals per game (tied eighth CUSA). He is doing a better job of getting to the charity stripe and knocking down shots once there. He's making 69.2 percent (36-52) after finishing at 40-63 from the line (63.5 percent) a season ago. He is fourth on the team in both free throws made and attempted. Frazier III has hit double figures in scoring for five of the past six games and nine times total this season.

### SOLOMON'S ALL-AROUND GAME

Senior **Calvin Solomon** is displaying the full arsenal of his abilities in 2023-24, ranking fourth on the team in scoring (8.7 ppg), rebounding (3.9 rpg), assists (1.9 apg-19th CUSA) and tied for third in steals (1.5 spg- tied eighth CUSA). He is also tied for the team lead in blocks (0.7-tied 13th CUSA). He has proven to be a team player by coming off the bench the past three games. He has recorded at least two steals six times. Solomon has also done an outstanding job of drawing contact and finishing at the free throw line once there. He is second on second on the team for both free throws made (49) and attempted (65). His 74.5 percent is the best among Miners with at least 20 attempts. It is also a vast improvement from his readout of 59.8 percent (76-127) last year.

### ZID'S AS ADVERTISED

Buffalo grad transfer **Zid Powell** is contributing across the board despite having battled through some injuries and foul issues at times. Powell leads the team in assists (3.4-eighth CUSA), free throws made (51-second CUSA/84th NCAA) and attempted (72-second CUSA/58th NCAA) and is tied for the top spot in steals (1.9-third CUSA/81st NCAA) while rating second on the squad for scoring (12.6 ppg-ninth CUSA) and rebounding (5.3 rpg-14th CUSA). Powell has had seven double-digit scoring efforts, including the top two games on the year by a Miner (career-high 32 vs. Wyoming, 12/20 and 23 vs. UC Santa Barbara, 11/13).

### KALU CONTROLLING THE BOARDS

**Kevin Kalu** has been all over the boards for the Miners in 2023-24. The junior is pulling down a team-high 5.9 rebounds per game (eighth CUSA). He is also seventh in CUSA for offensive boards per game (2.1) and tied eighth in defensive rebounds per game (3.8). He has recorded at least four boards in every game, including seven or more three times. Kalu has been an efficient scorer down low, nailing 27-44 attempts (61.4 percent), which is third on the team. Fouls have been an issue of late, as he has fouled out in two of the past three games. Overall, Kalu has fouled out a squad-most three times total on the year. Four other Miners have been sent packing early once.

### KEEPING A FAMILY TRADITION ALIVE

Freshman **David Terrell Jr.** is following in the footsteps of both his mom and dad by competing with the Miners. His mom (**Kiana Taylor**) was a standout on the women's basketball team at UTEP (1993-96, 97-98), finishing her career as the then school record holder for double-doubles (20) and the then second-leading scorer (1,134) and rebounder (676) in program history. His father, David, was an all-WAC performer for UTEP and played with the football team from 1994-96. Terrell Jr. has adapted well to the college game, rating third in the squad in assists per game (2.0-18th CUSA) and sixth in steals (1.0 spg).

### 3X CUSA FRESHMAN OF THE WEEK

UTEP forward **Elijah Jones** was voted as the Conference USA Freshman of the Week for each of the first three weeks of the year. He became the first Miner in program history to win three straight CUSA Freshman of the Week honors. Furthermore, he did it out of the gates to start his collegiate career. Jones is producing 6.0 ppg (second on back-ups/sixth on team) and 2.3 rpg (top among reserves). He is the most accurate free-throw shooter (min. 10 attempts) on the team by going 9-11 (81.8 percent). Jones also is second on the squad in 3-point percentage (5-13, 38.5 percent).

### GETTING TO THE LINE

The Miners' relentless drive toward to the paint (40.0 points in paint per game) and attacking the offensive glass (12.4 offensive

rebounds per game-third CUSA/86th) has led to them rating ninth in the country for free-throw attempts per game (26.7) and 24th nationally for free-throw makes per game (17.8). UTEP tops CUSA in both categories. The Miners have attempted at least 30 free throws in five contests, something that happened a total of six times last season. Most recently, UTEP had 36 attempts at Abilene Christian on Dec. 17.

### **POUNDING THE PAINT**

UTEP has demonstrated the ability to get points in the paint in 2023-24. Nearly half (492-1,013, 48.6 percent) of the Miners' points on the season have come in the paint. On the year, the Orange and Blue have a 492-370 advantage for points in the paint. That works out to 37.8 ppg in the paint for UTEP compared to 28.5 by foes.

### **LET'S GET OUT AND RUN**

The Miners are accounting for 19.8 fastbreak points per game, which is first in CUSA and second in the country. The Miners have tallied at least 12 points on the break in 12 of 13 contests this year, including a campaign-best 47 against USAO on Nov. 9. UTEP has a remarkable 257-137 cushion against opponents this season in the category, with the 19.8-10.5 ppg differential on average.

### **SHARING IS CARING**

UTEP is dishing out 16.3 assists per contest to rate third in CUSA and just outside the top-100 nationally (103rd). The Miners have surpassed 20 assists three times, including setting a school record with 33 in the opener vs. Division III opponent McMurry on Nov. 6. **Zid Powell** (3.4 apg-eighth CUSA) and **Tae Hardy** (2.9 apg-12th CUSA) lead the charge. Freshman **David Terrell Jr.** (2.0 apg-18th CUSA) and senior **Calvin Solomon** (1.9- tied 19th CUSA) have also been good at setting up teammates.

### **GIVE ME THAT BALL**

UTEP has notched at least seven steals in all 13 games, with double-digit totals eight times. That effort has led to it rating second in CUSA and eighth nationally at 11.3 thefts per game. Foes have committed 17 or more turnovers seven times, including ACU being forced into 23 giveaways (most by DI Miner opponent this year) on Dec. 17. The Miners' 18.4 turnovers forced per game is first in CUSA and fourth in the country.

### **LOTS ARE CAUSING PROBLEMS FOR OPPOSITION**

UTEP has four players in the top 10 of Conference USA for steals per game, with each of those individuals also comprise the top-four scorers for the Miners as well. **Zid Powell** (1.9-tied third CUSA/81st NCAA) and **Tae Hardy** (1.0-tied third CUSA/81st NCAA) lead the way. **Calvin Solomon** (1.5-tied eighth CUSA) and **Otis Frazier III** (1.5-tied eighth CUSA) round out the list. WKU (two) is the only other league member with multiple players among the top 10 in the conference for thefts. Last season, Solomon joined **Randy Culpepper** and Hall of Famer **Tim Hardaway** as the lone Miners in program history to average at least 2.0 steals per game.

### **HIGH-OCTANE BENCH**

UTEP's reserves have helped the Miners put up 77.9 points per game (third CUSA), with the bench accounting for 26.1 ppg (sixth-CUSA/82nd NCAA). Overall, the Miners hold a 339-291 differential in reserve scoring. That works out to a 26.1-22.4 advantage per contest.

### **WHO IS PUTTING UP THE POINTS**

Heading into Saturday's contest vs. Wyoming, three Miners are accounting for double figures in scoring on average while three others are between 6.0 ppg and 9.0 ppg. Senior **Tae Hardy** (15.2 ppg-second CUSA) leads the way. Buffalo transfer **Zid Powell** (12.6 ppg-ninth CUSA) and junior **Otis Frazier III** (11.2 ppg-14th CUSA) join him in double digits on average. Senior **Calvin Solomon** (8.7 ppg), JUCO Honorable-Mention All-American (Tyler JC) **Corey Camper Jr.** (7.6 ppg) and three time CUSA Freshman of the Week **Elijah Jones** (6.0 ppg) have also been consistent threats. Aiding the balanced approach were eight different Miners (most on record) hitting double figures in scoring in the 120-71 season-opening win against McMurry on Nov. 6.

### **SAME GOES FOR PLAYING TIME**

Ten different Miners have earned double figures in playing time on average, including seven who have played in every contest. **Tae Hardy** (31.8 mpg-second CUSA) is the only one on the squad to be earning more than 30.0 minutes per contest. In fact, no one other than Hardy is even above 25.0 mpg. **Zid Powell** (25.8 mpg) and **Otis Frazier III** (25.6 mpg) are the only others above 25.0 mpg.

### **UTEP IN THE RANKINGS**

UTEP leads Conference USA in five major stat categories while placing second in the league in two others. The Miners top the league in fastbreak scoring (19.8-second NCAA), free throw attempts per game (28.2-1-third NCAA), free throws made per game (19.2-10th NCAA), turnover margin (3.7-31st NCAA) and turnovers forced per game (18.4-fourth NCAA). The Orange and Blue are second in CUSA for field-goal percentage (46.4) and steals per game (11.3-fourth NCAA).



## DERICK HARDLY MISSES

**Derick Hamilton** hasn't attempted enough field goals per game to qualify nationally for field-goal percentage, but he has done enough to show off his talents thus far in 2023-24. Hamilton is 14-21 from the floor in 53 total minutes of action. That was aided by starting the season 12-12. The high-percentage shooting shouldn't come as a surprise given he was 22-33 last year (66.7 per cent) in 20 appearances.

## DIFFERENT MONTH, DIFFERENT PACE

After playing a total of eight games in November (most since 2013-14) in a 24-day span (average one contest every three days), the Miners are in the midst of a more reasonable pace in December. UTEP has just six games (3-2 thus far) in the month, including playing just twice from Dec. 5 through Dec. 19.

## FIVE TIMES THIS CENTURY

The Miners got out of the gates at 5-0 this year before dropping their last two games, including most-recently, 67-47, at LMU on Nov. 25. It marked the fifth time since 2000 that the Orange and Blue had posted a start of at least 5-0. It happened previously in 2019-20 (5-0), 2015-16 (6-0), 2009-10 (5-0) and 2000-01 (6-0).

## TAE CALLED GAME AGAINST CAL

UTEP defeated Cal, 75-72, on Nov. 20, in a wild and memorable finish. After a couple of missed free throws by **Tae Hardy** (was 7-7 to that point), the Bears tied the game at 72 with a 3-pointer from Jalen Cone with six seconds left. Rather than sulk, **Otis Frazier III** inbounded the ball to **Zid Powell**, who raced up the court. He then dished it to Hardy, whose 3-point attempt spun around the rim before dropping through for the buzzer-beating victory. It was his lone 3-point try of the night.

## FIRST BUZZER BEATER SINCE 2021-22

When **Tae Hardy** beat the clock, it marked the Miner's first buzzer beater since **Alfred Hollins's** tip-in as the horn sounded in a 70-68 triumph against Florida Atlantic on Jan. 27, 2022.

## GOT IT DONE VS. POWER PROGRAM

UTEP took down Pac-12 member Cal, 75-72, on Nov. 20, thanks to the heroics of **Tae Hardy's** buzzer beater. It marked the initial win against a Power Five program under head coach **Joe Golding** and first since knocking off Arizona State on the road, 76-63, on Dec. 16, 2020.

## BESTING A POWER PROGRAM ON A NEUTRAL COURT

UTEP's win against Cal marked the first time that it bested a Power Six program (Power Five + Big East) at a neutral site since taking out Xavier (Big East) on Nov. 28, 2014. It was also the initial occasion to defeat a Power Five foe in a neutral match-up since toppling SEC foe Tennessee, 78-70, on Nov. 28, 2013, in the Battle 4 Atlantis at Paradise Island, Bahamas.

## TAKING OUT A PRESEASON FAVORITE

UC Santa Barbara has been to two of the past three NCAA Tournaments and set a school record for wins (27) last year, but the Miners weren't intimidated. UTEP led for 25 minutes, including never trailing in the second half, on the way to taking out the in the 2023-24 preseason favorites in the Big West, 89-76, on Nov. 13.

## FIVE TIMES THIS CENTURY

The Miners got out of the gates at 5-0 this year dropping consecutive contests. It marked the fifth time since 2000 that the Orange and Blue had posted a start of at least 5-0. It happened previously in 2019-20 (5-0), 2015-16 (6-0), 2009-10 (5-0) and 2000-01 (6-0).

## TALKING 100-POINT GAMES

UTEP finished with the second-most points (120, now third) in program history in the win vs. McMurry on Nov. 6. The Miners followed that up with a school-record 123 points in routing USAO. It was the first time UTEP started a season with consecutive 100+ point showings. In fact, the only other time the Orange and Blue ever posted back-to-back 100-point games came during the 1968-69 season when they blasted Montana (103-90, 12/28/68) and then drilled Tahoe Paradise (109-63, 1/2/69). Prior to the outbursts this year, the Miners hadn't topped 100 since besting Rice, 101-89, on Jan. 8, 2021. UTEP now stands at 33-2 all time when surpassing 100 points in a contest, including 31-0 in El Paso (22-0 at the Haskins Center). UTEP has won 18 straight games when hitting the century mark.

## AN OFFENSIVE EXPLOSION TO BEGIN THE YEAR

The Miners enjoyed a three-game scoring stretch with at least 89 points to begin the year. The last time UTEP did so at any point

in the season was 14 years ago. That year, the Orange and Blue also had a three-contest span (12/19/09-12/28/09). Making this season's effort stand out a bit is that the Miners had back-to-back 100-point outings for just the second time in school history. It also happened in 1968-69.

## DUST OFF THE RECORD BOOKS

UTEP dented the record book in the first two games of the season.

- School-record 123 points vs. USAO (11/9) and third-most points (120) vs. McMurry (11/6). The 243 points are the most in a two-contest span in program history.
- Dished out a program-best 33 assists vs. McMurry, smashing the prior standard of 29.
- School-record 50 field goals vs. McMurry, crushing the previous mark (46) that had happened in both 1979 (vs. Illinois Tech, 12/22/79) and in 1966 (vs. NM State, 2/1/66).
- Second-most second-half points (71) at the school vs. USAO and tied for seventh-highest total (61) after the break against McMurry.
- Tied for fourth-most first-half points (59) against McMurry.
- Won back-to-back games by at least 49 points for first time ever, including tying for the seventh-biggest margin of victory (51) vs. USAO (W, 123-71).
- Posted 19 steals vs. McMurry, tying as the third most at the school, while the 18 thefts against USAO earned a share of fifth place.

## STAYED HOME EARLY

UTEP played four straight (4-0) to start the season at home, something that hadn't happened since the 2019-20 campaign when it had five consecutive home games out of the gate (5-0 record). That included knocking off rivals NM State and New Mexico within the span of a week that year.

## THE BEST FANS IN CONFERENCE USA

UTEP led Conference USA in attendance last year in both total number of fans (81,941) and average attendance (4,552). It marked the second straight season that the Miners paced CUSA in at least one of those categories. Last year, UTEP's advantage for per-game average was noticeable, with WKU more than 500 fans behind on average at 4,026. The Miners are off to a good start in the area in 2023-24, leading the league for total fans (36,118) and placing second in average attendance (4,515).

## MORE THAN A MILLION FANS

UTEP has attracted more than one million fans to the Don Haskins Center over the past decade. A total of 1,116,176 individuals have passed through the turnstiles from the beginning of the 2012-13 campaign to the end of the 2022-23 season. That figure makes the Miners the only school out of the nine members in Conference USA to have topped one million fans in that timeframe.

## HOME COOKING

UTEP is in search of its fifth straight season with at least 10 wins at home. The Miners compiled 11 victories at the Haskins Center last year, including going 3-0 at the inaugural Jim Forbes Classic Presented by Speaking Rock to claim the crown. The Orange and Blue are 7-1 on the year at home this season, with the lone setback coming against back-to-back Southland Conference Tournament Champions Texas A&M-Corpus Christi on Nov. 29.

## ROSTER RUNDOWN

UTEP returned its leading scorer (**Tae Hardy**-12.8 ppg, 2.7 rpg, 1.2 spg) and rebounder (**Calvin Solomon**-6.0 rpg, 9.6 ppg, 2.0 apg, 2.0 spg) from last year's team. Overall, the Miners brought back 54.3 percent of their scoring and 50.5 percent of their rebounding. It is a stark difference from the situation the Orange and Blue faced going into the 2022-23 campaign, when they had just 20.8 percent of the rebounding and 11.1 percent of the scoring back. UTEP has seven lettermen in the fold, including three starters (Hardy, Solomon and **Otis Frazier III**; 7.5 ppg, 4.1 rpg). **Jon Dos Anjos** (4.2 ppg, 1.5 rpg), **Derick Hamilton** (2.7 ppg, 1.4 rpg), **Antwon Holmes** and **Kevin Kalu** are the other returning lettermen. The Miners landed six newcomers, including junior-college All-American **Corey Camper Jr.** (19.9 ppg, 5.0 rpg, 3.0 apg at Tyler JC) and DI transfers **Zid Powell** (13.0 ppg, 4.1 rpg, 2.7 apg, 1.9 spg at Buffalo) and **Baylor Hebb** (Colorado State). UTEP also has a pair of true freshmen (**Trey Horton III**, **David Terrell Jr.**) and another JUCO transfer (**Sebastian Cole**). **Garrett Levesque** (Tarleton State) and **Elijah Jones** (ECU) have also made their respective Miner debuts after redshirting the 2022-23 campaign.

## DI EXPERIENCE

UTEP has ample DI experience across its roster, with a combined 454 games played (210 starts) among the Miners as of the beginning of the 2023-24 season. **Calvin Solomon** leads with way with 114 appearances (88 starts).



## PRESEASON HONORS

UTEP seniors **Tae Hardy** and **Calvin Solomon** were tabbed to the 2023-24 CUSA All-Preseason Team in a vote by the league's nine head coaches. The Miners joined Middle Tennessee and WKU as the only programs in the conference to have a pair of members on the squad.

## NEW-LOOK LEAGUE

UTEP joined Conference USA as the newest school in the league for the 2005-06 campaign. It entered the 2023-24 season as the most-tenured member. The 11 programs who were part of CUSA when the Miners moved to it have since departed to other conferences. Joining UTEP as returning league members are FIU, LA Tech, Middle Tennessee and WKU while Jax State, Liberty, NM State and Sam Houston are all in their first year.

## CUSA IS UP FOR GRABS

UTEP was predicted to finish fifth in Conference USA in 2023-24, but it's anyone's guess as to who will take home the regular season crown this season with so much turnover in the league. Five of the top six teams from the standings a year ago have departed for other conferences, including regular season and tournament champion Florida Atlantic. FAU made waves nationally by making a run to the Final Four in the NCAA. The second (North Texas) and third-place (UAB) teams squared off in the NIT finale, and fifth-place Charlotte won the CBI. In fact, only one team (Middle Tennessee) that finished among the top six in the regular season last year is back. Incidentally, the Blue Raiders and newcomer Liberty were picked to win the league, followed by WKU (third), LA Tech (fourth), the Miners (fifth), Sam Houston (sixth), FIU (seventh), NM State (eighth) and Jax State (ninth).

## A YEAR IN REVIEW

- UTEP had a new-look squad in 2022-23 with head coach **Joe Golding** having to overhaul the roster after the Miners returned just one starter and three letterwinners total from a 20-win team a year prior.
- The Orange and Blue managed a 14-18 record, including a 67-64 victory against NM State on Nov. 12, 2022, for their first win against the Aggies in three years. That was the start of a five-game winning streak, which was aided by back-to-back OT triumphs.
- The five straight victories in November were the longest in the month in four years, which was aided by a mark of 3-0 in the inaugural Jim Forbes Classic Presented by Speaking Rock.
- The Miners came within a point of winning the WestStar Don Haskins Sun Bowl Invitational, falling 47-46 to eventual NCAA Tournament participant Kent State on Dec. 22, 2022. UTEP experienced a tough 1-4 stretch early in league play, with those four setbacks by a combined 14 points.
- UTEP remained resilient on the way to forging seven league triumphs, capped by a 77-65 "Senior Day" triumph against Middle Tennessee on March 4, 2023.
- The Orange and Blue tied the single-season school record for overtime games at five, matching the 1994-95 and 2011-12 teams. All five of the OT games were in the regular season, which are the most ever at the school. Both the 1994-95 and 2011-12 Miners had in four OT games during the regular season and one postseason OT tilt.

## THE BASIC FACTS ON UTEP

- This is the 103rd season of UTEP men's basketball. The Miners made history by starting five African-Americans to defeat Kentucky, 72-65, and win the 1966 NCAA Championship on the way to inspiring the Disney hit movie *Glory Road*.
- UTEP has 17 NCAA Tournament appearances (last in 2010), 11 NIT bids (last in 2015), 12 conference championships (last in 2010) and 26 seasons with at least 20+ victories (last in 2015). The Miners have won five league tournaments (last in 2005).
- The Miners have a strong presence in the Naismith Memorial Basketball Hall of Fame with **Don Haskins**, **Nate Archibald**, **Nolan Richardson**, the **1966 team** and **Tim Hardaway** all representing UTEP.

## GET TO KNOW COACH GOLDING

**Joe Golding** is in his third year at UTEP and is the 20th head coach in program history. He is the eighth head coach for the Miners since legendary Hall of Fame Coach **Don Haskins** retired following the 1998-99 season. Golding is 200-181 in his 13th season as a collegiate head coach, including 42-37 at UTEP. Those 42 wins already place him ninth at the school, having passed current Texas head coach **Rodney Terry** (37) with the triumph vs. Austin Peay on Nov. 17. **Jason Rabedeaux** (46 wins, 1999-02) is Golding's next target. Golding could possibly climb to sixth place by year's end. In 2021-22, Golding became the fourth head coach (20 total) in program history to have a winning season in their first year on the sideline. **Don Haskins** was the first when he directed the Miners to a mark of 18-6 in 1961-62. **Doc Sadler** (27-8, 2004-05) and **Tim Floyd** (25-10, 2010-11) also achieved the feat. Overall, the prior 19 head coaches combined to forge an average record of 9-13 in their first year with UTEP. Previously Golding spent 10 years at Abilene Christian (158-144), helping it transition from a Division II to a Division I program. Golding led the Wildcats to the 2019 and 2021 NCAA Tournaments, including a stunning upset as a 14-seed of third-seeded Texas in the first round of the 2021 Big Dance.

## UP NEXT

UTEP will play its first game in 2024 when it competes at I-10 rival NM State for the Conference USA opener for both squads at 7 p.m. MT on Jan. 4. The game will air nationally on CBS Sports Network and broadcast in El Paso on 600 ESPN El Paso.

# GAME 14 UTEP vs Seattle U 2023-24 ROSTERS

## NUMERICAL

NO.	NAME	POS	HT	WT	CL	EXP	HOMETOWN (PREVIOUS SCHOOL)
0	Zid Powell	G	6-4	204	SR	TR	Philadelphia, Pa. (Buffalo)
1	Jon Dos Anjos	F	6-8	205	SR	1L	Curitiba, Brazil (Florida SouthWestern College)
2	Tae Hardy	G	6-3	190	SR	1L	Ellenwood, Ga. (Southern Miss)
3	Baylor Hebb	G	6-2	185	JR	TR	Colleyville, Texas (Colorado State)
4	Corey Camper Jr.	G	6-5	185	JR	TR	Little Rock, Ark. (Tyler JC)
5	David Terrell Jr.	G	6-4	190	FR	HS	Dallas, Texas (Mansfield Summit HS)
11	Trey Horton III	G	6-5	208	FR	HS	Charlotte, N.C. (Providence Day School)
13	Calvin Solomon	F	6-7	205	SR	1L	Houston, Texas (Stephen F. Austin)
15	Antwonnie Holmes	G	6-3	170	SO	1L	El Paso, Texas (Chapin HS)
20	Garrett Levesque	G	6-6	205	JR	RS	El Paso, Texas (Tarleton State)
21	Sebastian Cole	G	6-1	170	JR	TR	Aurora, Colo. (Otero College)
23	Otis Frazier III	G/F	6-6	212	JR	1L	Buckeye, Ariz. (George Mason)
32	Derick Hamilton	F	6-10	270	JR	1L	Baton Rouge, La. (Bossier Parish CC)
33	Elijah Jones	F	6-8	205	FR	RS	Pleasantville, N.J. (East Carolina)
34	Kevin Kalu	F	6-9	238	JR	2L	Baltimore, Md. (Our Lady of Mount Carmel School)

## ALPHABETICAL

NO.	NAME	POS	HT	WT	CL	EXP	HOMETOWN (HS/PREVIOUS SCHOOL)
4	Corey Camper Jr.	G	6-5	185	JR	TR	Little Rock, Ark. (Tyler JC)
21	Sebastian Cole	G	6-1	170	JR	TR	Aurora, Colo. (Otero College)
1	Jon Dos Anjos	F	6-8	205	SR	1L	Curitiba, Brazil (Florida SouthWestern College)
23	Otis Frazier III	G/F	6-6	212	JR	1L	Buckeye, Ariz. (George Mason)
32	Derick Hamilton	F	6-10	270	JR	1L	Baton Rouge, La. (Bossier Parish CC)
2	Tae Hardy	G	6-3	190	SR	1L	Ellenwood, Ga. (Southern Miss)
3	Baylor Hebb	G	6-2	185	JR	TR	Colleyville, Texas (Colorado State)
15	Antwonnie Holmes	G	6-3	170	SO	1L	El Paso, Texas (Chapin HS)
11	Trey Horton III	G	6-5	208	FR	HS	Charlotte, N.C. (Providence Day School)
33	Elijah Jones	F	6-8	205	FR	RS	Pleasantville, N.J. (East Carolina)
34	Kevin Kalu	F	6-9	238	JR	2L	Baltimore, Md. (Our Lady of Mount Carmel School)
20	Garrett Levesque	G	6-6	205	JR	RS	El Paso, Texas (Tarleton State)
0	Zid Powell	G	6-4	204	SR	TR	Philadelphia, Pa. (Buffalo)
13	Calvin Solomon	F	6-7	205	SR	1L	Houston, Texas (Stephen F. Austin)
5	David Terrell Jr.	G	6-4	190	FR	HS	Dallas, Texas (Mansfield Summit HS)

**HEAD COACH:** Joe Golding (Abilene Christian '99)

**ASSOCIATE HEAD COACH:** Jeremy Cox (Mesa State College '91) **ASSISTANT COACHES:** Earl Boykins (Eastern Michigan '98), Bryen Spriggs (Slippery Rock University '10)

**CHIEF OF STAFF:** Austin Cox (Southern Miss '16) **ASSISTANT COACH** Kevin Kaerwer (Central College '14)

**ASSISTANT COACH:** Rian Stubbs (Hardin-Simmons '13)

### STARTERS RETURNING (3)

#	NAME	POS.	CL.
23	Otis Frazier III	G/F	Jr.
2	Tae Hardy	G	Sr.
13	Calvin Solomon	F	Sr.

### STARTERS LOST (2)

#	NAME	POS.	CL.
13	Shamar Givance	G	Sr.
21	Ze'Rik Onyema	F	Jr.

### LETTER WINNERS RETURNING (7)

#	NAME	POS.	CL.
1	Jon Dos Anjos	F	Sr.
23	Otis Frazier III	G/F	Jr.
32	Derick Hamilton	F	So.
2	Tae Hardy	G	Sr.
15	Antwonnie Holmes	G	So.
34	Kevin Kalu	F	Jr.
13	Calvin Solomon	F	Sr.

### LETTER WINNERS LOST (6)

#	NAME	POS.	CL.
13	Shamar Givance	G	Sr.
11	Carlos Lemus	G	So.
4	Mario McKinney Jr.	G	Jr.
21	Ze'Rik Onyema	F	Jr.
12	Jamari Sibley	G	r-So.
3	Malik Zachery	G	Jr.

### REDSHIRTS RETURNING (2)

#	NAME	POS.	CL.
20	Garrett Levesque	G	Jr.
33	Elijah Jones	F	R-Fr.

### NEWCOMERS (6)

#	NAME	POS.	CL.
4	Corey Camper Jr.	G	Fr.
21	Sebastian Cole	G	Jr.
3	Baylor Hebb	G	Jr.
11	Trey Horton	G	Fr.

0	Zid Powell	G	Sr.
5	David Terrell Jr.	G	Fr.

### RETURNING STAT LEADERS

**POINTS:** Tae Hardy\* (12.8 ppg)  
**REBOUNDS:** Calvin Solomon\* (6.0 rpg)  
**ASSISTS:** Calvin Solomon (2.0 apg)  
**BLOCKS:** Calvin Solomon (0.4 bpg)  
**FG%:** Tae Hardy\* (43.0%)  
**3FG%:** Tae Hardy\* (32.4%)  
**FT%:** Tae Hardy (63.3%)

\*Led 2022-23 team

Minimum 4.5 FG made/game  
 3-point% based on made/game  
 Minimum 2.0 FT made/game

### PRONUNCIATIONS

Jon **DOS ANJOS** - DOCE AHN-JOCE

Kevin **KALU** - CAL-ooH

Garrett **LEVESQUE** - Luh-VECK

**TAE** Hardy - Tay





# UTEP Head Coach

# Joe GOLDING

Abilene Christian '99

Third Season at UTEP  
25<sup>th</sup> Season as a Coach

Joe Golding, who led Abilene Christian to the NCAA Tournament in two of his final three seasons with the program and an upset win over third-seed Texas in the 2021 "Big Dance" was appointed the 20th head coach in UTEP men's basketball history on April 13, 2021.

In 2022-23 he had to overhaul the roster after the Miners returned just one starter and three letterwinners total from a 20-win team a year prior. UTEP managed a 14-18 record, including a 67-64 victory against NM State on Nov. 12 for its first win against the Aggies in three years. That was the start of a five-game winning streak, which was aided by back-to-back OT triumphs. UTEP's five straight victories in November were the longest in the month in four years, which was aided by a mark of 3-0 in the inaugural Jim Forbes Classic Presented by Speaking Rock.

The Miners came within a point of winning the WestStar Don Haskins Sun Bowl Invitational, falling 47-46 to eventual NCAA Tournament participant Kent State on Dec. 22. UTEP experienced a tough 1-4 stretch early in league play, with those four setbacks by a combined 14 points. The Miners remained resilient on the way to forging seven league triumphs, capped by a 77-65 "Senior Day" triumph against Middle Tennessee on March 4.

Golding experienced immediate success in his first year on the sidelines with the Orange and Blue, directing the Miners to their first 20-win season (20-14) since going 22-11 in 2014-15. UTEP earned a spot in The Basketball Classic for its first postseason appearance since 2015. The Miners defeated Western Illinois, 80-54, on March 19 for their first postseason win since 2009. UTEP was 11-7 in league play, securing the first winning record in conference action since forging a mark of 12-6 in 2016-17. That was aided by winning 10 of 14 down the stretch, including halting back-to-back C-USA West Division Champion North Texas' 15-game winning streak, 70-68, on "Senior Day" on March 5. The Miners then went on to defeat Old Dominion, 74-64, on March 9 for their first victory at the C-USA Championships in five years.

Golding's charges achieved notable success on the road, compiling their most road wins (seven) since going 8-2 in 2013-14. UTEP (5-4) had its first winning record on the road in league play since 2016-17, and the five league road wins surpassed its total (four) of such games from the prior three seasons combined.

The Miners registered their first road win at LA Tech since 2004, at New Mexico since 2009, at ODU since 2015 and at UTSA since 2015. They also secured the first road sweep of the LA Tech and Southern Miss trip in six years.

UTEP enjoyed a six-game winning streak in conference play (Jan. 15 to Feb. 5), which was the longest since also posting six straight C-USA victories in 2016.

With the Miners finishing at 20-14, Golding joined Don Haskins (18-6, 1961-62), Doc Sadler (27-8, 2004-05) and Tim Floyd (25-10, 2010-11) as the only coaches in program history to have a winning season in their first year on the sidelines. Overall, the prior 19 head coaches combined to forge an average record of 9-13 in their first year with UTEP. Individually, Souley Boum (second team) and Jamal Bieniemy (third team) both earned All-Conference USA accolades. Boum was also a NABC All-District honoree.

Golding, 48, performed a remarkable turnaround at ACU after shepherding the Wildcats' transition from Division II to Division I. He guided the Wildcats to a record of 158-144 in 10 seasons at the helm of the program (2011-2021), including a 71-23 mark over the last three years. ACU chalked up three consecutive 20-win seasons, finishing with a 27-7 mark in 2018-19, the most wins in program history. ACU finished 20-11 overall and 15-5 in league play during the 2019-20 season before the postseason was canceled due to the emergence of the COVID-19 pandemic. It marked just the second time in program history that the team put together back-to-back 20-win seasons including the postseason; the first came during coach Golding's playing days.

Golding directed ACU to a 24-5 overall record and a 13-2 Southland Conference mark during the 2020-21 campaign. The Wildcats claimed the Southland Conference tournament title, and the first NCAA Tournament win in program history when #14 seed ACU shocked the heavily favored Longhorns, 53-52, in the first round on March 20. Golding was named the NABC District 22 co-Coach of the Year, while Koltan Kohl was selected to the All-District 22 first team. Kohl was also named to the 2020-21 All-Southland Conference first team, while Joe Pleasant earned second team All-League honors and Coryon Mason garnered third team recognition. Damien Daniels, Reggie Miller and Mason were also tabbed to the league All-Defensive team.

Golding, who played point guard at ACU from 1994-98, took over as the head coach at his alma mater in 2011. In his first season, the Wildcats were 12-16 overall and 4-14 in the Lone Star Conference. ACU began competing at the Division I level during the 2013-14 season. Four years later, they reached the postseason (College Insider Tournament) and, the year after that, they were in the Big Dance.

Golding's teams have also excelled in the classroom with a perfect 1,000 Academic Progress Rate (APR) in each of the last four years, and a 3.2 grade point average this season. Every one of his players who exhausted their eligibility graduated from ACU. Golding's first coaching job was as a varsity assistant at South Garland High School, where he helped the team to back-to-back Class 5A playoff appearances. He spent the 2001-02 season as an assistant coach at Seminole Junior College before taking the head coaching job at Sachse High School. During the program's first years at the 5A level, Golding led the team to a 15-14 record in 2002-03 and an 18-10 mark in 2003-04. Golding spent the 2004-05 season as an assistant coach at Collin County Community College, and the next three seasons (2005-08) as the top assistant to head coach Jason Copeland at ACU before joining head coach Steve Shields' staff at Arkansas Little Rock. His three years at UALR (2008-11) produced a Sun Belt Conference title and an appearance in the NCAA Tournament.

Golding was a four-year letterwinner at ACU from 1994-98, playing in all 108 games, and was given the Teague Point Guard Award as a senior. He shot 46 percent from the floor over his four-year career, and averaged 4.2 assists per game. He graduated from ACU with a bachelor's degree in exercise and sport science in May of 1999.

Golding and his wife, Amanda, have two sons, Cason and Chase.

## Golding File

### Personal

**Hometown:** Wichita Falls, Texas

### Education

**College:** Abilene Christian

### Playing Experience

**1994-98:** Abilene Christian

### Coaching Experience

**2021-Present:** UTEP

Head Coach

**2011-21:** Abilene Christian

Head Coach

**2008-11:** Arkansas-Little Rock

Assistant Coach

**2005-08:** Abilene Christian

Assistant Coach

**2004-05:** Collin County CC

Assistant Coach

**2002-04:** Sachse HS

Head Coach

**2001-02:** Seminole JC

Assistant Coach

**1999-01:** South Garland HS

Assistant Coach

### Career Record:

**Overall:** 200-181 (13th year)

**At UTEP:** 42-37 (Third year)

### COACH GOLDING VS...

<b>Abilene Christian</b> .....	<b>0-1</b>
Air Force .....	1-0
Alcorn State .....	1-0
Angelo State .....	3-1
Arkansas .....	0-1
Arkansas Pine Bluff .....	1-0
Arkansas State .....	1-1
Arlington Baptist .....	6-0
<b>Austin Peay</b> .....	<b>2-0</b>
Bacone .....	1-0
Boise State .....	0-1
Bowling Green .....	1-0
<b>Bradley</b> .....	<b>0-2</b>
<b>Cal</b> .....	<b>1-0</b>
Campbell .....	2-0
Cameron .....	0-4
Central Arkansas .....	9-4
Champion Christian .....	1-0
Charleston Southern .....	1-1
Charlotte .....	1-2
Colorado State .....	0-1
CSU Bakersfield .....	1-0
Dallas Baptist .....	2-2
Dallas Christian .....	3-0
Denver .....	1-0
DePaul .....	0-1
Drake .....	0-2
Drexel .....	0-1
Duquesne .....	0-2
East Central .....	1-0
Eastern New Mexico .....	1-3
Elon .....	1-0
ETSU .....	1-0
Florida A&M .....	2-0

Florida Atlantic .....	1-2
<b>FIU</b> .....	<b>3-0</b>
Florida Tech .....	1-0
Grand Canyon .....	0-1
Hardin-Simmons .....	1-0
Houston Baptist .....	9-3
Hillsdale Baptist .....	3-0
Houston .....	0-1
Howard Payne .....	6-0
Incarnate Word .....	10-10
Iowa .....	0-1
Jarvis Christian .....	1-0
Kansas .....	0-1
Kent State .....	0-1
Kentucky .....	0-1
Lamar .....	10-3
Lipscomb .....	0-2
Loyola Chicago .....	0-1
<b>LA Tech</b> .....	<b>2-2</b>
<b>LMU (Calif.)</b> .....	<b>0-1</b>
Marshall .....	0-1
Maryland .....	0-1
<b>McMurry</b> .....	<b>3-0</b>
McNeese State .....	4-3
<b>Middle Tennessee</b> .....	<b>1-3</b>
Midwestern State .....	0-4
Nebraska .....	0-1
New Hampshire .....	1-1
New Mexico .....	1-1
<b>NM State</b> .....	<b>1-3</b>
New Orleans .....	5-4
Nicholls .....	4-4
NC A&T .....	1-0
NC Central .....	1-0
<b>Norfolk State</b> .....	<b>1-0</b>
Northern New Mexico .....	5-0
Northwestern State .....	5-2
North Texas .....	1-3
Oakland .....	0-1
Oklahoma .....	0-1
Old Dominion .....	2-0
Omaha .....	1-0
Open Bible College .....	2-0
Oral Roberts .....	0-1
<b>Oregon</b> .....	<b>0-1</b>
Pacific .....	2-0
Paul Quinn College .....	1-0
Pepperdine .....	0-2
Portland .....	0-1
Randall .....	2-0
Rice .....	2-2
Rollins (Fla.) .....	0-1
Sacramento State .....	1-1
<b>Sam Houston</b> .....	<b>5-10</b>
San Francisco .....	0-1
Schreiner .....	4-0
SE Louisiana .....	6-9
SE Missouri State .....	2-0
SFA .....	4-8
SMU .....	0-1
South Carolina State .....	1-0
Southwest Adventist .....	3-0
Southern Miss .....	2-0
Southern Utah .....	0-1
St. Bonaventure .....	0-1
Sul Ross State .....	2-0
Tarleton State .....	1-4
TCU .....	0-2
Texas .....	1-1
<b>Texas A&amp;M CC</b> .....	<b>7-10</b>
Texas A&M Commerce .....	2-2
Texas A&M International .....	0-1
Texas A&M Kingsville .....	1-3
Texas State .....	1-1
Texas Tech .....	0-3
Towson .....	0-1
Truman State .....	1-0
Tulsa .....	0-1
UAB .....	0-4
UCLA .....	0-1
UC Riverside .....	1-3
<b>UC Santa Barbara</b> .....	<b>1-0</b>
University of the Southwest .....	1-0
UNLV .....	0-1
<b>USA</b> .....	<b>1-0</b>
UTSA .....	6-3
USC Upstate .....	0-1
UTPB .....	2-0
West Alabama .....	0-1
West Texas A&M .....	1-3
Western Illinois .....	1-0
<b>WKU</b> .....	<b>0-3</b>
<b>Western New Mexico</b> .....	<b>3-0</b>
Wichita State .....	0-1
<b>Wyoming</b> .....	<b>1-0</b>
Xavier .....	0-1
York (Nebraska) .....	1-0

2023-24 opponents are in **BOLD**



# CAREER HIGHS

## #4 COREY CAMPER JR.

PTS: \_\_\_\_\_ 17, USAO (11/9/23)  
 REB: \_\_\_\_\_ 5, at Oregon (12/9/23)  
 AST: \_\_\_\_\_ 5, at Abilene Christian (12/17/13)  
 STL: \_\_\_\_\_ 4, at Abilene Christian (12/17/23)  
 BLK: \_\_\_\_\_ 1, 5X, last, Wyoming (12/21/23)  
 FGM: \_\_\_\_\_ 5, USAO (11/9/23)  
 FGA: \_\_\_\_\_ 11, McMurry (11/6/23)  
 3PM: \_\_\_\_\_ 3, USAO (11/9/23)  
 3PA: \_\_\_\_\_ 5, vs. Cal, (11/20/23)  
 FTM: \_\_\_\_\_ 6, at Abilene Christian (12/17/13)  
 FTA: \_\_\_\_\_ 7, at Abilene Christian (12/17/13)  
 MIN: \_\_\_\_\_ 32, at Abilene Christian (12/17/13)

## #21 SEBASTIAN COLE

PTS: \_\_\_\_\_ 10, USAO (11/9/23)  
 REB: \_\_\_\_\_ 2, at LMU (11/25/23)  
 AST: \_\_\_\_\_ 4, USAO (11/9/23)  
 STL: \_\_\_\_\_ 2, USAO (11/9/23)  
 BLK: \_\_\_\_\_ None  
 FGM: \_\_\_\_\_ 4, USAO (11/9/23)  
 FGA: \_\_\_\_\_ 6, WNMU (12/4/23)  
 3PM: \_\_\_\_\_ 2, USAO (11/9/23)  
 3PA: \_\_\_\_\_ 4, WNMU (12/9/23)  
 FTM: \_\_\_\_\_ None  
 FTA: \_\_\_\_\_ None  
 MIN: \_\_\_\_\_ 20, WNMU (12/9/23)

## #1 JON DOS ANJOS

PTS: \_\_\_\_\_ 12, 3X, last, McMurry (11/6/23)  
 REB: \_\_\_\_\_ 8, 2X, last, McMurry (11/6/23)  
 AST: 1, 13X, last, at Abilene Christian (12/17/23)  
 STL: \_\_\_\_\_ 2, at Charlotte (1/16/23)  
 BLK: \_\_\_\_\_ 1, 4X, last, Norfolk State (12/20/23)  
 FGM: \_\_\_\_\_ 6\*, Westcliff (11/5/19)  
 FGA: \_\_\_\_\_ 9, at UTSA (2/11/23)  
 3PM: \_\_\_\_\_ 2, 5X, last, McMurry (11/6/23)  
 3PA: \_\_\_\_\_ 6, at WKU (2/4/23)  
 FTM: \_\_\_\_\_ 4\*, Pepperdine (2/1/20)  
 FTA: \_\_\_\_\_ 6, NNMCM (12/3/22)  
 MIN: \_\_\_\_\_ 28\*, Colorado State (11/16/19)

\*With Loyola Marymount Calif. (2019-20)

## #23 OTIS FRAZIER III

PTS: \_\_\_\_\_ 23, Sul Ross State (11/15/22)  
 REB: \_\_\_\_\_ 10, WNMU (12/4/23)  
 AST: \_\_\_\_\_ 3, NM State (11/12/22)  
 STL: \_\_\_\_\_ 4, 4X, last, USAO (11/9/23)  
 BLK: \_\_\_\_\_ 2, 3X, last, UTSA (1/11/23)  
 FGM: \_\_\_\_\_ 9, Sul Ross State (11/15/22)  
 FGA: \_\_\_\_\_ 11, Sul Ross State (11/15/22)  
 3PM: \_\_\_\_\_ 3, Wyoming (12/21/23)  
 3PA: \_\_\_\_\_ 5, Wyoming (12/21/23)  
 FTM: \_\_\_\_\_ 9, Texas A&M-CC (11/29/23)  
 FTA: \_\_\_\_\_ 14, Texas A&M-CC (11/29/23)  
 MIN: \_\_\_\_\_ 44, at UAB (12/29/22)

## #32 DERICK HAMILTON

PTS: \_\_\_\_\_ 14, USAO (11/9/23)  
 REB: \_\_\_\_\_ 5, NC AT& (12/21/22)  
 AST: \_\_\_\_\_ 1, 2X, last, UTSA (1/11/23)  
 STL: \_\_\_\_\_ 1, 6X, last, USAO (11/9/23)  
 BLK: \_\_\_\_\_ 1, 3X, last, WNMU (12/9/23)  
 FGM: \_\_\_\_\_ 5, 3X, last, USAO (11/9/23)  
 FGA: \_\_\_\_\_ 5, 4X, last, USAO (11/9/23)  
 3PM: \_\_\_\_\_ None  
 3PA: \_\_\_\_\_ 1, WNMU (12/4/23)  
 FTM: \_\_\_\_\_ 5, NNMCM (12/3/22)  
 FTA: \_\_\_\_\_ 6, USAO (11/9/23)  
 MIN: \_\_\_\_\_ 13, USAO (11/9/23)

## #2 TAE HARDY

PTS: \_\_\_\_\_ 32\*, FAU (2/27/21)  
 REB: \_\_\_\_\_ 7\*, at Jacksonville (11/28/20)  
 AST: \_\_\_\_\_ 10, McMurry (11/6/23)  
 STL: \_\_\_\_\_ 5, 2X, last, vs. Cal, (11/20/23)  
 BLK: \_\_\_\_\_ 2, Sul Ross State (11/15/22)  
 FGM: \_\_\_\_\_ 10\*, 2X, last, William Carey (11/9/21)  
 FGA: \_\_\_\_\_ 17, at UAB (12/29/22)  
 3PM: \_\_\_\_\_ 4, 6X, last, Austin Peay (11/17/23)  
 3PA: \_\_\_\_\_ 9, 3X, last, Austin Peay (11/17/23)  
 FTM: \_\_\_\_\_ 10, Alcorn State (11/22/22)  
 FTA: \_\_\_\_\_ 14, Alcorn State (11/22/22)  
 MIN: \_\_\_\_\_ 49, Alcorn State (11/22/22)

\*With Southern Miss (2020-22)

## #3 BAYLOR HEBB

PTS: \_\_\_\_\_ 17\*, ST. Francis (12/22/20)  
 REB: \_\_\_\_\_ 5+, 2X, last at Air Force (2/7/23)  
 AST: \_\_\_\_\_ 6+, Weber State (11/14/22)  
 STL: \_\_\_\_\_ 3+, at St. Mary's (12/18/22)  
 BLK: \_\_\_\_\_ 1\*, 3X, last, Weber State (11/14/22)  
 FGM: \_\_\_\_\_ 6\*, ST. Francis (12/22/20)  
 FGA: \_\_\_\_\_ 9\*, ST. Francis (12/22/20)  
 3PM: \_\_\_\_\_ 2\*, ST. Francis (12/22/20)  
 3PA: \_\_\_\_\_ 3\*, 2X, last Chicago State (12/9/20)  
 FTM: \_\_\_\_\_ 4, 3X, last, Wyoming (12/21/23)  
 FTA: \_\_\_\_\_ 7\*, Lewis (12/5/20)  
 MIN: \_\_\_\_\_ 32+, at Air Force (2/7/23)

\*With Loyola-Chicago (2020-21)

+With Colorado State (2021-23)

## #15 ANTWONNE HOLMES

PTS: \_\_\_\_\_ 1, 2X, last, at (RV) FAU (2/25/23)  
 REB: \_\_\_\_\_ 1, 2X, last, at (RV) FAU (2/25/23)  
 AST: \_\_\_\_\_ None  
 STL: \_\_\_\_\_ None  
 BLK: \_\_\_\_\_ None  
 FGM: \_\_\_\_\_ None  
 FGA: \_\_\_\_\_ 3, NNMCM (12/3/22)  
 3PM: \_\_\_\_\_ None  
 3PA: \_\_\_\_\_ 2, Sul Ross State (11/15/22)  
 FTM: \_\_\_\_\_ 1, 2X, last, at (RV) FAU (2/25/23)  
 FTA: \_\_\_\_\_ 4, Sul Ross State (11/15/22)  
 MIN: \_\_\_\_\_ 13, NNMCM (12/3/22)

## #11 TREY HORTON III

PTS: \_\_\_\_\_ 5, WNMU (12/4/23)  
 REB: \_\_\_\_\_ 4, WNMU (12/4/23)  
 AST: \_\_\_\_\_ 4, USAO (11/9/23)  
 STL: \_\_\_\_\_ 1, McMurry (11/6/23)  
 BLK: \_\_\_\_\_ 1, WNMU (12/4/23)  
 FGM: \_\_\_\_\_ 1, 2X, last, WNMU (12/4/23)  
 FGA: \_\_\_\_\_ 6, WNMU (12/4/23)  
 3PM: \_\_\_\_\_ None  
 3PA: \_\_\_\_\_ 4, WNMU (12/4/23)  
 FTM: \_\_\_\_\_ 3, 2X, last, WNMU (12/4/23)  
 FTA: \_\_\_\_\_ 4, last, WNMU (12/4/23)  
 MIN: \_\_\_\_\_ 19, USAO (11/9/23)

## #33 ELIJAH JONES

PTS: \_\_\_\_\_ 19, 2X, last, USAO (11/9/23)  
 REB: \_\_\_\_\_ 6, UC Santa Barbara (11/13/23)  
 AST: \_\_\_\_\_ 1, 2X, last, at Oregon (12/9/23)  
 STL: \_\_\_\_\_ 3, USAO (11/9/23)  
 BLK: \_\_\_\_\_ 3, McMurry (11/6/23)  
 FGM: \_\_\_\_\_ 8, 2X, last, USAO (11/9/23)  
 FGA: \_\_\_\_\_ 9, USAO (11/9/23)  
 3PM: \_\_\_\_\_ 3, McMurry (11/6/23)  
 3PA: \_\_\_\_\_ 3, McMurry (11/6/23)  
 FTM: \_\_\_\_\_ 3, UC Santa Barbara (11/13/23)  
 FTA: \_\_\_\_\_ 3, 2X, last, UC Santa Barbara (11/13/23)  
 MIN: \_\_\_\_\_ 21, UC Santa Barbara (11/13/23)

## #34 KEVIN KALU

PTS: \_\_\_\_\_ 13, Sul Ross State (11/15/22)  
 REB: \_\_\_\_\_ 13, USAO (11/9/23)  
 AST: \_\_\_\_\_ 2, McNeese (12/16/21)  
 STL: \_\_\_\_\_ 2, 5X, last, Texas A&M-CC (11/29/23)  
 BLK: \_\_\_\_\_ 2, 4X, last, at LMU (11/25/23)  
 FGM: \_\_\_\_\_ 5, Sul Ross State (11/15/22)  
 FGA: \_\_\_\_\_ 7, 3X, last, at Oregon (12/9/23)  
 3PM: \_\_\_\_\_ None  
 3PA: \_\_\_\_\_ None  
 FTM: \_\_\_\_\_ 4, 4X, last, Norfolk State (12/20/23)  
 FTA: \_\_\_\_\_ 7, 2X, last, Norfolk State (12/20/23)  
 MIN: \_\_\_\_\_ 34, at UAB (12/29/22)

## #20 GARRETT LEVESQUE

PTS: \_\_\_\_\_ 2, 4X, last, WNMU (12/4/23)  
 REB: \_\_\_\_\_ 4, McMurry (11/6/23)  
 AST: \_\_\_\_\_ 3, McMurry (11/6/23)  
 STL: \_\_\_\_\_ 1, 2X, last, at Oregon (12/9/23)  
 BLK: \_\_\_\_\_ None  
 FGM: \_\_\_\_\_ 1, 3X, last, WNMU (12/4/23)  
 FGA: \_\_\_\_\_ 2, 2X, last, McMurry (11/6/23)  
 3PM: \_\_\_\_\_ None  
 3PA: \_\_\_\_\_ 1, 2X, last, at Abilene Christian (12/17/13)  
 FTM: \_\_\_\_\_ 2\*, at Utah Valley (1/1/22)  
 FTA: \_\_\_\_\_ 2\*, 2X, last, at UTRGV (1/29/22)  
 MIN: \_\_\_\_\_ 10, WNMU (12/4/23)

\*With Tarleton State (2021-22)

## #0 ZID POWELL

PTS: \_\_\_\_\_ 32, Wyoming (12/21/23)  
 REB: \_\_\_\_\_ 10\*, Bowling Green (1/17/23)  
 AST: \_\_\_\_\_ 6, 2X, last Austin Peay (11/17/23)  
 STL: \_\_\_\_\_ 8\*, at Miami University (1/10/23)  
 BLK: \_\_\_\_\_ 2, 4X, Texas A&M-CC (11/29/23)  
 FGM: \_\_\_\_\_ 11\*, Bowling Green (1/17/23)  
 FGA: \_\_\_\_\_ 19\*, Bowling Green (1/17/23)  
 3PM: \_\_\_\_\_ 2, 4X, last, USAO (11/9/23)  
 3PA: \_\_\_\_\_ 8\*, at Kent State (1/27/23)  
 FTM: \_\_\_\_\_ 14, Wyoming (12/21/23)  
 FTA: \_\_\_\_\_ 18, Wyoming (12/21/23)  
 MIN: \_\_\_\_\_ 35, 2X, last Wyoming (12/21/23)

\*With Buffalo (2022-23)

## #13 CALVIN SOLOMON

PTS: \_\_\_\_\_ 18, vs. WKU (3/8/23)  
 REB: \_\_\_\_\_ 13\*, LSU-Alexandria, (12/6/20)  
 AST: \_\_\_\_\_ 7, Austin Peay (11/17/23)  
 STL: \_\_\_\_\_ 6\*, A&M- Corpus Christi (2/10/21)  
 BLK: \_\_\_\_\_ 3, 5X, last time, Texas A&M-CC (11/29/23)  
 FGM: \_\_\_\_\_ 8, vs. WKU (3/8/23)  
 FGA: \_\_\_\_\_ 15, vs. WKU (3/8/23)  
 3PM: \_\_\_\_\_ 1\*, 10 times  
 3PA: \_\_\_\_\_ 3, Rice (12/31/22)  
 FTM: \_\_\_\_\_ 11\*, Lamar (1/17/22)  
 FTA: \_\_\_\_\_ 13\*, Lamar (1/17/21)  
 MIN: \_\_\_\_\_ 40\*, at Lamar (2/27/21)

\*With Stephen F. Austin (2019-22)

## #5 DAVID TERRELL JR.

PTS: \_\_\_\_\_ 11, McMurry (11/6/23)  
 REB: \_\_\_\_\_ 5, McMurry (11/6/23)  
 AST: \_\_\_\_\_ 6, USAO (11/9/23)  
 STL: \_\_\_\_\_ 3, McMurry (11/6/23)  
 BLK: \_\_\_\_\_ 2, McMurry (11/6/23)  
 FGM: \_\_\_\_\_ 5, McMurry (11/6/23)  
 FGA: \_\_\_\_\_ 8, McMurry (11/6/23)  
 3PM: \_\_\_\_\_ None  
 3PA: \_\_\_\_\_ 1, 5X, last, at Oregon (12/9/23)  
 FTM: \_\_\_\_\_ 3, 3X, last, WNMU (12/4/23)  
 FTA: \_\_\_\_\_ 4, vs. Bradley (11/22/23)  
 MIN: \_\_\_\_\_ 24, USAO (11/9/23)



# 2023-24 RESULTS & GAME LEADERS

OPPONENT	DATE	SCORE	ATT	POINTS	REBOUNDS	ASSISTS	STEALS	BLOCKED SHOTS
<b>(November 5-3)</b>								
McMurry	11/6/23	W, 120-71	3,728	Jones (19)	Dos Anjos (8)	Hardy (10)	Frazier III/Solomon (4)	Jones (3)
USAO	11/9/23	W, 123-72	3,514	Jones (19)	Kalu (13)	Terrell Jr. (6)	Frazier III (4)	Kalu (2)
UC Santa Barbara	11/13/23	W, 89-76	7,121	Powell (23)	Solomon (12)	Hardy (8)	Frazier III (3)	Three players (1)
Austin Peay	11/17/23	W, 71-63	4,871	Hardy (25)	Frazier III (9)	Solomon (7)	Powell (3)	Two players (1)
vs. Cal \$	11/20/23	W, 75-72	529	Hardy (16)	Powell (6)	Two players (3)	Hardy (5)	Solomon (2)
vs. Bradley \$	11/22/23	L, 59-63	499	Hardy (15)	Kalu (7)	Solomon (4)	Hardy (3)	Two players (1)
at LMU	11/25/23	L, 47-67	750	Hardy (12)	Powell (6)	Three players (2)	Eight players (1)	Kalu (2)
Texas A&M-CC	11/29/23	L, 63-67	4,671	Frazier III (16)	Powell (8)	Two players (4)	Kalu (2)	Solomon (3)
<b>(December 3-2)</b>								
Western New Mexico	12/4/23	W, 90-62	3,656	Powell (14)	Frazier III (10)	Hardy (4)	Hardy (4)	Eight players (1)
at Oregon	12/9/23	L, 49-71	5,084	Hardy (16)	Frazier III (6)	Powell (3)	Two players (2)	Two players (1)
at Abilene Christian	12/17/23	L, 82-88	1,469	Hardy (22)	Powell (7)	Camper Jr. (5)	Powell (5)	None
Norfolk State #	12/20/23	W, 67-65	4,193	Solomon (13)	Solomon (13)	Powell (3)	Frazier III (3)	Five players (1)
Wyoming #	12/21/23	W, 78-67	4,310	Powell (32)	Two players (6)	Powell (4)	Camper Jr. (2)	Three players (1)
<b>(January 0-0)</b>								
<b>(February 0-0)</b>								
<b>(March 0-0)</b>								
\$ SoCal Challenge								
% CUSA/WAC Scheduling Initiative								
# WestStar Don Haskins Sun Bowl Invitational								
* Conference USA Game								
% C-USA Championships (Propst Arena, Hunstville, Ala.)								

# 2023-24 GAME-BY-GAME STARTERS

OPPONENT	W/L	G	G	G/F	F	F
McMurry	W, 120-71	Hardy	Powell	Solomon	Frazier III	Kalu
USAO	W, 123-72	Hardy	Powell	Camper Jr.	Solomon	Kalu
UC Santa Barbara	W, 89-76	Hardy	Powell	Solomon	Frazier III	Kalu
Austin Peay	W, 71-63	Hardy	Powell	Solomon	Frazier III	Kalu
vs. Cal	W, 75-72	Hardy	Powell	Solomon	Frazier III	Kalu
vs. Bradley	L, 59-63	Hardy	Powell	Solomon	Frazier III	Kalu
at LMU	L, 47-67	Hardy	Powell	Solomon	Frazier III	Kalu
Texas A&M-CC	L, 63-67	Hardy	Powell	Solomon	Frazier III	Kalu
Western New Mexico	W, 90-62	Hardy	Powell	Solomon	Frazier III	Kalu
at Oregon	L, 49-71	Hardy	Powell	Solomon	Frazier III	Kalu
at Abilene Christian	L, 82-88	Hardy	Powell	Camper Jr.	Frazier III	Kalu
Norfolk State	W, 67-65	Hardy	Powell	Camper Jr.	Frazier III	Kalu
Wyoming	W, 67-65	Hardy	Powell	Camper Jr.	Frazier III	Kalu

### Record by Starting Line-up

- 5-4: Tae Hardy, Zid Powell, Otis Frazier III, Calvin Solomon and Kevin Kalu
- 2-1: Tae Hardy, Zid Powell, Corey Camper Jr., Otis Frazier III and Kevin Kalu
- 1-0: Tae Hardy, Zid Powell, Corey Camper Jr., Calvin Solomon and Kevin Kalu



# 2023-24 GAME-BY-GAME STATISTICS

OPPONENT	W/L	PTS	1ST/2ND/OT	BENCH	FG-FGA	FG%	3FG	3FG%	FT-FTA	FT%	OR	DR	TOT	PF	A	TO	STL	BLK
@UTEP	W	120	59/61	69	50-79	63.3	9-23	39.1	11-18	61.1	10	40	50	19	33	16	19	7
McMurry		71	43/28	13	23-73	31.5	9-30	30.0	16-24	66.7	16	23	39	14	12	27	10	1
@UTEP	W	123	52/71	69	40-70	57.1	10-24	41.7	33-44	75.0	14	27	41	21	26	9	18	3
USAO		72	30/42	38	26-60	43.3	5-22	22.7	15-21	71.4	11	20	31	29	11	24	4	3
@UTEP	W	89	44/45	24	34-63	54.0	3-10	30.0	18-31	58.1	10	25	35	23	18	7	11	3
UC Santa Barbara		76	44/32	14	25-52	48.1	5-14	35.7	21-30	70.0	9	27	36	24	16	17	3	5
@UTEP	W	71	38/33	15	26-47	55.3	5-18	27.8	14-31	45.2	9	26	35	9	21	21	9	2
Austin Peay		63	27/36	14	22-55	40.0	6-20	30.0	13-20	65.0	10	22	32	25	13	14	15	2
UTEP	W	75	40/35	17	20-53	37.7	5-17	29.4	30-37	81.1	16	14	30	26	9	13	11	2
vs. Cal \$		72	35/37	23	23-47	48.9	6-17	35.3	20-26	76.9	11	20	31	28	6	21	5	6
UTEP	L	59	26/33	11	21-57	36.8	4-17	23.5	13-18	72.2	15	24	39	18	11	19	8	3
vs. Bradley \$		63	37/26	15	23-56	41.1	3-15	20.0	14-17	82.4	9	22	31	15	7	15	7	5
UTEP	L	47	24/23	15	16-53	30.2	2-17	11.8	13-19	68.4	7	25	32	19	8	14	8	4
@LMU		67	37/30	10	21-55	38.2	7-26	26.9	18-25	72.0	8	33	41	18	10	13	4	4
@UTEP	L	63	28/35	11	22-52	42.3	3-19	15.8	16-24	66.7	10	22	32	21	13	21	9	5
Texas A&M-CC		67	33/34	36	20-49	40.8	5-13	38.5	22-30	73.3	10	27	37	21	8	19	10	3
@UTEP	W	90	42/48	41	33-71	46.5	10-29	34.5	14-18	77.8	21	30	51	16	19	9	11	8
WVNU		62	31/31	25	22-57	38.6	8-21	38.1	10-16	62.5	10	19	29	16	11	16	8	1
UTEP	L	49	25/24	10	18-50	36.0	4-15	26.7	9-18	50.0	8	18	26	22	9	18	10	2
@Oregon		71	28/43	24	24-44	54.5	4-17	23.5	19-25	76.0	5	27	32	15	13	18	11	1
UTEP	L	82	41/41	22	26-62	41.9	5-15	33.3	25-36	69.4	16	19	35	35	12	15	15	0
@Abilene Christian %		88	38/50	36	24-42	57.1	6-13	46.2	34-48	70.8	8	27	35	25	13	23	5	1
@UTEP	W	67	30/37	24	18-43	41.9	4-15	26.7	27-37	73.0	13	17	30	23	6	17	11	5
Norfolk State #		63	30/35	36	19-43	44.2	4-10	40.0	23-32	71.9	9	16	25	24	6	16	12	5
@UTEP	W	78	25/53	11	24-50	48.0	4-13	30.8	26-35	74.3	8	22	30	28	7	12	7	3
Wyoming #		67	26/41	7	17-50	34.0	5-22	22.7	28-32	87.5	14	21	35	24	9	16	4	1

\$ SoCal Challenge

% CUSA/WAC Scheduling Initiative

# WestStar Don Haskins Sun Bowl Invitational

\* Conference USA Game

% C-USA Championships (Propst Arena, Huntsville, Ala.)



# LARGEST LEAD & LARGEST DEFICIT

DATE	OPPONENT	RESULT	LARGEST LEAD	LARGEST DEFICIT	TIMES TIED	LEAD CHANGES
11/6/23	McMurry	W, 120-71	49 (2H, 00:59)	3 (1H, 18:57)	1	3
11/9/23	USAO	W, 123-72	51 (2H, 00:05)	0	0	0
11/13/23	UC Santa Barbara	W, 89-76	17 (2H, 10:38)	6 (1H, 12:30)	7	8
11/17/23	Austin Peay	W, 71-63	16 (2H, 9:41)	0	0	0
11/20/23	vs. Cal \$	W, 75-72	11 (1H, 4:16)	7 (1H, 11:50)	7	10
11/22/23	vs. Bradley \$	L, 59-63	3 (1H, 11:36)	11 (1H, 00:00)	3	6
11/25/23	at LMU	L, 47-67	3 (1H, 15:29)	24 (2H, 3:36)	2	4
11/29/23	Texas A&M-CC	L, 63-67	8 (1H, 12:37)	7 (2H, 7:35)	4	1
12/4/23	Western New Mexico	W, 90-62	33 (2H, 5:13)	1 (1H, 15:26)	1	4
12/9/23	at Oregon	L, 49-71	8 (1H, 8:36)	24 (2H, 00:32)	3	4
12/17/23	at Abilene Christian &	L, 82-88	6 (2H, 19:11)	11 (1H, 10:50)	12	14
12/20/23	Norfolk State #	W, 67-65	10 (1H, 13:56)	4 (1H, 5:14,)	11	14
12/21/23	Wyoming #	W, 78-67	13 (2H, 1:29)	7 (1H, 6:33)	3	5

\$ SoCal Challenge

% CUSA/WAC Scheduling Initiative

# WestStar Don Haskins Sun Bowl Invitational

\* Conference USA Game

% C-USA Championships (Propst Arena, Hunstville, Ala.)

# POINTS, REBOUNDS, ASSISTS

Opponent	Powell	Dos Anjos	Hardy	Hebb	Camper Jr.	Terrell Jr.	Horton III	Solomon	Holmes	Levesque	Cole	Frazier III	Hamilton	Jones	Kalu
McMurry	9-6-4	<b>12-8-0</b>	<b>14-4-10</b>	DNP	<b>13-4-2</b>	<b>11-5-4</b>	2-1-2	<b>12-2-2</b>	DNP	2-4-3	0-1-3	<b>12-0-2</b>	<b>10-3-0</b>	<b>19-5-1</b>	4-4-0
USAO	8-3-3	2-3-0	<b>11-2-4</b>	DNP	<b>17-1-1</b>	3-0-6	3-3-4	<b>11-3-2</b>	DNP	DNP	<b>10-0-4</b>	<b>18-3-2</b>	<b>14-3-0</b>	<b>19-2-0</b>	7- <b>13-0</b>
UCSB	<b>23-2-4</b>	0-1-0	<b>19-2-8</b>	DNP	8-2-1	7-1-1	DNP	<b>12-12-2</b>	DNP	DNP	DNP	9-1-2	0-0-0	9-6-0	2-6-0
Austin Peay	<b>14-5-6</b>	2-4-1	<b>25-4-5</b>	DNP	4-0-0	2-1-1	DNP	4-4-7	DNP	DNP	DNP	8-9-1	4-0-0	3-2-0	5-5-0
vs. Cal \$	<b>13-6-3</b>	0-1-1	<b>16-2-0</b>	DNP	<b>11-1-0</b>	1-0-3	DNP	<b>13-3-1</b>	DNP	DNP	DNP	<b>10-5-1</b>	0-0-0	5-2-0	6-5-0
vs. Bradley \$	8-5-1	0-2-0	<b>15-5-0</b>	DNP	2-1-1	3-3-3	DNP	8-3-4	DNP	DNP	DNP	<b>11-3-2</b>	0-1-0	6-3-0	6-7-0
at LMU	9-6-2	0-1-0	<b>12-3-0</b>	DNP	5-3-1	0-1-1	0-0-0	7-3-0	DNP	2-0-0	4-2-2	4-2-2	0-0-0	4-2-0	0-7-0
TAMU	6-8-4	0-1-0	9-2-2	DNP	5-2-0	6-1-2	0-0-0	<b>13-6-4</b>	DNP	0-1-0	0-0-0	<b>16-5-1</b>	DNP	0-0-0	8-5-0
WNMU	14-6-3	3-2-0	<b>12-5-4</b>	DNP	<b>10-1-2</b>	7-3-3	5-4-0	6-0-1	DNP	2-3-2	5-0-2	<b>11-10-2</b>	2-2-0	7-3-0	6-5-0
at Oregon	4-4-3	0-0-0	<b>16-3-1</b>	DNP	5-5-0	2-0-2	0-0-0	0-1-0	DNP	0-0-0	3-0-0	<b>12-6-1</b>	DNP	0-1-1	7-4-1
at ACU %	<b>14-7-4</b>	5-1-1	<b>22-5-2</b>	4-1-0	8-1-5	0-0-0	DNP	<b>11-4-0</b>	DNP	0-0-0	0-0-0	9-3-0	2-4-0	0-1-0	7-5-0
NSU #	10-5-3	3-1-0	<b>12-1-0</b>	4-1-0	7-2-0	4-1-0	DNP	<b>13-9-2</b>	DNP	DNP	0-0-0	<b>10-4-1</b>	DNP	DNP	4-6-0
Wyoming #	<b>32-6-4</b>	4-4-0	<b>14-6-2</b>	4-1-1	4-1-0	0-0-0	DNP	3-1-0	DNP	DNP	DNP	<b>15-3-0</b>	DNP	0-0-0	2-5-0

\$ SoCal Challenge

% CUSA/WAC Scheduling Initiative

# WestStar Don Haskins Sun Bowl Invitational

\* Conference USA Game

% C-USA Championships (Propst Arena, Hunstville, Ala.)

Bold denotes double figures



# HIGHS & LOWS

## - 2023-24 UTEP HIGHS -

1st Half Points	59, McMurry (11/6/23)
2nd Half Points	71, USAO (11/9/23)
Total Points	123+, USAO (11/9/23)
Field Goals	50+, McMurry (11/6/23)
Field Goals Att.	79, McMurry (11/6/23)
Field Goal Pct.	63.3, McMurry (11/6/23)
3pt Field Goals	10, 2X, last, WNMU (12/4/23)
3pt Field Goals Att.	29, WNMU (12/4/23)
3pt Field Goal Pct.	41.7, USAO (11/9/23)
Free Throws Made	33+, USAO (11/9/23)
Free Throws Att.	44, USAO (11/9/23)
FT Pct. (min. 10)	81.1, vs. Cal (11/20/23)
Off. Rebounds	21, WNMU (12/4/23)
Def. Rebounds	40, McMurry (11/6/23)
Total Rebounds	51, WNMU (12/4/23)
Assists	33, McMurry (11/6/23)
Steals	19, McMurry (11/6/23)
Blocked Shots	8, WNMU (12/4/23)
Turnovers	21, 2X, last, Texas A&M-CC (11/29/23)
Fouls	33, at Abilene Christian (12/17/23)

+School record

## - 2023-24 UTEP LOWS -

1st Half Points	24, at LMU (11/25/23)
2nd Half Points	23, at LMU (11/25/23)
Total Points	47, at LMU (11/25/23)
Field Goals	16, at LMU (11/25/23)
Field Goals Att.	43, Norfolk State (12/20/23)
Field Goal Pct.	30.2 at LMU (11/25/23)
3pt Field Goals	2, at LMU (11/25/23)
3pt Field Goals Att.	10, UC Santa Barbara (11/13/23)
3pt Field Goal Pct.	11.8, at LMU (11/25/23)
Free Throws Made	9, at Oregon (12/9/23)
Free Throws Att.	18, 4X, last, at Oregon (12/9/23)
FT Pct. (min. 10)	45.2, Austin Peay (11/17/23)
Off. Rebounds	7, at LMU (11/25/23)
Def. Rebounds	17, Norfolk State (12/20/23)
Total Rebounds	26, at Oregon (12/9/23)
Assists	6, Norfolk State (12/20/23)
Steals	7, Wyoming (12/21/23)
Blocked Shots	0, at Abilene Christian (12/17/23)
Turnovers	7, UC Santa Barbara (11/13/23)
Fouls	16, WNMU (12/4/23)

## - 2023-24 OPPONENT HIGHS -

1st Half Points	44, UC Santa Barbara (11/13/23)
2nd Half Points	50, at Abilene Christian (12/17/23)
Total Points	88, at Abilene Christian (12/17/23)
Field Goals	26, USAO (11/9/23)
Field Goals Att.	73, McMurry (11/6/23)
Field Goal Pct.	57.1, at Abilene Christian (12/17/23)
3pt Field Goals	9, McMurry (11/6/23)
3pt Field Goals Att.	30, McMurry (11/6/23)
3pt Field Goal Pct.	46.2 at Abilene Christian (12/17/23)
Free Throws Made	34, at Abilene Christian (12/17/23)
Free Throws Att.	48, at Abilene Christian (12/17/23)
FT Pct. (min. 10)	87.5, Wyoming (12/21/23)
Off. Rebounds	16, McMurry (11/6/23)
Def. Rebounds	33, at LMU (11/25/23)
Total Rebounds	41, at LMU (11/25/23)
Assists	16, UC Santa Barbara (11/13/23)
Steals	15, Austin Peay (11/17/23)
Blocked Shots	6, vs. Cal (11/20/23)
Turnovers	27, McMurry (11/6/23)
Fouls	29, USAO (11/9/23)

## - 2023-24 OPPONENT LOWS -

1st Half Points	28, at Oregon (12/9/23)
2nd Half Points	26, vs. Bradley (11/22/23)
Total Points	62, WNMU (12/4/23)
Field Goals	17, Wyoming (12/21/23)
Field Goals Att.	41, at Abilene Christian (12/17/23)
Field Goal Pct.	31.5, McMurry (11/6/23)
3pt Field Goals	3 vs. Bradley (11/22/23)
3pt Field Goals Att.	10, Norfolk State (12/20/23)
3pt Field Goal Pct.	20.0, vs. Bradley (11/22/23)
Free Throws Made	10, WNMU (12/4/23)
Free Throws Att.	16, WNMU (12/4/23)
FT Pct. (min. 10)	62.5, WNMU (12/4/23)
Off. Rebounds	5, at Oregon (12/9/23)
Def. Rebounds	16, Norfolk State (12/20/23)
Total Rebounds	25, Norfolk State (12/20/23)
Assists	6, 2X, last,, Norfolk State (12/20/23)
Steals	3, UC Santa Barbara (11/13/23)
Blocked Shots	0, Norfolk State (12/20/23)
Turnovers	13, at LMU (11/25/23)
Fouls	14, McMurry (11/6/23)

## 2024-24 MARGIN OF VICTORY/DEFEAT

MARGIN	WON BY	LOST BY	RECORD
1	-	-	-
2	1	0	1-0
3	1	0	1-0
4	0	2	0-2
5	-	-	-
6	0	1	0-1
7	-	-	-
8	1	0	1-0
9	-	-	-
10	-	-	-
13	1	0	1-0
20	0	1	0-1
22	0	1	0-1
28	1	0	1-0
49	1	0	1-0
51	1	0	1-0
<b>TOTAL</b>	<b>7</b>	<b>5</b>	<b>7-5</b>

Largest Home Win	W, 51, 123-72, USAO (11/9/23)
Smallest Home Win	W, 2, 67-65, Norfolk State (12/20/23)
Largest Home Loss	4, L, 63-67, Texas A&M-CC (11/29/23)
Smallest Home Loss	NA
Largest Road Win	NA
Smallest Road Win	NA
Largest Road Loss	L, 22, 49-71, at Oregon (12/9/23)
Smallest Road Loss	L, 6, 82-88, at ACU (12/17/23)
Largest Neutral Win	W, 3, 75-72, vs. Cal (11/20/23)
Smallest Neutral Win	NA
Largest Neutral Loss	L, 4, 59-63, vs. Bradley (11/22/23)
Smallest Neutral Loss	NA

## UTEP SCORING

	1ST HALF	2ND HALF	OT	2OT	TOTAL
UTEP	474	539	-	-	1013
Opponents	439	465	-	-	904



# THE LAST TIME IT HAPPENED ...

## TEAM

### 65 PERCENT SHOOTING BY A TEAM

UTEP: at FIU (.673, 35-52), 2-25-17  
Opponent: at UCF (.702, 40-57), 1-23-08

### 60 PERCENT SHOOTING BY A TEAM

UTEP: **McMurry (.633, 50-79), 11-6-23**  
Opponent: Southern Miss (.603, 35-58), 1-4-18

### LESS THAN 30 PERCENT SHOOTING BY A TEAM

UTEP: UCR (.263, 15-57), 11-21-21  
Opponent: LA Tech (.296, 16-54), 12-17-22

### 60 PERCENT THREE-POINT SHOOTING BY A TEAM (minimum 10 attempts)

UTEP: at FIU (.667, 8-12), 2-23-23  
Opponent: Wake Forest (.619, 13-21), 11-17-16

### 100 PERCENT FREE THROW SHOOTING BY A TEAM (minimum 10 attempts)

UTEP: Sul Ross State (13-13), 12-5-20  
Opponent: Southern Illinois (9-9), 11-27-15

### 45 MADE FIELD GOALS IN A GAME

UTEP: **McMurry (50), 11-6-23**

### 60 REBOUNDS IN A GAME

UTEP: Houston Baptist (61), 11-30-91  
Opponent: Colorado State (73), 11-28-15

### 25 ASSISTS IN A GAME

UTEP: **USAO (26), 11-9-23**  
Opponent: at UCF (25), 1-23-08

### 10 BLOCKED SHOTS IN A GAME

UTEP: at UTSA (11), 1/12/23  
Opponent: Houston (11), 12-19-19

### 15 STEALS IN A GAME

UTEP: **at Abilene Christian (15), 12-17-23**  
Opponent: Vanderbilt (15), 11-25-12

### 25 TURNOVERS IN A GAME

UTEP: at UAB (25), 12-29-22  
Opponent: **McMurry (27), 11-6-23**

### +20 REBOUND MARGIN

UTEP: **WNMU (51-29), 12-4-23**  
Opponent: North Dakota State (50-30), 12-22-17

### SCORED 100 POINTS

UTEP: **USAO (123), 11-9-23**  
Opponent: Wake Forest (101), 11-17-16

### EIGHT PLAYERS IN DOUBLE FIGURES

UTEP: **McMurry, 11-6-23**

### SEVEN PLAYERS IN DOUBLE FIGURES

UTEP: **USAO, 11-9-23**

### SIX PLAYERS IN DOUBLE FIGURES

UTEP: UTPB, 11-25-20  
Opponent: UAB, 1-25-18

### FIVE STARTERS IN DOUBLE FIGURES

UTEP: at New Mexico, 11-24-18  
Opponent: Rice, 12-31-22

### 70 PERCENT SHOOTING IN A HALF

UTEP: vs. Rice (.714, 20-28), second half, 12-30-17  
Opponent: at MT (.708, 17-24), 2nd half, 2-2-23

### 65 PERCENT SHOOTING IN A HALF

UTEP: **McMurry (.658, 25-38, 1H), 11-6-23**  
Opponent: WKU (.667, 14-21), 2nd half, 3-2-23

### 70 POINTS IN A HALF

UTEP: **USAO (71), 11-9-23**  
2nd half, 12-30-00

### 60 POINTS IN A HALF

UTEP: **McMurry (61, 2H), 11-6-23**  
Opponent: Wake Forest (63), first half, 11-17-16

## INDIVIDUAL

### 40-POINT SCORER

UTEP: Randy Culpepper vs. E. Carolina (45), 2-13-10  
Opponent: Jon Elmore, at Marshall (44), 1-31-19

### 30-POINT SCORER

UTEP: **Zid Powell, Wyoming (32), 12-21-23**  
Opponent: Carl Pierre, Rice, 3/3/22

### THREE PLAYERS WITH 20 POINTS IN A GAME

UTEP: vs. Rice (Bryson Williams 29, Jamal Bieniemy 24, Keonte Kennedy 22), 1-8-21  
Opponent: Marshall (James Kelly 26, Jon Elmore 21, Ryan Taylor 20), 1-4-16

### A PLAYER MADE 15 FIELD GOALS

UTEP: Bryson Williams vs. East Central (15), 11-27-19  
Opponent: Trey Johnson, Jackson State (15), 12-22-06

### A PLAYER MADE FIVE THREE-POINT FIELD GOALS

UTEP: Shamar Givance, at WKU (5), 2/4/23  
Opponent: Montre Gipson, Charlotte (5), 2/9/23

### A PLAYER MADE 15 FREE THROWS

UTEP: Souley Boum vs. FIU (15), 2-13-21  
Opponent: Jontae Sherrod, E. Carolina (15), 2-23-11

### A PLAYER HAD 20 REBOUNDS

UTEP: Efe Odigie at Marshall (20), 1-31-19  
Opponent: Austin Trice- ODU (20), 1/15/22

### A PLAYER HAD 15 REBOUNDS

UTEP: Keonte Kennedy vs. WIU, (15), 3/19/22  
Opponent: Cameron Sheffield- Rice (16), 12/31/22  
Max Fiedler- Rice (15), 12/31/22

### TWO PLAYERS HAD DOUBLE-DOUBLES IN A GAME

UTEP: **Calvin Solomon at UAB (16 points-11 rebounds), 12-29-22**

Shamar Givance at UAB (17 points-10 assists), 12-29-22  
Opponent: Cameron Sheffield- Rice (11 points-16 rebounds), 12-31-22  
Max Fiedler, Rice (14 points-15 rebounds), 12-31-22

### A PLAYER HAD A DOUBLE-DOUBLE (POINTS-REBOUNDS)

UTEP: **Otis Frazier III, WNMU (10 points-11 rebounds), 12-4-23**  
Opponent: Fardaws Aimaq, Cal (18 points-11 rebounds), 12-31-22

### A PLAYER HAD A DOUBLE-DOUBLE (POINTS-ASSISTS)

UTEP: **Tae Hardy, McMurry (14 points-10 assists), 11-6-23**  
Opponent: Cameron Payne, Murray State (14 points-10 assists), 3-17-15

### A PLAYER HAD A TRIPLE-DOUBLE (POINTS-REBOUNDS-ASSISTS)

UTEP: Souley Boum vs. Western Illinois (20 points-12 rebounds-10 assists), 3-19-22

### A PLAYER HAD 10 ASSISTS IN A GAME

UTEP: **Tae Hardy, McMurry (10), 11-6-23**  
Opponent: Taevion Kinsey, Marshall (11), 2-13-22

### A PLAYER LED THE TEAM IN SCORING, REBOUNDING & ASSISTS IN THE SAME GAME

UTEP: Shamar Givance at FIU (22 points-8 rebounds-10 assists), 2-23-23  
Opponent: Demarcus Sharp, Austin Peay (14 points- 6 rebounds- 7 assists), 11-17-23

### A PLAYER HAD FIVE STEALS IN A GAME

UTEP: **Zid Powell, at Abilene Christian (5), 12-17-23**  
Opponent: Demarcus Sharp, Austin Peay (5), 11-17-23

### A PLAYER HAD FIVE BLOCKED SHOTS IN A GAME

UTEP: Jamari Sibley (5), at UTSA, 1-23-22  
Opponent: Jamarion Sharp, WKU (6), 2-4-23

## 2023-24 UTEP ATTENDANCE

SITE	GAMES	TOTAL	AVG./GAME
Home	8	36,118	4,515
Away	3	7,303	2,434
Neutral	-	-	-

## UTEP BY THE NUMBERS

All-Time Record	1,464-1,131
Season Number of men's basketball	103rd
Conference championships	12 (last in 2010)
NCAA Tournament appearances	17 (last in 2010)
NIT appearances	11 (last in 2015)
20-win seasons	27 (last in 2022)
Overtime games	119 (69-50)
UTEP 100-point games	35 (33-2)



# CHARTING THE MINERS

## CONSECUTIVE GAMES SCORED

Tae Hardy	45
Zid Powell	41
Otis Frazier III	26
Corey Camper Jr.	13
Kevin Kalu	6
Jon Dos Anjos	3
Baylor Hebb	3
Derick Hamilton	2
Calvin Solomon	2
Antwonne Holmes	1

## CONSECUTIVE GAMES SCORING IN DOUBLE FIGURES

Tae Hardy	5
Zid Powell	3
Otis Frazier III	2

## DOUBLE DOUBLES

PLAYER	SEASON	CAREER
Calvin Solomon	1	6
Otis Frazier III	1	Same
Tae Hardy	1	Same
Zid Powell	0	1

## TRIPLE DOUBLES

PLAYER	SEASON	CAREER

## DOUBLE FIGURE REBOUNDING GAMES

PLAYER	SEASON	CAREER
Calvin Solomon	1	12
Kevin Kalu	1	2
Otis Frazier III	1	Same
Zid Powell	0	1

## DOUBLE FIGURE SCORING GAMES

PLAYER	SEASON	CAREER
Tae Hardy	12	51
Calvin Solomon	7	45
Zid Powell	7	25
Otis Frazier III	9	18
Derick Hamilton	2	7
Jon Dos Anjos	1	6
Corey Camper Jr.	4	Same
Baylor Hebb	0	2
Kevin Kalu	0	2
Elijah Jones	2	Same
David Terrell Jr.	1	Same

## TIMES LED UTEP IN SCORING

PLAYER	SEASON	CAREER
Tae Hardy	5	22
Calvin Solomon	1	6
Otis Frazier III	1	4
Zid Powell	3	Same
Elijah Jones	2	Same

## TIMES LED UTEP IN REBOUNDING

PLAYER	SEASON	CAREER
Calvin Solomon	2	16
Kevin Kalu	4	8
Otis Frazier III	2	7
Zid Powell	4	Same
Jon Dos Anjos	1	Same
Tae Hardy	1	2

## TIMES LED UTEP IN ASSISTS

PLAYER	SEASON	CAREER
Calvin Solomon	3	8
Tae Hardy	3	7
Zid Powell	6	Same
David Terrell Jr.	2	Same
Otis Frazier III	1	2
Corey Camper Jr.	1	Same
Sebastian Cole	1	Same

## 20+ POINT GAMES

PLAYER	SEASON	CAREER
Tae Hardy	2	11
Zid Powell	2	8
Otis Frazier III	0	1

## 30+ POINT GAMES

PLAYER	SEASON	CAREER
Tae Hardy	0	2
Shamar Givance	0	1

## 3-POINT PLAYS

PLAYER	SEASON	CAREER
Tae Hardy		5
Zid Powell		5
Otis Frazier III		4
Elijah Jones		3
David Terrell Jr.		3
Kevin Kalu		2
Calvin Solomon		2
Corey Camper Jr.		1
Derick Hamilton		1

## 4-POINT PLAYS

## BENCH POINTS

OPPONENT	UTEP	OPP.	MARGIN
McMurry	69	13	+56
USAO	69	38	+31
UC Santa Barbara	24	14	+10
Austin Peay	15	14	+1
vs. Cal	17	23	-6
vs. Bradley	11	15	-4
at LMU	15	10	+5
Texas A&M-CC	11	36	-25
Western New Mexico	41	25	+16
at Oregon	10	24	-14
at Abilene Christian	22	36	-14
Norfolk State	24	36	-12
Wyoming	11	7	+4
<b>TOTALS</b>	<b>339</b>	<b>291</b>	<b>+48</b>

## FAST BREAK POINTS

OPPONENT	UTEP	OPP.	MARGIN
McMurry	24	16	+8
USAO	47	15	+32
UC Santa Barbara	18	6	+12
Austin Peay	14	3	+11
vs. Cal	12	2	+10
vs. Bradley	14	12	+2
at LMU	13	7	+6
Texas A&M-CC	20	15	+5
Western New Mexico	29	7	+22
at Oregon	7	17	-10
at Abilene Christian	19	18	+1
Norfolk State	20	8	+12
Wyoming	20	11	+9
<b>TOTALS</b>	<b>257</b>	<b>137</b>	<b>+120</b>

## POINTS IN THE PAINT

OPPONENT	UTEP	OPP.	MARGIN
McMurry	74	24	+50
USAO	48	36	+12
UC Santa Barbara	58	38	+20
Austin Peay	38	20	+18
vs. Cal	26	32	-6
vs. Bradley	30	38	-8
at LMU	24	22	+2
Texas A&M-CC	34	26	+8
Western New Mexico	44	22	+22
at Oregon	24	28	-4
at Abilene Christian	40	34	+6
Norfolk State	24	30	-6
Wyoming	28	20	+8
<b>TOTALS</b>	<b>492</b>	<b>370</b>	<b>+122</b>

## SECOND CHANCE POINTS

OPPONENT	UTEP	OPP.	MARGIN
McMurry	8	13	-5
USAO	18	16	+2
UC Santa Barbara	5	17	-12
Austin Peay	8	7	+1
vs. Cal	20	13	+7
vs. Bradley	17	9	+8
at LMU	4	14	-10
Texas A&M-CC	9	11	-2
Western New Mexico	19	8	+11
at Oregon	5	6	-1
at Abilene Christian	15	8	+7
Norfolk State	7	14	-7
Wyoming	9	10	-1
<b>TOTALS</b>	<b>144</b>	<b>146</b>	<b>-2</b>

## POINTS OFF TURNOVERS

OPPONENT	UTEP	OPP.	MARGIN
McMurry	39	13	+26
USAO	33	2	+31
UC Santa Barbara	28	7	+21
Austin Peay	14	20	-6
vs. Cal	22	20	+2
vs. Bradley	19	15	+4
at LMU	9	22	-13
Texas A&M-CC	16	22	-6
Western New Mexico	27	4	+23
at Oregon	11	29	-18
at Abilene Christian	21	12	+9
Norfolk State	15	16	-1
Wyoming	22	9	+12
<b>TOTALS</b>	<b>276</b>	<b>191</b>	<b>+85</b>



# TEAM SINGLE-GAME RECORDS

## MOST POINTS

	OPPONENT	DATE	PTS
1.	<b>USAO</b>	11/9/23	123
2.	New Mexico Highlands	12/30/00	121
3.	<b>McMurry</b>	11/6/23	120
4.	Cardinal Stritch	12/20/94	113
5.	Marshall	2/4/16	112
6.	Arkansas-Pine Bluff	11/29/00	110
7.	Tahoe Paradise	1/2/69	109
	Fort Lewis College	11/26/88	109
	UT-Permian Basin	11/22/03	109
10.	Arizona State	1/17/70	108
	Texas State	12/19/06	108

## MOST FIRST HALF POINTS

	OPPONENT	DATE	PTS
1.	East Carolina	2/13/10	63
2.	UTPB	11/25/20	61
3.	Rice	2/5/04	60
4.	Roosevelt	12/11/82	59
	UT-Permian Basin	11/22/03	59
	<b>McMurry</b>	11/6/23	59
7.	West Texas A&M	2/27/61	57
	Jackson State	12/27/00	57
9.	UT-Pan American	12/6/99	56
	Norfolk State	12/28/09	56

## MOST SECOND HALF POINTS

	OPPONENT	DATE	PTS
1.	New Mexico Highlands	12/30/00	78
2.	<b>USAO</b>	11/9/23	71
3.	Marshall	2/4/16	65
4.	Texas State	12/19/06	64
5.	Pasadena	2/1/61	62
	Fort Lewis	11/26/88	62
7.	Arkansas-Pine Bluff	11/29/00	61
	<b>McMurry</b>	11/6/23	61
9.	Arizona State	1/17/70	60
	Cardinal Stritch	12/20/94	60

## FEWEST POINTS (SINCE 1950)

	OPPONENT	DATE	PTS
1.	at Wyoming	2/17/79	27
2.	at Kansas State	12/3/57	31
3.	at Old Dominion	2/17/18	33
	at North Texas	1/15/21	33
5.	Stephen F. Austin	11/26/11	35
6.	at New Mexico State	1951-52*	36
7.	at Oklahoma State	12/4/58	37
8.	New Mexico	3/10/84	38
9.	New Mexico State	12/30/74	39
	at Southern Miss	2/20/13	39
11.	at Oklahoma State	12/5/55	40
	at Arizona	12/23/64	40

## FEWEST POINTS ALLOWED

	OPPONENT	DATE	PTS
1.	at Wyoming	2/17/79	28
2.	vs. Northwestern	12/2/72	29
	Wayland Baptist	12/3/74	29
4.	Texas A&M-Commerce	12/6/66	30
	at Colorado State	2/11/82	30
6.	vs. Sul Ross State	11/29/74	32
7.	Quincy College	12/1/73	34
8.	Hayward State	12/21/64	35
	Air Force	1/9/82	35
	Texas A&M-Kingsville	11/27/81	35

## MOST POINTS ALLOWED

	OPPONENT	DATE	PTS
1.	at Arizona State	1/9/61	119
2.	at Texas Tech	2/27/56	117
3.	at UCF	1/23/08	109
4.	at Fresno State	2/17/01	108
	Marshall	2/4/16	108
6.	at New Mexico State	2/11/61	107
7.	at Hawaii	2/17/94	104
	at SMU	1/20/00	104
9.	Wake Forest	11/17/16	103
10.	Arizona	2/27/60	100
	at San Diego State	2/19/94	100
	Jackson State	12/22/06	100
	UAB	1/8/11	100

## BIGGEST WINS

	OPPONENT	SCORE	DATE	MARGIN
1.	Fort Lewis College	109-47	11/26/88	62
2.	Alcorn State	101-41	12/19/09	60
3.	New Mexico State	107-51	2/24/65	56
4.	Colorado State	91-38	12/18/61	53
5.	Sul Ross State	84-32	11/29/74	52
	Cardinal Stritch	113-61	12/20/94	52
7.	Eastern New Mexico	89-38	12/4/65	51
	<b>USAO</b>	123-72	11/9/23	51
9.	New Mexico Highlands	89-39	2/10/62	50
	Arkansas-Pine Bluff	110-60	11/29/00	50
	Louisiana College	100-50	11/10/17	50
12.	St. Michael's	88-39	12/2/54	49
	<b>McMurry</b>	120-71	11/6/23	49
14.	Roosevelt	105-57	12/11/82	48
	Texas State	108-60	12/19/06	48

## BIGGEST HOME WINS

	OPPONENT	SCORE	DATE	MARGIN
1.	Fort Lewis College	109-47	11/26/88	62
2.	Alcorn State	101-41	12/19/09	60
3.	New Mexico State	107-51	2/24/65	56
4.	Colorado State	91-38	12/18/61	53
5.	Sul Ross State	84-32	11/29/74	52
	Cardinal Stritch	113-61	12/20/94	52
7.	Eastern New Mexico	89-38	12/4/65	51
	<b>vs. USAO</b>	123-72	11/9/23	51
9.	New Mexico Highlands	89-39	2/10/62	50
	Arkansas-Pine Bluff	110-60	11/29/00	50
	Louisiana College	100-50	11/10/17	50

## BIGGEST ROAD WINS

	OPPONENT	SCORE	DATE	MARGIN
1.	Texas Southern	104-61	12/29/07	43
2.	UCF	96-59	1/23/10	37
3.	West Texas A&M	92-59	1/28/63	33
4.	Sul Ross State	89-57	1/29/51	32
5.	New Mexico	72-42	1/13/48	30
	Wyoming	68-38	1/26/74	30
7.	Colorado State	75-46	1/10/81	29
8.	Abilene Christian	76-48	12/29/47	28
9.	Hardin-Simmons	55-31	1/15/48	24
10.	Northern Arizona	92-69	12/18/50	23
	San Diego State	77-54	1/23/92	23
	Marshall	91-68	1/28/17	23

## BIGGEST LOSSES

	OPPONENT	SCORE	DATE	MARGIN
1.	at Fresno State	108-56	1/25/01	52
2.	Waltz	59-10	1915-16*	49
	at Old Dominion	82-33	2/17/18	49
4.	New Mexico State	71-23	1935-36*	48
5.	Cactus Club	59-12	1915-16*	47
	New Mexico State	55-8	1917-18*	47
	New Mexico	70-23	1935-36*	47
9.	Kansas State	76-31	12/3/57	45
10.	New Mexico State	67-23	1/7/38	44
	Arizona State	67-24	1933-34*	43
	New Mexico State	65-22	1935-36*	43
	Arizona	93-50	2/25/48	43
14.	YMCA	54-12	1914-15*	42
	YMCA	57-15	1914-15*	42
	Texas	53-11	1923-24*	42
	Breese	45-3	1931-32*	42
	Johnson Floormen	66-24	1932-33*	42

\* No date available

## MOST FIELD GOALS

	OPPONENT	DATE	FGM
1.	<b>vs. McMurry</b>	11/6/23	50
2.	vs. New Mexico State	2/1/66	46
	vs. Illinois Tech	12/22/79	46
4.	at Assumption (n)	12/6/80	45
5.	vs. Roosevelt	12/11/82	44
6.	vs. Rice	2/5/04	43
7.	vs. St. Michael's College	12/12/61	42
	vs. Missouri State	1/28/64	42
	vs. New Mexico State	2/24/65	42
	vs. Arkansas-Pine Bluff	11/29/00	42

## MOST FIELD GOAL ATTEMPTS

	OPPONENT	DATE	FGA
1.	vs. Pasadena	2/1/61	112
2.	vs. St. Michael's College	12/12/61	103
3.	vs. West Texas A&M	2/27/61	99
4.	vs. New Mexico State	2/1/66	94
5.	at New Mexico State	2/11/61	91
	vs. Western New Mexico	1/2/62	91
7.	vs. Sul Ross State	1/3/59	90
	vs. New Mexico	12/10/60	90
	vs. Western New Mexico	1/4/64	90
10.	vs. West Texas A&M	2/24/58	88
	vs. Illinois Tech	12/22/79	88

## BEST FIELD GOAL PERCENTAGE

	OPPONENT	DATE	FG-FGA	PCT
1.	vs. New Mexico	1956-57*	25-35	.800
2.	vs. Hardin-Simmons	1/5/57	36-49	.735
3.	vs. Midwestern State	12/1/86	30-43	.698
4.	vs. Wabash	12/11/73	36-52	.692
5.	at FIU	2/25/17	35-52	.673
6.	vs. Utah	1/5/89	32-48	.667
7.	vs. Regis	12/20/82	35-53	.660
	vs. Colorado State	1/24/89	31-47	.660
9.	at Oregon State	2/4/86	26-40	.650
10.	at Utah	1/4/82	24-37	.649

## BEST FIELD GOAL PERCENTAGE 1ST HALF

	OPPONENT	DATE	FG-FGA	PCT
1.	at Charlotte	2/27/16	21-28	.750
2.	vs. Utah	1/5/89	20-27	.741
3.	vs. Hawaii	1/8/96	21-29	.724
4.	vs. Colorado State	1/24/89	18-25	.720
	vs. Boise State	1/25/03	18-25	.720
6.	vs. Midwestern State	11/29/75	23-32	.719
7.	vs. Arkansas-Pine Bluff	12/29/11	20-28	.714
	vs. East Carolina	1/18/12	15-21	.714
9.	vs. Rice	2/5/04	24-34	.706



# TEAM SINGLE-GAME RECORDS

10.	at Colorado	12/13/75	18-26	.692
	at Wyoming	3/8/86	18-26	.692
	vs. Boston College	12/28/87	18-26	.692
	vs. Sam Houston State	12/23/89	18-26	.692
	vs. Delaware State	11/21/04	18-26	.692

## BEST FIELD GOAL PERCENTAGE 2ND HALF

OPPONENT	DATE	FG-FGA	PCT	
1.	at San Diego State	1/27/79	11-13	.846
2.	vs. New Mexico	1/22/83		.842
3.	at Utah	1/4/82		.824
4.	at Oregon State	2/4/86	14-17	.823
5.	vs. Florida Tech	12/15/78		.797
6.	at New Mexico State	11/27/95	18-23	.783
7.	vs. Arkansas-Pine Bluff	12/22/12	17-22	.773
8.	vs. Marshall	3/2/11	16-21	.762
9.	vs. Tulsa	1/8/05	19-25	.760
10.	vs. Colorado State	1/15/83		.750
	vs. New Mexico State	1/6/00	15-20	.750

## LOWEST FG PERCENTAGE ALLOWED (SINCE 1950)

OPPONENT	DATE	FG-FGA	PCT	
1.	Eastern New Mexico	12/4/65	10-48	.208
2.	vs. Hayward State	12/21/64	11-52	.212
	William & Mary	12/29/64	14-66	.212
	Sul Ross State	11/29/74	11-52	.212
5.	vs. Abilene Christian	12/3/66	17-79	.215
6.	Texas A&M-Commerce	12/6/66	9-41	.220
7.	Colorado State	12/18/61	17-74	.230
	Jacksonville State	12/18/95	14-61	.230
9.	South Dakota	12/21/65	15-65	.231
10.	Quincy	12/1/73	11-47	.234

## HIGHEST FG PERCENTAGE ALLOWED

OPPONENT	DATE	FG-FGA	PCT	
1.	vs. North Carolina St. (n)	3/17/85	30-41	.731
2.	at Hawaii	1/21/89	34-48	.708
3.	at UCF	1/23/08	40-57	.702
4.	at Arizona	2/4/57	39-56	.696
5.	Utah	2/9/79	30-45	.667
	at Wyoming	1/17/87	30-45	.667
	at Arizona	12/16/95	32-48	.667
8.	New Mexico	1/26/85	27-42	.643
	Wyoming (n)	3/12/88	27-42	.643
	Utah	1/30/97	27-42	.643

## MOST 3-POINT FIELD GOALS

OPPONENT	DATE	3FG	
1.	vs. UT-Permian Basin	11/22/03	15
	vs. East Carolina	2/13/10	15
	at New Mexico	12/7/16	15
	<b>Southern Miss</b>	<b>1/8/22</b>	<b>15</b>
5.	vs. New Mexico State	12/6/93	14
	at BYU	1/26/95	14
	vs. Arkansas-Pine Bluff	11/29/00	14
	vs. Lipscomb	3/14/06	14
	vs. Texas State	12/19/06	14
	at Texas Southern	12/29/07	14
	vs. James Madison (n)	12/29/08	14
	<b>at Southern Miss</b>	<b>2/19/22</b>	<b>14</b>

## MOST 3-POINT FIELD ATTEMPTS

OPPONENT	DATE	3FA	
1.	at Southern Miss	1/31/07	37
2.	at Colorado State	2/18/95	34
	vs. Samford	12/14/98	34
4.	vs. James Madison (n)	12/29/08	33
	vs. UTSA	1/15/20	33
6.	vs. New Mexico	1/2/08	32
	at UTSA	1/18/20	32
	vs. Southern Miss	3/1/20	32
	vs. Benedictine Mesa	12/20/20	32
10.	vs. Arkansas-Pine Bluff	11/29/00	31
	vs. Northern Arizona	12/17/16	31
12.	vs. New Mexico State	12/7/92	30
	at New Mexico State	11/30/96	30
	at Syracuse	11/12/06	30

## BEST 3-POINT FIELD GOAL PERCENTAGE (MINIMUM 10 ATTEMPTS)

OPPONENT	DATE	3FG-FGA	PCT	
1.	vs. Middle Tennessee	1/31/15	12-16	.750
2.	vs. Auburn (n)	12/25/12	9-13	.692
3.	<b>at FIU</b>	<b>2/23/23</b>	<b>8-12</b>	<b>.667</b>
	at Utah	1/13/90	8-12	.667
	vs. FIU (n)	3/12/15	8-12	.667
6.	at New Mexico	2/19/98	11-17	.647
	vs. UTSA	3/5/16	11-17	.647
8.	vs. Arkansas-Pine Bluff	12/22/12	9-14	.643
	at Rice	2/18/17	9-14	.643
10.	vs. Morgan State	12/31/86	7-11	.636
	vs. New Mexico	1/31/87	7-11	.636
	at FIU	2/25/17	7-11	.636

## MOST FREE THROWS

OPPONENT	DATE	FTM	
1.	vs. Sul Ross State	11/24/03	41
2.	vs. Arizona State	1/17/70	40
3.	vs. Tulsa (n)	3/15/85	39
4.	vs. Missouri	12/23/69	38

6.	vs. New Mexico State	2/20/02	38
	vs. North Texas	12/29/56	37
	vs. New Mexico State	12/18/04	37
8.	vs. Kentucky (n)	3/19/66	36
	at BYU	3/1/97	36
	vs. Jackson State	11/24/98	36

## MOST FREE THROW ATTEMPTS

OPPONENT	DATE	FTA	
1.	vs. Tulsa (n)	3/15/85	55
	vs. Sul Ross State	11/24/03	55
3.	at UNLV	12/8/80	52
4.	vs. McMurry	12/9/54	50
	vs. Belhaven	11/27/94	50
	vs. East Carolina	2/23/08	50
7.	vs. New Mexico State	2/20/02	49
8.	vs. Arizona State	1/17/70	48
	at Southern Miss	2/11/06	48
10.	vs. Loyola (New Orleans)	11/14/15	47

## BEST FREE THROW PERCENTAGE (MINIMUM 10 ATTEMPTS)

OPPONENT	DATE	FT-FTA	PCT	
1.	at Hardin-Simmons	3/2/59	15-15	1.000
	vs. Oklahoma Christian	12/3/69	15-15	1.000
	vs. Sul Ross State	12/5/20	13-13	1.000
	vs. Arizona State	1/13/77	11-11	1.000
	at Boise State	1/1/05	10-10	1.000
6.	vs. Fresno State	2/10/05	26-27	.963
7.	vs. Washington State	12/9/18	21-22	.955
8.	vs. New Mexico State	1/23/71	20-21	.952
9.	vs. Missouri	12/23/69	38-40	.950
10.	vs. Fresno State	2/24/94	15-16	.938
	vs. Southern	12/17/11	15-16	.938
12.	vs. Southern Cal College	11/25/95	14-15	.933
	vs. New Mexico	2/20/97	28-30	.933
	at NM State	12/3/19	14-15	.933

## MOST REBOUNDS

OPPONENT	DATE	REB	
1.	vs. Western New Mexico	1/4/64	79
2.	vs. Hardin-Simmons	2/25/61	77
	vs. West Texas A&M	2/18/63	77
4.	vs. Wayland Baptist	12/3/62	76
5.	vs. Eastern New Mexico	2/15/61	74
6.	vs. St. Michael's College	12/12/61	72
	vs. Missouri State	1/28/64	72
8.	vs. West Texas A&M	2/27/61	69
	vs. Colorado State	12/18/61	69
	vs. New Mexico State	2/24/64	69

## MOST ASSISTS

OPPONENT	DATE	AST	
1.	<b>vs. McMurry</b>	<b>11/6/23</b>	<b>33</b>
2.	vs. BYU	1/4/74	29
	vs. UT-Permian Basin	11/21/05	29
	vs. East Carolina	2/13/10	29
	vs. Louisiana College	11/12/16	29
6.	vs. Rider	12/21/87	28
	vs. Arkansas-Pine Bluff	11/29/00	28
	vs. Arkansas-Monticello	11/16/01	28
9.	vs. Roosevelt	12/11/82	27
	vs. Rice	2/5/04	27
	vs. Lipscomb	3/14/06	27

## MOST BLOCKS

OPPONENT	DATE	BLK	
1.	vs. Fort Lewis	11/26/88	16
2.	vs. Cleveland State	12/29/88	15
3.	vs. Memphis (n)	12/16/77	13
	vs. Sam Houston State	12/23/89	13
5.	vs. Utah	2/15/90	12
	vs. Abilene Christian	12/18/93	12
	at Middle Tennessee	1/16/14	12
	<b>at UTSA</b>	<b>1/23/22</b>	<b>11</b>
9.	vs. New Mexico State	11/27/89	11
	at Wyoming	2/28/91	11
	vs. Houston Baptist	11/30/91	11
	vs. New Mexico State	12/7/91	11
	vs. Rice	2/7/02	11
	vs. Texas Southern	11/14/08	11

## MOST STEALS

OPPONENT	DATE	TO	
1.	<b>Sul Ross State</b>	<b>11/15/22</b>	<b>24</b>
2.	Cardinal Stritch	12/20/94	21
3.	UT-Permian Basin	11/21/05	19
	<b>McMurry</b>	<b>11/6/23</b>	<b>19</b>
5.	Norfolk State	12/28/09	18
	Fort Hays State	1/7/82	18
	Louisiana College	12/23/80	18
	<b>USAO</b>	<b>11/9/23</b>	<b>18</b>
9.	<b>Northern New Mexico College</b>	<b>12/3/22</b>	<b>17</b>
	Alabama State	12/27/04	17
	Fort Lewis	11/26/88	17

Bold denotes Joe Golding era



# INDIVIDUAL GAME RECORDS

## POINTS

NAME	OPPONENT	DATE	PTS
1. Jim Barnes (Sr.)	vs. Western New Mexico	1/4/1964	51
2. Antoine Gillespie (Jr.)	at Hawaii	2/17/1994	45
Randy Culpepper (Jr.)	vs. East Carolina	2/13/2010	45
4. Stefon Jackson (Sr.)	at Santa Clara	12/30/2008	44
5. Jim Barnes (Sr.)	vs. Long Beach State	12/13/1963	42
Jim Barnes (Sr.)	vs. Texas A&M (n)	3/4/1964	42
7. Jim Barnes (Sr.)	vs. Missouri State	1/28/1964	41
Stefon Jackson (Jr.)	vs. East Carolina	2/23/2008	41
9. Jim Barnes (Sr.)	vs. West Texas State	1/8/1964	40
10. Randy Culpepper (Jr.)	at UCF	1/23/2010	39

## FIELD GOALS MADE

NAME	OPPONENT	DATE	FGM
1. Jim Barnes (Sr.)	vs. Western New Mexico	1/4/1964	19
2. Jim Barnes (Sr.)	vs. Long Beach State	12/13/1963	17
3. Nolan Richardson (So.)	at New Mexico State	2/11/1961	16
Jim Barnes (Sr.)	vs. San Jose State	12/14/1963	16
Jim Barnes (Sr.)	vs. Missouri State	1/28/1964	16
Jim Barnes (Sr.)	vs. Texas A&M (n)	3/4/1964	16
Nate Archibald (Jr.)	vs. Montana State (n)	12/28/1968	16
8. Al Tolen (Sr.)	at Arizona State	1/9/1961	15
Antoine Gillespie (Sr.)	at Hawaii	2/17/1994	15
Bryson Williams (Jr.)	vs. East Central	11/27/2019	15
11. Nolan Richardson (So.)	vs. West Texas State	2/27/1961	14
Jim Barnes (Sr.)	vs. Tennessee Tech	12/19/1963	14
Jim Barnes (Sr.)	at New Mexico State	2/17/1964	14
Willie Worsley (Jr.)	at West Texas State	1/10/1967	14
Antoine Gillespie (Jr.)	vs. Hawaii	1/13/1994	14
Brandon Wolfram (Jr.)	vs. TCU	2/17/2000	14
Brandon Wolfram (Sr.)	vs. Alcorn State	12/9/2000	14
Randy Culpepper (Jr.)	vs. East Carolina	2/13/2010	14

## FIELD GOALS ATTEMPTED

NAME	OPPONENT	DATE	FGA
1. Nolan Richardson (So.)	vs. Pasadena College	2/1/1961	31
2. Jim Barnes (Sr.)	vs. Western New Mexico	1/4/1964	30
Randy Culpepper (Sr.)	at UAB	1/8/2011	30
4. Al Tolen (Jr.)	vs. Arizona	2/27/1960	29
Nolan Richardson (So.)	at New Mexico State	2/11/1961	29
Jim Barnes (Sr.)	vs. Long Beach State	12/13/1963	29
7. Nolan Richardson (So.)	vs. West Texas State	2/27/1961	27
8. Gerald Rogers (Jr.)	vs. North Texas State	12/29/1951	26
Al Tolen (Jr.)	at West Texas State	2/13/1960	26
Al Tolen (Sr.)	at Arizona State	1/9/1961	26
Al Tolen (Sr.)	vs. Pasadena College	2/1/1961	26
Antoine Gillespie (Sr.)	at Colorado State	2/18/1995	26
Stefon Jackson (Sr.)	vs. Houston (n)	3/12/2009	26
Bryson Williams	at Hawai'i	12/22/2019	26

## FIELD GOAL PERCENTAGE (MIN. 6 MADE)

NAME	OPPONENT	DATE	PCT
1. Marlon Maxey (So.)	vs. BYU	2/17/1990	1.000 (9-9)
George Banks (Sr.)	vs. UT-Pan American	12/28/1994	1.000 (9-9)
Cedrick Lang (Fr.)	vs. Arkansas-Pine Bluff	12/29/2011	1.000 (9-9)
4. Al Tolen (Sr.)	at Oklahoma	12/1/1960	1.000 (8-8)
Bob Dibler (Sr.)	vs. Air Force	1/16/1965	1.000 (8-8)
Frank Keton (So.)	vs. Indiana	12/29/1972	1.000 (8-8)
<b>Elijah Jones (R-Fr.)</b>	<b>vs. McMurry</b>	<b>11/6/23</b>	<b>1.000 (8-8)</b>
8. Bobby Joe Hill (So.)	vs. West Texas A&M	2/26/1962	1.000 (7-7)
Orsten Artis (Sr.)	at West Texas A&M	2/24/1966	1.000 (7-7)
Kenny John (So.)	vs. Seattle	2/18/1967	1.000 (7-7)
Mike Richmond (Jr.)	vs. Stephen F. Austin	12/3/1986	1.000 (7-7)
John Bohannon (So.)	vs. SMU	1/14/2012	1.000 (7-7)
Cedrick Lang (Jr.)	vs. Northwestern State	12/19/2013	1.000 (7-7)
Terry Winn (Fr.)	vs. LA Tech	2/20/2016	1.000 (7-7)
15. Luster Goodwin (Fr.)	vs. Texas A&M-Kingsville	11/27/1981	1.000 (6-6)
Wayne Campbell (Sr.)	at Ark.-Little Rock	12/10/1987	1.000 (6-6)
Antonio Davis (So.)	vs. Lamar	12/17/1987	1.000 (6-6)
Ralph Davis (Jr.)	at Texas Tech	12/9/1992	1.000 (6-6)
Jeremy Primozich (So.)	vs. St. Francis	12/9/1995	1.000 (6-6)
Brandon Wolfram (Fr.)	vs. Penn State	12/27/1997	1.000 (6-6)
Claude Britten (Jr.)	vs. Tulane	1/27/2010	1.000 (6-6)
John Bohannon (Fr.)	vs. Memphis	2/26/2011	1.000 (6-6)
Gabriel McCulley (Sr.)	vs. Rice	2/29/2012	1.000 (6-6)
John Bohannon (Sr.)	vs. East Carolina	3/12/2013	1.000 (6-6)
Cedrick Lang (Sr.)	vs. Alcorn State	12/21/2014	1.000 (6-6)

## 3-POINT FIELD GOALS MADE

NAME	OPPONENT	DATE	3FGM
1. Randy Culpepper (Jr.)	at UCF	1/23/2010	9
Randy Culpepper (Jr.)	vs. East Carolina	2/13/2010	9
3. Randy Culpepper (So.)	vs. James Madison (n)	12/29/2008	8
Daryl Edwards (Gr.)	vs. Rice	2/22/2020	8
5. Antoine Gillespie (Jr.)	vs. New Mexico State	12/6/1993	7
Mark Ingles (Sr.)	at Utah	2/1/1996	7
Mark Ingles (Sr.)	at San Diego State	2/24/1996	7
Jarvis Mullahon (Jr.)	at New Mexico State	11/28/1998	7
Jarvis Mullahon (Sr.)	vs. Fresno State	2/12/2000	7
Omar Duran (Jr.)	vs. Fresno State	2/6/2003	7
Omar Duran (Jr.)	vs. San Jose State (n)	3/11/2003	7
Miguel Ayala (Sr.)	vs. SMU	1/28/2006	7
Randy Culpepper (Fr.)	vs. SMU (n)	3/12/2008	7
Randy Culpepper (Jr.)	at Marshall	3/2/2010	7
Dominic Artis (Jr.)	UTRGV	12/29/2015	7
Deon Barrett (Fr.)	at New Mexico	12/7/2016	7
Jamal Bieniemy (R-Jr.)	at Rice	2/3/2022	7

## 3-POINT FIELD GOALS ATTEMPTED

NAME	OPPONENT	DATE	3FGA
1. Randy Culpepper (So.)	at New Mexico State	12/14/2008	19
2. Randy Culpepper (Jr.)	at UCF	1/23/2010	15
3. Mark Ingles (Sr.)	at San Diego State	2/24/1996	14
Randy Culpepper (So.)	vs. James Madison (n)	12/29/2008	14
Randy Culpepper (So.)	at Tulane	2/28/2009	14
6. Antoine Gillespie (Sr.)	at Colorado State	2/18/1995	13
Randy Culpepper (Fr.)	vs. SMU (n)	3/12/2008	13
Keith Frazier (Sr.)	vs. North Dakota State	12/22/2017	13
Isiah Osborne (So.)	at UTSA	1/20/2018	13
8. Antoine Gillespie (Jr.)	vs. New Mexico State	12/6/1993	12
Mark Ingles (Jr.)	vs. Colorado State	2/18/1995	12
Carl Davis (Sr.)	at Arizona	12/16/1995	12
Mark Ingles (Sr.)	at Hawaii	2/22/1996	12
Kimani Jones-Young (Sr.)	at New Mexico State	11/30/1996	12
Jarvis Mullahon (Sr.)	vs. Fresno State	2/12/2000	12
Omar Duran (Jr.)	vs. Columbia	12/27/2002	12
Omar Duran (Jr.)	vs. Fresno State	2/6/2003	12
Omar Duran (Jr.)	vs. San Jose State (n)	3/11/2003	12
Miguel Ayala (Sr.)	vs. SMU	1/28/2006	12
Kevin Henderson (Sr.)	at Southern Miss	1/31/2007	12
Randy Culpepper (Fr.)	vs. Wyoming	12/22/2007	12
Randy Culpepper (Fr.)	vs. New Mexico	1/2/2008	12
Randy Culpepper (So.)	at Oregon State	3/30/2009	12
Randy Culpepper (Jr.)	vs. Mississippi (n)	12/16/2009	12
Randy Culpepper (Jr.)	vs. East Carolina	2/13/2010	12
Daryl Edwards (Gr.)	vs. Rice	2/22/2020	12

## 3-POINT FG PERCENTAGE (MIN. 5 MADE)

NAME	OPPONENT	DATE	PCT
1. Jeff Spillar (Jr.)	vs. Fresno State	2/29/1996	1.000 (5-5)
Jarvis Mullahon (Sr.)	at Florida International	1/2/2000	1.000 (5-5)
Jacques Streeter (Sr.)	vs. SMU	1/19/2013	1.000 (5-5)

## FREE THROWS MADE

NAME	OPPONENT	DATE	FTM
1. Jim Babers (Sr.)	at Arizona State	2/11/1956	21
Stefon Jackson (Jr.)	vs. East Carolina	2/23/2008	21
3. Stefon Jackson (Sr.)	vs. Marshall	2/14/2009	20
4. Charlie Brown (So.)	at West Texas State	2/15/1957	17
Nate Archibald (Sr.)	at Colorado State	1/8/1970	17
Stefon Jackson (Jr.)	vs. Wyoming	12/22/2007	17
Stefon Jackson (Sr.)	vs. Southern Miss	1/31/2009	17
8. Jim Barnes (Sr.)	vs. West Texas A&M	1/8/1964	16
Fred Reynolds (Sr.)	at Hawaii	2/11/1984	16
John Tofi (Sr.)	at Southern Miss	2/11/2006	16
Stefon Jackson (So.)	vs. Jackson State	12/22/2006	16
12. Ed Haller (Jr.)	vs. Abilene Christian	12/6/1954	15
Jim Babers (Sr.)	vs. Arizona	1/7/1956	15
John Saffle (So.)	vs. Utah	1/5/1974	15
Kevin Hamilton (Fr.)	vs. McNeese State	12/18/1982	15
Eddie Rivera (Sr.)	vs. Utah (n)	3/12/1993	15
Brandon Wolfram (Sr.)	at New Mexico State	12/2/2000	15
Souley Boum (Jr.)	vs. FIU	2/13/2021	15

## FREE THROWS ATTEMPTED

NAME	OPPONENT	DATE	FTA
1. Stefon Jackson (Jr.)	vs. East Carolina	2/23/2008	27
2. Jim Babers (Sr.)	vs. Arizona State	2/11/1956	23
3. Jim Barnes (Sr.)	vs. Western New Mexico	1/4/1964	22
4. Charlie Brown (So.)	at West Texas A&M	2/15/1957	21
Tim Hardaway (Sr.)	vs. Texas Southern	11/28/1988	21
Stefon Jackson (Jr.)	vs. Wyoming	12/22/2007	21
7. Nate Archibald (Sr.)	at Colorado State	1/8/1970	20
Dave Feitl (Jr.)	vs. San Diego State	3/9/1985	20
Antonio Davis (Jr.)	vs. Texas Southern	11/28/1988	20
Stefon Jackson (Sr.)	vs. Marshall	2/14/2009	20
11. Jim Babers (Sr.)	vs. Arizona	1/7/1956	19
Antoine Gillespie (Jr.)	vs. New Mexico State	12/6/1993	19
John Tofi (Sr.)	at Southern Miss	2/11/2006	19
Stefon Jackson (Jr.)	vs. USC Upstate	12/21/2007	19

## FREE THROW PERCENTAGE (MIN. 11 MADE)

NAME	OPPONENT	DATE	PCT
1. Stefon Jackson (Sr.)	vs. Marshall	2/14/2009	1.000 (20-20)
2. Omar Thomas (Sr.)	vs. Rice (n)	3/11/2005	1.000 (14-14)
Omar Thomas (Sr.)	at Rice	2/5/2005	1.000 (14-14)
Souley Boum (So.)	vs. Southern Miss	1/9/2020	1.000 (14-14)
5. Omar Thomas (Sr.)	vs. New Mexico State	12/18/2004	1.000 (13-13)
Omar Thomas (Jr.)	vs. Boise State	1/3/2004	1.000 (13-13)
Souley Boum (Jr.)	vs. Sul Ross State	12/5/2020	1.000 (13-13)
8. Nate Archibald (Jr.)	vs. So. Colorado	12/7/1968	1.000 (12-12)
Chris Blocker (Sr.)	vs. UAB	12/29/1987	1.000 (12-12)
Antoine Gillespie (Jr.)	at San Diego State	2/19/1994	1.000 (12-12)
Omar Thomas (Sr.)	vs. Louisiana Tech	2/22/2005	1.000 (12-12)
Stefon Jackson (Sr.)	at New Mexico	1/6/2009	1.000 (12-12)
Randy Culpepper (Sr.)	vs. Tulsa	1/5/2011	1.000 (12-12)
Randy Culpepper (Sr.)	vs. Houston	2/19/2011	1.000 (12-12)
Lee Moore (Sr.)	vs. FIU (n)	3/9/2016	1.000 (12-12)
16. David Lattin (Jr.)	vs. New Mexico	12/16/1966	1.000 (11-11)
Dick Gibbs (Sr.)	vs. Western New Mex.	12/4/1970	1.000 (11-11)
Brandon Wolfram (Sr.)	vs. Houston	12/28/2000	1.000 (11-11)
Giovanni St. Amant (Fr.)	vs. San Jose State	3/11/2003	1.000 (11-11)
John Tofi (Sr.)	at SMU	1/11/2006	1.000 (11-11)
Stefon Jackson (Sr.)	vs. Arizona State (n)	11/30/2008	1.000 (11-11)



# INDIVIDUAL GAME RECORDS

## REBOUNDS

NAME	OPPONENT	DATE	REB
1. Jim Barnes (Sr.)	vs. Western New Mexico	1/4/1964	36
2. Jim Barnes (Sr.)	vs. Missouri State	1/28/1964	28
3. Jim Barnes (Sr.)	vs. Hardin-Simmons	2/16/1963	27
Jim Barnes (Sr.)	vs. Centenary	12/16/1963	27
5. Jim Barnes (Sr.)	vs. Tennessee Tech	12/19/1963	26
Jim Barnes (Sr.)	vs. West Texas A&M	1/8/1964	26
7. Jim Barnes (Sr.)	vs. Long Beach State	12/13/1963	25
8. Al Tolen (Sr.)	vs. Arizona State	2/20/1961	24
Al Tolen (Sr.)	vs. West Texas A&M	2/27/1961	24
Jim Barnes (Sr.)	at Wisconsin	12/8/1962	24
Jim Barnes (Sr.)	vs. Los Angeles State	12/22/1962	24
Jim Barnes (Sr.)	vs. Tarleton State	12/9/1963	24
14. Terry White (Sr.)	vs. Texas Southern	12/12/1981	24
Jim Barnes (Sr.)	vs. Arizona State	1/5/1963	23
Al Tolen (Sr.)	at Arizona	1/7/1961	23
Al Tolen (Sr.)	vs. Hardin-Simmons	2/25/1961	23
17. Jim Barnes (Sr.)	vs. Tennessee Tech	12/19/1963	22
Jim Barnes (Sr.)	vs. Clemson	12/28/1963	22
Jojo Garcia (Sr.)	vs. BYU	2/1/1997	22
20. Jim Barnes (Sr.)	vs. North Texas State	11/30/1963	21
Tom Pauling (Sr.)	at West Texas A&M	12/9/1976	21
22. Ted Sterrett (So.)	vs. Wayland	12/12/1960	20
Nolan Richardson (So.)	vs. Eastern New Mexico	2/15/1961	20
Bobby Joe Hill (Sr.)	vs. Arizona	1/13/1962	20
Jim Barnes (Sr.)	vs. UT-Pan American	2/22/1964	20
Jim Barnes (Sr.)	at Hardin-Simmons	1/26/1963	20
Jim Barnes (Sr.)	vs. West Texas A&M	2/18/1963	20
Jim Barnes (Sr.)	vs. New Mexico State	2/23/1963	20
Terry White (So.)	vs. Texas A&M-Kingsville	12/1/1979	20
Terry White (Sr.)	vs. Texas A&M-Kingsville	11/27/1981	20
Efe Odigie (Fr.)	at Marshall	1/31/2019	20

## ASSISTS

NAME	OPPONENT	DATE	AST
1. Filiberto Rivera (Sr.)	vs. Louisiana Tech	2/25/200	18
Joe Griffin (Sr.)	vs. Sam Houston State	12/23/1989	14
3. Eddie Rivera (Sr.)	vs. Mississippi College	2/3/1993	13
Dominic Artis (Sr.)	vs. Louisiana College	11/12/2016	13
5. Tim Hardaway (Sr.)	at San Diego State	1/19/1989	12
Joe Griffin (Sr.)	vs. Austin Peay State	12/29/1989	12
Filiberto Rivera (Sr.)	vs. Alabama State	12/27/2004	12
Filiberto Rivera (Sr.)	vs. Fresno State	2/10/2005	12
Julyan Stone (So.)	vs. New Mexico State	12/20/2009	12
Jacques Streeter (Sr.)	vs. Houston	3/14/2013	12
Dominic Artis (Sr.)	at New Mexico	12/7/2016	12
Dominic Artis (Sr.)	vs. Northern Arizona	12/17/2016	12
13. Eddie Rivera (Sr.)	vs. Air Force	1/7/1993	11
Eddie McRae (Sr.)	vs. UT-San Antonio	12/1/1998	11
Filiberto Rivera (Sr.)	vs. Rice (n)	3/11/2005	11
Malik Alvin (Fr.)	vs. Texas State	12/19/2006	11
Marvin Kilgore (Sr.)	vs. Southeastern Louisiana	12/19/2007	11
Marvin Kilgore (Sr.)	vs. Houston	3/8/200	11
Julyan Stone (So.)	vs. Georgia Southern	11/18/2008	11
Julyan Stone (So.)	vs. Texas Tech	12/17/2008	11
Julyan Stone (So.)	at SMU	1/10/2009	11
Julyan Stone (So.)	at Houston	1/28/2009	11
Julyan Stone (Sr.)	vs. East Carolina	2/13/2010	11
Souley Boum (Sr.)	vs. Sul Ross State	12/5/2020	11

## STEALS

NAME	OPPONENT	DATE	STL
1. Edgar Moreno (Sr.)	vs. UT-Permian Basin	11/21/2005	8
2. Shamar Givance (Sr.)	at UAB	12/29/2022	7
Souley Boum (R-Jr.)	vs. MT	3/10/2022	7
Tim Hardaway (So.)	vs. Colorado State	1/23/1987	7
Tim Hardaway (Sr.)	at New Mexico State	12/12/1987	7
Tim Hardaway (Sr.)	vs. Fort Lewis	11/26/1988	7
Tim Hardaway (Sr.)	vs. South Carolina State	12/27/1988	7
Gym Bice (So.)	vs. Hawaii	1/24/1991	7
Sharif Fajardo (Sr.)	at Hawaii	2/4/1999	7
Filiberto Rivera (Sr.)	at San Jose State	2/16/2005	7
Kevin Henderson (Sr.)	vs. Pacific	12/20/2005	7
12. Shamar Givance (Sr.)	UAB	2/16/2023	6
Byron Walker (Sr.)	at New Mexico	2/19/1983	6
Tim Hardaway (Sr.)	vs. St. Mary's (n)	11/28/1987	6
Tim Hardaway (Sr.)	vs. Alcorn State	12/2/1988	6
George Banks (Sr.)	vs. San Diego State	1/15/1994	6
Eugene Costello (Sr.)	vs. Alcorn State	12/9/2000	6
Filiberto Rivera (Sr.)	vs. SMU	1/29/2004	6
Omar Thomas (Sr.)	vs. Boise State	3/5/2005	6
Randy Culpepper (Fr.)	vs. USC Upstate	12/21/2007	6
Randy Culpepper (Fr.)	vs. UAB	2/27/2008	6
Randy Culpepper (So.)	vs. Marshall	2/14/2009	6
McKenzie Moore (So.)	at Tulsa	1/16/2013	6
Earvin Morris (Sr.)	at North Texas	1/2/2015	6
Nigel Hawkins (So.)	vs. East Central	11/27/2020	6
Jordan Lathon (So.)	vs. Southern Miss	3/1/2020	6

## BLOCKS

NAME	OPPONENT	DATE	BLK
1. Wayne Campbell (Sr.)	vs. Northern Illinois	12/4/1987	8
David Van Dyke (Sr.)	vs. San Diego State	1/18/1992	8
Brian Stewart (Sr.)	vs. Florida A&M	12/18/2000	8
4. David Van Dyke (Fr.)	vs. Fort Lewis	11/26/1988	7
David Van Dyke (Fr.)	vs. Alcorn State	12/2/1988	7
David Van Dyke (Sr.)	vs. Southern Utah	2/24/1992	7
David Van Dyke (Sr.)	at Colorado State	3/12/1992	7
John Bohannon (Sr.)	at Middle Tennessee	1/16/2014	7
9. David Van Dyke (Fr.)	vs. Cleveland State	12/29/1988	6
David Van Dyke (So.)	vs. South Carolina	12/28/1989	6
David Van Dyke (Sr.)	at New Mexico State	11/29/1990	6
David Van Dyke (Sr.)	vs. Colorado State	1/5/1991	6
David Van Dyke (Sr.)	vs. Houston Baptist	11/30/1991	6
David Van Dyke (Sr.)	vs. Texas Wesleyan	12/18/1991	6
David Van Dyke (Sr.)	vs. Utah	1/11/1992	6
George Banks (Sr.)	vs. Wyoming	1/12/1995	6
George Banks (Sr.)	vs. Colorado State	1/14/1995	6
George Banks (Sr.)	vs. BYU	2/2/1995	6
George Banks (Sr.)	vs. Utah	2/4/1995	6
Brian Stewart (Sr.)	vs. New Mexico State	2/20/2002	6
Hooper Vint (Sr.)	at UAB	1/9/2016	6

BOLD denotes active Miners



# BOX SCORES



Official Basketball Box Score - Final  
**McMurry at UTEP**  
 11/06/23 Don Haskins Center, El Paso, Texas  
 2023-24 Men's Basketball

Game Time: 7:00 PM  
 Game Duration: 5:51  
 Attendance: 3,782

Officials: Kerry Sifton, Ross Collins, Jeffrey Johnson

McMurry - 71

Record: 0-0

NO. Name	Min	FG		3P		FT		Rebounds		Fouls		TP	AS	TO	ST	Blocks		+/-
		M/A	A/A	M/A	A/A	OR	DR	OR	DR	PF	FD					BS	BA	
13 Elias Garcia	F 28:28	2-9	0-2	2-5	1	2	3	1	5	6	2	3	3	0	0	0	0	-41
20 TJ Hilliard	F 24:54	1-9	0-0	6-7	6	6	12	2	7	8	0	1	0	0	2	0	-30	
24 Josh Alcocer	F 26:36	3-12	1-8	0-0	3	3	4	2	0	7	4	3	0	0	0	0	-25	
4 CJ LeBlanc	G 28:30	9-19	4-11	2-2	0	3	4	0	1	24	1	8	3	0	0	0	-24	
21 Matt Pena	G 29:27	4-5	3-4	2-2	1	1	2	2	13	2	1	0	0	0	0	0	-27	
2 Coco Rios	F 17:38	2-9	0-0	2-6	1	5	6	3	3	6	3	2	1	2	2	0	-29	
14 Andrew Stevenson	G 02:16	0-1	0-0	0-0	0	0	0	0	0	0	0	1	0	0	0	0	-4	
15 Tristan Holden	G 12:43	1-2	0-0	2-2	0	0	0	0	1	4	0	5	0	0	0	0	-12	
33 Kole Verdadero	10:42	0-1	0-1	0-0	0	2	2	0	0	0	0	0	1	0	0	0	-21	
10 Jack Bommarito	04:57	1-2	1-2	0-0	0	0	0	0	3	0	3	0	1	0	0	0	-12	
5 KJ Kriviss	05:00	0-1	0-0	0-0	0	0	0	0	0	0	0	0	0	0	0	0	-4	
12 Nick Jaco	05:37	0-1	0-1	0-0	1	1	1	0	0	0	0	0	0	0	0	0	-6	
11 Angel Alonso	03:12	0-2	0-1	0-0	1	1	1	0	0	0	0	0	0	0	0	0	-7	
Team					3	2	5	0										
Totals		23-73	9-30	16-24	16	23	39	14	19	71	12	27	10	1	7	49		

Technical Fouls: NONE

UTEP - 120

Record: 1-0

NO. Name	Min	FG		3P		FT		Rebounds		Fouls		TP	AS	TO	ST	Blocks		+/-
		M/A	A/A	M/A	A/A	OR	DR	OR	DR	PF	FD					BS	BA	
13 Calvin Solomon	F 16:42	4-4	0-0	4-6	0	2	2	4	12	2	0	4	0	0	0	0	23	
23 Ots Frazier III	F 19:36	6-9	0-2	0-0	0	0	0	1	1	2	2	0	4	0	0	0	31	
34 Kevin Kalu	F 13:13	2-3	0-0	0-1	1	3	4	1	1	4	0	3	0	1	0	0	-1	
0 Zid Powell	G 21:12	4-5	1-2	0-2	0	6	6	1	3	9	4	6	3	0	0	0	27	
2 Tae Hardy	G 25:58	5-14	3-8	1-2	0	4	4	1	1	14	10	0	0	0	0	0	24	
5 David Terrell Jr.	18:28	5-8	0-0	1-1	0	5	5	4	1	11	4	1	3	2	1	0	24	
4 Corey Camper Jr.	19:54	4-11	0-4	5-6	2	2	4	1	3	13	2	0	0	0	0	0	29	
20 Garrett Lovessque	07:25	1-2	0-0	0-0	2	2	4	1	0	2	3	0	0	0	0	0	5	
33 Elijah Jones	16:54	8-8	3-3	0-0	1	4	5	1	0	19	1	2	0	3	0	0	20	
1 Jon Dos Anjos	15:33	5-6	2-2	0-0	2	6	8	1	0	12	0	1	0	0	0	0	23	
32 Derick Hamilton	09:30	5-5	0-0	0-0	1	2	3	1	0	0	2	1	1	0	0	0	26	
21 Sebastian Cole	09:31	0-2	0-1	0-0	0	1	1	1	1	0	3	0	0	0	0	0	9	
11 Trey Horton	06:04	1-2	0-1	0-0	0	1	1	0	2	2	0	1	0	0	0	0	9	
Team					1	2	3	0										
Totals		50-79	9-23	11-18	10	40	50	19	14	120	33	16	19	7	1	49		

Technical Fouls: Jones 1 1st:19

MCM		UTEP		Points from Turnovers		MCM		UTEP		Period by Period Scoring		
Biggest lead	3 (1st 18:57)	49 (2nd 0:59)	Paint	24	7	1st	2nd	TOT				
Best Scoring Run	6 (2nd 19:26)	13 (2nd 9:51)	Second Chance	13	8	MCM	43	28	71			
Lead Changes	3	7	Fast Breaks	16	24	UTEP	59	61	120			
Times Tied	1	3	Bench	13	69							
Time with Lead	01:47	37:03										



Official Basketball Box Score - Final  
**UC Santa Barbara at UTEP**  
 11/17/23 Don Haskins Center, El Paso, Texas  
 2023-24 Men's Basketball

Game Time: 7:00 PM  
 Game Duration: 2:08  
 Attendance: 7,121

Officials: Carron George, Christopher Meris, Chris Pacis

UC Santa Barbara - 76

Record: 0-2

NO. Name	Min	FG		3P		FT		Rebounds		Fouls		TP	AS	TO	ST	Blocks		+/-
		M/A	A/A	M/A	A/A	OR	DR	OR	DR	PF	FD					BS	BA	
21 Yohan Traore	F 25:60	7-12	0-1	9-13	3	3	6	3	8	23	0	2	0	0	0	0	-14	
23 Ariel Bland	F 33:34	4-6	0-0	5-8	1	5	6	2	4	13	1	2	0	2	0	0	-12	
1 Josh Pierre-Louis	G 34:02	7-12	1-3	2-4	1	3	4	5	5	17	5	6	2	1	1	0	-15	
4 Cole Anderson	G 36:51	3-9	3-5	0-0	0	3	3	4	1	9	3	0	1	0	1	0	-13	
7 Matija Belic	G 19:24	0-2	0-1	0-0	1	3	4	5	0	0	1	3	0	1	0	0	-7	
10 Jason Fontenest II	31:02	2-9	1-4	5-5	0	6	6	1	4	10	4	0	1	0	1	0	-1	
12 Evans Kpruto	14:20	2-2	0-0	0-0	2	1	3	2	1	4	2	0	0	0	0	0	-5	
34 Mezziah Oakman	04:47	0-0	0-0	0-0	0	2	2	2	0	0	0	0	0	0	0	0	0	
Team					1	1	2	0										
Totals		25-52	5-14	21-30	9	27	36	24	23	76	16	17	3	5	3	-13		

Technical Fouls: NONE

USCB		UTEP		Points from Turnovers		USCB		UTEP		Period by Period Scoring		
Biggest lead	6 (1st 12:30)	17 (2nd 10:38)	Paint	38	58	1st	2nd	TOT				
Best Scoring Run	10 (1st 12:30)	10 (2nd 10:38)	Second Chance	17	5	USCB	44	32	76			
Lead Changes	8	7	Fast Breaks	6	18	UTEP	44	45	89			
Times Tied	7	3	Bench	14	24							
Time with Lead	10:25	25:42										



Official Basketball Box Score - Final  
**Science & Arts Okla. at UTEP**  
 11/09/23 Don Haskins Center, El Paso, Texas  
 2023-24 Men's Basketball

Game Time: 7:00 PM  
 Game Duration: 1:58  
 Attendance: 3,514

Officials: Kelly Self, Larry Spaulding, Randal Anders

Science & Arts Okla. - 72

Record: 3-1

NO. Name	Min	FG		3P		FT		Rebounds		Fouls		TP	AS	TO	ST	Blocks		+/-
		M/A	A/A	M/A	A/A	OR	DR	OR	DR	PF	FD					BS	BA	
4 Manny Gatkek	F 09:29	1-3	1-1	1-1	0	2	2	5	2	4	1	1	0	0	0	0	0	-7
23 Rory Pantophlet	F 17:54	1-2	0-0	2-2	0	6	6	5	3	4	0	2	0	0	0	0	-19	
1 Reggie Quezada	G 22:02	7-14	2-5	2-2	1	2	2	1	18	1	5	0	0	0	0	0	-23	
2 Anthony Ruzay	G 17:52	3-6	0-0	0-1	0	1	1	1	2	6	0	2	0	0	0	0	-36	
12 Jayden Harrell	G 18:06	0-1	0-0	2-4	1	2	1	4	2	4	1	0	0	0	0	0	-42	
0 Jayden Pratcha	24:48	4-9	0-3	7-9	0	3	3	4	7	15	0	2	1	0	0	0	-46	
25 Jaden Caswell	14:08	3-4	0-1	1-1	2	0	2	2	2	19	0	0	3	0	0	0	-10	
20 Tre Edwards	18:18	0-0	0-0	0-0	0	0	0	0	0	0	2	4	0	0	0	0	-1	
13 Cejay Mann	18:06	0-4	0-4	0-0	1	2	3	0	0	0	1	1	0	0	0	0	-26	
15 Cade Allen	07:49	2-7	1-4	0-0	0	0	0	0	0	0	5	1	0	0	0	0	-14	
5 Tyler Cauley	12:12	2-2	1-1	0-1	0	2	0	2	3	1	5	1	1	0	0	0	-5	
11 Niehli BlackBear	09:40	2-3	0-1	0-0	2	2	4	1	0	4	0	1	0	0	0	0	-19	
10 Logan Dolan	07:59	1-2	0-1	0-0	2	0	2	3	0	2	0	1	1	0	0	0	-5	
3 Ryein Kennedy	03:36	0-1	0-1	0-0	0	0	0	0	0	0	0	0	0	0	0	0	-8	
Team					0	2	2	0										
Totals		26-60	5-22	15-21	11	20	31	29	21	72	11	24	4	3	3	51		

Technical Fouls: NONE

UTEP - 123

Record: 3-0

NO. Name	Min	FG		3P		FT		Rebounds		Fouls		TP	AS	TO	ST	Blocks		+/-
		M/A	A/A	M/A	A/A	OR	DR	OR	DR	PF	FD					BS	BA	
13 Calvin Solomon	F 14:58	2-2	0-0	7-7	2	1												

# GAME 14 UTEP vs Seattle U

## BOX SCORES



Official Basketball Box Score - Final  
**UTEP at California**  
 11/20/23 The Pavilion at Jeters, San Juan Capistrano  
 2023-24 Men's Basketball

Game Time: 9:30 PM  
 Game Duration: 2:30  
 Attendance: 529

Officials: Robert Leigh, Bill Vnrovich, Frank Harvey III

UTEP - 75

Record: 5-0

NO. Name	Min	FG		3P		FT		Rebounds		Fouls		TP	AS	TO	ST	Blocks		+/-
		M/A	A/A	M/A	A/A	M/A	A/A	OR	DR	OR	DR					PF	FD	
13 Calvin Solomon	F 25:16	3-5	0-0	7-8	0	3	3	5	5	13	1	1	1	1	2	1	3	3
23 Otis Frazier III	F 29:36	3-9	2-4	2-2	3	2	5	2	1	10	1	0	1	0	0	0	7	7
34 Kevin Kalu	F 20:06	2-3	0-0	2-3	2	3	5	5	6	0	0	1	0	0	0	0	0	1
0 Zid Powell	G 30:15	3-12	2-2	0-5	7-9	5	1	6	2	4	13	3	1	4	0	2	7	4
2 Tae Hardy	G 31:38	4-11	1-1	7-9	0	2	2	4	5	16	0	2	5	0	2	5	0	2
33 Elijah Jones	13:45	2-3	0-1	1-1	1	1	2	3	1	5	0	3	0	0	0	0	0	0
4 Corey Camper Jr.	25:06	3-8	2-5	3-4	1	0	1	1	2	11	0	0	0	0	1	6	6	
5 David Terrell Jr.	15:20	0-2	0-1	1-2	0	0	0	0	3	1	3	0	0	0	0	0	0	1
1 Jon Dos Anjos	04:12	0-0	0-0	0-0	1	0	1	3	0	0	1	1	0	0	0	0	0	3
32 Derick Hamilton	04:47	0-0	0-0	0-0	0	0	0	0	1	0	0	2	0	0	0	0	0	4
Team					3	2	5	0	0	0	2	0	2	0	0	0	0	0
<b>Totals</b>		20-53	5-17	30-37	16	14	30	26	26	75	9	13	11	2	6	3	3	

Shooting By Period	
1st FG%	11-27 40.7%
3PT%	4-11 36.4%
FT%	14-17 82.4%
2nd FG%	9-26 34.6%
3PT%	1-6 16.7%
FT%	16-20 80%
GM FG%	20-53 37.7%
3PT%	5-17 29.4%
FT%	30-37 81.1%

Dead Ball Rebounds: 3 1

Technical Fouls: Solomon 1<sup>st</sup> 15:22 Powell 1<sup>st</sup> 02:02 Frazier III 1<sup>st</sup> 07:02

California - 72

Record: 2-3

NO. Name	Min	FG		3P		FT		Rebounds		Fouls		TP	AS	TO	ST	Blocks		+/-
		M/A	A/A	M/A	A/A	M/A	A/A	OR	DR	OR	DR					PF	FD	
2 Monty Bowser	F 19:30	0-1	0-1	0-0	1	1	2	2	0	1	2	1	2	1	0	0	4	4
14 Grant Newell	F 20:10	0-3	0-1	1-3	1	0	1	5	2	1	0	2	1	0	0	0	0	9
00 Fardaws Almaq	C 27:16	9-13	0-0	1-1	3	8	11	5	4	18	0	5	2	0	1	0	1	15
15 Jalen Cone	G 38:53	4-11	3-8	4-5	0	2	2	1	5	15	2	3	0	0	0	0	0	21
20 Jaylon Tyson	G 35:44	4-13	1-5	6-6	1	3	4	3	4	15	2	5	0	2	1	0	0	0
1 Rodney Brown Jr.	21:23	2-2	1-1	2-2	0	1	1	3	1	7	0	1	0	0	0	0	0	11
22 No Okafor	09:20	1-1	0-0	3-3	2	3	5	3	5	0	0	0	0	0	0	0	0	13
31 Gus Larson	21:56	2-2	1-1	4-6	2	1	3	4	2	9	1	1	0	0	2	0	7	
33 Vladimir Pavlovic	04:23	1-1	0-0	0-0	0	0	0	0	0	2	0	0	0	0	0	0	0	
30 Wrenn Robinson	01:19	0-0	0-0	0-0	0	0	0	0	0	1	0	0	0	0	0	0	0	3
Team					1	1	2	0	0	0	2	0	2	0	0	0	0	0
<b>Totals</b>		23-47	6-17	20-26	11	20	31	28	23	72	6	21	5	6	2	3	3	

Shooting By Period	
1st FG%	11-22 50.0%
3PT%	5-9 55.6%
FT%	8-11 72.7%
2nd FG%	12-25 48.0%
3PT%	1-8 12.5%
FT%	12-15 80%
GM FG%	23-47 48.9%
3PT%	6-17 35.3%
FT%	20-26 76.9%

Dead Ball Rebounds: 4 1

Technical Fouls: Brown Jr 1<sup>st</sup> 07:02 Bowser 1<sup>st</sup> 07:02

	UTE	CAL
Biggest lead	11 (1 <sup>st</sup> 4:16)	7 (1 <sup>st</sup> 11:50)
Best Scoring Run	14 (1 <sup>st</sup> 5:28)	7 (1 <sup>st</sup> 13:56)
Lead Changes	10	
Times Tied	7	
Time with Lead	28:45	06:33

Points from Turnovers		Period by Period Scoring	
UTE	CAL	1st	2nd
UTE	40	35	75
CAL	35	37	72



Official Basketball Box Score - Final  
**UTEP at Bradley**  
 11/22/23 The Pavilion at Jeters, San Juan Capistrano  
 2023-24 Men's Basketball

Game Time: 7:30 PM  
 Game Duration: 1:57  
 Attendance: 499

Officials: DG Nelson, Robert Leigh, Randy Heimerman

UTEP - 59

Record: 5-1

NO. Name	Min	FG		3P		FT		Rebounds		Fouls		TP	AS	TO	ST	Blocks		+/-
		M/A	A/A	M/A	A/A	M/A	A/A	OR	DR	OR	DR					PF	FD	
13 Calvin Solomon	F 24:49	3-6	0-0	2-2	0	3	3	4	2	8	4	4	2	0	0	0	5	
23 Otis Frazier III	F 23:30	4-10	0-3	3-3	2	1	3	1	3	11	2	2	0	0	0	0	4	
34 Kevin Kalu	F 24:51	3-5	0-0	0	3	4	7	2	0	6	0	0	0	0	0	0	1	
0 Zid Powell	G 24:25	2-10	1-2	3-6	1	4	5	2	3	8	1	5	1	1	2	4	4	
2 Tae Hardy	G 33:31	5-12	3-6	2-3	1	4	5	2	4	15	0	0	3	1	2	4	8	
5 David Terrell Jr.	19:56	0-2	0-0	3-4	1	2	3	3	3	3	3	2	0	1	1	0	8	
33 Elijah Jones	13:43	3-4	0-1	0-0	2	1	3	1	0	6	0	0	0	0	0	0	4	
4 Corey Camper Jr.	24:26	1-5	0-2	0-0	1	0	1	1	0	2	1	1	0	1	0	0	11	
1 Jon Dos Anjos	11:04	0-3	0-0	0	0	2	3	0	0	2	1	0	0	0	0	0	3	
32 Derick Hamilton	00:36	0-0	0-0	0-0	0	1	1	0	0	0	1	0	0	0	0	0	0	
Team					4	2	6	0	0	2	0	2	0	0	0	0	0	
<b>Totals</b>		21-57	4-17	13-18	15	24	39	18	15	59	11	19	8	3	5	4		

Shooting By Period	
1st FG%	9-24 37.5%
3PT%	1-7 14.3%
FT%	7-9 77.8%
2nd FG%	12-33 36.4%
3PT%	3-10 30.0%
FT%	6-9 66.7%
GM FG%	21-57 36.8%
3PT%	4-17 23.5%
FT%	13-18 72.2%

Dead Ball Rebounds: 4 1

Technical Fouls: Team 1<sup>st</sup> 03:11

Bradley - 63

Record: 5-0

NO. Name	Min	FG		3P		FT		Rebounds		Fouls		TP	AS	TO	ST	Blocks		+/-
		M/A	A/A	M/A	A/A	M/A	A/A	OR	DR	OR	DR					PF	FD	
14 Malevy Leons	F 33:41	6-11	0-1	1-2	3	3	6	3	4	13	1	4	1	1	0	3	3	
35 Darius Hannah	F 24:38	4-8	0-0	0	1	2	6	8	1	2	3	1	2	3	0	0	3	
5 Christian Davis	G 27:18	2-5	0-2	5-6	4	4	2	3	9	0	1	1	1	0	0	0	3	
10 Connor Hickman	G 35:49	5-12	2-6	4-4	1	0	1	2	4	16	1	1	0	1	1	5	5	
21 Duke Deon	G 27:45	0-4	0-4	2-2	0	3	3	2	2	2	3	1	0	0	0	9	9	
00 Demarion Burch	10:03	2-6	0-0	0-0	2	2	2	0	4	0	1	0	0	1	1	1	1	
4 Ahmet Jonovic	17:16	3-7	0-0	2-2	0	2	2	0	1	8	1	0	0	1	1	3	3	
1 Almar Atlasan	20:27	1-3	1-2	0-0	2	2	2	3	2	3	2	1	0	0	0	0	7	
2 Emario Ellis	03:03	0-0	0-0	0-0	0	0	0	0	0	0	0	0	0	0	0	0	0	
Team					3	0	3	0	0	2	0	2	0	0	0	0	0	
<b>Totals</b>		23-56	3-15	14-17	9	22	31	15	18	63	7	15	7	5	3	4		

Shooting By Period	
1st FG%	13-31 41.9%
3PT%	3-8 37.5%
FT%	6-10 60%
2nd FG%	10-25 40.0%
3PT%	0-7 0.0%
FT%	6-7 85.7%
GM FG%	23-56 41.1%
3PT%	3-15 20.0%
FT%	14-17 82.4%

Dead Ball Rebounds: 2 0

Technical Fouls: NONE

	UTP	BRA
Biggest lead	3 (1 <sup>st</sup> 11:36)	11 (1 <sup>st</sup> 0:00)
Best Scoring Run	6 (1 <sup>st</sup> 15:21)	7 (1 <sup>st</sup> 10:04)
Lead Changes	6	
Times Tied	3	
Time with Lead	01:23	36:17

Points from Turnovers		Period by Period Scoring	
UTP	BRA	1st	2nd
UTP	26	33	59
BRA	37	26	63



Official Basketball Box Score - Final  
**UTEP at LMU**  
 11/25/23 Albert Gersten Pavilion, Los Angeles  
 2023-24 Men's Basketball

Game Time: 4:00 PM  
 Game Duration: 1:54  
 Attendance: 750

Officials: Michael Irving, Ryan Holmes, Keith Kintle

UTEP - 47

Record: 5-2

NO. Name	Min	FG		3P		FT		Rebounds		Fouls		TP	AS	TO	ST	Blocks		+/-
		M/A	A/A															

# BOX SCORES



Official Basketball Box Score - Final  
**Western N.M. at UTEP**  
 12/04/23 Don Haskins Center, El Paso, Texas  
 2023-24 Men's Basketball

Game Time: 7:00 PM  
 Game Duration: 1:43  
 Attendance: 3,656

Officials: Gary Maxwell, Tyler Kumpf, James Duke

Western N.M. - 62 Record: 2-5

NO.	Name	Min	FG		3P		FT		Rebounds		Fouls		TP	AS	TO	Blocks			+/-												
			M	A	M	A	O	R	O	D	TOT	PF				FF	FT	BS		BS	BA										
14	Donovan Black	F 22:41	4-6	0-1	4-5	4	1	5	3	3	12	2	1	0	1	1	1	1	0	0	-15										
0	LaMarqus Merchant Jr	F 25:53	0-0	0-0	1-2	1	3	4	0	1	3	2	0	0	1	1	0	0	0	0	-15										
3	Allan Fordham	G 23:32	4-11	2-6	1-2	0	5	5	2	2	11	0	1	0	0	3	0	1	0	0	-24										
15	Cortavious Seales	G 27:35	5-16	1-3	0-0	0	1	1	3	2	11	0	0	4	0	0	0	3	23	0	-13										
24	Prosper Obidiebube	G 14:31	1-2	0-0	0-0	0	2	2	2	0	2	0	2	1	0	0	0	0	0	-17											
30	James McCallum	27:26	2-3	2-3	1-2	0	2	2	3	7	1	2	2	0	1	0	1	0	0	0	-25										
2	Evan Butts	F 17:10	3-9	3-7	0-0	0	1	1	0	1	0	3	2	1	0	1	0	1	0	0	-9										
1	Aaron Miller	15:00	2-5	0-0	2-3	1	0	0	1	3	2	6	0	1	1	0	0	0	0	0	-13										
4	Jordan Williams	10:49	1-4	0-1	0-0	0	0	0	0	0	2	0	0	1	0	0	0	1	0	0	-6										
12	Nik Atanasovs	10:49	0-1	0-0	1-2	0	1	1	0	2	1	0	0	0	1	0	0	0	0	0	-5										
21	Jeven Beltran	02:17	0-0	0-0	0-0	0	0	0	0	0	0	0	0	0	1	0	0	0	0	0	-2										
33	Brandon Cottrell	02:17	0-0	0-0	0-0	0	1	1	0	0	0	0	0	0	0	0	0	0	0	0	-2										
Team						4			2		6		0		0																
<b>Totals</b>			22:57			8-21		10-16		10		19		29		16		62		11		16		1		8		1		28	

Technical Fouls: Seales 1<sup>st</sup> 1:12

UTEP - 90 Record: 6-3

NO.	Name	Min	FG		3P		FT		Rebounds		Fouls		TP	AS	TO	Blocks			+/-								
			M	A	M	A	O	R	O	D	TOT	PF				FF	FT	BS		BS	BA						
13	Calvin Solomon	F 14:15	3-4	0-0	0-0	0	0	0	0	0	6	1	2	1	1	0	0	0	0	0	0	8					
23	Otis Frazier III	F 21:02	3-10	2-4	3-4	7	3	10	0	3	11	2	1	1	0	0	0	0	0	0	0	16					
34	Kevin Kalu	F 08:59	3-5	0-0	0-0	3	2	5	3	0	6	0	1	0	1	0	0	0	0	0	5						
0	Zid Powell	G 19:44	6-8	1-3	1-2	1	5	6	1	12	4	3	0	1	0	0	0	0	0	0	12						
2	Tae Hardy	G 25:39	4-10	2-5	2-2	0	5	5	1	0	12	4	0	4	1	1	0	0	0	0	28						
4	Corey Camper Jr.	16:02	4-7	2-4	0-0	0	1	1	0	0	10	2	0	2	1	0	0	1	0	0	18						
33	Elijah Jones	15:09	2-5	1-1	2-2	0	3	3	1	2	7	0	0	0	1	1	0	0	0	0	8						
5	David Terrell Jr.	21:54	2-3	0-1	3-3	1	2	3	4	2	7	3	3	0	1	0	0	0	0	0	8						
1	Jon Dos Anjos	08:20	1-3	1-2	0-0	0	2	2	1	0	3	0	0	0	0	0	0	0	0	0	11						
21	Sebastian Cole	19:31	2-6	1-4	0-0	0	0	0	1	2	5	2	1	1	0	0	0	0	0	0	21						
32	Derrick Hamilton	07:48	1-3	0-1	0-1	2	0	2	0	2	2	0	1	0	1	0	0	0	0	0	3						
20	Garrett Levesque	09:28	1-1	0-0	0-0	1	2	3	0	2	2	0	0	0	0	0	0	0	0	0	10						
11	Trey Horton	12:09	1-6	0-4	3-4	3	4	0	2	5	0	0	0	0	0	0	0	0	0	0	6						
Team						3			4		7		0		0												
<b>Totals</b>			33:71			10-29		14-18		21		30		51		19		91		11		8		1		28	

Technical Fouls: NONE

Biggest lead	WNMU		UTEP		Points from Turnovers	WNMU		UTEP		Period by Period Scoring			
	1 <sup>st</sup>	2 <sup>nd</sup>	1 <sup>st</sup>	2 <sup>nd</sup>		1 <sup>st</sup>	2 <sup>nd</sup>	1 <sup>st</sup>	2 <sup>nd</sup>	TOT			
Biggest lead	1 (1 <sup>st</sup> 15:26)		33 (2 <sup>nd</sup> 5:13)		Paint	22		44		WNMU	31	31	62
Best Scoring Run	7 (1 <sup>st</sup> 9:40)		13 (2 <sup>nd</sup> 13:07)		Second Chance	8		19		UTEP	42	48	90
Lead Changes	4		4		Fast Breaks	7		29					
Times Tied	1		1		Bench	25		41					
Time with Lead	00:47		38:53										



Official Basketball Box Score - Final  
**UTEP at Abilene Christian**  
 12/17/23 Moody Coliseum, Abilene  
 2023-24 Men's Basketball

Game Time: 3:00 PM  
 Game Duration: 2:24  
 Attendance: 1,469

Officials: Jeff Maham, Randall Anders, James Ford

UTEP - 82 Record: 6-5

NO.	Name	Min	FG		3P		FT		Rebounds		Fouls		TP	AS	TO	Blocks			+/-												
			M	A	M	A	O	R	O	D	TOT	PF				FF	FT	BS		BS	BA										
23	Otis Frazier III	F 29:52	4-7	0-2	1-3	1	2	3	2	4	9	0	2	0	0	0	0	0	0	0	-9										
34	Kevin Kalu	F 07:09	3-4	0-0	1-1	3	2	5	5	1	7	0	0	0	0	0	0	0	0	0	-4										
0	Zid Powell	G 31:03	4-10	1-2	5-7	4	3	7	3	3	14	4	4	5	0	0	0	0	0	0	-3										
2	Tae Hardy	G 36:14	7-16	3-7	5-7	3	2	5	5	22	2	3	4	0	0	0	0	0	0	0	-2										
4	Corey Camper Jr.	G 31:57	1-9	0-2	6-7	1	0	1	4	3	8	5	1	4	0	1	0	0	0	0	0										
13	Calvin Solomon	16:53	2-5	0-0	7-9	0	4	4	7	11	0	2	1	0	0	0	0	0	0	0	0										
33	Elijah Jones	02:00	0-0	0-0	0-0	0	1	1	0	0	0	0	0	0	0	0	0	0	0	0	-3										
3	Baylor Hebb	16:56	2-3	0-0	0-0	1	1	3	0	4	0	1	0	0	0	0	0	0	0	0	-4										
5	David Terrell Jr.	02:57	0-1	0-0	0-0	0	0	0	1	0	0	0	0	0	0	0	0	0	0	0	-6										
32	Derrick Hamilton	07:09	1-4	0-0	0-2	2	2	4	1	2	2	0	1	0	0	0	0	0	0	0	-6										
1	Jon Dos Anjos	08:23	2-2	1-1	0-0	0	1	1	2	0	5	1	0	1	0	0	0	0	0	0	-4										
21	Sebastian Cole	01:26	0-0	0-0	0-0	0	0	0	0	2	0	0	0	0	0	0	0	0	0	0	-1										
20	Garrett Levesque	07:32	0-1	0-1	0-0	0	0	0	0	1	0	0	0	0	0	0	0	0	0	0	0										
Team						2			3		0		0																		
<b>Totals</b>			26:62			5-15		25-36		16		19		35		33		25		82		12		15		0		1		6	

Technical Fouls: NONE

Biggest lead	TEP		ACU		Points from Turnovers	TEP		ACU		Period by Period Scoring			
	1 <sup>st</sup>	2 <sup>nd</sup>	1 <sup>st</sup>	2 <sup>nd</sup>		1 <sup>st</sup>	2 <sup>nd</sup>	TOT					
Biggest lead	6 (2 <sup>nd</sup> 19:11)		11 (1 <sup>st</sup> 10:50)		Paint	21		12		TEP	41	41	82
Best Scoring Run	8 (1 <sup>st</sup> 4:03)		8 (2 <sup>nd</sup> 13:17)		Second Chance	40		34		ACU	38	50	88
Lead Changes	14		14		Fast Breaks	19		18					
Times Tied	12		12		Bench	22		36					
Time with Lead	08:45		25:11										



Official Basketball Box Score - Final  
**UTEP at Oregon**  
 12/09/23 Matthew Knight Arena, Eugene  
 2023-24 Men's Basketball

Game Time: 6:00 PM  
 Game Duration: 2:01  
 Attendance: 5,084

Officials: Deron White, Horace Shields, Matt Rafferty

UTEP - 49 Record: 6-4

NO.	Name	Min	FG		3P		FT		Rebounds		Fouls		TP	AS	TO	Blocks			+/-		
			M	A	M	A	O	R	O	D	TOT	PF				FF	FT	BS		BS	BA
13	Calvin Solomon	F 21:47	0-4	0-0	0-0	0	0	0	1	0	2	0	0	3	2	0	1	0	0	0	-10
23	Otis Frazier III	F 29:20	5-8	0-1	2-4	2	4	6	1	4	12	1	0	1	0	1	0	0	0	0	-6
34	Kevin Kalu	F 22:28	3-7	0-0	1-3	0	4	4	3	3	7	1	0	1	0	1	0	0	0	0	-16
0	Zid Powell	G 22:06	2-6	0-0	0-0	1	3	4	4	0	4	0	0	3	2	0	0	0	0	0	-13
2	Tae Hardy	G 36:33	5-11	3-6	3-7	0	3	3	2	5	16	1	4	1	0	0	0	0	0	0	-17
24	Corey Camper Jr.	20:03	1-6	0-3	3-3	3	2	5	1	5	0	2	1	0	0	0</					

# BOX SCORES



Official Basketball Box Score - Final  
**Wyoming at UTEP**  
 12/21/23 Don Haskins Center, El Paso, Texas  
 2023-24 Men's Basketball

Game Time: 7:00 PM  
 Game Duration: 2:08  
 Attendance: 4,310

Officials: CASEY MCCLELLAN, WILSON HOLLAND, JAMES SCHIPPER

Wyoming - 67

Record: 7-5

NO.	Name	Pos	Min	FG		3P		FT		Rebounds		Fouls		TP	AS	TO	ST	Blocks		+/-	
				M/A	M/A	M/A	M/A	OR	DR	TOT	PF	FD	BS					BA			
33	Mason Walters	F	28:01	5-8	0-1	6-6	2	1	3	5	6	16	0	2	2	0	1	4			
44	Caden Powell	F	23:49	1-2	0-0	6-8	6	5	11	4	5	8	0	3	0	1	0	-7			
1	Brendan Wenzel	G	33:43	2-10	0-6	7-8	2	3	5	4	8	11	2	1	0	0	1	-14			
3	Sam Griffin	G	35:32	2-11	2-6	5-6	0	4	4	2	5	11	2	3	1	0	1	-8			
13	Akuel Kot	G	37:43	4-12	2-6	4-4	0	2	2	1	3	14	3	3	0	0	0	-11			
5	Cam Manyawu		12:11	2-3	0-0	0-0	2	1	3	3	1	4	1	1	0	0	0	-9			
2	Kobe Newton		25:21	1-3	1-3	0-0	0	4	4	4	0	3	1	0	1	0	0	-1			
15	Oleg Kojenets		02:40	0-1	0-0	0-0	2	1	3	0	0	0	0	1	0	0	0	-1			
Team							0	0	0	0	0	0	2								
<b>Totals</b>			17:50	5-22	28-32	14	21	35	24	28	67	9	16	4	1	3	-11				

Shooting By Period		
1 <sup>st</sup>	FG%	8-25 32.0%
3PT%	3-10 30.0%	
FT%	7-8 87.5%	
2 <sup>nd</sup>	FG%	9-25 36.0%
3PT%	2-12 16.7%	
FT%	21-24 87.5%	
GM	FG%	17-50 34.0%
3PT%	5-22 22.7%	
FT%	29-32 87.5%	

Dead Ball Rebounds: 1, 0

Technical Fouls: Griffin 2<sup>nd</sup> 16:10 Newton 2<sup>nd</sup> 11:00 Coach 2<sup>nd</sup> 9:39

UTEP - 78

Record: 8-5

NO.	Name	Pos	Min	FG		3P		FT		Rebounds		Fouls		TP	AS	TO	ST	Blocks		+/-	
				M/A	M/A	M/A	M/A	OR	DR	TOT	PF	FD	BS					BA			
23	Otis Frazier III	F	26:34	5-8	3-5	2-2	2	1	3	4	1	15	0	2	0	0	0	4			
34	Kevin Kalu	F	22:36	1-3	0-0	0-0	2	3	5	1	2	2	0	4	1	1	1	-4			
0	Zid Powell	G	34:19	9-17	0-1	14-18	2	4	6	4	12	32	4	3	1	1	0	15			
2	Tae Hardy	G	38:16	5-11	1-2	3-6	0	6	6	2	4	14	2	0	1	0	0	13			
4	Corey Camper Jr.	G	30:56	1-4	0-2	2-2	0	1	1	3	1	4	0	1	2	1	0	8			
13	Calvin Solomon		13:40	1-1	0-0	1-1	0	1	1	4	1	3	0	0	0	0	0	9			
5	David Terrell Jr.		04:48	0-0	0-0	0-0	0	0	0	0	0	0	0	1	1	0	0	-2			
3	Baylor Hebb		11:41	0-2	0-2	4-6	1	0	1	4	1	4	1	0	1	0	0	-1			
33	Elijah Jones		05:49	0-1	0-0	0-0	0	0	0	1	0	0	0	1	0	0	0	2			
1	Jon Dos Anjos		11:21	2-3	0-1	0-0	1	3	4	1	0	4	0	0	0	0	0	11			
Team							0	3	3			0	0								
<b>Totals</b>			24:50	4-13	26-35	8	22	30	28	21	78	7	12	7	3	1	11				

Shooting By Period		
1 <sup>st</sup>	FG%	9-24 37.5%
3PT%	1-8 12.5%	
FT%	6-8 75%	
2 <sup>nd</sup>	FG%	15-26 57.7%
3PT%	3-5 60.0%	
FT%	20-27 74.1%	
GM	FG%	24-50 48.0%
3PT%	4-13 30.8%	
FT%	26-35 74.3%	

Dead Ball Rebounds: 6, 0

Technical Fouls: NONE

	UW	UTEP	Points from			Period by Period Scoring		
Biggest lead	7 (1 <sup>st</sup> 6:33)	13 (2 <sup>nd</sup> 1:29)	Turnovers	9	22	1 <sup>st</sup>	2 <sup>nd</sup>	TOT
Best Scoring Run	9 (1 <sup>st</sup> 7:31)	6 (2 <sup>nd</sup> 13:35)	Paint	20	28	26	41	67
Lead Changes	5		Second Chance	10	9	25	53	78
Times Tied	3		Fast Breaks	11	20			
Time with Lead	12:53	25:05	Bench	7	11			



# 2023-24 RADIO-TV UTEP ROSTER



**#0**  
**ZID**  
**POWELL**

G | 6-4 | 204 | SR-TR  
PHILADELPHIA, PA.  
(BUFFALO)



**#1**  
**JON**  
**DOS ANJOS**

F | 6-8 | 205 | SR-IL  
CURITIBA, BRAZIL  
(FLORIDA SW COLLEGE)



**#2**  
**TAE**  
**HARDY**

G | 6-3 | 190 | SR-IL  
ELLENWOOD, GA.  
(SOUTHERN MISS)



**#3**  
**BAYLOR**  
**HEBB**

G | 6-2 | 185 | JR-TR  
COLLEYVILLE, TEXAS  
(COLORADO STATE)



**#4**  
**COREY**  
**CAMPER JR.**

G | 6-5 | 185 | JR-TR  
LITTLE ROCK, ARK.  
(TYLER JC)



**#5**  
**DAVID**  
**TERRELL JR.**

G | 6-4 | 190 | FR-HS  
DALLAS, TEXAS  
(MANSFIELD SUMMIT HS)



**#11**  
**TREY**  
**HORTON**

G | 6-5 | 208 | FR-HS  
CHARLOTTE, N.C.  
(PROVIDENCE DAY SCHOOL)



**#13**  
**CALVIN**  
**SOLOMON**

F | 6-7 | 205 | SR-IL  
HOUSTON, TEXAS  
(STEPHEN F. AUSTIN)



**#15**  
**ANTWONNE**  
**HOLMES**

G | 6-3 | 170 | SO-1L  
EL PASO, TEXAS  
(CHAPIN HS)



**#20**  
**GARRETT**  
**LEVESQUE**

F | 6-6 | 205 | JR-RS  
EL PASO, TEXAS  
(TARLETON STATE)



**#21**  
**SEBASTIAN**  
**COLE**

G | 6-1 | 170 | JR-TR  
AURORA, COLO.  
(OTERO COLLEGE)



**#23**  
**OTIS**  
**FRAZIER III**

F | 6-6 | 210 | JR-1L  
BUCKEYE, ARIZ.  
(GEORGE MASON)



**#32**  
**DERICK**  
**HAMILTON**

F | 6-10 | 270 | JR-1L  
BATON ROUGE, LA.  
(BOSSIER PARISH CC)



**#33**  
**EUJAH**  
**JONES**

F | 6-8 | 205 | FR-RS  
PLEASANTVILLE, N.J..  
(EAST CAROLINA)



**#34**  
**KEVIN**  
**KALU**

F | 6-9 | 240 | JR-2L  
BALTIMORE, MD.  
(OUR LADY OF MOUNT CARMEL SCHOOL)



**JOE**  
**GOLDING**


THIRD SEASON AT UTEP  
13TH SEASON AS  
COLLEGIATE HEAD COACH



ASSOCIATE HEAD COACH  
**JEREMY**  
**COX**



ASSISTANT COACH  
**EARL**  
**BOYKINS**



ASSISTANT COACH  
**BERNARD**  
**SPRIGGS**



# 2023-24 OVERALL STATISTICS



## 2023-24 UTEP Men's Basketball Combined Team Statistics All games

Page 1/1  
as of Dec 22, 2023

### Game Records

Record	Overall	Home	Away	Neutral
ALL GAMES	8-5	7-1	0-3	1-1
CONFERENCE	0-0	0-0	0-0	0-0
NON-CONFERENCE	8-5	7-1	0-3	1-1

### Score by Periods

Team	1st	2nd	OT	TOT
UTEP	474	539	0	1013
Opponents	439	465	0	904

### Team Box Score

No.	Player				Total		3-Point		F-Throw		Rebounds											
		GP-GS	MIN	AVG	FG-FGA	FG%	3FG-3FGA	3FG%	FT-FTA	FT%	OFF	DEF	TOT	AVG	PF	DQ	A	TO	BLK	STL	PTS	AVG
2	HARDY, Tae	13-13	414:25	31.9	66-158	.418	26-65	.400	39-57	.684	6	38	44	3.4	27	1	38	18	2	25	197	15.2
0	POWELL, Zid	13-13	336:12	25.9	52-124	.419	9-35	.257	51-72	.708	19	50	69	5.3	39	1	44	41	5	25	164	12.6
23	FRAZIER III, Otis	13-12	331:57	25.5	50-98	.510	9-33	.273	36-52	.692	23	31	54	4.2	21	0	17	12	3	19	145	11.2
13	SOLOMON, Calvin	13-10	282:31	21.7	32-63	.508	0-1	.000	49-65	.754	16	35	51	3.9	37	1	25	26	9	19	113	8.7
4	CAMPER JR., Corey	13-4	302:18	23.3	32-83	.386	10-34	.294	25-34	.735	12	12	24	1.8	21	0	13	14	5	16	99	7.6
33	JONES, Elijah	12-0	140:47	11.7	29-46	.630	5-13	.385	9-11	.818	6	21	27	2.3	14	0	2	12	5	7	72	6.0
34	KALU, Kevin	13-13	245:19	18.9	27-44	.614	0-0	.000	10-30	.333	27	50	77	5.9	42	3	1	16	9	6	64	4.9
3	HEBB, Baylor	3-0	43:08	14.4	2-7	.286	0-3	.000	8-10	.800	2	1	3	1.0	8	0	1	2	0	2	12	4.0
32	HAMILTON, Derick	9-0	52:31	5.8	14-21	.667	0-1	.000	4-9	.444	7	6	13	1.4	12	0	0	9	3	2	32	3.6
5	TERRELL JR., David	13-0	185:26	14.3	17-37	.459	0-5	.000	12-17	.706	2	14	16	1.2	23	0	26	20	3	13	46	3.5
21	COLE, Sebastian	8-0	83:12	10.4	9-21	.429	4-13	.308	0-0	.000	1	2	3	0.4	12	0	11	6	0	6	22	2.8
1	DOS ANJOS, Jon	13-0	107:54	8.3	13-31	.419	5-19	.263	0-2	.000	9	20	29	2.2	24	1	3	7	2	5	31	2.4
11	HORTON, Trey	6-0	42:22	7.1	2-11	.182	0-8	.000	6-7	.857	3	5	8	1.3	1	0	6	0	1	1	10	1.7
20	LEVESQUE, Garrett	6-0	31:59	5.3	3-6	.500	0-2	.000	0-0	.000	3	5	8	1.3	7	0	5	1	0	1	6	1.0
Team											21	19	40					7				
<b>Total</b>		<b>13</b>	<b>2600</b>		<b>348-750</b>	<b>.464</b>	<b>68-232</b>	<b>.293</b>	<b>249-366</b>	<b>.680</b>	<b>157</b>	<b>309</b>	<b>466</b>	<b>35.8</b>	<b>288</b>	<b>7</b>	<b>192</b>	<b>191</b>	<b>47</b>	<b>147</b>	<b>1013</b>	<b>77.9</b>
<b>Opponents</b>		<b>13</b>	<b>2600</b>		<b>289-683</b>	<b>.423</b>	<b>73-240</b>	<b>.304</b>	<b>253-346</b>	<b>.731</b>	<b>130</b>	<b>304</b>	<b>434</b>	<b>33.4</b>	<b>276</b>	<b>11</b>	<b>135</b>	<b>239</b>	<b>33</b>	<b>98</b>	<b>904</b>	<b>69.5</b>

### Team Statistics

	UTEP	OPP
<b>Scoring</b>	<b>1013</b>	<b>904</b>
Points per game	77.9	69.5
Scoring margin	+8.4	-
<b>Field goals-att</b>	<b>348-750</b>	<b>289-683</b>
Field goal pct	.464	.423
<b>3 point fg-att</b>	<b>68-232</b>	<b>73-240</b>
3-point FG pct	.293	.304
3-pt FG made per game	5.2	5.6
<b>Free throws-att</b>	<b>249-366</b>	<b>253-346</b>
Free throw pct	.680	.731
F-Throws made per game	19.2	19.5
<b>Rebounds</b>	<b>466</b>	<b>434</b>
Rebounds per game	35.8	33.4
Rebounding margin	+2.5	-
<b>Assists</b>	<b>192</b>	<b>135</b>
Assists per game	14.8	10.4
<b>Turnovers</b>	<b>191</b>	<b>239</b>
Turnovers per game	14.7	18.4
Turnover margin	+3.7	-
Assist/turnover ratio	1.0	0.6
<b>Steals</b>	<b>147</b>	<b>98</b>
Steals per game	11.3	7.5
<b>Blocks</b>	<b>47</b>	<b>33</b>
Blocks per game	3.6	2.5
<b>Winning streak</b>	<b>2</b>	<b>-</b>
Home win streak	3	-
<b>Attendance</b>	<b>36118</b>	<b>7303</b>
Home games-Avg/Game	8-4515	3-2434
Neutral site-Avg/Game	-	2-514

### Team Results

Date	Opponent		Score	Att.
11/06/2023	McMurry	W	120-71	3782
11/09/2023	Science & Arts Okla.	W	123-72	3514
11/13/2023	UC Santa Barbara	W	89-76	7121
11/17/2023	Austin Peay	W	71-63	4871
11/20/2023	vs California	W	75-72	529
11/22/2023	vs Bradley	L	59-63	499
11/25/2023	at LMU (CA)	L	47-67	750
11/29/2023	A&M-Corpus Christi	L	63-67	4671
12/04/2023	Western N.M.	W	90-62	3656
12/09/2023	at Oregon	L	49-71	5084
12/17/2023	at Abilene Christian	L	82-88	1469
12/20/2023	Norfolk St.	W	67-65	4193
12/21/2023	Wyoming	W	78-67	4310

