



Officials: Kelly Self, Larry Spaulding, Randal Anders

Science & Arts Okla. - 72

Record: 2-1

NO.	Name	F	Min	FG	3P	FT	Rebounds			Fouls		TP	AS	TO	ST	Blocks		+/-
				M-A	M-A	M-A	OR	DR	TOT	PF	FD					BS	BA	
4	Manny Gatkek	F	09:29	1-3	1-1	1-1	0	2	2	5	2	4	1	1	0	1	0	-7
23	Rory Pantophlet	F	17:54	1-2	0-0	2-2	0	6	6	5	3	4	0	2	0	1	0	-19
1	Reggie Quezada	G	22:02	7-14	2-5	2-2	1	1	2	2	1	18	1	5	0	0	1	-23
2	Anthony Ray	G	17:52	3-6	0-0	0-1	0	1	1	1	2	6	0	2	0	0	0	-36
12	Jayden Harrell	G	18:06	0-1	0-0	2-4	1	1	2	1	4	2	4	1	0	0	0	-42
0	Jayden Patcha		24:48	4-9	0-3	7-9	0	3	3	4	7	15	0	3	2	1	0	-40
25	Jaden Causwell		14:09	3-6	0-1	1-1	2	0	2	2	1	7	0	2	1	0	0	-10
20	Tre Edwards		18:18	0-0	0-0	0-0	0	0	0	0	0	0	2	4	0	0	0	-1
13	Cejay Mann		16:06	0-4	0-4	0-0	1	2	3	0	0	0	1	1	0	0	0	-26
15	Cade Allen		07:49	2-7	1-4	0-0	0	0	0	0	0	5	1	0	0	0	2	-14
5	Tyler Cauley		12:12	2-2	1-1	0-1	2	0	2	3	1	5	1	1	0	0	0	-5
11	Niieihii BlackBear		09:40	2-3	0-1	0-0	2	2	4	1	0	4	0	1	0	0	0	-19
10	Logan Dolan		07:59	1-2	0-1	0-0	2	0	2	3	0	2	0	1	1	0	0	-5
3	Ryein Kennedy		03:36	0-1	0-1	0-0	0	0	0	2	0	0	0	0	0	0	0	-8
Team							0	2	2			0		0				
Totals				26-60	5-22	15-21	11	20	31	29	21	72	11	24	4	3	3	-51

Shooting By Period		
1st FG%	10-26	38.5%
3PT%	1-7	14.3%
FT%	9-12	75%
2nd FG%	16-34	47.1%
3PT%	4-15	26.7%
FT%	6-9	66.7%
GM FG%	26-60	43.3%
3PT%	5-22	22.7%
FT%	15-21	71.4%

Dead Ball Rebounds: 2, 0

Technical Fouls::NONE

UTEP - 123

Record: 2-0

NO.	Name	F	Min	FG	3P	FT	Rebounds			Fouls		TP	AS	TO	ST	Blocks		+/-
				M-A	M-A	M-A	OR	DR	TOT	PF	FD					BS	BA	
13	Calvin Solomon	F	14:58	2-2	0-0	7-7	2	1	3	0	4	11	2	1	1	0	0	26
34	Kevin Kalu	F	20:54	3-5	0-0	1-4	2	11	13	4	2	7	0	2	0	2	1	27
0	Zid Powell	G	15:15	2-9	2-4	2-2	0	3	3	2	1	8	3	0	2	0	1	14
2	Tae Hardy	G	20:05	4-7	1-2	2-2	0	2	2	0	2	11	4	1	1	0	0	33
4	Corey Camper Jr.	G	17:47	5-7	3-4	4-6	1	0	1	1	4	17	1	0	3	1	0	24
5	David Terrell Jr.		23:51	1-6	0-1	1-1	0	0	0	1	1	3	6	4	1	0	1	36
23	Otis Frazier III		17:59	5-6	1-2	7-10	0	3	3	2	6	18	2	0	4	0	0	26
33	Elijah Jones		14:38	8-9	1-2	2-3	2	0	2	2	2	19	0	0	3	0	0	18
32	Derick Hamilton		12:40	5-5	0-0	4-6	2	1	3	4	4	14	0	1	1	0	0	18
1	Jon Dos Anjos		10:56	1-6	0-3	0-0	2	1	3	5	1	2	0	0	0	0	0	-4
11	Trey Horton		18:46	0-3	0-3	3-3	0	3	3	0	2	3	4	0	0	0	0	14
21	Sebastian Cole		12:11	4-5	2-3	0-0	0	0	0	0	0	10	4	0	2	0	0	23
Team							3	2	5			0		0				
Totals				40-70	10-24	33-44	14	27	41	21	29	123	26	9	18	3	3	51

Shooting By Period		
1st FG%	16-31	51.6%
3PT%	3-8	37.5%
FT%	17-23	73.9%
2nd FG%	24-39	61.5%
3PT%	7-16	43.8%
FT%	16-21	76.2%
GM FG%	40-70	57.1%
3PT%	10-24	41.7%
FT%	33-44	75.0%

Dead Ball Rebounds: 7, 0

Technical Fouls::NONE

	USAO	UTEP
Biggest lead	0 (1st 20:00)	51 (2nd 0:05)
Best Scoring Run	7(1st 4:09)	19(1st 14:28)
Lead Changes	0	
Times Tied	0	
Time with Lead	00:00	39:31

	USAO	UTEP
Points from		
Turnovers	2	33
Paint	36	48
Second Chance	16	18
Fast Breaks	15	47
Bench	38	69

	Period by Period Scoring		
	1st	2nd	TOT
USAO	30	42	72
UTEP	52	71	123



Officials: Kelly Self, Larry Spaulding, Randal Anders

Period 1

Quarter Starters:

UTEP	0 Powell Z	2 Hardy T	4 Camper Jr. C	13 Solomon C	34 Kalu K
USAO	1 Quezada R	2 Ray A	4 Gatkek M	12 Harrell J	23 Pantophlet R

Game Time	UTEP	Score	Diff	USAO
20:00	13 SOLOMON C jumpball won			4 GATKEK M jumpball lost
19:38	2 HARDY T 2pt FG outside the paint, jump shot missed			
19:32	34 KALU K offensive rebound (1)			
19:31	34 KALU K 2pt FG second chance in the paint, layup made (2)	2-0	2	
19:15				2 RAY A 2pt FG outside the paint, jump shot missed
19:10	0 POWELL Z defensive rebound (1)			
19:00	34 KALU K 2pt FG in the paint, hook shot missed			
18:56				4 GATKEK M defensive rebound (1)
18:47	0 POWELL Z steal (1)			23 PANTOPHLET R turnover lost ball (1)
18:43	0 POWELL Z foul drawn (1)			12 HARRELL J foul shooting (1 - 1)
18:43	0 POWELL Z free throw fast break 1 - 2 made (1)	3-0	3	
18:43	0 POWELL Z free throw fast break 2 - 2 made (2)	4-0	4	
18:22	4 CAMPER JR. C foul personal (1 - 1)			12 HARRELL J foul drawn (1)
18:22				23 PANTOPHLET R substitution out
18:22				0 PATCHA J substitution in
18:09				0 PATCHA J 2pt FG in the paint, layup missed
18:05	0 POWELL Z defensive rebound (2)			
18:02	4 CAMPER JR. C 3pt FG fast break, jump shot made (3)	7-0	7	
18:02	0 POWELL Z assist (1)			
17:42				4 GATKEK M 2pt FG outside the paint, jump shot missed
17:39	2 HARDY T defensive rebound (1)			
17:39	2 HARDY T foul drawn (1)			0 PATCHA J foul personal (1 - 2)
17:22	0 POWELL Z 2pt FG outside the paint, jump shot missed			
17:17				2 RAY A defensive rebound (1)
17:12				4 GATKEK M 2pt FG in the paint, layup missed
17:08	34 KALU K defensive rebound (2)			
17:05	13 SOLOMON C foul drawn (1)			4 GATKEK M foul shooting (1 - 3)
17:05	13 SOLOMON C free throw fast break 1 - 2 made (1)	8-0	8	
17:05	0 POWELL Z substitution out			
17:05	4 CAMPER JR. C substitution out			
17:05	34 KALU K substitution out			
17:05	5 TERRELL JR. D substitution in			
17:05	23 FRAZIER III O substitution in			
17:05	33 JONES E substitution in			
17:05				1 QUEZADA R substitution out
17:05				4 GATKEK M substitution out
17:05				23 PANTOPHLET R substitution in
17:05				25 CAUSWELL J substitution in
17:05	13 SOLOMON C free throw fast break 2 - 2 made (2)	9-0	9	
16:59	33 JONES E steal (1)			0 PATCHA J turnover lost ball (1)
16:42	33 JONES E 2pt FG from turnover outside the paint, jump shot made (2)	11-0	11	
16:42	23 FRAZIER III O assist (1)			



Officials: Kelly Self, Larry Spaulding, Randal Anders

Game Time	UTEP	Score	Diff	USAO
16:27	2 HARDY T steal (1)			0 PATCHA J turnover lost ball (2)
16:23	2 HARDY T 2pt FG fast break from turnover in the paint, dunk, made (2)	13-0	13	
16:19				Timeout 60 Sec
16:19	13 SOLOMON C substitution out			
16:19	32 HAMILTON D substitution in			
16:19				0 PATCHA J substitution out
16:19				12 HARRELL J substitution out
16:19				1 QUEZADA R substitution in
16:19				20 EDWARDS T substitution in
16:09				2 RAY A 2pt FG outside the paint, jump shot missed
16:05	defensive rebound (6)			
16:05				2 RAY A substitution out
16:05				13 MANN C substitution in
15:58	2 HARDY T turnover bad pass (1)			
15:49	5 TERRELL JR. D steal (1)			1 QUEZADA R turnover lost ball (1)
15:45	2 HARDY T 2pt FG fast break from turnover in the paint, alleyoop made (4)	15-0	15	
15:45	5 TERRELL JR. D assist (1)			
15:26				25 CAUSWELL J 3pt FG , jump shot missed
15:24	defensive rebound (7)			
15:24	2 HARDY T substitution out			
15:24	4 CAMPER JR. C substitution in			
15:11	4 CAMPER JR. C foul drawn (1)			25 CAUSWELL J foul shooting (1 - 4)
15:11	4 CAMPER JR. C free throw 1 - 2 made (4)	16-0	16	
15:11				1 QUEZADA R substitution out
15:11				2 RAY A substitution in
15:11	4 CAMPER JR. C free throw 2 - 2 made (5)	17-0	17	
15:04	23 FRAZIER III O foul personal (1 - 2)			2 RAY A foul drawn (1)
14:50				25 CAUSWELL J 2pt FG outside the paint, jump shot missed
14:44	32 HAMILTON D defensive rebound (1)			
14:40	5 TERRELL JR. D turnover bad pass (1)			
14:34	23 FRAZIER III O steal (1)			2 RAY A turnover lost ball (1)
14:28	23 FRAZIER III O 2pt FG fast break from turnover in the paint, layup made (2)	19-0	19	
14:28	5 TERRELL JR. D assist (2)			
14:12		19-2	17	25 CAUSWELL J 2pt FG in the paint, dunk, made (2)
14:12				20 EDWARDS T assist (1)
13:54	5 TERRELL JR. D 2pt FG in the paint, jump shot missed			
13:54				defensive rebound (3)
13:54	32 HAMILTON D foul personal (1 - 3)			23 PANTOPHLET R foul drawn (1)
13:54	4 CAMPER JR. C substitution out			
13:54	5 TERRELL JR. D substitution out			
13:54	23 FRAZIER III O substitution out			
13:54	32 HAMILTON D substitution out			
13:54	33 JONES E substitution out			
13:54	0 POWELL Z substitution in			
13:54	1 DOS ANJOS J substitution in			
13:54	2 HARDY T substitution in			
13:54	11 HORTON T substitution in			



Officials: Kelly Self, Larry Spaulding, Randal Anders

Game Time	UTEP	Score	Diff	USAO
13:54	13 SOLOMON C substitution in			
13:44	13 SOLOMON C steal (1)			20 EDWARDS T turnover lost ball (1)
13:27	13 SOLOMON C turnover lost ball (1)			25 CAUSWELL J steal (1)
13:19				13 MANN C 3pt FG from turnover, jump shot missed
13:15				25 CAUSWELL J offensive rebound (1)
13:15				25 CAUSWELL J turnover (1)
13:15				23 PANTOPHLET R substitution out
13:15				4 GATKEK M substitution in
12:58	0 POWELL Z 3pt FG from turnover, jump shot missed			
12:55	13 SOLOMON C offensive rebound (1)			
12:55	13 SOLOMON C foul drawn (2)			4 GATKEK M foul shooting (2 - 5)
12:55	13 SOLOMON C free throw 1 - 2 made (3)	20-2	18	
12:55				2 RAY A substitution out
12:55				25 CAUSWELL J substitution out
12:55				0 PATCHA J substitution in
12:55				1 QUEZADA R substitution in
12:55	13 SOLOMON C free throw 2 - 2 made (4)	21-2	19	
12:47		21-4	17	0 PATCHA J 2pt FG fast break in the paint, layup made (2)
12:47				4 GATKEK M assist (1)
12:26	1 DOS ANJOS J 3pt FG , jump shot missed			
12:21				13 MANN C defensive rebound (1)
12:19				1 QUEZADA R substitution out
12:19				15 ALLEN C substitution in
12:12	1 DOS ANJOS J foul shooting (1 - 4)			0 PATCHA J foul drawn (1)
12:12		21-5	16	0 PATCHA J free throw 1 - 2 made (3)
12:12				0 PATCHA J free throw 2 - 2 missed
12:12	1 DOS ANJOS J defensive rebound (1)			
11:57	11 HORTON T foul drawn (1)			4 GATKEK M foul personal (3 - 6)
11:57	Timeout media			
11:57				4 GATKEK M substitution out
11:57				25 CAUSWELL J substitution in
11:42	2 HARDY T 3pt FG , jump shot made (7)	24-5	19	
11:42	13 SOLOMON C assist (1)			
11:26	1 DOS ANJOS J substitution out			
11:26	11 HORTON T substitution out			
11:26	13 SOLOMON C substitution out			
11:26	23 FRAZIER III O substitution in			
11:26	33 JONES E substitution in			
11:26	34 KALU K substitution in			
11:20	0 POWELL Z foul personal (1 - 5)			0 PATCHA J foul drawn (2)
11:20	0 POWELL Z substitution out			
11:20	5 TERRELL JR. D substitution in			
11:06		24-7	17	0 PATCHA J 2pt FG in the paint, hook shot made (5)
10:52	34 KALU K turnover lost ball (1)			0 PATCHA J steal (1)
10:44				25 CAUSWELL J 2pt FG from turnover in the paint, layup missed
10:39	34 KALU K defensive rebound (3)			
10:33	23 FRAZIER III O 3pt FG , jump shot missed			
10:26				13 MANN C defensive rebound (2)



Officials: Kelly Self, Larry Spaulding, Randal Anders

Game Time	UTEP	Score	Diff	USAO
10:23				15 ALLEN C 2pt FG outside the paint, jump shot missed
10:18	23 FRAZIER III O defensive rebound (1)			
10:04	34 KALU K foul drawn (1)			25 CAUSWELL J foul shooting (2 - 7)
10:04	34 KALU K free throw 1 - 2 missed			
10:04	offensive dead ball rebound (1)			
10:04				20 EDWARDS T substitution out
10:04				25 CAUSWELL J substitution out
10:04				12 HARRELL J substitution in
10:04				23 PANTOPHLET R substitution in
10:04	34 KALU K free throw 2 - 2 missed			
10:02				12 HARRELL J defensive rebound (1)
09:35		24-9	15	15 ALLEN C 2pt FG in the paint, layup made (2)
09:35				12 HARRELL J assist (1)
09:34	Timeout 30 Sec			
09:32	33 JONES E substitution out			
09:32	4 CAMPER JR. C substitution in			
09:12	4 CAMPER JR. C 2pt FG outside the paint, jump shot made (7)	26-9	17	
09:12	2 HARDY T assist (1)			
08:55	4 CAMPER JR. C steal (1)			12 HARRELL J turnover lost ball (1)
08:50	2 HARDY T 2pt FG fast break from turnover in the paint, dunk, made (9)	28-9	19	
08:39				0 PATCHA J 2pt FG in the paint, layup missed
08:36	34 KALU K defensive rebound (4)			
08:30	4 CAMPER JR. C 3pt FG , jump shot made (10)	31-9	22	
08:30	2 HARDY T assist (2)			
08:17	5 TERRELL JR. D foul personal (1 - 6)			12 HARRELL J foul drawn (2)
08:17				0 PATCHA J substitution out
08:17				12 HARRELL J substitution out
08:17				13 MANN C substitution out
08:17				2 RAY A substitution in
08:17				5 CAULEY T substitution in
08:17				20 EDWARDS T substitution in
08:00				15 ALLEN C 2pt FG outside the paint, jump shot blocked
08:00	34 KALU K block (1)			
07:54	34 KALU K defensive rebound (5)			
07:43	23 FRAZIER III O 2pt FG in the paint, driving layup made (4)	33-9	24	
07:27				15 ALLEN C 3pt FG , jump shot blocked
07:27	4 CAMPER JR. C block (1)			
07:22	34 KALU K defensive rebound (6)			
07:17	2 HARDY T 3pt FG , jump shot missed			
07:14				23 PANTOPHLET R defensive rebound (1)
07:14	34 KALU K foul personal (1 - 7)			23 PANTOPHLET R foul drawn (2)
07:14	Timeout media			
07:14	2 HARDY T substitution out			
07:14	23 FRAZIER III O substitution out			
07:14	1 DOS ANJOS J substitution in			
07:14	11 HORTON T substitution in			
07:14				2 RAY A substitution out
07:14				15 ALLEN C substitution out



Officials: Kelly Self, Larry Spaulding, Randal Anders

Game Time	UTEP	Score	Diff	USAO
07:14				1 QUEZADA R substitution in
07:14				25 CAUSWELL J substitution in
07:14		33-10	23	23 PANTOPHLET R 1&1 free throw 1 made (1)
07:14		33-11	22	23 PANTOPHLET R 1&1 free throw 2 made (2)
07:03	34 KALU K 2pt FG in the paint, alleyoop made (4)	35-11	24	
07:03	4 CAMPER JR. C assist (1)			
06:43	4 CAMPER JR. C steal (2)			20 EDWARDS T turnover bad pass (2)
06:36	4 CAMPER JR. C foul drawn (2)			5 CAULEY T foul personal (1 - 8)
06:36	5 TERRELL JR. D substitution out			
06:36	0 POWELL Z substitution in			
06:36	4 CAMPER JR. C 1&1 free throw 1 made (11)	36-11	25	
06:36	4 CAMPER JR. C 1&1 free throw 2 missed			
06:36				23 PANTOPHLET R defensive rebound (2)
06:19		36-13	23	25 CAUSWELL J 2pt FG in the paint, layup made (4)
06:19				1 QUEZADA R assist (1)
06:09	11 HORTON T 3pt FG , jump shot missed			
06:05				23 PANTOPHLET R defensive rebound (3)
06:02		36-16	20	1 QUEZADA R 3pt FG fast break, jump shot made (3)
06:02				20 EDWARDS T assist (2)
05:35	4 CAMPER JR. C 2pt FG in the paint, driving layup made (13)	38-16	22	
05:20		38-18	20	1 QUEZADA R 2pt FG outside the paint, pull up jump shot made (5)
05:00	1 DOS ANJOS J 2pt FG in the paint, hook shot missed			
04:56				23 PANTOPHLET R defensive rebound (4)
04:54				1 QUEZADA R 3pt FG , jump shot missed
04:47				25 CAUSWELL J offensive rebound (2)
04:45		38-20	18	25 CAUSWELL J 2pt FG second chance in the paint, dunk, made (6)
04:45	1 DOS ANJOS J foul shooting (2 - 8)			25 CAUSWELL J foul drawn (1)
04:45	1 DOS ANJOS J substitution out			
04:45	11 HORTON T substitution out			
04:45	34 KALU K substitution out			
04:45	2 HARDY T substitution in			
04:45	13 SOLOMON C substitution in			
04:45	33 JONES E substitution in			
04:45		38-21	17	25 CAUSWELL J free throw 1 - 1 made (7)
04:24	0 POWELL Z 2pt FG in the paint, driving layup missed			
04:23				23 PANTOPHLET R defensive rebound (5)
04:15				1 QUEZADA R 3pt FG , jump shot missed
04:11				5 CAULEY T offensive rebound (1)
04:09		38-23	15	5 CAULEY T 2pt FG second chance in the paint, pull up jump shot made (2)
03:57	33 JONES E 2pt FG outside the paint, jump shot made (4)	40-23	17	
03:57	2 HARDY T assist (3)			
03:47	33 JONES E steal (2)			1 QUEZADA R turnover bad pass (2)
03:42	0 POWELL Z 2pt FG from turnover in the paint, driving layup missed			
03:41	33 JONES E offensive rebound (1)			
03:41	33 JONES E foul drawn (1)			5 CAULEY T foul shooting (2 - 9)
03:41				Timeout media



Officials: Kelly Self, Larry Spaulding, Randal Anders

Game Time	UTEP	Score	Diff	USAO
03:41	4 CAMPER JR. C substitution out			
03:41	23 FRAZIER III O substitution in			
03:41	33 JONES E free throw fast break 1 - 2 missed			
03:41	offensive dead ball rebound (2)			
03:41	33 JONES E free throw fast break 2 - 2 made (5)	41-23	18	
03:31	23 FRAZIER III O foul personal (2 - 9)			5 CAULEY T foul drawn (1)
03:31				5 CAULEY T 1&1 free throw 1 missed
03:30	23 FRAZIER III O defensive rebound (2)			
03:21	0 POWELL Z 2pt FG in the paint, jump shot blocked			
03:21				23 PANTOPHLET R block (1)
03:21	offensive rebound (18)			
03:21				5 CAULEY T substitution out
03:21				0 PATCHA J substitution in
03:14	0 POWELL Z 2pt FG second chance outside the paint, jump shot missed			
03:11				defensive rebound (15)
03:01	0 POWELL Z foul shooting (2 - 10)			0 PATCHA J foul drawn (3)
03:01		41-24	17	0 PATCHA J free throw 1 - 2 made (6)
03:01	0 POWELL Z substitution out			
03:01	21 COLE S substitution in			
03:01		41-25	16	0 PATCHA J free throw 2 - 2 made (7)
02:44	2 HARDY T 2pt FG outside the paint, jump shot missed			
02:39				0 PATCHA J defensive rebound (1)
02:33	33 JONES E foul personal (1 - 11)			1 QUEZADA R foul drawn (1)
02:33		41-26	15	1 QUEZADA R free throw 1 - 2 made (6)
02:33	33 JONES E substitution out			
02:33	32 HAMILTON D substitution in			
02:33		41-27	14	1 QUEZADA R free throw 2 - 2 made (7)
02:11	32 HAMILTON D turnover 3 seconds (1)			
01:59	23 FRAZIER III O steal (2)			20 EDWARDS T turnover lost ball (3)
01:56	23 FRAZIER III O foul drawn (1)			23 PANTOPHLET R foul personal (1 - 10)
01:56	23 FRAZIER III O free throw fast break 1 - 2 missed			
01:56	offensive dead ball rebound (3)			
01:56	23 FRAZIER III O free throw fast break 2 - 2 made (5)	42-27	15	
01:39		42-29	13	1 QUEZADA R 2pt FG in the paint, driving layup made (9)
01:30	32 HAMILTON D 2pt FG in the paint, layup made (2)	44-29	15	
01:30	21 COLE S assist (1)			
01:30	32 HAMILTON D foul drawn (1)			23 PANTOPHLET R foul shooting (2 - 11)
01:30	32 HAMILTON D free throw 1 - 1 missed			
01:30	13 SOLOMON C offensive rebound (2)			
01:13	2 HARDY T foul drawn (2)			0 PATCHA J foul shooting (2 - 12)
01:13	2 HARDY T free throw 1 - 2 made (10)	45-29	16	
01:13	2 HARDY T free throw 2 - 2 made (11)	46-29	17	
01:01	32 HAMILTON D foul personal (2 - 12)			0 PATCHA J foul drawn (4)
01:01				0 PATCHA J free throw 1 - 2 missed
01:01				offensive dead ball rebound (1)
01:01		46-30	16	0 PATCHA J free throw 2 - 2 made (8)
00:50	32 HAMILTON D foul drawn (2)			23 PANTOPHLET R foul personal (3 - 13)
00:50	32 HAMILTON D free throw 1 - 2 made (3)	47-30	17	



Officials: Kelly Self, Larry Spaulding, Randal Anders

Game Time	UTEP	Score	Diff	USAO
00:50	32 HAMILTON D free throw 2 - 2 made (4)	48-30	18	
00:27				1 QUEZADA R 3pt FG , jump shot missed
00:22	2 HARDY T defensive rebound (2)			
00:19	23 FRAZIER III O foul drawn (2)			0 PATCHA J foul shooting (3 - 14)
00:19	23 FRAZIER III O free throw fast break 1 - 2 made (6)	49-30	19	
00:19	23 FRAZIER III O free throw fast break 2 - 2 made (7)	50-30	20	
00:03	23 FRAZIER III O steal (3)			20 EDWARDS T turnover lost ball (4)
00:00	21 COLE S 2pt FG fast break from turnover in the paint, layup made (2)	52-30	22	
00:00	23 FRAZIER III O assist (2)			
END OF PERIOD				
UTEP 52-30 USAO				



Officials: Kelly Self, Larry Spaulding, Randal Anders

Science & Arts Okla. - 30

NO.	Name	Min	FG			3P			FT			Rebounds			Fouls		TP	AS	TO	ST	Blocks		+/-
			M-A	M-A	M-A	OR	DR	TOT	PF	FD	BS	BA											
4	Manny Gatkek	F 04:13	0-2	0-0	0-0	0	1	1	3	0	0	0	1	0	0	1	0	0	0	0	0	0	-7
23	Rory Pantophlet	F 15:32	0-0	0-0	2-2	0	5	5	3	2	2	0	1	0	1	0	1	0	1	0	0	-18	
1	Reggie Quezada	G 11:53	3-6	1-4	2-2	0	0	0	0	1	9	1	2	0	0	0	0	0	0	0	0	-8	
2	Anthony Ray	G 07:14	0-2	0-0	0-0	0	1	1	0	1	0	0	1	0	0	1	0	0	0	0	0	-17	
12	Jayden Harrell	G 05:28	0-0	0-0	0-0	0	1	1	1	2	0	1	1	0	1	1	0	0	0	0	0	-18	
0	Jayden Patcha	10:02	2-4	0-0	4-6	0	1	1	3	4	8	0	2	1	0	0	0	0	0	0	0	-17	
25	Jaden Causwell	13:17	3-6	0-1	1-1	2	0	2	2	1	7	0	1	1	1	0	0	0	0	0	0	-9	
20	Tre Edwards	14:32	0-0	0-0	0-0	0	0	0	0	0	0	2	4	0	0	0	0	0	0	0	0	-4	
13	Cejay Mann	07:48	0-1	0-1	0-0	0	2	2	0	0	0	0	0	0	0	0	0	0	0	0	0	-9	
15	Cade Allen	05:05	1-4	0-1	0-0	0	0	0	0	0	2	0	0	0	0	0	0	0	0	2	0	-7	
5	Tyler Cauley	04:56	1-1	0-0	0-1	1	0	1	2	1	2	0	0	0	0	0	0	0	0	0	0	4	
Team						0	2	2				0			0								
Totals			10-26	1-7	9-12	3	13	16	14	12	30	5	12	2	1	2							-22

Shooting By Period		
1st FG%	10-26	38.5%
3PT%	1-7	14.3%
FT%	9-12	75%
GM FG%	10-26	38.5%
3PT%	1-7	14.3%
FT%	9-12	75.0%

Dead Ball Rebounds: 1, 0

Technical Fouls::NONE

UTEP - 52

NO.	Name	Min	FG			3P			FT			Rebounds			Fouls		TP	AS	TO	ST	Blocks		+/-
			M-A	M-A	M-A	OR	DR	TOT	PF	FD	BS	BA											
13	Calvin Solomon	F 10:54	0-0	0-0	4-4	2	0	2	0	2	4	1	1	1	0	0	19						
34	Kevin Kalu	F 09:36	2-3	0-0	0-2	1	5	6	1	1	4	0	1	0	1	0	7						
0	Zid Powell	G 09:04	0-6	0-1	2-2	0	2	2	2	1	2	1	0	1	0	1	3						
2	Tae Hardy	G 16:01	4-7	1-2	2-2	0	2	2	0	2	11	3	1	1	0	0	26						
4	Corey Camper Jr.	G 10:16	4-4	2-2	3-4	0	0	0	1	2	13	1	0	2	1	0	12						
5	David Terrell Jr.	07:55	0-1	0-0	0-0	0	0	0	1	0	0	2	1	1	0	0	14						
23	Otis Frazier III	11:04	2-3	0-1	3-4	0	2	2	2	2	7	2	0	3	0	0	19						
33	Elijah Jones	07:17	2-2	0-0	1-2	1	0	1	1	1	5	0	0	2	0	0	2						
32	Derick Hamilton	04:58	1-1	0-0	2-3	0	1	1	2	2	4	0	1	0	0	0	11						
1	Jon Dos Anjos	04:57	0-2	0-1	0-0	0	1	1	2	0	0	0	0	0	0	0	-4						
11	Trey Horton	04:57	0-1	0-1	0-0	0	0	0	0	1	0	0	0	0	0	0	-4						
21	Sebastian Cole	03:01	1-1	0-0	0-0	0	0	0	0	0	2	1	0	0	0	0	5						
Team						1	2	3				0			0								
Totals			16-31	3-8	17-23	5	15	20	12	14	52	11	5	11	2	1	22						

Shooting By Period		
1st FG%	16-31	51.6%
3PT%	3-8	37.5%
FT%	17-23	73.9%
GM FG%	16-31	51.6%
3PT%	3-8	37.5%
FT%	17-23	73.9%

Dead Ball Rebounds: 3, 0

Technical Fouls::NONE

	USAO	UTEP
Biggest lead	0 (1st 20:00)	25 (1st 6:36)
Best Scoring Run	7(1st 4:09)	19(1st 14:28)
Lead Changes	0	
Times Tied	0	
Time with Lead	00:00	19:31

Points from	USAO	UTEP
Turnovers	0	19
Paint	16	20
Second Chance	5	7
Fast Breaks	7	22
Bench	19	18

	Period by Period Scoring		
	1st	2nd	TOT
USAO	30	42	72
UTEP	52	71	123



Officials: Kelly Self, Larry Spaulding, Randal Anders

Period 2

Quarter Starters:

UTEP	0 Powell Z	2 Hardy T	4 Camper Jr. C	13 Solomon C	34 Kalu K
USAO	1 Quezada R	2 Ray A	4 Gatkek M	12 Harrell J	23 Pantophlet R

Game Time	UTEP	Score	Diff	USAO
20:00	21 COLE S substitution out			
20:00	23 FRAZIER III O substitution out			
20:00	32 HAMILTON D substitution out			
20:00	0 POWELL Z substitution in			
20:00	4 CAMPER JR. C substitution in			
20:00	34 KALU K substitution in			
20:00				0 PATCHA J substitution out
20:00				20 EDWARDS T substitution out
20:00				25 CAUSWELL J substitution out
20:00				2 RAY A substitution in
20:00				4 GATKEK M substitution in
20:00				12 HARRELL J substitution in
19:47	34 KALU K foul shooting (2 - 1)			12 HARRELL J foul drawn (3)
19:47		52-31	21	12 HARRELL J free throw 1 - 2 made (1)
19:47				12 HARRELL J free throw 2 - 2 missed
19:47	34 KALU K defensive rebound (7)			
19:47	34 KALU K turnover out of bounds (2)			
19:40				23 PANTOPHLET R 2pt FG from turnover in the paint, layup missed
19:36	0 POWELL Z defensive rebound (3)			
19:25	13 SOLOMON C 2pt FG in the paint, layup made (6)	54-31	23	
19:25	2 HARDY T assist (4)			
19:25	13 SOLOMON C foul drawn (3)			23 PANTOPHLET R foul shooting (4 - 1)
19:25	13 SOLOMON C free throw 1 - 1 made (7)	55-31	24	
19:18		55-34	21	1 QUEZADA R 3pt FG fast break, jump shot made (12)
19:18				12 HARRELL J assist (2)
19:06	34 KALU K foul drawn (2)			4 GATKEK M foul shooting (4 - 2)
19:06	34 KALU K free throw 1 - 2 missed			
19:06	offensive dead ball rebound (4)			
19:06				4 GATKEK M substitution out
19:06				0 PATCHA J substitution in
19:06	34 KALU K free throw 2 - 2 made (5)	56-34	22	
18:46		56-36	20	23 PANTOPHLET R 2pt FG in the paint, dunk, made (4)
18:46				12 HARRELL J assist (3)
18:25	4 CAMPER JR. C 3pt FG , jump shot made (16)	59-36	23	
18:25	13 SOLOMON C assist (2)			
18:07	4 CAMPER JR. C steal (3)			23 PANTOPHLET R turnover bad pass (2)
18:04	4 CAMPER JR. C foul drawn (3)			1 QUEZADA R foul personal (1 - 3)
18:02	4 CAMPER JR. C 3pt FG from turnover, jump shot missed			
17:57				23 PANTOPHLET R defensive rebound (6)
17:57	34 KALU K foul personal (3 - 2)			23 PANTOPHLET R foul drawn (3)
17:44				1 QUEZADA R 2pt FG in the paint, jump shot missed
17:40	13 SOLOMON C defensive rebound (3)			



Game Time	UTEP	Score	Diff	USAO
17:38	13 SOLOMON C foul drawn (4)			23 PANTOPHLET R foul shooting (5 - 4)
17:38				23 PANTOPHLET R substitution out
17:38				4 GATKEK M substitution in
17:38	13 SOLOMON C free throw fast break 1 - 2 made (8)	60-36	24	
17:38	13 SOLOMON C free throw fast break 2 - 2 made (9)	61-36	25	
17:32				1 QUEZADA R turnover bad pass (3)
17:18	13 SOLOMON C 2pt FG from turnover in the paint, layup made (11)	63-36	27	
17:18	0 POWELL Z assist (2)			
17:02				1 QUEZADA R 2pt FG in the paint, jump shot blocked
17:02	34 KALU K block (2)			
16:50				12 HARRELL J offensive rebound (2)
17:02				4 GATKEK M substitution out
17:02				11 BLACKBEAR N substitution in
16:46		63-38	25	11 BLACKBEAR N 2pt FG second chance in the paint, layup made (2)
16:40	0 POWELL Z 3pt FG fast break, jump shot made (5)	66-38	28	
16:22				11 BLACKBEAR N 3pt FG , jump shot missed
16:17				11 BLACKBEAR N offensive rebound (1)
16:15		66-40	26	11 BLACKBEAR N 2pt FG second chance in the paint, layup made (4)
16:15				12 HARRELL J assist (4)
16:10	0 POWELL Z 3pt FG fast break, jump shot made (8)	69-40	29	
15:56	Timeout media			
15:56	2 HARDY T substitution out			
15:56	4 CAMPER JR. C substitution out			
15:56	13 SOLOMON C substitution out			
15:56	34 KALU K substitution out			
15:56	1 DOS ANJOS J substitution in			
15:56	5 TERRELL JR. D substitution in			
15:56	23 FRAZIER III O substitution in			
15:56	33 JONES E substitution in			
15:56				0 PATCHA J substitution out
15:56				5 CAULEY T substitution in
15:45	23 FRAZIER III O steal (4)			1 QUEZADA R turnover lost ball (4)
15:30	1 DOS ANJOS J foul drawn (1)			2 RAY A foul personal (1 - 5)
15:19	1 DOS ANJOS J 2pt FG from turnover outside the paint, jump shot missed			
15:14				1 QUEZADA R defensive rebound (1)
15:10	0 POWELL Z steal (2)			2 RAY A turnover lost ball (2)
15:05	23 FRAZIER III O 2pt FG fast break from turnover in the paint, alleyoop made (9)	71-40	31	
15:05	0 POWELL Z assist (3)			
15:04	23 FRAZIER III O foul drawn (3)			11 BLACKBEAR N foul shooting (1 - 6)
15:04	23 FRAZIER III O free throw fast break 1 - 1 missed			
15:04	1 DOS ANJOS J offensive rebound (2)			
14:56	33 JONES E substitution out			
14:56	32 HAMILTON D substitution in			
14:56				2 RAY A substitution out
14:56				0 PATCHA J substitution in



Game Time	UTEP	Score	Diff	USAO
14:38	32 HAMILTON D 2pt FG second chance outside the paint, jump shot made (6)	73-40	33	
14:31				1 QUEZADA R 2pt FG in the paint, jump shot missed
14:28				1 QUEZADA R offensive rebound (2)
14:27		73-42	31	1 QUEZADA R 2pt FG second chance in the paint, layup made (14)
14:15	0 POWELL Z 3pt FG , jump shot missed			
14:10	1 DOS ANJOS J offensive rebound (3)			
14:08	1 DOS ANJOS J 2pt FG second chance in the paint, layup made (2)	75-42	33	
13:54				0 PATCHA J 3pt FG , jump shot missed
13:49				11 BLACKBEAR N offensive rebound (2)
13:49				11 BLACKBEAR N turnover lost ball (1)
13:49	0 POWELL Z substitution out			
13:49	11 HORTON T substitution in			
13:49				1 QUEZADA R substitution out
13:49				11 BLACKBEAR N substitution out
13:49				12 HARRELL J substitution out
13:49				4 GATKEK M substitution in
13:49				10 DOLAN L substitution in
13:49				20 EDWARDS T substitution in
13:40	1 DOS ANJOS J 3pt FG from turnover, jump shot missed			
13:34				0 PATCHA J defensive rebound (2)
13:30		75-45	30	4 GATKEK M 3pt FG , jump shot made (3)
13:27	32 HAMILTON D foul shooting (3 - 3)			4 GATKEK M foul drawn (1)
13:27		75-46	29	4 GATKEK M free throw 1 - 1 made (4)
13:00	5 TERRELL JR. D 2pt FG in the paint, jump shot blocked			
13:00				0 PATCHA J block (1)
13:00	offensive rebound (26)			
12:58	5 TERRELL JR. D turnover bad pass (2)			10 DOLAN L steal (1)
12:53				5 CAULEY T turnover lost ball (1)
12:46	11 HORTON T 3pt FG from turnover, jump shot missed			
12:41				4 GATKEK M defensive rebound (2)
12:37	1 DOS ANJOS J foul shooting (3 - 4)			0 PATCHA J foul drawn (5)
12:37		75-47	28	0 PATCHA J free throw 1 - 2 made (9)
12:37	23 FRAZIER III O substitution out			
12:37	4 CAMPER JR. C substitution in			
12:37		75-48	27	0 PATCHA J free throw 2 - 2 made (10)
12:30	32 HAMILTON D 2pt FG fast break in the paint, layup made (8)	77-48	29	
12:30	5 TERRELL JR. D assist (3)			
12:30	32 HAMILTON D foul drawn (3)			5 CAULEY T foul shooting (3 - 7)
12:30	32 HAMILTON D free throw fast break 1 - 1 made (9)	78-48	30	
12:16				4 GATKEK M turnover bad pass (1)
12:16				5 CAULEY T substitution out
12:16				1 QUEZADA R substitution in
12:06	5 TERRELL JR. D 3pt FG from turnover, jump shot missed			
12:02				0 PATCHA J defensive rebound (3)
12:02	1 DOS ANJOS J foul personal (4 - 5)			0 PATCHA J foul drawn (6)
11:52	32 HAMILTON D foul personal (4 - 6)			4 GATKEK M foul drawn (2)
11:52				Timeout media



Officials: Kelly Self, Larry Spaulding, Randal Anders

Game Time	UTEP	Score	Diff	USAO
11:44		78-50	28	1 QUEZADA R 2pt FG in the paint, driving layup made (16)
11:23	4 CAMPER JR. C 2pt FG in the paint, jump shot missed			
11:16	32 HAMILTON D offensive rebound (2)			
11:15	32 HAMILTON D 2pt FG second chance in the paint, layup made (11)	80-50	30	
11:03				1 QUEZADA R 2pt FG in the paint, driving layup missed
10:57	11 HORTON T defensive rebound (1)			
10:50	5 TERRELL JR. D turnover bad pass (3)			
10:50	32 HAMILTON D substitution out			
10:50	34 KALU K substitution in			
10:35				10 DOLAN L 3pt FG from turnover, jump shot missed
10:30	34 KALU K defensive rebound (8)			
10:27	5 TERRELL JR. D 2pt FG in the paint, layup missed			
10:25	offensive rebound (30)			
10:11	1 DOS ANJOS J 3pt FG second chance, jump shot missed			
10:06	34 KALU K offensive rebound (9)			
10:05	34 KALU K 2pt FG second chance in the paint, layup blocked			
10:05				4 GATKEK M block (1)
10:03	4 CAMPER JR. C offensive rebound (1)			
10:03	4 CAMPER JR. C foul drawn (4)			4 GATKEK M foul shooting (5 - 8)
10:03				4 GATKEK M substitution out
10:03				20 EDWARDS T substitution out
10:03				11 BLACKBEAR N substitution in
10:03				12 HARRELL J substitution in
10:03	4 CAMPER JR. C free throw 1 - 2 missed			
10:03	offensive dead ball rebound (5)			
10:03	4 CAMPER JR. C free throw 2 - 2 made (17)	81-50	31	
09:57		81-52	29	0 PATCHA J 2pt FG fast break in the paint, driving layup made (12)
09:57	1 DOS ANJOS J foul shooting (5 - 7)			0 PATCHA J foul drawn (7)
09:57	1 DOS ANJOS J substitution out			
09:57	33 JONES E substitution in			
09:57		81-53	28	0 PATCHA J free throw fast break 1 - 1 made (13)
09:49	11 HORTON T 3pt FG , jump shot missed			
09:45				11 BLACKBEAR N defensive rebound (3)
09:40				0 PATCHA J 3pt FG , jump shot missed
09:36	34 KALU K defensive rebound (10)			
09:26	33 JONES E 3pt FG , jump shot made (8)	84-53	31	
09:26	5 TERRELL JR. D assist (4)			
09:14	33 JONES E steal (3)			1 QUEZADA R turnover bad pass (5)
09:10	33 JONES E 2pt FG fast break from turnover in the paint, layup made (10)	86-53	33	
09:10	5 TERRELL JR. D assist (5)			
09:10	33 JONES E foul drawn (2)			1 QUEZADA R foul shooting (2 - 9)
09:10				1 QUEZADA R substitution out
09:10				10 DOLAN L substitution out
09:10				2 RAY A substitution in
09:10				25 CAUSWELL J substitution in
09:10	4 CAMPER JR. C substitution out			
09:10	21 COLE S substitution in			



Game Time	UTEP	Score	Diff	USAO
09:10	33 JONES E free throw fast break 1 - 1 made (11)	87-53	34	
08:51		87-55	32	2 RAY A 2pt FG in the paint, turnaround jump shot made (2)
08:37	33 JONES E 2pt FG outside the paint, jump shot made (13)	89-55	34	
08:37	11 HORTON T assist (1)			
08:18				25 CAUSWELL J turnover bad pass (2)
08:18				25 CAUSWELL J substitution out
08:18				13 MANN C substitution in
08:09	5 TERRELL JR. D turnover bad pass (4)			0 PATCHA J steal (2)
08:01		89-57	32	2 RAY A 2pt FG fast break from turnover in the paint, driving layup made (4)
08:01	33 JONES E foul shooting (2 - 8)			2 RAY A foul drawn (2)
08:01				2 RAY A free throw fast break 1 - 1 missed
08:01	34 KALU K defensive rebound (11)			
07:41	21 COLE S 3pt FG , jump shot made (5)	92-57	35	
07:41	5 TERRELL JR. D assist (6)			
07:28	34 KALU K foul shooting (4 - 9)			12 HARRELL J foul drawn (4)
07:28	Timeout media			
07:28				12 HARRELL J free throw 1 - 2 missed
07:28				offensive dead ball rebound (2)
07:28		92-58	34	12 HARRELL J free throw 2 - 2 made (2)
06:53	34 KALU K 2pt FG in the paint, dunk, made (7)	94-58	36	
06:53	21 COLE S assist (2)			
06:45				12 HARRELL J 2pt FG in the paint, jump shot missed
06:41	11 HORTON T defensive rebound (2)			
06:34	33 JONES E 2pt FG outside the paint, jump shot made (15)	96-58	38	
06:34	11 HORTON T assist (2)			
06:21		96-60	36	2 RAY A 2pt FG outside the paint, pull up jump shot made (6)
06:02	33 JONES E 3pt FG , jump shot missed			
05:55				11 BLACKBEAR N defensive rebound (4)
05:46		96-62	34	0 PATCHA J 2pt FG in the paint, driving layup made (15)
05:16	33 JONES E 2pt FG in the paint, jump shot made (17)	98-62	36	
05:16	21 COLE S assist (3)			
05:03				13 MANN C 3pt FG , jump shot missed
04:57	34 KALU K defensive rebound (12)			
04:43	21 COLE S 3pt FG , jump shot made (8)	101-62	39	
04:43	11 HORTON T assist (3)			
04:20				2 RAY A 2pt FG in the paint, driving layup missed
04:17	34 KALU K defensive rebound (13)			
04:03	21 COLE S 3pt FG , jump shot missed			
03:58	33 JONES E offensive rebound (2)			
03:58	33 JONES E 2pt FG second chance in the paint, layup made (19)	103-62	41	
03:44				0 PATCHA J 3pt FG , jump shot missed
03:39	11 HORTON T defensive rebound (3)			
03:36	5 TERRELL JR. D 2pt FG fast break in the paint, layup made (2)	105-62	43	
03:36	5 TERRELL JR. D foul drawn (1)			0 PATCHA J foul shooting (4 - 10)
03:36	Timeout media			
03:36	33 JONES E substitution out			
03:36	34 KALU K substitution out			
03:36	23 FRAZIER III O substitution in			



Officials: Kelly Self, Larry Spaulding, Randal Anders

Game Time	UTEP	Score	Diff	USAO
03:36	32 HAMILTON D substitution in			
03:36				2 RAY A substitution out
03:36				11 BLACKBEAR N substitution out
03:36				12 HARRELL J substitution out
03:36				1 QUEZADA R substitution in
03:36				3 KENNEDY R substitution in
03:36				5 CAULEY T substitution in
03:36	5 TERRELL JR. D free throw fast break 1 - 1 made (3)	106-62	44	
03:25	32 HAMILTON D steal (1)			0 PATCHA J turnover bad pass (3)
03:20	23 FRAZIER III O foul drawn (4)			3 KENNEDY R foul personal (1 - 11)
03:20	23 FRAZIER III O free throw fast break 1 - 2 made (10)	107-62	45	
03:20	23 FRAZIER III O free throw fast break 2 - 2 made (11)	108-62	46	
03:20				0 PATCHA J substitution out
03:20				10 DOLAN L substitution in
03:09		108-64	44	1 QUEZADA R 2pt FG outside the paint, jump shot made (18)
02:44	32 HAMILTON D foul drawn (4)			3 KENNEDY R foul personal (2 - 12)
02:44	32 HAMILTON D free throw 1 - 2 missed			
02:44	offensive dead ball rebound (6)			
02:44				1 QUEZADA R substitution out
02:44				15 ALLEN C substitution in
02:44	32 HAMILTON D free throw 2 - 2 made (12)	109-64	45	
02:31		109-67	42	5 CAULEY T 3pt FG , jump shot made (5)
02:31				15 ALLEN C assist (1)
02:12	11 HORTON T foul drawn (2)			10 DOLAN L foul shooting (1 - 13)
02:11	11 HORTON T free throw 1 - 3 made (1)	110-67	43	
02:11	11 HORTON T free throw 2 - 3 made (2)	111-67	44	
02:11	11 HORTON T free throw 3 - 3 made (3)	112-67	45	
01:59				15 ALLEN C 3pt FG , jump shot missed
01:54				13 MANN C offensive rebound (3)
01:46		112-70	42	15 ALLEN C 3pt FG second chance, jump shot made (5)
01:46				13 MANN C assist (1)
01:35	23 FRAZIER III O 3pt FG , jump shot made (14)	115-70	45	
01:35	11 HORTON T assist (4)			
01:29	21 COLE S steal (1)			13 MANN C turnover bad pass (1)
01:13	21 COLE S 2pt FG from turnover in the paint, dunk, made (10)	117-70	47	
01:04				3 KENNEDY R 3pt FG , jump shot missed
01:04				10 DOLAN L offensive rebound (1)
01:04				15 ALLEN C 3pt FG second chance, jump shot missed
01:00	23 FRAZIER III O defensive rebound (3)			
01:00	23 FRAZIER III O foul drawn (5)			10 DOLAN L foul shooting (2 - 14)
01:00	23 FRAZIER III O free throw fast break 1 - 2 missed			
01:00	offensive dead ball rebound (7)			
01:00	23 FRAZIER III O free throw fast break 2 - 2 made (15)	118-70	48	
00:55				13 MANN C 3pt FG , jump shot missed
00:49				10 DOLAN L offensive rebound (2)
00:44				13 MANN C 3pt FG second chance, jump shot missed
00:41				5 CAULEY T offensive rebound (2)
00:40		118-72	46	10 DOLAN L 2pt FG second chance in the paint, jump shot made (2)



Official Basketball Play by Play - Second Half
Science & Arts Okla. at UTEP
 11/09/23 Don Haskins Center, El Paso, Texas
 2023-24 Men's Basketball

Game Time: 7:00 PM
Game Duration: 1:58
Attendance: 3,514

Officials: Kelly Self, Larry Spaulding, Randal Anders

Game Time	UTEP	Score	Diff	USAO
00:40				5 CAULEY T assist (1)
00:24	5 TERRELL JR. D 2pt FG in the paint, layup missed			
00:18	32 HAMILTON D offensive rebound (3)			
00:16	32 HAMILTON D 2pt FG second chance in the paint, layup made (14)	120-72	48	
00:09	21 COLE S steal (2)			10 DOLAN L turnover lost ball (1)
00:05	23 FRAZIER III O 2pt FG fast break from turnover in the paint, layup made (17)	122-72	50	
00:05	21 COLE S assist (4)			
00:05	23 FRAZIER III O foul drawn (6)			10 DOLAN L foul shooting (3 - 15)
00:05	23 FRAZIER III O free throw fast break 1 - 1 made (18)	123-72	51	
END OF GAME				
UTEP 123-72 USAO				



Officials: Kelly Self, Larry Spaulding, Randal Anders

Science & Arts Okla. - 42

NO.	Name	Min	FG	3P	FT	Rebounds			Fouls		TP	AS	TO	ST	Blocks		+/-
			M-A	M-A	M-A	OR	DR	TOT	PF	FD					BS	BA	
4	Manny Gatkek	F 05:16	1-1	1-1	1-1	0	1	1	2	2	4	0	1	0	1	0	0
23	Rory Pantophlet	F 02:22	1-2	0-0	0-0	0	1	1	2	1	2	0	1	0	0	0	-1
1	Reggie Quezada	G 10:09	4-8	1-1	0-0	1	1	2	2	0	9	0	3	0	0	1	-15
2	Anthony Ray	G 10:38	3-4	0-0	0-1	0	0	0	1	1	6	0	1	0	0	0	-19
12	Jayden Harrell	G 12:38	0-1	0-0	2-4	1	0	1	0	2	2	3	0	0	0	0	-24
0	Jayden Patcha	14:46	2-5	0-3	3-3	0	2	2	1	3	7	0	1	1	1	0	-23
11	Niieihii BlackBear	09:40	2-3	0-1	0-0	2	2	4	1	0	4	0	1	0	0	0	-19
5	Tyler Cauley	07:16	1-1	1-1	0-0	1	0	1	1	0	3	1	1	0	0	0	-9
10	Logan Dolan	07:59	1-2	0-1	0-0	2	0	2	3	0	2	0	1	1	0	0	-5
20	Tre Edwards	03:46	0-0	0-0	0-0	0	0	0	0	0	0	0	0	0	0	0	3
25	Jaden Causwell	00:52	0-0	0-0	0-0	0	0	0	0	0	0	0	1	0	0	0	-1
13	Cejay Mann	08:18	0-3	0-3	0-0	1	0	1	0	0	0	1	1	0	0	0	-17
3	Ryein Kennedy	03:36	0-1	0-1	0-0	0	0	0	2	0	0	0	0	0	0	0	-8
15	Cade Allen	02:44	1-3	1-3	0-0	0	0	0	0	0	3	1	0	0	0	0	-7
Team						0	0	0			0		0				
Totals			16-34	4-15	6-9	8	7	15	15	9	42	6	12	2	2	1	-29

Shooting By Period		
2nd FG%	16-34	47.1%
3PT%	4-15	26.7%
FT%	6-9	66.7%
GM FG%	16-34	47.1%
3PT%	4-15	26.7%
FT%	6-9	66.7%

Dead Ball Rebounds: 1, 0

Technical Fouls::NONE

UTEP - 71

NO.	Name	Min	FG	3P	FT	Rebounds			Fouls		TP	AS	TO	ST	Blocks		+/-
			M-A	M-A	M-A	OR	DR	TOT	PF	FD					BS	BA	
13	Calvin Solomon	F 04:04	2-2	0-0	3-3	0	1	1	0	2	7	1	0	0	0	0	7
34	Kevin Kalu	F 11:18	1-2	0-0	1-2	1	6	7	3	1	3	0	1	0	1	1	20
0	Zid Powell	G 06:11	2-3	2-3	0-0	0	1	1	0	0	6	2	0	1	0	0	11
2	Tae Hardy	G 04:04	0-0	0-0	0-0	0	0	0	0	0	0	1	0	0	0	0	7
4	Corey Camper Jr.	G 07:31	1-3	1-2	1-2	1	0	1	0	2	4	0	0	1	0	0	12
1	Jon Dos Anjos	05:59	1-4	0-2	0-0	2	0	2	3	1	2	0	0	0	0	0	0
5	David Terrell Jr.	15:56	1-5	0-1	1-1	0	0	0	0	1	3	4	3	0	0	1	22
23	Otis Frazier III	06:55	3-3	1-1	4-6	0	1	1	0	4	11	0	0	1	0	0	7
33	Elijah Jones	07:21	6-7	1-2	1-1	1	0	1	1	1	14	0	0	1	0	0	16
32	Derick Hamilton	07:42	4-4	0-0	2-3	2	0	2	2	2	10	0	0	1	0	0	7
11	Trey Horton	13:49	0-2	0-2	3-3	0	3	3	0	1	3	4	0	0	0	0	18
21	Sebastian Cole	09:10	3-4	2-3	0-0	0	0	0	0	0	8	3	0	2	0	0	18
Team						2	0	2			0		0				
Totals			24-39	7-16	16-21	9	12	21	9	15	71	15	4	7	1	2	29

Shooting By Period		
2nd FG%	24-39	61.5%
3PT%	7-16	43.8%
FT%	16-21	76.2%
GM FG%	24-39	61.5%
3PT%	7-16	43.8%
FT%	16-21	76.2%

Dead Ball Rebounds: 4, 0

Technical Fouls::NONE

	USAO	UTEP
Biggest lead	0 (1 st 20:00)	51 (2 nd 0:05)
Best Scoring Run	6(2 nd 12:37)	12(2 nd 3:20)
Lead Changes	0	
Times Tied	0	
Time with Lead	00:00	19:47

Points from	USAO	UTEP
Turnovers	2	14
Paint	20	28
Second Chance	11	11
Fast Breaks	8	25
Bench	19	51

	Period by Period Scoring		
	1st	2nd	TOT
USAO	30	42	72
UTEP	52	71	123

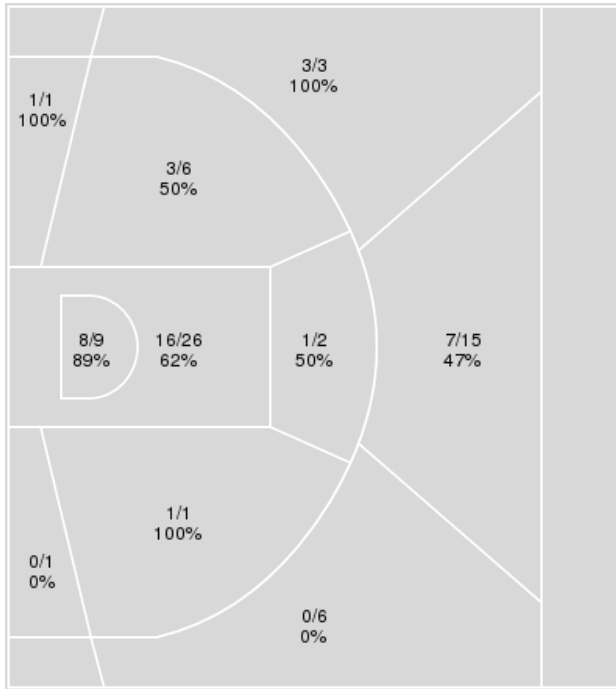


Officials: Kelly Self, Larry Spaulding, Randal Anders

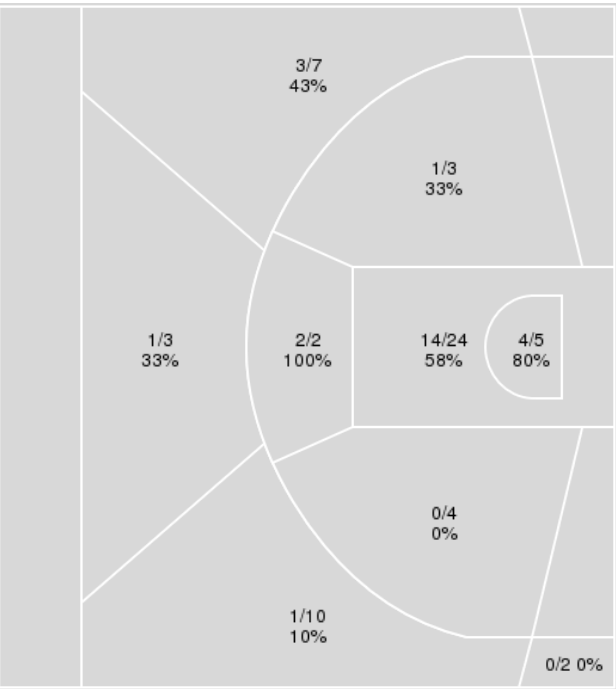
{ Players => 0, 1, 2, 3, 4, 5, 11, 13, 15, 20, 21, 23, 32, 33, 34; } FG
 Types => All; Results => All;

{ Players => 0, 1, 2, 3, 4, 5, 10, 11, 12, 13, 15, 20, 21, 23, 24, 25, 40; }
 FG Types => All; Results => All;

UTEP



Science & Arts Okla.



UTEP	M/A	%
Field Goals	40/70	57
2 Points	30/46	65
3 Points	10/24	42
Free Throws	33/44	75

Science & Arts Okla.	M/A	%
Field Goals	26/60	43
2 Points	21/38	55
3 Points	5/22	23
Free Throws	15/21	71



Science & Arts Okla. at UTEP

11/09/23 Don Haskins Center, El Paso, Texas
2023-24 Men's Basketball

Game Time: 7:00 PM
Game Duration: 1:58
Attendance: 3,514

Officials: Kelly Self, Larry Spaulding, Randal Anders

Science & Arts Okla.

No	Name	Mins		Score		Points Diff		Points per Min		Assists		Rebounds		Steals		Turnovers	
		On	Off	On	Off	On	Off	On	Off	On	Off	On	Off	On	Off	On	Off
0	Jayden Patcha	24:48	15:12	42 - 82	30 - 41	-40	-11	1.69	1.97	4	7	16	15	3	1	13	11
1	Reggie Quezada	22:02	17:58	42 - 65	30 - 58	-23	-28	1.91	1.67	6	5	19	12	0	4	13	11
2	Anthony Ray	17:52	22:08	21 - 57	51 - 66	-36	-15	1.18	2.30	4	7	10	21	2	2	11	13
3	Ryein Kennedy	03:36	36:24	10 - 18	62 - 105	-8	-43	2.78	1.70	3	8	4	27	0	4	3	21
4	Manny Gatkek	09:29	30:31	15 - 22	57 - 101	-7	-44	1.58	1.87	2	9	7	24	1	3	4	20
5	Tyler Cauley	12:12	27:48	32 - 37	40 - 86	-5	-46	2.62	1.44	5	6	16	15	1	3	10	14
10	Logan Dolan	07:59	32:01	21 - 26	51 - 97	-5	-46	2.63	1.59	3	8	8	23	1	3	5	19
11	Niieihii BlackBear	09:40	30:20	18 - 37	54 - 86	-19	-32	1.86	1.78	1	10	6	25	1	3	5	19
12	Jayden Harrell	18:06	21:54	26 - 68	46 - 55	-42	-9	1.44	2.10	4	7	11	20	1	3	11	13
13	Cejay Mann	16:06	23:54	26 - 52	46 - 71	-26	-25	1.61	1.92	6	5	10	21	3	1	8	16
15	Cade Allen	07:49	32:11	13 - 27	59 - 96	-14	-37	1.66	1.83	4	7	7	24	1	3	3	21
20	Tre Edwards	18:18	21:42	36 - 37	36 - 86	-1	-50	1.97	1.66	4	7	16	15	3	1	10	14
23	Rory Pantophlet	17:54	22:06	31 - 50	41 - 73	-19	-32	1.73	1.86	6	5	14	17	1	3	13	11
25	Jaden Causwell	14:09	25:51	27 - 37	45 - 86	-10	-41	1.91	1.74	3	8	11	20	2	2	11	13

UTEP

No	Name	Mins		Score		Points Diff		Points per Min		Assists		Rebounds		Steals		Turnovers	
		On	Off	On	Off	On	Off	On	Off	On	Off	On	Off	On	Off	On	Off
0	Zid Powell	15:15	24:45	42 - 28	81 - 44	14	37	2.75	3.27	7	19	15	26	6	12	2	7
1	Jon Dos Anjos	10:56	29:04	22 - 26	101 - 46	-4	55	2.01	3.47	4	22	11	30	4	14	3	6
2	Tae Hardy	20:05	19:55	60 - 27	63 - 45	33	18	2.99	3.16	12	14	22	19	10	8	5	4
4	Corey Camper Jr.	17:47	22:13	56 - 32	67 - 40	24	27	3.15	3.02	12	14	20	21	7	11	3	6
5	David Terrell Jr.	23:51	16:09	76 - 40	47 - 32	36	15	3.19	2.91	18	8	26	15	12	6	6	3
11	Trey Horton	18:46	21:14	58 - 44	65 - 28	14	37	3.09	3.06	13	13	18	23	6	12	4	5
13	Calvin Solomon	14:58	25:02	49 - 23	74 - 49	26	25	3.27	2.96	9	17	15	26	8	10	3	6
21	Sebastian Cole	12:11	27:49	48 - 25	75 - 47	23	28	3.94	2.70	10	16	10	31	5	13	2	7
23	Otis Frazier III	17:59	22:01	56 - 30	67 - 42	26	25	3.11	3.04	10	16	17	24	12	6	5	4
32	Derick Hamilton	12:40	27:20	44 - 26	79 - 46	18	33	3.47	2.89	7	19	11	30	7	11	5	4
33	Elijah Jones	14:38	25:22	40 - 22	83 - 50	18	33	2.73	3.27	13	13	16	25	8	10	4	5
34	Kevin Kalu	20:54	19:06	64 - 37	59 - 35	27	24	3.06	3.09	15	11	24	17	5	13	3	6

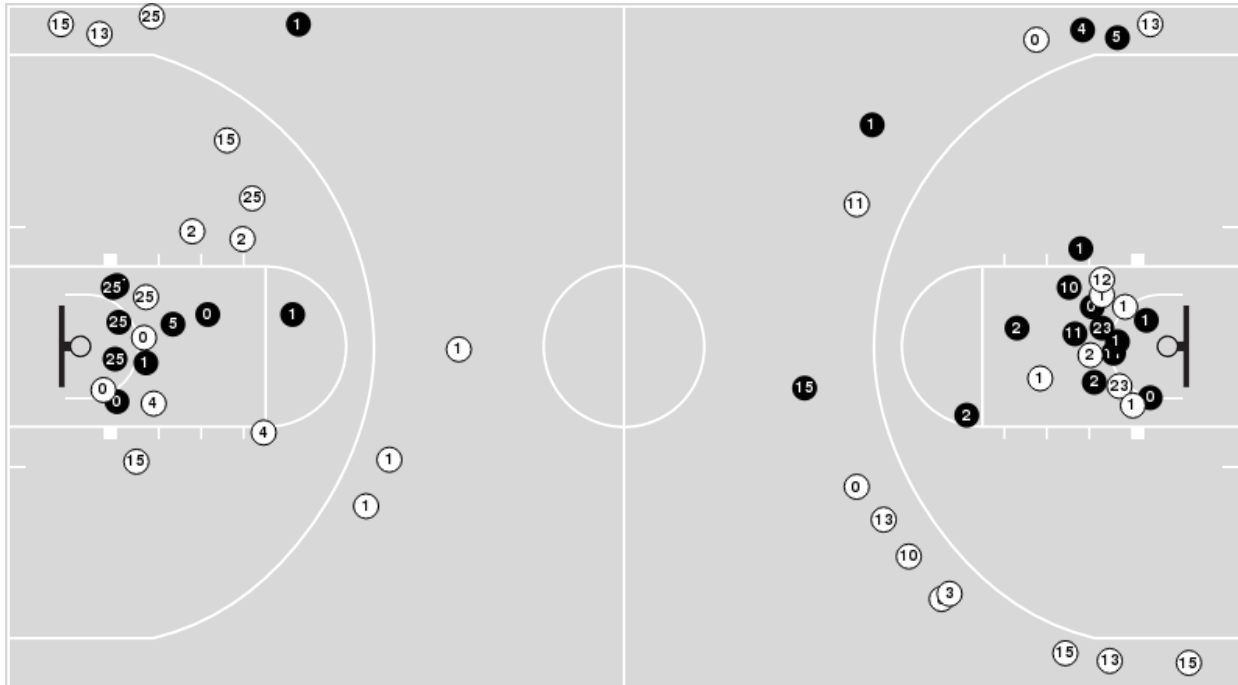


Officials: Kelly Self, Larry Spaulding, Randal Anders

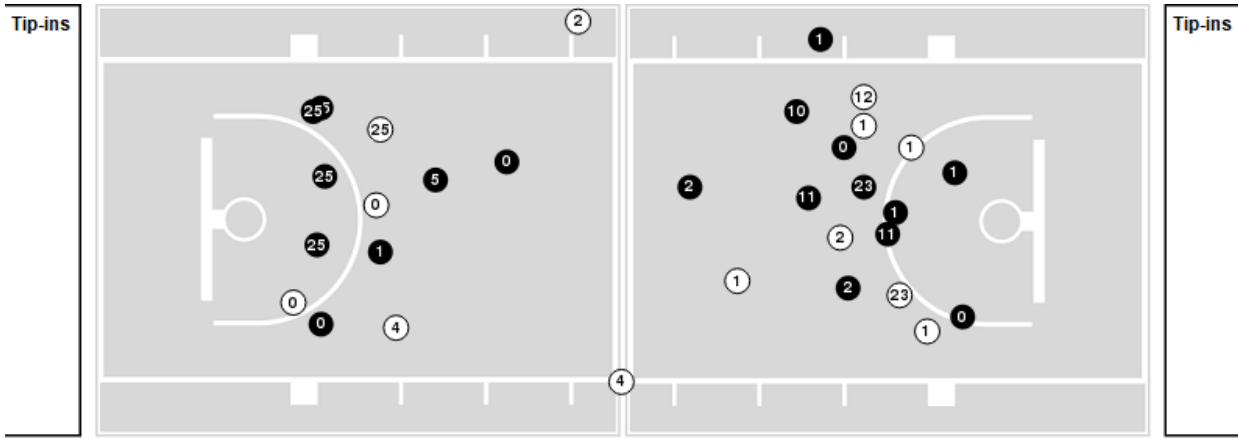
Players => 0, 1, 2, 3, 4, 5, 10, 11, 12, 13, 15, 20, 21, 23, 24, 25, 40FG Types=>AllResults=>All

Science & Arts Okla.

All Field Goals



Blow Up Chart



N Made **(N)** Missed N - Player Number

Science & Arts Okla.	M/A	%
Field Goals	26/60	43
2 Points	21/38	55
3 Points	5/22	23
Free Throws	15/21	71

Science & Arts Okla.	M/A	%
Points in the Paint	36 (18 / 29)	62
Fast Break Points	15 (8/9)	89
Second Chance Points	16 (8/10)	80
Effective FG%	48	

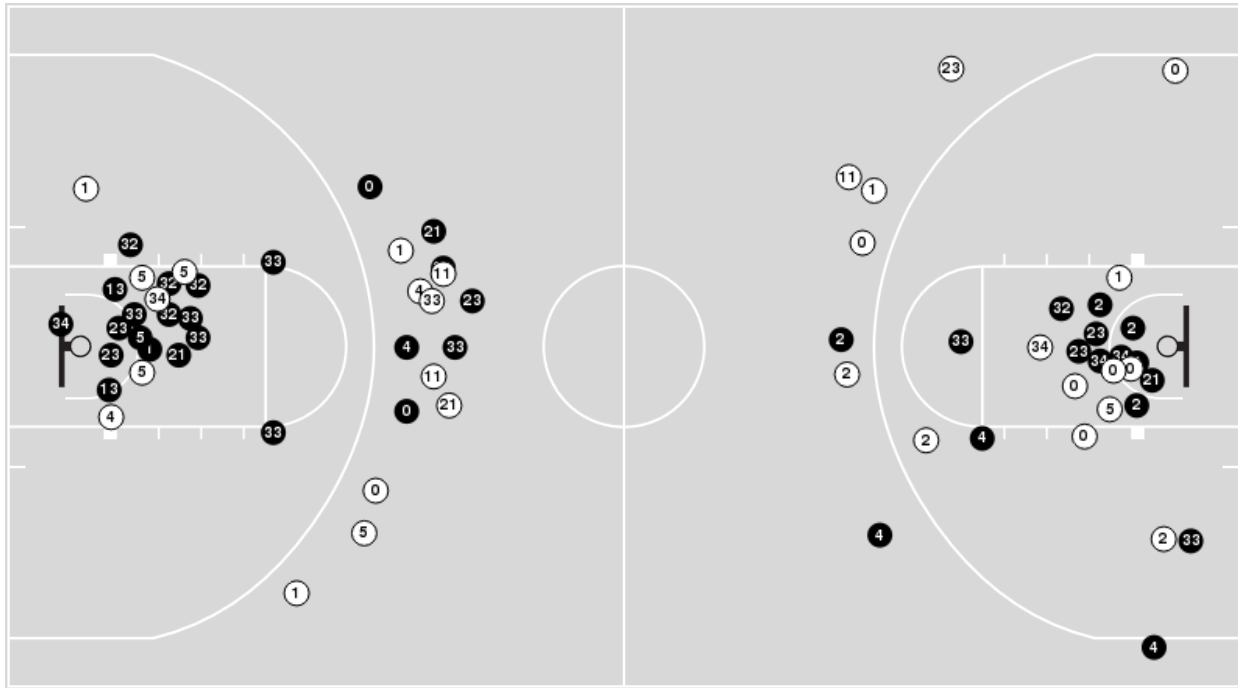


Officials: Kelly Self, Larry Spaulding, Randal Anders

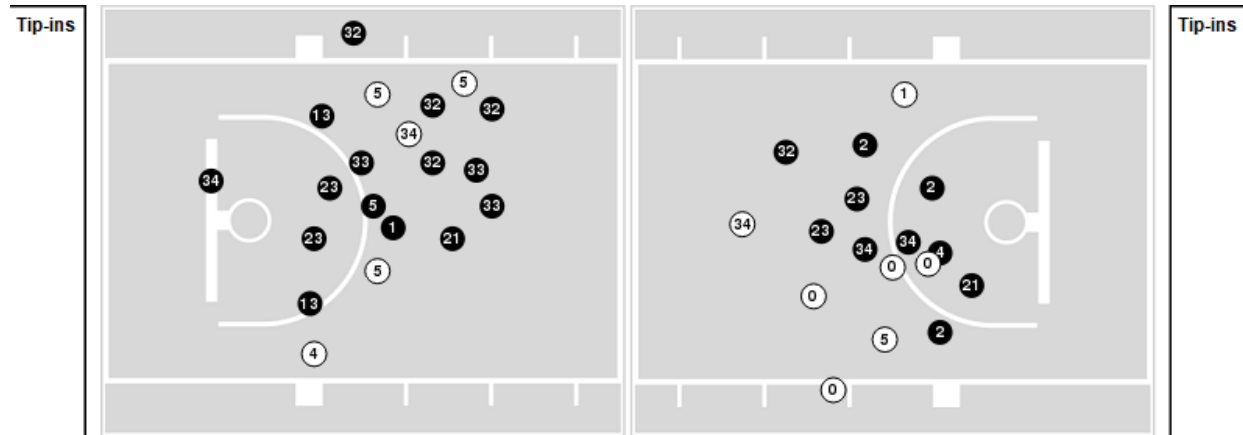
Players => 0, 1, 2, 3, 4, 5, 11, 13, 15, 20, 21, 23, 32, 33, 34 FG Types=>All Results=>All

UTEP

All Field Goals



Blow Up Chart



● Made ○ Missed N - Player Number

UTEP	M/A	%
Field Goals	40/70	57
2 Points	30/46	65
3 Points	10/24	42
Free Throws	33/44	75

UTEP	M/A	%
Points in the Paint	48 (24 / 35)	69
Fast Break Points	47 (31/36)	86
Second Chance Points	18 (12/17)	71
Effective FG%	64	



Officials: Kelly Self, Larry Spaulding, Randal Anders

Science & Arts Okla.

Lineup	Quarter On	Time On	Quarter Off	Time Off	Time on Court	Score	Score Diff	Reb	Stl	Tov	Ass	PPP
1- Quezada R/ 2- Ray A/ 4- Gatkek M/ 12- Harrell J/ 23- Pantophlet R/	1	20:00	1	18:22	01:38	0-4	-4	1	0	1	0	0.0000
0- Patcha J/ 1- Quezada R/ 2- Ray A/ 4- Gatkek M/ 12- Harrell J/	1	18:22	1	17:05	01:17	0-4	-4	1	0	0	0	0.0000
0- Patcha J/ 2- Ray A/ 12- Harrell J/ 23- Pantophlet R/ 25- Causwell J/	1	17:05	1	16:19	00:46	0-5	-5	0	0	2	0	0.0000
1- Quezada R/ 2- Ray A/ 20- Edwards T/ 23- Pantophlet R/ 25- Causwell J/	1	16:19	1	16:05	00:14	0-0	0	0	0	0	0	0.0000
1- Quezada R/ 13- Mann C/ 20- Edwards T/ 23- Pantophlet R/ 25- Causwell J/	1	16:05	1	15:11	00:54	0-3	-3	0	0	1	0	0.0000
2- Ray A/ 13- Mann C/ 20- Edwards T/ 23- Pantophlet R/ 25- Causwell J/	1	15:11	1	13:15	01:56	2-3	-1	2	1	3	1	0.4000
2- Ray A/ 4- Gatkek M/ 13- Mann C/ 20- Edwards T/ 25- Causwell J/	1	13:15	1	12:55	00:20	0-1	-1	0	0	0	0	0.0000
0- Patcha J/ 1- Quezada R/ 4- Gatkek M/ 13- Mann C/ 20- Edwards T/	1	12:55	1	12:19	00:36	2-1	1	1	0	0	1	2.0000
0- Patcha J/ 4- Gatkek M/ 13- Mann C/ 15- Allen C/ 20- Edwards T/	1	12:19	1	11:57	00:22	1-0	1	0	0	0	0	1.1364
0- Patcha J/ 13- Mann C/ 15- Allen C/ 20- Edwards T/ 25- Causwell J/	1	11:57	1	10:04	01:53	2-3	-1	1	1	0	0	0.6667
0- Patcha J/ 12- Harrell J/ 13- Mann C/ 15- Allen C/ 23- Pantophlet R/	1	10:04	1	08:17	01:47	2-7	-5	1	0	1	1	0.6667
2- Ray A/ 5- Cauley T/ 15- Allen C/ 20- Edwards T/ 23- Pantophlet R/	1	08:17	1	07:14	01:03	0-2	-2	1	0	0	0	0.0000
1- Quezada R/ 5- Cauley T/ 20- Edwards T/ 23- Pantophlet R/ 25- Causwell J/	1	07:14	1	03:21	03:53	14-8	6	6	0	2	2	1.5982
0- Patcha J/ 1- Quezada R/ 20- Edwards T/ 23- Pantophlet R/ 25- Causwell J/	1	03:21	2	20:00	03:21	7-11	-4	2	0	2	0	1.0542
1- Quezada R/ 2- Ray A/ 4- Gatkek M/ 12- Harrell J/ 23- Pantophlet R/	2	20:00	2	19:06	00:54	4-3	1	0	0	0	1	1.3889
0- Patcha J/ 1- Quezada R/ 2- Ray A/ 12- Harrell J/ 23- Pantophlet R/	2	19:06	2	17:38	01:28	2-4	-2	1	0	1	1	0.6667
0- Patcha J/ 1- Quezada R/ 2- Ray A/ 4- Gatkek M/ 12- Harrell J/	2	17:38	2	17:02	00:36	0-4	-4	1	0	1	0	0.0000
0- Patcha J/ 1- Quezada R/ 2- Ray A/ 11- BlackBear N/ 12- Harrell J/	2	17:02	2	15:56	01:06	4-6	-2	1	0	0	1	2.0000
1- Quezada R/ 2- Ray A/ 5- Cauley T/ 11- BlackBear N/ 12- Harrell J/	2	15:56	2	14:56	01:00	0-2	-2	1	0	2	0	0.0000
0- Patcha J/ 1- Quezada R/ 5- Cauley T/ 11- BlackBear N/ 12- Harrell J/	2	14:56	2	13:49	01:07	2-4	-2	2	0	1	0	1.0000
0- Patcha J/ 4- Gatkek M/ 5- Cauley T/ 10- Dolan L/ 20- Edwards T/	2	13:49	2	12:16	01:33	6-3	3	2	1	2	0	1.3889
0- Patcha J/ 1- Quezada R/ 4- Gatkek M/ 10- Dolan L/ 20- Edwards T/	2	12:16	2	10:03	02:13	2-2	0	1	0	0	0	0.6667
0- Patcha J/ 1- Quezada R/ 10- Dolan L/ 11- BlackBear N/ 12- Harrell J/	2	10:03	2	09:10	00:53	3-6	-3	1	0	1	0	0.8721
0- Patcha J/ 2- Ray A/ 11- BlackBear N/ 12- Harrell J/ 25- Causwell J/	2	09:10	2	08:18	00:52	2-3	-1	0	0	1	0	1.0000
0- Patcha J/ 2- Ray A/ 11- BlackBear N/ 12- Harrell J/ 13- Mann C/	2	08:18	2	03:36	04:42	7-16	-9	1	1	0	0	0.8413
0- Patcha J/ 1- Quezada R/ 3- Kennedy R/ 5- Cauley T/ 13- Mann C/	2	03:36	2	03:20	00:16	0-3	-3	0	0	1	0	0.0000
1- Quezada R/ 3- Kennedy R/ 5- Cauley T/ 10- Dolan L/ 13- Mann C/	2	03:20	2	02:44	00:36	2-0	2	0	0	0	0	2.0000
3- Kennedy R/ 5- Cauley T/ 10- Dolan L/ 13- Mann C/ 15- Allen C/	2	02:44	2	00:00	02:44	8-15	-7	4	0	2	3	1.3333



Officials: Kelly Self, Larry Spaulding, Randal Anders

UTEP

Lineup	Quarter On	Time On	Quarter Off	Time Off	Time on Court	Score	Score Diff	Reb	Stl	Tov	Ass	PPP
0- Powell Z/ 2- Hardy T/ 4- Camper Jr. C/ 13- Solomon C/ 34- Kalu K/	1	20:00	1	17:05	02:55	8-0	8	5	1	0	1	1.5038
2- Hardy T/ 5- Terrell Jr. D/ 13- Solomon C/ 23- Frazier III O/ 33- Jones E/	1	17:05	1	16:19	00:46	5-0	5	0	2	0	1	2.0492
2- Hardy T/ 5- Terrell Jr. D/ 23- Frazier III O/ 32- Hamilton D/ 33- Jones E/	1	16:19	1	15:24	00:55	2-0	2	2	1	1	1	1.0000
4- Camper Jr. C/ 5- Terrell Jr. D/ 23- Frazier III O/ 32- Hamilton D/ 33- Jones E/	1	15:24	1	13:54	01:30	4-2	2	1	1	1	1	1.0309
0- Powell Z/ 1- Dos Anjos J/ 2- Hardy T/ 11- Horton T/ 13- Solomon C/	1	13:54	1	11:26	02:28	5-3	2	2	1	1	1	1.2887
0- Powell Z/ 2- Hardy T/ 23- Frazier III O/ 33- Jones E/ 34- Kalu K/	1	11:26	1	11:20	00:06	0-0	0	0	0	0	0	0.0000
2- Hardy T/ 5- Terrell Jr. D/ 23- Frazier III O/ 33- Jones E/ 34- Kalu K/	1	11:20	1	09:32	01:48	0-4	-4	2	0	1	0	0.0000
2- Hardy T/ 4- Camper Jr. C/ 5- Terrell Jr. D/ 23- Frazier III O/ 34- Kalu K/	1	09:32	1	07:14	02:18	9-0	9	3	1	0	2	1.8000
1- Dos Anjos J/ 4- Camper Jr. C/ 5- Terrell Jr. D/ 11- Horton T/ 34- Kalu K/	1	07:14	1	06:36	00:38	2-2	0	0	1	0	1	2.0000
0- Powell Z/ 1- Dos Anjos J/ 4- Camper Jr. C/ 11- Horton T/ 34- Kalu K/	1	06:36	1	04:45	01:51	3-9	-6	0	0	0	0	0.7732
0- Powell Z/ 2- Hardy T/ 4- Camper Jr. C/ 13- Solomon C/ 33- Jones E/	1	04:45	1	03:41	01:04	2-3	-1	1	1	0	1	1.0000
0- Powell Z/ 2- Hardy T/ 13- Solomon C/ 23- Frazier III O/ 33- Jones E/	1	03:41	1	03:01	00:40	1-1	0	2	0	0	0	0.5319
2- Hardy T/ 13- Solomon C/ 21- Cole S/ 23- Frazier III O/ 33- Jones E/	1	03:01	1	02:33	00:28	0-2	-2	0	0	0	0	0.0000
2- Hardy T/ 13- Solomon C/ 21- Cole S/ 23- Frazier III O/ 32- Hamilton D/	1	02:33	2	20:00	02:33	11-4	7	2	2	1	2	1.8456
0- Powell Z/ 2- Hardy T/ 4- Camper Jr. C/ 13- Solomon C/ 34- Kalu K/	2	20:00	2	15:56	04:04	17-10	7	3	1	1	3	1.8478
0- Powell Z/ 1- Dos Anjos J/ 5- Terrell Jr. D/ 23- Frazier III O/ 33- Jones E/	2	15:56	2	14:56	01:00	2-0	2	1	2	0	1	1.3889
0- Powell Z/ 1- Dos Anjos J/ 5- Terrell Jr. D/ 23- Frazier III O/ 32- Hamilton D/	2	14:56	2	13:49	01:07	4-2	2	1	0	0	0	2.0000
1- Dos Anjos J/ 5- Terrell Jr. D/ 11- Horton T/ 23- Frazier III O/ 32- Hamilton D/	2	13:49	2	12:37	01:12	0-5	-5	1	0	1	0	0.0000
1- Dos Anjos J/ 4- Camper Jr. C/ 5- Terrell Jr. D/ 11- Horton T/ 32- Hamilton D/	2	12:37	2	10:50	01:47	5-3	2	2	0	1	1	1.1261
1- Dos Anjos J/ 4- Camper Jr. C/ 5- Terrell Jr. D/ 11- Horton T/ 34- Kalu K/	2	10:50	2	09:57	00:53	1-2	-1	4	0	0	0	1.1364
4- Camper Jr. C/ 5- Terrell Jr. D/ 11- Horton T/ 33- Jones E/ 34- Kalu K/	2	09:57	2	09:10	00:47	5-1	4	1	1	0	2	1.6667
5- Terrell Jr. D/ 11- Horton T/ 21- Cole S/ 33- Jones E/ 34- Kalu K/	2	09:10	2	03:36	05:34	19-9	10	6	0	1	6	1.8199
5- Terrell Jr. D/ 11- Horton T/ 21- Cole S/ 23- Frazier III O/ 32- Hamilton D/	2	03:36	2	00:00	03:36	18-10	8	2	3	0	2	2.0362



Officials: Kelly Self, Larry Spaulding, Randal Anders

Science & Arts Okla.

Lineup	Time	Score	Score Diff	Pts/Min	Reb	Stl	Tov	Ass	PPP
0- Patcha J/ 2- Ray A/ 11- BlackBear N/ 12- Harrell J/ 13- Mann C/	04:42	7-16	-9	1.4894	1	1	0	0	0.8413
1- Quezada R/ 5- Cauley T/ 20- Edwards T/ 23- Pantophlet R/ 25- Causwell J/	03:53	14-8	6	3.6052	6	0	2	2	1.5982
0- Patcha J/ 1- Quezada R/ 20- Edwards T/ 23- Pantophlet R/ 25- Causwell J/	03:21	7-11	-4	2.0896	2	0	2	0	1.0542
3- Kennedy R/ 5- Cauley T/ 10- Dolan L/ 13- Mann C/ 15- Allen C/	02:44	8-15	-7	2.9268	4	0	2	3	1.3333
1- Quezada R/ 2- Ray A/ 4- Gatkek M/ 12- Harrell J/ 23- Pantophlet R/	02:32	4-7	-3	1.5789	1	0	1	1	0.8197
0- Patcha J/ 1- Quezada R/ 4- Gatkek M/ 10- Dolan L/ 20- Edwards T/	02:13	2-2	0	0.9023	1	0	0	0	0.6667
2- Ray A/ 13- Mann C/ 20- Edwards T/ 23- Pantophlet R/ 25- Causwell J/	01:56	2-3	-1	1.0345	2	1	3	1	0.4000
0- Patcha J/ 1- Quezada R/ 2- Ray A/ 4- Gatkek M/ 12- Harrell J/	01:53	0-8	-8	0.0000	2	0	1	0	0.0000
0- Patcha J/ 13- Mann C/ 15- Allen C/ 20- Edwards T/ 25- Causwell J/	01:53	2-3	-1	1.0619	1	1	0	0	0.6667
0- Patcha J/ 12- Harrell J/ 13- Mann C/ 15- Allen C/ 23- Pantophlet R/	01:47	2-7	-5	1.1215	1	0	1	1	0.6667
0- Patcha J/ 4- Gatkek M/ 5- Cauley T/ 10- Dolan L/ 20- Edwards T/	01:33	6-3	3	3.8710	2	1	2	0	1.3889
0- Patcha J/ 1- Quezada R/ 2- Ray A/ 12- Harrell J/ 23- Pantophlet R/	01:28	2-4	-2	1.3636	1	0	1	1	0.6667
0- Patcha J/ 1- Quezada R/ 5- Cauley T/ 11- BlackBear N/ 12- Harrell J/	01:07	2-4	-2	1.7910	2	0	1	0	1.0000
0- Patcha J/ 1- Quezada R/ 2- Ray A/ 11- BlackBear N/ 12- Harrell J/	01:06	4-6	-2	3.6364	1	0	0	1	2.0000
2- Ray A/ 5- Cauley T/ 15- Allen C/ 20- Edwards T/ 23- Pantophlet R/	01:03	0-2	-2	0.0000	1	0	0	0	0.0000
1- Quezada R/ 2- Ray A/ 5- Cauley T/ 11- BlackBear N/ 12- Harrell J/	01:00	0-2	-2	0.0000	1	0	2	0	0.0000
1- Quezada R/ 13- Mann C/ 20- Edwards T/ 23- Pantophlet R/ 25- Causwell J/	00:54	0-3	-3	0.0000	0	0	1	0	0.0000
0- Patcha J/ 1- Quezada R/ 10- Dolan L/ 11- BlackBear N/ 12- Harrell J/	00:53	3-6	-3	3.3962	1	0	1	0	0.8721
0- Patcha J/ 2- Ray A/ 11- BlackBear N/ 12- Harrell J/ 25- Causwell J/	00:52	2-3	-1	2.3077	0	0	1	0	1.0000
0- Patcha J/ 2- Ray A/ 12- Harrell J/ 23- Pantophlet R/ 25- Causwell J/	00:46	0-5	-5	0.0000	0	0	2	0	0.0000
0- Patcha J/ 1- Quezada R/ 4- Gatkek M/ 13- Mann C/ 20- Edwards T/	00:36	2-1	1	3.3333	1	0	0	1	2.0000
1- Quezada R/ 3- Kennedy R/ 5- Cauley T/ 10- Dolan L/ 13- Mann C/	00:36	2-0	2	3.3333	0	0	0	0	2.0000
0- Patcha J/ 4- Gatkek M/ 13- Mann C/ 15- Allen C/ 20- Edwards T/	00:22	1-0	1	2.7273	0	0	0	0	1.1364
2- Ray A/ 4- Gatkek M/ 13- Mann C/ 20- Edwards T/ 25- Causwell J/	00:20	0-1	-1	0.0000	0	0	0	0	0.0000
0- Patcha J/ 1- Quezada R/ 3- Kennedy R/ 5- Cauley T/ 13- Mann C/	00:16	0-3	-3	0.0000	0	0	1	0	0.0000
1- Quezada R/ 2- Ray A/ 20- Edwards T/ 23- Pantophlet R/ 25- Causwell J/	00:14	0-0	0	0.0000	0	0	0	0	0.0000



Officials: Kelly Self, Larry Spaulding, Randal Anders

UTEP

Lineup	Time	Score	Score Diff	Pts/Min	Reb	Stl	Tov	Ass	PPP
0- Powell Z/ 2- Hardy T/ 4- Camper Jr. C/ 13- Solomon C/ 34- Kalu K/	06:59	25-10	15	3.5800	8	2	1	4	1.7218
5- Terrell Jr. D/ 11- Horton T/ 21- Cole S/ 33- Jones E/ 34- Kalu K/	05:34	19-9	10	3.4132	6	0	1	6	1.8199
5- Terrell Jr. D/ 11- Horton T/ 21- Cole S/ 23- Frazier III O/ 32- Hamilton D/	03:36	18-10	8	5.0000	2	3	0	2	2.0362
2- Hardy T/ 13- Solomon C/ 21- Cole S/ 23- Frazier III O/ 32- Hamilton D/	02:33	11-4	7	4.3137	2	2	1	2	1.8456
0- Powell Z/ 1- Dos Anjos J/ 2- Hardy T/ 11- Horton T/ 13- Solomon C/	02:28	5-3	2	2.0270	2	1	1	1	1.2887
2- Hardy T/ 4- Camper Jr. C/ 5- Terrell Jr. D/ 23- Frazier III O/ 34- Kalu K/	02:18	9-0	9	3.9130	3	1	0	2	1.8000
0- Powell Z/ 1- Dos Anjos J/ 4- Camper Jr. C/ 11- Horton T/ 34- Kalu K/	01:51	3-9	-6	1.6216	0	0	0	0	0.7732
2- Hardy T/ 5- Terrell Jr. D/ 23- Frazier III O/ 33- Jones E/ 34- Kalu K/	01:48	0-4	-4	0.0000	2	0	1	0	0.0000
1- Dos Anjos J/ 4- Camper Jr. C/ 5- Terrell Jr. D/ 11- Horton T/ 32- Hamilton D/	01:47	5-3	2	2.8037	2	0	1	1	1.1261
1- Dos Anjos J/ 4- Camper Jr. C/ 5- Terrell Jr. D/ 11- Horton T/ 34- Kalu K/	01:31	3-4	-1	1.9780	4	1	0	1	1.5957
4- Camper Jr. C/ 5- Terrell Jr. D/ 23- Frazier III O/ 32- Hamilton D/ 33- Jones E/	01:30	4-2	2	2.6667	1	1	1	1	1.0309
1- Dos Anjos J/ 5- Terrell Jr. D/ 11- Horton T/ 23- Frazier III O/ 32- Hamilton D/	01:12	0-5	-5	0.0000	1	0	1	0	0.0000
0- Powell Z/ 1- Dos Anjos J/ 5- Terrell Jr. D/ 23- Frazier III O/ 32- Hamilton D/	01:07	4-2	2	3.5821	1	0	0	0	2.0000
0- Powell Z/ 2- Hardy T/ 4- Camper Jr. C/ 13- Solomon C/ 33- Jones E/	01:04	2-3	-1	1.8750	1	1	0	1	1.0000
0- Powell Z/ 1- Dos Anjos J/ 5- Terrell Jr. D/ 23- Frazier III O/ 33- Jones E/	01:00	2-0	2	2.0000	1	2	0	1	1.3889
2- Hardy T/ 5- Terrell Jr. D/ 23- Frazier III O/ 32- Hamilton D/ 33- Jones E/	00:55	2-0	2	2.1818	2	1	1	1	1.0000
4- Camper Jr. C/ 5- Terrell Jr. D/ 11- Horton T/ 33- Jones E/ 34- Kalu K/	00:47	5-1	4	6.3830	1	1	0	2	1.6667
2- Hardy T/ 5- Terrell Jr. D/ 13- Solomon C/ 23- Frazier III O/ 33- Jones E/	00:46	5-0	5	6.5217	0	2	0	1	2.0492
0- Powell Z/ 2- Hardy T/ 13- Solomon C/ 23- Frazier III O/ 33- Jones E/	00:40	1-1	0	1.5000	2	0	0	0	0.5319
2- Hardy T/ 13- Solomon C/ 21- Cole S/ 23- Frazier III O/ 33- Jones E/	00:28	0-2	-2	0.0000	0	0	0	0	0.0000
0- Powell Z/ 2- Hardy T/ 23- Frazier III O/ 33- Jones E/ 34- Kalu K/	00:06	0-0	0	0.0000	0	0	0	0	0.0000