



UTEP MINERS FOOTBALL '23

UTEP vs. no. 22 Liberty | 1:30 p.m. MT | Saturday, Nov. 25 | Sun Bowl Stadium (45,971) | El Paso, Texas

GAME 12 vs. #22 Liberty



UTEP Miners (3-8, 2-5 Conference USA)

Head Coach: Dana Dimel (Kansas State, 1986)

Career Record: 51-86 (12th season)

Record at UTEP: 20-48 (6th season)

Home: 1-4 | Road: 2-4 | Neutral: 0-0 | Streak: L2



Liberty Flames (11-0, 7-0 Conference USA)

Head Coach: Jamey Chadwell (East Tennessee State, 2000)

Career Record: 110-57 (14th season)

Record at LU: 11-0 (1st season)

Home: 7-0 | Road: 4-0 | Neutral: 0-0 | Streak: W11

TUNE IN

STREAM: CBSSN



Alex Del Barrio (PxP)
Taylor McHargue (Analyst)
Brandon Baylor (Sideline)

RADIO: 95.5 KLAQ



Jon Teicher (PxP)
Cole Freytag (Analyst)
Mando Medina (Sideline)

COACHING STAFF

Dana Dimel, Head Coach
Scotty Ohara, Off. Coord./WRs/QBs*
Bradley Dale Peveto, Def. Coord./LBs
Aaron Price, Special Teams Coord.
Matt Wallerstedt, Assoc. HC/DL
Barrick Nealy, Asst. HC/Running Backs
Dante Barnett, Secondary/Safeties
Josh Brown, Def. Pass Game Coord.*
Drew Liddle, Tight Ends/Fullbacks
Mike Simmonds, Offensive Line
James Bain, OL/Sp. Teams Asst.
** Indicates in the booth*

TABLE OF CONTENTS

Media Information	2
Rosters	3-4
Depth Chart	5
Game Notes	6-9
Head Coach Dana Dimel	11-12
2023 Statistics	13-16
2023 Start Chart	17
Game-by-Game Stats	18-19
Single-Game Career Highs	20-21
2023 Game Recaps	22-27

THE VENUE

Stadium: Sun Bowl Stadium
Capacity: 45,971
Surface: FieldTurf FTHD-57 With Coolplay

ATHLETIC COMMUNICATIONS

Drew Bonney (Primary)

Assistant AD/Communications
O: 915.747.7447
C: 915.309.4478
Email: arbonney@utep.edu

Mark Brunner (Secondary)

Associate Director/Communications
Email: mbrunner@utep.edu

MINERS WELCOME UNDEFEATED #25 LIBERTY ON 'SENIOR DAY' SATURDAY

The 2023 season will conclude when UTEP takes on undefeated no. 25 Liberty on Saturday afternoon. The Miners and Flames are set for a 1:30 p.m. kickoff in Sun Bowl Stadium. The contest will be nationally televised on CBS Sports Network and can be heard on 95.5 FM KLAQ. Ten seniors will be honored prior to kick off.

» SENIORS TO BE HONORED

DE **Praise Amaewhule**, TE **Zach Fryar**, DT **Jagves Garnett**, QB **Gavin Hardison**, OL **Zuri Henry**, S **Trejon Hugue**, OL **Elijah Klein**, LB **Tyrice Knight**, OL **Andrew Meyer** and DT **Keenan Stewart**.

» KNIGHT TIME IN MURFREESBORO

LB **Tyrice Knight** recorded a career-high 3.5 TFLs while adding a sack, fumble recovery and forced fumble at MTSU.

» NATIONAL LEADER

LB **Tyrice Knight** is the national leader with 78 solo tackles and solo tackles per game (7.1).

» MOVIN' ON UP

RB **Deion Hankins** ranks seventh on UTEP's all-time rushing list with 2,586 yards (needs 30 yards to move to sixth).

» KELLY ON FIRE

WR **Kelly Akharaiyi** registered his 3rd straight 100-yard rec. game; has tallied 634 yards the last 5 games (126.8 avg.).

» CADE'S CAREER DAY AT MTSU

QB **Cade McConnell** set career highs in yards (364), completions (24), attempts (41); tied career best with 2 TD passes.

» BUZZ ON A STREAK

K **Buzz Flabiano** is 6-for-6 on his last six field goal attempts after making his only attempt at MTSU.

» SACK ATTACK

UTEP ranks third in C-USA with 25 sacks & sacks per game (2.3); DE **Maurice Westmoreland** leads C-USA with 6.5 sacks.

SERIES BREAKDOWN

SERIES INFORMATION

Overall:	First Meeting
in El Paso:	-
in Lynchburg:	-
Neutral:	-
Postseason:	-
Most UTEP Points:	-
Most LU Points:	-
Most Combined PTS:	-
Biggest UTEP Win:	-
Biggest LU Win:	-
First Meeting:	-
Last Meeting:	-
Streak:	-

C-USA STANDINGS

TEAM	C-USA	OVERALL
Liberty	7-0	11-0
NM State	6-1	9-3
Jax State	6-1	8-3
WKU	4-3	6-5
Middle Tennessee	3-4	4-7
UTEP	2-5	3-8
LA Tech	2-6	3-9
FIU	1-6	4-7
Sam Houston	1-6	2-9

2023 SCHEDULE & RESULTS



@Jax State*
Aug. 26
Jacksonville, Fla.
CBSSN
L, 14-17



UW
Sept. 2
El Paso, Texas
ESPN+
W, 28-14



@Northwestern
Sept. 9
Evanston, Ill.
Big Ten Network
L, 7-38



@Arizona
Sept. 16
Tucson, Ariz.
Pac 12 Network
L, 10-31



UNLV
Sept. 23
El Paso, Texas
ESPN+
L, 28-45



LA Tech*
Sept. 29
El Paso, Texas
CBSSN
L, 10-24



@FIU*
Oct. 11
Miami, Fla.
ESPN2
W, 27-14



NM State*
Oct. 18
El Paso, Texas
ESPN2
L, 7-28



@Sam Houston*
Oct. 25
Huntsville, Texas
ESPN2
W, 37-34



WKU*
Nov. 4
El Paso, Texas
ESPN+
L, 13-21



@ MT*
Nov. 18
Murfreesboro, Tenn.
ESPN+
L, 30-34



#22 Liberty*
Nov. 25
El Paso, Texas
CBSSN
1:30 PM MT

UTEP FOOTBALL WEEKLY SCHEDULE

20 MON	21 TUES	22 WED	23 THURS	24 FRI	25 SAT	26 SUN
<p>Practice (Glory Field) 9:25-10:50 a.m. (Only players available at the LKD following practice)</p> <p>Coach Dimel Press Conference 2:30 p.m. MT LKD Hall of Champions</p>	<p>Practice (Glory Field) 9-11 a.m. (Players & coach available following practice)</p>	<p>Practice (Glory Field) 9-11 a.m. (Players & coach available following practice)</p>	<p>Happy Thanksgiving!! Gobble, Gobble</p> <p>Practice (Sun Bowl) 9-11 a.m. (Players & coach available following practice)</p>	No Availability	<p>GAME DAY UTEP vs. LU 1:30 PM MT Sun Bowl Stadium</p> <p>POSTGAME Coach Dimel and student-athletes will be available following the conclusion of the game.</p>	No Availability

MONDAY PRESS CONFERENCES

Head coach Dana Dimel will meet with the media at 2:30 p.m. MT every Monday prior to a game in the Hall of Champions at the Larry K. Durham Center. **Audio and a short transcription from the press conference will be emailed out to media on Monday afternoons.**

PRACTICE COVERAGE

In addition to Monday's press conference, UTEP student-athletes and coaches are available for interviews following practice on Tuesday, Wednesday and Thursday of game week. All interview requests must be directed to the UTEP Athletic Communications Office at least 24 hours in advance. **Please send all requests via email to arbonney@utep.edu.**

COACH/PLAYER AVAILABILITY

Members of the UTEP coaching staff are available during the designated days and times throughout the year. Select players are also available during the designated days and times.

SOCIAL MEDIA

UTEP fans can access the most in-depth information regarding all the University's programs through social media opportunities available online.

Twitter – Members of the UTEP Athletic Communications department will be tweeting throughout the year with the latest news and in-game score updates. To follow them, simply find them on Twitter.

@UTEPFB – Direct reports from football practices, games and more.

MEDIA INFORMATION

COLLEGEPRESSBOX.COM

Collegepressbox is the official media website for Division I football. Access and download game notes, quotes, statistics, media guides, headshots, logos and more for all FBS schools, conferences, postseason games, awards and the College Football Playoff. For access, please register for an account at collegepressbox.com/register.

DAILY MEDIA AVAILABILITY

The following is a general weekly schedule of media availability for the UTEP football team. Members of the media are expected to adhere to these policies at all times. All interview requests should be made to UTEP Assistant Athletic Director/Communications Drew Bonney at least 24 hours in advance. All media availability times are subject to change. Please contact Drew Bonney for any changes in the schedule.

Monday: UTEP's weekly press conference starts with statements from head coach Dana Dimel beginning at approximately 2:30 p.m. MT every Wednesday in the month of October prior to a game.

Monday-Wednesday: Practice will be held from 9-11 a.m. Coaches and players are available following the conclusion of practice.

Saturday and Sunday: No availability.

Friday: Postgame availability only. Head coach Dana Dimel and select student-athletes will be available for interviews following the conclusion of the game. The UTEP locker room, home or away, is **CLOSED** to the media at all times.

For games in El Paso, all UTEP postgame press conferences will be held after each game following a 10-minute cooling off period. No in-person interviews will be allowed on the field with players and/or coaches immediately following games. Coach Dimel and select players will be available in the press conference following games.

CONFERENCE USA FOOTBALL COACHES' TRANSCRIPTS

Conference USA schools will submit transcripts of weekly press conferences each week to CollegePressBox.com.

INTERVIEW REQUESTS

All interview requests must be made at least 24 hours in advance and must be submitted to Drew Bonney at arbonney@utep.edu.

NUMERICAL ROSTER

NO.	PLAYER	POS	HT	WT	CL/EXP	HOMETOWN/H.S./PREVIOUS SCHOOL	NO.	PLAYER	POS	HT	WT	CL/EXP	HOMETOWN/H.S./PREVIOUS SCHOOL
0	Ballard, Jeremiah	WR	6-3	205	R-So./1L	Houston, Texas/Dobie HS	32	Heckaman, Kheagian	TE	6-1	220	R-Fr./TR	Hampshire, Texas/NM State
0	Westmoreland, Maurice	DE	6-2	235	Jr./1L	Houston, Texas/Kilgore College	33	McIver-Brown, Dresden	DT	6-0	259	R-So./0L	Selma, Texas/Veterans Memorial HS
1	Odums, AJ	CB	5-11	175	Jr./TR	Houston, Texas/New Mexico	34	Johnson, Xavier	RB	5-11	205	Fr./HS	El Paso, Texas/Hanks HS
1	Smith, Tyrin	WR	5-7	170	Sr./2L	Cibolo, Texas/Cisco College	34	Liggins, Kiante	LB	6-0	236	R-So./0L	El Paso, Texas/Andress HS
2	Hardison, Gavin	QB	6-3	215	R-Sr./3L	Hobbs, N.M./NMMI	35	Essih, Zachary	FB	5-8	213	R-Fr./RS	Arlington, Texas/Mansfield Timberview HS
2	Hylton, Kobe	S	6-0	205	Jr./1L	Snellville, Ga./Louisiana	35	Guerrero, Jaime	S	6-1	185	R-Fr./RS	El Paso, Texas/Eastlake HS
3	Hankins, Deion	RB	6-0	226	R-Jr./3L	El Paso, Texas/Parkland HS	36	Flabiano, Buzz	K/P	6-0	175	R-Fr./RS	Plano East, Texas/Plano East HS
3	Williams-Evans, Jaleal	S	6-1	200	So./TR	Berkeley, Calif./College of San Francisco	37	Tejada, Angelo	LS	5-11	222	Jr./3L	San Antonio, Texas/Converse Judson HS
4	Akharaiyi, Kelly	WR	6-1	194	R-Jr./1L	Irvine, Texas/Tyler JC	38	Oaxaca, Yamil	WR	6-0	185	Fr./TR	El Paso, Texas/UTPB
4	Wilson Jr., Jerome	LB	6-2	229	R-So./1L	Etiwanda, Calif./Etiwanda HS	39	Hancock, Josh	LS	5-9	185	R-So./0L	El Paso, Texas/Coastal Christian Homeschool
5	Burgess Jr., Torrance	RB	5-6	175	R-So./1L	Pearland, Texas/Dawson HS/Tyler JC	39	Shivers, Brandon	CB	6-1	192	R-Jr./TR	Scottsdale, Ariz./NM State
5	Neal, James	LB	6-0	223	R-Jr./RS	Paris, Texas/Paris HS/Tyler JC	40	Bibler, Chase	DL	6-4	260	Jr./TR	Fresno, Calif./Fresno City College
6	McNamara, Jake	QB	5-11	189	R-Fr./RS	Franklin, Tenn./Page HS	41	Mauro, Dylan	P	6-3	175	Fr./HS	Allen, Texas/Allen HS
6	Rudolph, Jalen	DT	6-0	266	R-Jr./3L	Baton Rouge, La./Junipero Serra HS	42	Hall, Jake	LB	6-2	230	Jr./TR	San Juan Capistrano, Calif./Orange Coast Coll.
7	Bellon, Marcus	WR	5-9	180	Jr./1L	Truckee, Calif./Santa Barbara CC	43	Lopez, Julian	TE	6-1	246	R-Jr./1L	El Paso, Texas/Chapin HS
7	Johnson, Kadarion	DL	6-1	300	Jr./TR	Houston, Texas/Kilgore College	43	Taueli, Osaisai	DE	6-1	234	R-So./1L	Mesa, Ariz./Mesa HS
8	Richardson, Torey	CB	6-0	183	R-Jr./1L	Tomball, Texas/Blinn JC	44	Madden, Dimitri	DL	6-3	287	Jr./TR	Lewisham, London, England/NMMI
8	White, Emari	WR	6-0	185	R-So./RS	Antelope, Calif./Center/Sierra College	46	Duff, Justin	LS	6-4	235	Jr./TR	San Pablo, Calif./Contra Costa College
9	Clarke, Jostein	WR	6-3	195	R-Jr./1L	Prosper, Texas/Tyler JC	48	Melucci, Julian	K	5-7	160	Fr./HS	El Paso, Texas/Eastlake HS
9	Moore, Trez	CB	6-1	192	Jr./1L	St. Louis, Mo./Iowa Western CC	50	Tafuna, Tevita	DT	6-1	277	R-Sr./2L	East Palo Alto, Calif./College of San Mateo
10	Hurley, Kevin	QB	6-3	233	R-Jr./0L	Walnut, Miss./NE Mississippi CC	53	Diaz, Valentino	DE	6-2	228	R-Fr./RS	Boca Raton, Fla./Boca Raton HS
10	Knight, Tyrice	LB	6-2	235	R-Sr./3L	Lakeland, Fla./Independence CC	53	Escobar, Ivan	OL	6-2	289	R-So./0L	El Paso, Texas/NM State
11	McConnell, Cade	QB	6-1	195	R-So./0L	Los Alamitos, Calif./Cerritos College	54	Hubbard, Steven	OL	6-3	314	R-Sr./2L	Houston, Texas/Kilgore College
11	Moore, Oscar	S	6-1	208	Jr./TR	Eaton, Texas/Kilgore College	54	Stewart, Keenan	DT	6-1	294	R-Sr./3L	Cedar Rapids, Iowa/Iowa Western CC
12	Gardere, Javoni	WR	6-0	195	R-So./TR	Dublin, Calif./Diablo Valley College	55	Pongia, Tangi/Tangi	OL	6-3	290	Jr./TR	San Diego, Calif./Cisco College
12	Hugue, Trejon	S	6-0	181	Sr./2L	Mansfield, Texas/Cisco College	56	Aranda, Luis Carlos	OL	6-1	295	R-Fr./0L	El Paso, Texas/Franklin HS
13	Hunter, Jayce	S	6-0	185	Jr./TR	Mission Viejo, Calif./Saddleback College	58	Toney, Jaquan	OL	6-4	301	Jr./TR	Huntsville, Ala./NE Mississippi CC
13	Sloan, Joshua	P	6-2	189	Jr./3L	Melbourne, Australia/ProKick Australia	59	Pitts III, Otis	OL	6-3	345	R-Jr./1L	Grand Prairie, Texas/Cisco College
14	Boyd-Matthews, Amier	CB	6-1	180	R-Fr./RS	Tempe, Ariz./Mountain Pointe HS	60	Immediato, Joseph	OL	6-4	338	R-So./1L	El Paso, Texas/Eastwood HS
14	Rodriguez, Zach	QB	6-3	195	R-So./0L	El Paso, Texas/El Paso HS	62	Duran, Jael	OL	6-2	275	R-Fr./RS	El Paso, Texas/El Paso HS
15	Spriggs, Dre	WR	6-2	180	R-So./TR	San Antonio, Texas/UTSA	63	Beltran, Rolando	OL	6-3	295	R-Fr./TR	El Paso, Texas/NMHU
15	Thompson, Bryton	DE	6-1	246	Sr./1L	Harker Heights, Texas/Blinn College	64	Luke, Sedrick	OL	6-2	309	R-Jr./RS	North Highlands, Calif./American River College
16	Mouser, Seth	QB	6-5	200	Fr./HS	Bastrop, Texas/Bastrop HS	65	Garnett, Jayves	DL	6-5	358	R-Sr./2L	Cedar Rapids, Iowa/Ellsworth CC
16	Williams, Tyler	S	6-0	195	R-So./1L	Santa Maria, Calif./St. Joseph HS	66	Mayers, Justin	OL	6-3	309	R-Jr./3L	Frisco, Texas/Reedy HS
17	Ezinwa, Judah	TE	6-3	240	So./TR	Fontana, Calif./Mt. SAC	68	Henry, Zuri	OL	6-6	293	R-Sr./4L	Dallas, Texas/Wylie HS
17	Phillips, Josh	LB	6-3	220	Jr./TR	Grenada, Miss./Mississippi Gulf Coast	69	Lightfoot, Joey	DL	6-4	300	Fr./HS	College Station, Texas/A&M Consolidated
18	Burris III, John	CB	6-0	176	R-So./0L	Mesquite, Texas/Mesquite Horn HS	70	Utley, Jake	OL	6-6	315	Fr./HS	College Station, Texas/College Station HS
18	Gonzales, Ryan	WR	5-8	169	So./0L	El Paso, Texas/Eastwood HS	71	Scalise, Nick	OL	6-6	308	Jr./TR	El Dorado Hills, Calif./Sierra College
19	Harris, Caden	WR	5-10	170	Fr./HS	Round Rock, Texas/Stony Point HS	72	McDuffie III, Tyrone D.	OL	6-4	300	Fr./HS	El Paso, Texas/Parkland HS
19	Robinson, Viontay	DE	6-1	250	Jr./TR	Waco, Texas/Navarro College	74	Henry, Azizi	OL	6-4	297	R-So./0L	Wylie, Texas/Wylie HS
20	Byrd, Kenny	LB	6-0	225	Jr./TR	York, S.C./NE Mississippi CC	75	Meyer, Andrew	OL	6-3	302	R-Sr./4L	San Marcos, Calif./San Marcos HS
20	Triche, Daryon	RB	5-9	190	R-So./TR	Cedar Hill, Texas/Sam Houston	76	Licon, Eduardo	OL	6-4	290	Fr./HS	El Paso, Texas/Chapin HS
21	Cameron, Stefan	CB	5-11	185	Jr./TR	St. Louis, Mo./Foothill College	77	Barton, AJ	OL	6-5	280	Fr./HS	Garland, Texas/Lakeview Centennial HS
21	Dumas, Aaron	RB	5-9	208	R-So./TR	El Paso, Texas/Washington	78	Nkele, Aluma	OL	6-6	355	R-So./RS	Gardena, Calif./Long Beach City College
22	Allen, Josiah	DB	5-10	179	Jr./1L	Elk Grove, Calif./Sacramento City College	79	Klein, Elijah	OL	6-4	319	R-Sr./4L	Mt. Baldy, Calif./Upland HS
22	Jolly, Ezell	RB	6-1	175	Fr./HS	Missouri City, Texas/Ridge Point HS	80	Weng, Jackson	WR	6-2	195	Fr./HS	Orange, Calif./Orange Lutheran HS
23	Amaewhule, Praise	DE	6-3	250	R-Sr./4L	Katy, Texas/Katy Taylor HS	81	Bost, Jalile	WR	5-11	180	Fr./HS	El Paso, Texas/Pebble Hills HS
23	McNamara, Kyle	WR	5-8	184	R-Jr./0L	Reno, Nev./WKU	82	Vinson, Marcus	TE	6-4	255	So./TR	Duncanville, Texas/Kilgore College
24	Broussard, Mckel	S	6-0	192	R-Jr./3L	Sherman Oaks, Calif./Notre Dame HS	83	Muhammad, Jamal	WR	6-2	170	R-Fr./TR	Fort Worth, Texas/Dunbar HS
24	Franklin, Mike	RB	6-2	225	Jr./TR	Daphne, Ala./Contra Costa College	84	Boyd, Elijah	TE	6-4	250	So./TR	Fairfield, Calif./Contra Costa College
25	Dye, Josiah	S	6-1	185	Fr./HS	Gilbert, Ariz./Williams Field HS	86	Flores, Lucas	WR	6-2	184	R-So./0L	El Paso, Texas/ysleta HS
26	Russell, Lantz	S	6-3	197	Jr./TR	Riverside, Calif./Mt. SAC	87	Fryar, Zach	TE	6-1	240	R-Sr./3L	Venice, Fla./NMMI
27	Burns, Davis	S	6-0	192	R-So./1L	El Paso, Texas/Coronado HS	88	Seib, Luke	TE	6-4	222	R-Fr./RS	Blue Springs, Mo./Blue Springs South HS
27	Dye, Joshua	RB	5-11	202	Fr./HS	Gilbert, Ariz./Williams Field HS	89	Camacho Jr., Juan	TE	6-6	248	R-So./0L	El Paso, Texas/Bowie HS
28	Simmons, Xavier	LB	6-1	220	R-So./0L	Prince George, Md./Parkland HS	90	Thompson, RaQuan	DL	6-3	285	Jr./TR	Killeen, Texas/Blinn JC
28	Walker, Cartraven	RB	5-6	175	R-Jr./1L	Mansfield, Texas/Cisco College	92	Granados, Dante	DT	6-0	283	R-Fr./0L	El Paso, Texas/Chapin HS
29	Muhammad, Atiq	CB	6-2	187	R-Fr./RS	Rockford, Ill./Guilford HS	97	Vaughn, Kanious	DE	6-2	223	So./TR	San Clemente, Calif./Saddleback College
30	Dyman, Nate	LB	6-2	223	Jr./TR	Missouri City, Texas/Blinn College	98	Va'a, Logologo	DT	6-3	292	R-Fr./RS	Santa Barbara, Calif./Bishop Garcia HS
30	Whitaker, Michael	WR	5-9	170	R-Fr./TR	Katy, Texas/James E. Taylor HS	99	Tonga'uhiha, Sione	DT	6-0	295	Jr./3L	Tempe, Ariz./Tempe HS
31	Wann, Matt	DE	6-2	235	Jr./TR	Fullerton, Calif./Santa Ana College							

COACHING STAFF

Dana Dimel – Head Coach
 Scotty Ohara – Offensive Coordinator/WRs/QBs
 Bradley Dale Peveto – Defensive Coordinator/LBs
 Aaron Price – Special Teams Coordinator
 Matt Wallerstedt – Assoc. Head Coach/DLine/def. run game coord.
 Dante Barnett – Secondary/Safeties
 Josh Brown – Defensive Pass Game Coordinator
 Barrick Nealy – Assistant Head Coach/Running Backs
 Drew Liddle – Tight Ends/Fullbacks
 Mike Simmonds – Offensive Line
 James Bain – Offensive Line/Special Teams Assistant
 Tramaine Thompson – Quality Control
 Ryan Alexander – Quality Control
 Winston Dimel – Graduate Assistant (Offense)
 Seth Newsome – Graduate Assistant (Defense)
 Nick Ast – Graduate Assistant (Offense)

PRONUNCIATIONS

Kelly AKHARAIYI	Ah-CAR-ee	Joseph IMMEDIATO	E-me-d-ah-to
Praise AMAEWHULE	Ah-May-Who-lay	TYRICE Knight	Tie-Reece
AMIER Boyd-Matthews	A-meer	ATIQU Muhammad	Ah-Teek
ALUMA NKELE	Joss-Teen	N-Kelly	
Zachary ESSIH	Eh-C	TEVITA TAFUNA	Tuh-VEE-tuh Tuh-Foo-nuh
Judah EZINWA	Eh-Zen-Wah	OSAISAI TAUელი	O-C-Ah-C Taw-Eli
JAVONI GARDERE	Jah-Von-nee Gar-Deer	Angelo TEJADA	Tay-hah-duh
Dante GRANADOS	Gruh-nah-dose	Luke SEIB	Sibe
Deion HANKINS	Hane-kins	Brandon SHIVERS	Shy-Vers
AZIZI Henry	Ah-zee-zee	Nick SCALISE	Ska-lease
ZURI Henry	Zur-ee	SIONE TONGA-UIHA	See-on-ee Tonga-who-uh
Trejon HUGUE	Hue-Gee	Logologo VA'A	VAH'ah
Kobe HYLTON	Hilton (Like the Hotel)	KANIOUS Vaughn	Kah-nye-us

ALPHABETICAL ROSTER

NO.	PLAYER	POS	HT	WT	CL/EXP	HOMETOWN/H.S./PREVIOUS SCHOOL
4	Akharaiyi, Kelly	WR	6-1	194	R-Jr./1L	Irving, Texas/Tyler JC
22	Allen, Josiah	DB	5-10	179	Jr./1L	Elk Grove, Calif./Sacramento City College
23	Amatewuhle, Praise	DE	6-3	250	R-Sr./4L	Katy, Texas/Katy Taylor HS
56	Aranda, Luis Carlos	OL	6-1	295	R-Fr./0L	El Paso, Texas/Franklin HS
0	Ballard, Jeremiah	WR	6-3	205	R-So./1L	Houston, Texas/Dobie HS
77	Barton, AJ	OL	6-5	280	Fr./HS	Garland, Texas/Lakeview Centennial HS
7	Bellon, Marcus	WR	5-9	180	Jr./1L	Truckee, Calif./Santa Barbara CC
63	Beltran, Rolando	OL	6-3	295	R-Fr./TR	El Paso, Texas/NMHU
40	Bibler, Chase	DL	6-4	260	Jr./TR	Fresno, Calif./Fresno City College
81	Bost, Jalile	WR	5-11	180	Fr./HS	El Paso, Texas/Pebble Hills HS
84	Boyd, Elijah	TE	6-4	250	So./TR	Fairfield, Calif./Contra Costa College
14	Boyd-Matthews, Amier	CB	6-1	180	R-Fr./RS	Tempe, Ariz./Mountain Pointe HS
24	Broussard, McKel	S	6-0	192	R-Jr./3L	Sherman Oaks, Calif./Notre Dame HS
5	Burgess Jr., Torrance	RB	5-6	175	R-So./1L	Pearland, Texas/Dawson HS/Tyler JC
27	Burns, Davis	S	6-0	192	R-So./1L	El Paso, Texas/Coronado HS
18	Burris III, John	CB	6-0	176	R-So./0L	Mesquite, Texas/Mesquite Horn HS
20	Byrd, Kenny	LB	6-0	225	Jr./TR	York, S.C./NE Mississippi CC
89	Camacho Jr., Juan	TE	6-6	248	R-So./0L	El Paso, Texas/Bowie HS
21	Cameron, Stefan	CB	5-11	185	Jr./TR	St. Louis, Mo./Foothill College
9	Clarke, Jostein	WR	6-3	195	R-Jr./1L	Prosper, Texas/Tyler JC
53	Diaz, Valentino	DE	6-2	228	R-Fr./RS	Boca Raton, Fla./Boca Raton HS
46	Duff, Justin	LS	6-4	235	Jr./TR	San Pablo, Calif./Contra Costa College
21	Dumas, Aaron	RB	5-9	208	R-So./TR	El Paso, Texas/Washington
62	Duran, Jael	OL	6-2	275	R-Fr./RS	El Paso, Texas/El Paso HS
27	Dye, Joshua	RB	5-11	202	Fr./HS	Gilbert, Ariz./Williams Field HS
25	Dye, Josiah	S	6-1	185	Fr./HS	Gilbert, Ariz./Williams Field HS
30	Dyman, Nate	LB	6-2	223	Jr./TR	Missouri City, Texas/Blinn College
53	Escobar, Ivan	OL	6-2	289	R-So./0L	El Paso, Texas/NM State
35	Essih, Zachary	FB	5-8	213	R-Fr./RS	Arlington, Texas/Mansfield Timberview HS
17	Ezinwa, Judah	TE	6-3	240	So./TR	Fontana, Calif./Mt. SAC
36	Flabiano, Buzz	K/P	6-0	175	R-Fr./RS	Plano East, Texas/Plano East HS
86	Flores, Lucas	WR	6-2	184	R-So./0L	El Paso, Texas/Ysleta HS
24	Franklin, Mike	RB	6-2	225	Jr./TR	Daphne, Ala./Contra Costa College
87	Fryar, Zach	TE	6-1	240	R-Sr./3L	Venice, Fla./NMMI
12	Gardere, Javoni	WR	6-0	195	R-So./TR	Dublin, Calif./Diablo Valley College
65	Garnett, Jayves	DL	6-5	358	R-Jr./2L	Cedar Rapids, Iowa/Elsworth CC
18	Gonzales, Ryan	WR	5-8	169	So./0L	El Paso, Texas/Eastwood HS
92	Granados, Dante	DT	6-0	283	R-Fr./0L	El Paso, Texas/Chapin HS
35	Granero, Jaime	S	6-1	185	R-Fr./RS	El Paso, Texas/Eastlake HS
42	Hall, Jake	LB	6-2	230	Jr./TR	San Juan Capistrano, Calif./Orange Coast Coll.
39	Hancock, Josh	LS	5-9	185	R-So./0L	El Paso, Texas/Coastal Christian Homeschool
3	Hanks, Deion	RB	6-0	226	R-Jr./3L	El Paso, Texas/Parkland HS
2	Hardison, Gavin	QB	6-3	215	R-Sr./3L	Hobbs, N.M./NMMI
19	Harris, Caden	WR	5-10	170	Fr./HS	Round Rock, Texas/Stony Point HS
32	Heckaman, Kheagian	TE	6-1	220	R-Fr./TR	Hampshire, Texas/NM State
74	Henry, Azizi	OL	6-4	297	R-So./0L	Wylie, Texas/Wylie HS
68	Henry, Zuri	OL	6-6	293	R-Sr./4L	Dallas, Texas/Wylie HS
54	Hubbard, Steven	OL	6-3	314	R-Sr./2L	Houston, Texas/Kilgore College
12	Hugue, Trejon	S	6-0	181	Sr./2L	Mansfield, Texas/Cisco College
13	Hunter, Jayce	S	6-0	185	Jr./TR	Mission Viejo, Calif./Saddleback College
10	Hurley, Kevin	QB	6-3	233	R-Jr./0L	Walnut, Miss./NE Mississippi CC
2	Hylton, Kobe	S	6-0	205	Jr./1L	Snellville, Ga./Louisiana
60	Immediato, Joseph	OL	6-4	338	R-So./1L	El Paso, Texas/Eastwood HS
7	Johnson, KD	DL	6-1	300	Jr./TR	Houston, Texas/Kilgore College
34	Johnson, Xavier	RB	5-11	205	Fr./HS	El Paso, Texas/Hanks HS
22	Jolly, Ezell	RB	6-1	175	Fr./HS	Missouri City, Texas/Ridge Point HS
79	Klein, Elijah	OL	6-4	319	R-Sr./4L	Mt. Baldy, Calif./Upland HS
10	Knight, Tyrice	LB	6-2	235	R-Sr./3L	Lakeland, Fla./Independence CC
76	Licon, Eduardo	OL	6-4	290	Fr./HS	El Paso, Texas/Chapin HS
34	Liggins, Kiante	LB	6-0	236	R-So./0L	El Paso, Texas/Andress HS

NO.	PLAYER	POS	HT	WT	CL/EXP	HOMETOWN/H.S./PREVIOUS SCHOOL
69	Lightfoot, Joey	DL	6-4	300	Fr./HS	College Station, Texas/A&M Consolidated
43	Lopez, Julian	TE	6-1	246	R-Jr./1L	El Paso, Texas/Chapin HS
64	Luke, Sedrick	OL	6-2	309	R-Jr./RS	North Highlands, Calif./American River College
44	Madden, Dimitri	DL	6-3	287	Jr./TR	Lewisham, London, England/NMMI
41	Mauro, Dylan	P	6-3	175	Fr./HS	Allen, Texas/Allen HS
66	Mayers, Justin	OL	6-3	309	R-Jr./3L	Frisco, Texas/Reedy HS
11	McConnell, Cade	QB	6-1	195	R-So./0L	Los Alamitos, Calif./Cerritos College
72	McDuffie III, Tyrone D.	OL	6-4	300	Fr./HS	El Paso, Texas/Parkland HS
33	McIver-Brown, Dresden	DT	6-0	259	R-So./0L	Selma, Texas/Veterans Memorial HS
6	McNamara, Jake	QB	5-11	189	R-Fr./RS	Franklin, Tenn./Page HS
23	McNamara, Kyle	WR	5-8	184	R-Fr./0L	Nashville, Tenn./WKU
48	Melucci, Julian	K	5-7	160	Fr./HS	El Paso, Texas/Eastlake HS
75	Meyer, Andrew	OL	6-3	302	R-Sr./4L	San Marcos, Calif./San Marcos HS
11	Moore, Oscar	S	6-1	208	Jr./TR	Eaton, Texas/Kilgore College
9	Moore, Trez	CB	6-1	192	Jr./1L	St. Louis, Mo./Iowa Western CC
16	Mouser, Seth	QB	6-5	210	Fr./HS	Bastrop, Texas/Bastrop HS
29	Muhammad, Atiq	CB	6-2	187	R-Fr./RS	Rockford, Ill./Guilford HS
83	Muhammad, Jamal	WR	6-2	170	R-Fr./TR	Fort Worth, Texas/Dunbar HS
5	Neal, James	LB	6-0	223	R-Jr./RS	Paris, Texas/Paris HS/Tyler JC
78	Nkele, Aluma	OL	6-6	355	R-So./RS	Gardena, Calif./Long Beach City College
38	Oaxaca, Yamil	WR	6-0	185	Fr./TR	El Paso, Texas/UTPB
1	Odums, AJ	CB	5-11	175	Jr./TR	Houston, Texas/New Mexico
17	Phillips, Josh	LB	6-3	220	Jr./TR	Grenada, Miss./Mississippi Gulf Coast
59	Pitts III, Otis	OL	6-3	345	R-Jr./1L	Scottsdale, Ariz./Cisco College
55	Pongia, Tangi/Tangi	OL	6-3	290	Jr./TR	San Diego, Calif./Cisco College
8	Richardson, Torey	CB	6-0	183	R-Jr./1L	Tomball, Texas/Blinn JC
19	Robinson, Viontay	DE	6-1	250	Jr./TR	Waco, Texas/Navarro College
14	Rodriguez, Zach	QB	6-3	195	R-So./0L	El Paso, Texas/El Paso HS
6	Rudolph, Jalen	DT	6-0	266	R-Jr./3L	Baton Rouge, La./Junipero Serra HS
26	Russell, Calif.	S	6-3	197	Jr./TR	Riverside, Calif./Mt. SAC
71	Scalise, Nick	OL	6-6	308	Jr./TR	El Dorado Hills, Calif./Sierra College
88	Seib, Luke	TE	6-4	222	R-Fr./RS	Blue Springs, Mo./Blue Springs South HS
39	Shivers, Brandon	CB	6-1	192	R-Jr./TR	Scottsdale, Ariz./NM State
28	Simmons, Xavier	LB	6-1	220	R-So./0L	Prince George, Md./Parkland HS
13	Sloan, Joshua	P	6-2	189	Jr./3L	Melbourne, Australia/ProKick Australia
1	Smith, Tyrin	WR	5-7	170	Sr./2L	Cibola, Texas/Cisco College
15	Spriggs, Dre	WR	6-2	180	R-So./TR	San Antonio, Texas/UTSA
54	Stewart, Keenan	DT	6-1	294	R-Sr./3L	Cedar Rapids, Iowa/Iowa Western CC
50	Tafuna, Tevita	DT	6-1	277	R-Sr./2L	East Palo Alto, Calif./College of San Mateo
43	Taueli, Osaiasi	DE	6-1	234	R-So./1L	Mesa, Ariz./Mesa HS
37	Tejada, Angelo	LS	5-11	222	Jr./3L	San Antonio, Texas/Converse Judson HS
15	Thompson, Bryton	DE	6-1	246	Sr./1L	Harker Heights, Texas/Blinn College
90	Thompson, RaQuan	DL	6-3	285	Jr./TR	Killeen, Texas/Blinn JC
58	Toney, Jaquan	OL	6-4	301	Jr./TR	Huntsville, Ala./NE Mississippi CC
99	Tonga'uaha, Sione	DT	6-0	295	Jr./3L	Tempe, Ariz./Tempe HS
20	Triche, Daryon	RB	5-9	190	R-So./TR	Cedar Hill, Texas/Sam Houston
70	Utley, Jake	OL	6-6	315	Fr./HS	College Station, Texas/College Station HS
98	Va'a, Logologo	DT	6-3	292	R-Fr./RS	Santa Barbara, Calif./Bishop Garcia HS
97	Vaughn, Kanius	DE	6-2	223	So./TR	San Clemente, Calif./Saddleback College
82	Vinson, Marcus	TE	6-4	255	So./TR	Duncanville, Texas/Kilgore College
28	Walker, Cartraven	RB	5-6	175	R-Jr./1L	Mansfield, Texas/Cisco College
31	Wann, Matt	DE	6-2	235	Jr./TR	Fullerton, Calif./Santa Ana College
80	Weng, Jackson	WR	6-2	195	Fr./HS	Orange, Calif./Orange Lutheran HS
0	Westmoreland, Maurice	DE	6-2	235	Jr./1L	Houston, Texas/Kilgore College
30	Whitaker, Michael	WR	5-9	170	R-Fr./TR	Katy, Texas/James E. Taylor HS
8	White, Emarl	WR	6-0	185	R-So./RS	Antelope, Calif./Center/Sierra College
16	Williams, Tyler	S	6-0	195	R-So./1L	Santa Maria, Calif./St. Joseph HS
3	Williams-Evans, Jaleal	S	6-1	200	So./TR	Berkeley, Calif./College of San Francisco
4	Wilson Jr., Jerome	LB	6-2	229	R-So./1L	Etiwanda, Calif./Etiwanda HS

COACHING STAFF

Dana Dimel – Head Coach
 Scotty Ohara – Offensive Coordinator/WRs/QBs
 Bradley Dale Peveto – Defensive Coordinator/LBs
 Aaron Price – Special Teams Coordinator
 Matt Wallerstedt – Assoc. Head Coach/DLine/def. run game coord.
 Dante Barnett – Secondary/Safeties
 Josh Brown – Defensive Pass Game Coordinator
 Barrick Nealy – Assistant Head Coach/Running Backs
 Drew Little – Tight Ends/Fullbacks
 Mike Simmonds – Offensive Line
 James Bain – Offensive Line/Special Teams Assistant
 Tramaine Thompson – Quality Control
 Ryan Alexander – Quality Control
 Winston Dimel – Graduate Assistant (Offense)
 Seth Newsome – Graduate Assistant (Defense)
 Nick Ast – Graduate Assistant (Offense)

PRONUNCIATIONS

Kelly AKHARAIYI	Ah-CAR-ee	Joseph IMMEDIATO	E-me-d-ah-to
Praise AMAEWHULE	Ah-May-Who-lay	TYRICE Knight	Tie-Reece
AMIER Boyd-Matthews	A-meer	ATIQU Muhammad	Ah-Teek
JOSTEIN Clarke	Joss-Teen	Aluma NKELE	N-Kelly
Zachary ESSIH	Eh-C	TEVITA TAFUNA	Tuh-VEE-tuh Tuh-Foo-nuh
Judah EZINWA	Eh-Zen-Wah	OSAIASI TAUUELI	O-C-Ah-C Taw-Eli
JAVONI GARDERE	Jah-Von-nee Gar-Deer	Angelo TEJADA	Tay-hah-duh
Dante GRANADOS	Gruh-nah-dose	Luke SEIB	Sibe
Deion HANKINS	Hane-kins	Brandon SHIVERS	Shy-Vers
AZIZI Henry	Ah-zee-zee	Nick SCALISE	Ska-lease
ZURI Henry	Zur-ee	SIONE TONGA-UIHA	Sea-on-ee Tonga-who-uh
Trejon HUGUE	Hue-Gee	Logologo VA'A	VAH'ah
Kobe HYLTON	Hilton (Like the Hotel)	KANIOUS Vaughn	Kah-nye-us

UTEP DEPTH CHART

GAME: 12 (vs. Liberty)

OFFENSE

LT	68	Zuri Henry	6-6	293	R-Sr.	4L	Dallas, Texas	(Wylie HS)	35 Career Starts (52 app.)
	58	Jaquan Toney	6-4	301	Jr.	TR	Huntsville, Ala.	(NE Mississippi CC)	0 Career Starts (1 app.)
LG	66	Justin Mayers	6-3	309	R-Jr.	3L	Frisco, Texas	(Reedy HS)	23 Career Starts (34 app.)
	60	Joseph Immediato	6-4	338	R-So.	1L	El Paso, Texas	(Eastwood HS)	0 Career Starts (16 app.)
C	75	Andrew Meyer	6-3	302	R-Sr.	4L	San Marcos, Calif.	(San Marcos HS)	42 Career Starts (53 app.)
	53	Ivan Escobar	6-2	289	R-So.	0L	El Paso, Texas	(NM State)	0 Career Starts (11 app.)
RG	79	Elijah Klein	6-4	319	R-Sr.	4L	Mt. Baldy, Calif.	(Upland HS)	54 Career Starts (56 app.)
	59	Otis Pitts III	6-3	345	R-So.	0L	Grand Prairie, Texas	(Cisco College)	2 Career Starts (16 app.)
RT	78	Aluma Nkele	6-6	355	R-So.	RS	Gardena, Calif.	(Long Beach City College)	4 Career Starts (13 app.)
-or-	74	Azizi Henry	6-4	297	R-So.	0L	Wylie, Texas	(Wylie HS)	1 Career Starts (10 app.)
TE	87	Zach Fryar	6-1	240	R-Sr.	3L	Venice, Fla.	(NMMI)	14 Career Start (39 app.)
	82	Marcus Vinson	6-4	255	So.	TR	Duncanville, Texas	(Kilgore College)	1 Career Start (11 app.)
WR	8	Emari White	6-0	185	Jr.	0L	Gardena, Calif.	(Sierra College)	1 Career Starts (10 app.)
	23	Kyle McNamara	5-8	184	R-Fr.	0L	Nashville, Tenn.	(WKU)	0 Career Starts (2 app.)
WR	0	Jeremiah Ballard	6-3	205	R-So.	1L	Houston, Texas	(Dobie HS)	9 Career Starts (26 app.)
	12	Javoni Gardere	6-0	195	R-So.	TR	Dublin, Calif.	(Diablo Valley College)	0 Career Starts (3 app.)
WR	4	Kelly Akharaiyi	6-1	194	R-Jr.	1L	Irving, Texas	(Tyler JC)	17 Career Starts (23 app.)
	0	Jeremiah Ballard	6-3	205	R-So.	1L	Houston, Texas	(Dobie HS)	9 Career Starts (26 app.)
RB	3	Deion Hankins	6-0	226	R-Jr.	3L	El Paso, Texas	(Parkland HS)	16 Career Starts (44 app.)
	5	Torrance Burgess Jr.	5-6	175	R-So.	1L	Pearland, Texas	(Tyler JC)	1 Career Starts (13 app.)
-or-	24	Mike Franklin	6-2	225	Jr.	TR	Daphne, Ala.	(Contra Costa College)	0 Career Starts (7 app.)
FB	43	Julian Lopez	6-1	246	R-Jr.	1L	El Paso, Texas	(Chapin HS)	7 Career Starts (15 app.)
	84	Elijah Boyd	6-4	250	So.	TR	Fairfield, Calif.	(Contra Costa College)	1 Career Starts (8 app.)
QB	11	Cade McConnell	6-1	195	R-So.	0L	Los Alamitos, Calif.	(Cerritos College)	5 Career Starts (6 app.)
	10	Kevin Hurley	6-3	233	R-Jr.	0L	Walnut, Miss.	(NE Mississippi CC)	1 Career Start (7 app.)
	16	Seth Mouser	6-5	210	Fr.	HS	Bastrop, Texas	(Bastrop HS)	0 Career Starts (0 app.)

DEFENSE

DE	0	Maurice Westmoreland	6-2	235	Jr.	1L	Houston, Texas	(Kilgore College)	11 Career Starts (23 app.)
	97	Kanious Vaughn	6-2	223	So.	TR	San Clemente, Calif.	(Saddleback College)	0 Career Starts (11 app.)
DT	99	Sione Tonga'uiha	6-0	295	Jr.	3L	Tempe, Ariz.	(Tempe HS)	4 Career Starts (40 app.)
	90	RaQuan Thompson	6-3	285	Jr.	TR	Killeen, Texas	(Blinn JC)	0 Career Starts (10 app.)
-or-	98	Logologo Va'a	6-3	292	R-Fr.	RS	Santa Barbara, Calif.	(Bishop Garcia HS)	0 Career Starts (9 app.)
DT	54	Keenan Stewart	6-1	294	R-Sr.	3L	Cedar Rapids, Iowa	(Iowa Western CC)	42 Career Starts (43 app.)
	6	Jalen Rudolph	6-0	266	R-Jr.	3L	Baton Rouge, La.	(Junipero Serra HS)	2 Career Starts (30 app.)
DE	23	Praise Amaewhule	6-3	250	R-Sr.	4L	Katy, Texas	(Katy Taylor HS)	52 Career Starts (60 app.)
	7	KD Johnson	6-1	300	Jr.	TR	Houston, Texas	(Kilgore College)	0 Career Starts (11 app.)
	40	Chase Bibler	6-4	260	Jr.	TR	Fresno, Calif.	(Fresno City College)	0 Career Starts (8 app.)
MIKE	10	Tyrice Knight	6-2	235	R-Sr.	3L	Lakeland, Fla.	(Independence CC)	42 Career Starts (44 app.)
	42	Jake Hall	6-2	230	Jr.	TR	San Juan Capistrano, Calif.	(Orange Coast College)	0 Career Starts (7 app.)
WILL	5	James Neal	6-0	223	R-Jr.	1L	Paris, Texas	(Tyler JC)	11 Career Starts (27 app.)
	20	Kenny Byrd	6-0	225	Jr.	TR	York, S.C.	(NE Mississippi CC)	0 Career Starts (11 app.)
CB	8	Torey Richardson	6-0	183	R-Jr.	1L	Tomball, Texas	(Blinn JC)	11 Career Starts (24 app.)
	18	John Burris III	6-0	176	R-So.	0L	Mesquite, Texas	(Mesquite Horn HS)	0 Career Starts (16 app.)
FS	11	Oscar Moore	6-1	208	Jr.	TR	Eaton, Texas	(Kilgore College)	4 Career Starts (10 app.)
	16	Tyler Williams	6-0	195	R-So.	1L	Santa Maria, Calif.	(St. Joseph HS)	3 Career Start (27 app.)
-or-	12	Trejon Hugue	6-0	181	Sr.	2L	Mansfield, Texas	(Cisco College)	2 Career Starts (25 app.)
SS	2	Kobe Hylton	6-0	205	Jr.	1L	Snellville, Ga.	(Louisiana)	21 Career Start (21 app.)
	27	Davis Burns	6-0	192	R-So.	1L	El Paso, Texas	(Coronado HS)	0 Career Starts (24 app.)
NICK	22	Josiah Allen	5-10	179	Jr.	1L	Elk Grove, Calif.	(Sacramento City College)	12 Career Starts (22 app.)
	21	Stefon Cameron	5-11	185	Jr.	TR	St. Louis, Mo.	(Foothill College)	0 Career Starts (11 app.)
CB	1	AJ Odums	5-11	175	Jr.	TR	Houston, Texas	(New Mexico)	11 Career Starts (11 app.)
-or-	14	Amier Boyd-Matthews	6-1	180	R-Fr.	RS	Maricopa, Ariz.	(Maricopa HS)	4 Career Starts (15 app.)

SPECIAL TEAMS

K	36	Buzz Flabiano	6-0	175	R-Fr.	RS	Plano East, Texas	(Plano East HS)	11 Career Appearances
	48	Julian Melucci	5-7	160	Fr.	HS	El Paso, Texas	(Eastlake HS)	0 Career Appearances
P	13	Joshua Sloan	6-2	189	Jr.	3L	Melbourne, Australia	(ProKick Australia)	44 Career Appearances
LS	37	Angelo Tejada	5-11	222	Jr.	3L	San Antonio, Texas	(Converse Judson HS)	43 Career Appearances
-or-	39	Josh Hancock	5-9	185	R-So.	0L	El Paso, Texas	(Coastal Christian Home School)	5 Career Appearances
H	37	Angelo Tejada	5-11	222	Jr.	3L	San Antonio, Texas	(Converse Judson HS)	43 Career Appearances
KR	5	Torrance Burgess Jr.	5-6	175	R-So.	1L	Pearland, Texas	(Tyler JC)	1 Career Starts (13 app.)
-and-	19	Caden Harris	5-10	170	Fr.	HS	Round Rock, Texas	(Stony Point HS)	2 Career Appearances
PR	5	Torrance Burgess Jr.	5-6	175	R-So.	1L	Pearland, Texas	(Tyler JC)	1 Career Starts (13 app.)
	1	AJ Odums	5-11	175	Jr.	TR	Houston, Texas	(New Mexico)	11 Career Starts (11 app.)
	8	Torey Richardson	6-0	183	R-Jr.	1L	Tomball, Texas	(Blinn JC)	11 Career Starts (24 app.)

MINER NOTABLES

WHERE TO WATCH & LISTEN

The game will be nationally televised on CBS Sports Network with Alex Del Barrio calling the action, Taylor McHargue providing analysis and Brandon Baylor reporting from the sidelines. The action is on 95.5 FM KLAQ with "The Voice of the Miners" **Jon Teicher** calling play-by-play in his 43rd season. 'Teich', who just called his 500th UTEP football game on Oct. 11, is joined by former UTEP WR **Cole Freytag** (2012, 2014-16) in the booth providing analysis in his second season, and **Mando Medina** reporting from the sidelines. The action can also be heard on the UTEP Miners app.

SERIES VS. LIBERTY

Saturday's contest will mark the first meeting between UTEP and Liberty.

ABOUT LIBERTY

Liberty is coming into Saturday's contest undefeated at 11-0 overall and 7-0 in its first year of Conference USA action. The Flames, ranked 25th nationally, bodes the nations' top rushing offense averaging over 282 yards per game. Liberty's total offense ranks fifth at 501.2 yards per contest. The Flames average 39.9 points per game, ranking eighth in FBS and first in CUSA. LU is good on the other side of the ball, leading the nation with 19 passes intercepted with two returned for touchdowns. Dual-threat QB Kaidon Salter ranks sixth in FBS and first in CUSA with 28 touchdown passes, while he's passed for 2,409 yards (fourth in CUSA). He's rushed for 823 yards on 128 carries (6.4 avg.) and a league-best 11 rushing scores. RB Quinton Cooley leads CUSA and ranks ninth in FBS with 1,168 yards rushing and has scored 10 touchdowns (second in CUSA). WR's CJ Daniels and Treon Sibley are Salter's top two targets. Sibley has 429 yards on 19 receptions with four touchdowns catches and averages a team-best 22.6 yards per catch. Daniels leads the team in receptions (38), receiving yards (819) and receiving scores (eight). Daniels's eight touchdowns rank second in CUSA. S Brylan Green leads CUSA with five interceptions, while CB Kobe Singleton has picked off four passes. DB Preston Hodge and LB Jerome Jolly Jr. each have two interceptions.

MOVIN' ON UP

RB **Deion Hankins**, after rushing for 48 yards at MTSU, has 2,586 yards in his career and ranks no. 7 on the program's all-time rushing list. Hankins needs 30 yards to move past RB **Marcus Thomas** (sixth with 2,615 yards). Hankins needs 50 yards to move past RB **Toraino Singleton** (fifth with 2,635 yards).

MOVIN' ON UP THE RUSHING TD LIST

RB **Deion Hankins** scored his 22nd career touchdown on a two-yard rush at Middle Tennessee. Hankins is ranked seventh on the program's all-time list. RB **Fred Wendt** (23 TD), RB **Howard Jackson** (25 TD), RB **Marcus Thomas** (26 TD), RB **Pug Gabrel** (27 TD), RB **Aaron Jones** (33 TD) and RB **John Harvey** (42 TD) round out the top 10.

WHERE HANKINS RANKS

RB **Deion Hankins** ranks fourth in Conference USA with a team-high and single-season career-high 794 yards rushing and 72.2 rushing yards per game. Hankins averages 5.2 yards per carry, ranking 10th in CUSA. Hankins's 174 yards rushing earlier in the season ranks second on the CUSA individual player game-highs list.

CAREER-LONG RECEPTION

RB **Deion Hankins** tallied a career-long 35-yard reception at Middle Tennessee. Hankins's catch and run set up his rushing touchdown in the second quarter against the Blue Raiders.

FIRST BACK2BACK 100-YARD EFFORTS

RB **Deion Hankins** hit 100+ rushing yards in back-to-back games for the first time in his career. Hankins rushing for 117 yards at Sam Houston on Oct. 25 and hit 120 against NM State on Oct. 18.

FIRST TIME SINCE '16

RB **Deion Hankins** was the first Miner to record back-to-back 100+ rushing yards since RB **Aaron Jones** did so in 2016. Jones rushed for 228 yards against Houston Baptist on Nov. 5 and followed that with 229 yards at Florida Atlantic on Nov. 12.

ANOTHER 100-YARD PERFORMANCE

RB **Deion Hankins** rushed for 117 yards on 15 carries at Sam Houston on Oct. 25. It was Hankins third 100-yard game in 2023 and eighth of his career. He's gone for back-to-back 100-yard performances after hitting 120 against NM State. Earlier in the season Hankins for a career-high 174 yards against UIW. Hankins rushed for 138 yard against FAU and 112 at Charlotte last season. His first 100-yard game came in the 2020 season opener against SFA with 113. Hankins also rushed for 118 yards at ULM and 119 at Charlotte in 2020.

100-YARD GAMES' LIST

RB **Deion Hankins**, with eight 100-yard rushing performances, now ranks tied 10th with RB **Fred Wendt** on the program's career individual 100-yard game list. RB's **Pug Gabrel**, **Robert Elliott** and **Donald Buckram** rank tied for seventh with nine 100-yard games.

ANOTHER ONE

WR **Kelly Akharaiyi** tallied a game-high 138 yards on six receptions while adding two touchdown receptions at Middle Tennessee. Akharaiyi also scored on an 80-yard touchdown reception against the Blue Raiders. It's Akharaiyi's third consecutive 100-yard performance.

THREE CONSECUTIVE 100-YARD RECEIVING GAMES

WR **Kelly Akharaiyi** posted another 100-yard game after hitting 138 receiving yards at MTSU. The week before he tallied 141 yards against WKU on Nov. 4 and recorded 126 at Sam Houston on Oct. 25. Akharaiyi is the first UTEP receiver to post back-to-back-to-back 100-yard performances since WR Jacob Cowing did so in 2021. Cowing registered 112 vs. UTSA on Nov. 6; 174 at UNT on Nov. 13; 170 vs. Rice on Nov. 20.

KELLY TIES CAREER HIGH

WR **Kelly Akharaiyi** tied his career best with two touchdown receptions at Middle Tennessee on Nov. 18. He also scored two touchdowns at FIU on Oct. 11.

TWO 80+ YARD PLAYS IN THE SAME SEASON

WR **Kelly Akharaiyi** is the first UTEP receiver to post a pair of 80+ yard plays in the same season since WR Lee Mays did so in 1999. Akharaiyi has two 80-yard touchdowns the first at FIU on Oct. 11 and the second at MTSU on Nov. 18. Mays recorded an 80-yard reception against NM State and a 90-yard reception at Oregon.

BREAKING THE CENTURY MARK

WR **Kelly Akharaiyi** has recorded five 100-yard receiving games as he opened the 2023 season with 102 receiving yards at Jax State on Aug. 26 and followed with 223 yards at FIU, 126 at Sam Houston, 141 against WKU and most recently 138 at Middle Tennessee.

SENSATIONAL SECOND SEASON

WR **Kelly Akharaiyi**, after posting 275 yards on 21 receptions his first year as a Miner, has tripled those numbers this season. Akharaiyi leads the Miners in receptions (43), receiving yards (924), yards per catch (21.5) and touchdown receptions (seven). He's also recorded the Miners' longest play, an 80-yard touchdown reception at FIU.

LAST 5 GAMES

WR **Kelly Akharaiyi** has tallied 634 yards the last five games and averaging 126.8 yards per game. He's scored six touchdowns during that span, including the two 80 yarders.

MINER NOTABLES

TRYING TO BE THE NINTH

WR **Kelly Akharaiyi** needs 76 yards to hit 1,000 receiving yards this season. If Akharaiyi can reach the feat, he'll be the ninth Miner to record a 1,000-yard receiving season. The list includes WR **Ed Puishes** (1,000 yards in 1970), WR **Tyrin Smith** (1,039 in 2022), WR **Reggie Barrett** (1,042 in 1989), WR **Kris Adams** (1,070 in 2010), WR **Lee Mays** (1,098 in 2000), WR **Johnnie Lee Higgins Jr.** (1,319 in 2006), WR **Jacob Cowing** (1,354 in 2021) and **Chuck Hughes** (1,519 in 1965).

THREE 1000-YARD PERFORMANCES IN A ROW

If WR **Kelly Akharaiyi** can hit the 1K mark in receiving yards, it'll make it three consecutive seasons a UTEP receiver has posted a 1,000-yard campaign – the first time in school history. WR Jacob Cowing posted 1,354 yards in 2021 and WR Tyrin Smith registered 1,039 in 2022. Cowing and Smith were the first pair of Miners in program history to post back-to-back 1,000-yard campaigns.

WHERE KELLY RANKS

WR **Kelly Akharaiyi** ranks second in Conference USA and 24th in FBS with 924 receiving yards in 2023. Akharaiyi ranks third in CUSA and 25th in FBS in receiving yards per game (84.0). Akharaiyi is third in CUSA and 37th in FBs with seven receiving TDs. He is third in CUSA and eighth in FBS in yards per catch (21.2).

AKHARAIYI NAMED TO BILETNIKOFF AWARD WATCH LIST

WR **Kelly Akharaiyi**, following a productive last four games, was one of three receivers added to the 2023 Biletnikoff Award Watch List as announced by the Tallahassee Quarterback Club (TQC) Foundation, Inc. on Nov. 8.

KELLY'S DAZZLING NIGHT

WR **Kelly Akharaiyi** produced big numbers at FIU on Oct. 11, setting career highs in receiving yards (223), receptions (eight), long reception (80) and touchdown catches (two). Akharaiyi was on the other end of QB **Cade McConnell's** touchdown tosses against the Panthers. The first was an 80-yard touchdown reception during while he added a 23-yard score in the first quarter.

WHERE KELLY'S PERFORMANCE RANKS

WR **Kelly Akharaiyi** was the first Miner since WR **Jordan Leslie** to post a 200+ yard receiving game when Leslie had 218 yards at Tulsa on Oct. 11, 2012. Akharaiyi's 223 yards ranks tied for fifth best in program history with WR **Johnnie Lee Higgins Jr.** who put up 223 on Sept. 30, 2006, against NM State. Akharaiyi was 17 yards shy of cracking Conference USA's all-time single-game list.

OTHER 200+ YARD PERFORMANCES IN PROGRAM HISTORY

WR **Kelly Akharaiyi** was the seventh Miner to post 200 receiving yards or more in a single game in school history. WR **Chuck Hughes** owns the program's top-two efforts with 349 against North Texas (1965) and 254 versus Arizona State (1965). WR **Volley Murphy** tallied 234 yards at New Mexico (1967), while WR **Bob Wallace** posted 233 against NM State the same season. WR **Johnnie Lee Higgins Jr.** recorded 223 yards against NM State, WR **Jordan Leslie** registered 218 (2012) and WR **Arnie Adkison** went for 200 at Utah (1987).

CADE'S CAREER DAY

QB **Cade McConnell** made his fifth consecutive start at Middle Tennessee. McConnell set career highs in passing yards (364), completions (24) and attempts (41). He tied his career best with two touchdown passes, including an 80-yard score, also matching a career best. McConnell had an 80-yard touchdown pass at FIU on Oct. 11.

MOST PASSING YARDS SINCE '21

QB **Cade McConnell** threw for a career-high 364 yards at MT. He's the first UTEP QB to hit 300+ yards passing since QB **Gavin Hardison** threw for 320 at LA Tech (10.8.22). McConnell's yards were the most by a UTEP signal caller since Hardison threw for 366 vs. Rice on Nov. 20, 2021.

#2 LUKE LAUFENBERG #LiveLikeLuke

The UTEP football team will continue to pay tribute to the late Luke Laufenberg throughout the 2023 season. Laufenberg passed away at the age of 21 on Thursday, Aug. 22, 2019 after battling cancer for two years. A tight end from Argyle, Texas, Laufenberg joined the Miners for 2019 spring ball after playing at Mesa Community College in 2017. UTEP players have worn black "LUKE" stickers on their helmets since the start of the 2019 season. Junior QB Gavin Hardison will wear his #2 Laufenberg jersey throughout the season. Justin Garrett was the first Miner to don the #2 jersey during the 2020 season and continued the trend in 2021. Laufenberg played his senior season at Argyle Liberty Christian High School in Argyle, Texas, where he was named 2016 Offensive Newcomer of the Year and honorable mention All-District. He initially walked on at Texas A&M before continuing his football career at Mesa Community College, where he appeared in six games prior to being diagnosed with Burkitt lymphoma.



2023 "UTEP Football with Dana Dime!" Radio Show Dates/Locations

Tuesday, Aug. 22 (5:30-6:30 pm)	Hudson's Grill
Tuesday, Aug. 29 (6-7 pm)	TBD
Tuesday, Sept. 5 (5:30-6:30pm)	Rudy's
Tuesday, Sept. 12 (5:30-6:30pm)	Hudson's Grill
Tuesday, Sept. 19 (4:30-5:30pm)	Rudy's
Tuesday, Sept. 26 (6-7 pm)	Hudson's Grill
Friday, Oct. 6 (5-6 pm)	Hudson's Grill
Monday, Oct. 16 (5-6 pm)	Rudy's
Friday, Oct. 20 (6-7 pm)	Rudy's
Tuesday, Oct. 31 (5-6 pm)	Rudy's
Tuesday, Nov. 14 (6-7 pm)	Hudson's Grill
Tuesday, Nov. 21 (6-7 pm)	Rudy's

LOCATIONS & ADDRESS

Hudson's Classic Grill & Bar: 1770 Lee Trevino
Rudy's "Country Store" Bar-B-Q: 6401 S. Desert Blvd.

Listen Live on 600 ESPN El Paso & the UTEP Miners app

MINER NOTABLES

NCAA TEAM RANKINGS

NCAA CATEGORY	UTEP	LU
Total Offense	77	5
Rushing Offense	73	1
Passing Offense	79	76
Team Passing Efficiency	86	3
Scoring Offense	117	8
Total Defense	69	43
Rushing Defense	115	22
Passing Yards Allowed	28	95
Team Passing Efficiency Defense	61	22
Scoring Defense	78	32
Turnover Margin	120	7
3rd Down Conversion Pct.	114	7
4th Down Conversion Pct.	75	49
3rd Down Conversion Pct. Defense	97	47
4th Down Conversion Pct. Defense	55	39
Red Zone Offense	86	65
Red Zone Defense	114	41
Net Punting	92	101
Punt Returns	24	79
Kickoff Returns	72	56
First Downs Offense	89	9
First Downs Defense	44	59
Fewest Penalties Per Game	110	82
Fewest Penalty Yards Per Game	108	116
Time of Possession	15	2

TEAM LEADERS

UTEP - OFF: 19.2 PPG/370.3 YPG | **DEF:** 27.3 PPG/379.4 YPG

Rushing	Att.	Net	Avg.	TD	YPG
Deion Hankins	152	794	5.2	4	72.2
Torrance Burgess Jr.	124	620	5.0	2	56.4

Passing	C-A-I	Yds.	TD	YPG
Cade McConnell	80-147-3	1273	6	212.2
Kevin Hurley	8-19-0	139	1	23.2

Receiving	Rec.	Yds.	Avg.	TD	YPG
Kelly Akharaiyi	43	924	21.5	7	84.0
Jeremiah Ballard	34	551	16.2	1	50.1

Defense	U-A-TT	TFL	SACK	FF-FR
Tyrice Knight	78-47-125	15.5-36	4.5-16	1-2 (4)
James Neal	26-45-71	1.5-2	1.0-0	1-1 (0)

LIBERTY - OFF: 39.9 PPG/501.2 YPG | **DEF:** 21.9 PPG/351.4 YPG

Rushing	Att.	Net	Avg.	TD	YPG
Quinton Cooley	189	1168	6.2	10	106.2
Kaidon Salter	128	823	6.4	11	74.8

Passing	C-A-I	Yds.	TD	YPG
Kaidon Salter	138-230-5	2409	28	219.0
Johnathan Bennett	0-5-0	0	0	0.0

Receiving	Rec.	Yds.	Avg.	TD	YPG
CJ Daniels	38	819	21.6	8	74.5
Treon Sibley	19	429	22.6	4	47.7

Defense	U-A-TT	TFL	SACK	INT (YDS)
Tyren Dupree	54-48-102	7.0-14	2.5-8	2 (6)
Jerome Jolly Jr.	21-27-48	3.5-5	1.0-1	2 (27)

CADE UNDER CENTER

QB **Cade McConnell**, who started as the fourth-string QB to begin the season, has started the last five games. McConnell is the team leader with 1,273 passing yards (212.2) and six touchdowns. He's completing 54.4 percent (80-147) of his passes, while he's thrown three interceptions.

FIRST SINCE VITTATOE

QB **Cade McConnell**, after posting his second 80-yard scoring pass at Middle Tennessee, became the first UTEP signal caller to post a pair in a single season since 2009. McConnell's first 80-yard touchdown pass came at FIU on Oct. 11. QB **Trevor Vittatoe** posted two 80-yard passes in '09 - versus Tulsa and Marshall.

WHAT A DEBUT

QB **Cade McConnell** made the most of his opportunity in his first career start, completing 11-17 passes for 262 yards and two touchdowns. The 262 yards are the most by a Miner signal caller in their first start since QB **Ryan Metz** piled up 275 passing yards after going 20-28. Metz, along with McConnell, had two TD passes and no interceptions.

TORRANCE'S PUNT RETURN TD

PR/RB **Torrance Burgess Jr.** tallied a 54-yard punt return for a touchdown at Middle Tennessee, the first of his career. It's the second punt return in as many seasons after PR/WR **Marcus Bellon** returned one for a score against Boise State last year.

ONE OF TWO IN CUSA

PR/RB **Torrance Burgess Jr.** is one of two Conference USA players to return a punt for a touchdown. LA Tech's Smoke Harris is the other.

BURGESS WITH A PURPOSE

PR/RB **Torrance Burgess Jr.** leads the Miners with 1,116 all-purpose yards and all-purpose yards per game (101.5). He's rushed for 620 yards and recorded 227 yards on 17 receptions. Burgess Jr. leads the team with 202 kickoff return yards and 67 punt return yards that includes a 54-yard punt return for a touchdown. A few weeks back, he tallied a career-high 134 all-purpose yards at Sam Houston. Burgess rushed for 52 yards, recorded a five-yard catch and gained a career-best 71 kickoff return yards against the Bearkats.

SECOND MOST IN CUSA

RB **Torrance Burgess Jr.** ranks second in Conference USA with 101.5 all-purpose yards per game and total plays (153). He ranks third with 1,116 all-purpose yards. Overall in CUSA, Burgess ranks seventh in rushing yards (620), 32nd in receiving yards (227), fifth in in KOR (202) and sixth in PRR yards (67).

BALLARD'S BREAKOUT SEASON

WR **Jeremiah Ballard**, after posting 118 yards on 10 catches and a touchdown in 2022, has become one of the primary targets UTEP quarterbacks. Ballard ranks second on the team in receptions (34) and receiving yards (551), while adding his second career TD. The 6-3 redshirt sophomore most recently tallied 87 yards on four receptions at MTSU. Ballard's 87 are second most receiving yards in his career. He set his career best with 92 yards at Northwestern.

A CATCH IN EVERY GAME

WR **Jeremiah Ballard**, after recording four receptions for 87 yards at MTSU, has caught at least one pass in every ball game this season. He tallied a career-high 92 yards on four receptions at Northwestern, while hauling in a career-best five receptions for 75 yards against NM State. Ballard reeled in a touchdown against UNLV.

MINER NOTABLES

WHITE POSTS CAREER HIGHS

WR **Emari White** tallied career highs in receptions (five) and receiving yards (36) at Middle Tennessee. White has played more as of late and has tallied 78 yards on seven receptions in 2023.

FIRST START IS A SPECIAL ONE

OL **Azizi Henry** made his first career start at Middle Tennessee on Nov. 18. He started opposite of his brother OL **Zuri Henry**. Azizi start at the right tackle position while Zuri was left tackle.

GLIMPSE OF THE FUTURE

RB **Ezell Jolly** rushed for a career-high 30 yards and tallied 12 yards on four receptions at MTSU. So far in his true freshman season, Jolly has rushed for 53 yards and has 32 yards on five receptions. His career best in receiving yards was 20 at Arizona.

SEASON MOST IN TOTAL YARDS

UTEP posted a season-high 453 yards of total offense at MTSU. It was also the fourth time the offense went over 400 yards. The Miners totaled 423 against UIW, 441 at FIU and 428 at Sam Houston.

HURLEY PUSH

QB **Kevin Hurley** has rushed for two touchdowns in as many games. Both scores were one-yard plunges into the end zone with the first coming against NM State on Oct. 18 and followed with another at Sam Houston on Oct. 25. The one at Sam Houston gave the Miners a 34-27 lead early in the fourth quarter.

QB CAROUSEL

The last time the Miners started three quarterbacks in the same season was 2018 (**Brandon Jones** – 1, **Kai Locksley** – 8 and **Ryan Metz** – 3). In 2023, **Cade McConnell** has started the last four games (at FIU, vs. NM State, at SH, vs. WKU), while **Kevin Hurley** got the nod against LA Tech, and **Gavin Hardison** started the first five games (at Jax State, UIW, at Northwestern, at Arizona, UNLV).

FIRST FOR LUKE SEIB

TE **Luke Seib** hauled in his first career reception, a 14-yard catch against NM State. It was the redshirt freshman's second career game after seeing action at FIU on Oct. 11.

WHERE HARDISON RANKS

QB **Gavin Hardison** will conclude his career at UTEP with 7,963 yards passing in along with 1,061 passing attempts and 570 completions. He ranks third in all three categories on the program's top 10 lists. **Trevor Vittatoe** (12,439 yards/1,641 attempts/914 completions) and **Jordan Palmer** (11,084 yards/1,427 attempts/851 completions) rank no. 1 and 2 in each respective category. Hardison's 40 career touchdown passes rank fourth on the program's top-10 list, while ranking sixth with 43 touchdowns responsible for.

CONSECUTIVE STARTS ON THE O-LINE

Senior RG **Elijah Klein** has started the last 49 games in a row on the offensive line. The string of consecutive contests started on Nov. 2, 2019 at North Texas. Klein started at the right tackle position at Sam Houston.

SECOND INT FOR MOORE

S **Oscar Moore** made his fourth career start at MTSU and came up with his second career interception in as many games. Moore also picked off a pass against WKU on Nov. 4.

BACK2BACK PICKS

S **Oscar Moore** became the first Miner since 2021 to pick off passes in consecutive games. S **Dy'vonne Inyang** picked off a pass against New Mexico on Sept. 25, 2021 and another against Old Dominion on Oct. 2.

2023 UTEP FOOTBALL TRENDS

OVERALL	3-8
VS. CONFERENCE USA	2-5
NONCONFERENCE RECORD	1-3
HOME	1-4
AWAY	2-4
DAY GAMES	0-3
NIGHT GAMES	3-5
VS. TOP 25 TEAMS	0-0
NEUTRAL	0-0
NATIONAL TV	2-5
CBSSN	0-2
ESPN2	2-1
ESPN+	1-3
PAC 12 NETWORK	0-1
BIG TEN NETWORK	0-1

OFFENSE

WHEN SCORING FIRST	1-2
WHEN THE OPPONENT SCORES FIRST	2-6
WHEN LEADING AT HALFTIME	1-1
WHEN TRAILING AT HALFTIME	1-5
WHEN TIED AT HALFTIME	1-2
WHEN LEADING AFTER THIRD QUARTER	2-0
WHEN TRAILING AFTER THIRD QUARTER	1-8
WHEN TIED AFTER THIRD QUARTER	0-0
IN OVERTIME GAMES	0-0
WHEN SCORING LESS THAN 20 POINTS	0-6
WHEN SCORING 20+ POINTS	2-1
WHEN SCORING 30+ POINTS	1-1
WHEN SCORING 40+ POINTS	0-0
WHEN RUSHING FOR < 100 YARDS	0-3
WHEN RUSHING FOR 100+ YARDS	1-4
WHEN RUSHING FOR 200+ YARDS	2-1
WHEN PASSING FOR 200+ YARDS	1-4
WHEN PASSING FOR 250+ YARDS	0-1
WHEN PASSING FOR 300+ YARDS	1-1
WHEN TOTALING < 300 YDS TOTAL OFFENSE	0-0
WHEN GAINING 300+ YDS TOTAL OFFENSE	3-8
WHEN HAVING NO TURNOVERS	2-1
WHEN HAVING LESS THAN 3 TURNOVERS	1-4
WHEN HAVING 3 OR MORE TURNOVERS	0-3
WHEN HAVING MORE THAN 30:00 TOP	3-6
WHEN HAVING LESS THAN 30:00 TOP	0-2

DEFENSE

WHEN ALLOWING LESS THAN 20 POINTS	2-1
WHEN ALLOWING 20+ POINTS	0-3
WHEN ALLOWING 30+ POINTS	1-4
WHEN ALLOWING < 100 YDS RUSHING	2-0
WHEN ALLOWING 100+ YDS RUSHING	1-4
WHEN ALLOWING 200+ YDS RUSHING	0-4
WHEN ALLOWING < 200 YARDS PASSING	0-5
WHEN ALLOWING 200+ YARDS PASSING	3-2
WHEN ALLOWING 250+ YARDS PASSING	0-1
WHEN ALLOWING 300+ YARDS PASSING	0-0
WHEN ALLOWING < 300 YDS TOTAL OFFENSE	0-3
WHEN ALLOWING 300+ YDS TOTAL OFFENSE	3-5
WHEN HAVING NO TAKEAWAYS	0-4
WHEN HAVING 3 OR LESS TAKEAWAYS	3-4

MINER NOTABLES

MORE ON MOORE

S **Oscar Moore** posted a career-high eight tackles at MTSU. His previous best was five at Sam Houston. On the season, Moore has tallied 21 tackles.

NATIONAL LEADER IN SOLO STOPS

LB **Tyrice Knight** has racked up a ton of solo tackles as he leads the nation with 78 and leading with his 7.1 solo tackles per game.

CAREER HIGH FOR KNIGHT

LB **Tyrice Knight** posted a career-high 3.5 tackles for loss at MTSU. His previous best was 2.5 against UNT in 2022.

KNIGHT'S TFL'S

LB **Tyrice Knight** ranks tied first in Conference USA with 15.5 tackles for loss. Nationally, he ranks tied 11th.

TYRICE TEARING THROUGH OFFENSES

LB **Tyrice Knight** ranks tied fourth in FBS with 125 total tackles and ranks tied no. 4 in FBS at 11.4 tackles per game. Knight ranks tied first in Conference USA and tied 11th in FBS with 15.5 tackles for loss. He's also added 4.5 sacks (16 yards), seven pass breakups, three QB hurries, two fumble recoveries and forced fumble.

KNIGHT'S DOUBLE-DIGIT EFFORTS

LB **Tyrice Knight** has recorded 18 double-digit tackle performances during his career, including seven in 2023 after posting 14 against WKU. The list started when Knight tallied 14 at UTSA and 11 against North Texas the last two games of the 2020 season. In 2021, he recorded double-digits five times, highlighted by his season-high 15 against Fresno State in the New Mexico Bowl. Also, that season he tallied 12 against UNM, 11 at UNT, 10 against UTSA and 10 more at UAB. In 2022, he added four more with 14 stops at UNM, 12 at Rice, 11 against UNT and 10 versus Middle Tennessee. The redshirt senior opened the campaign with 13 tackles at Jax State and followed with a career-high 16 tackles in a win over UIW. He recorded 14 tackles at Big Ten program Northwestern, then 15 against UNLV 10 more tackles against LA Tech.

RARE ACHIEVEMENT FOR KNIGHT

LB **Tyrice Knight**, after posting 12 tackles at Sam Houston, went over the century mark in 2023 thus far. He's the first Miner since LB **Troy Collavo** to register multiple 100-tackle seasons in a career. Knight tallied 102 tackles in 2021, while Collavo registered 112 tackles in 2005 and 125 in 2006. LB **Robert Rodriguez** did it three times - tallied 137 tackles in 2001, 135 in 2003 and 121 in 2004.

61 GAMES PLAYED

DE **Praise Amaewhule** played in his 60th game at MTSU and is looking to tie WR/RB **Walter Dawn Jr.** for the most games played by a Miner.

SACK KING BREAKING INTO PBU LIST

DE **Praise Amaewhule** added his 22nd career pass breakup at Sam Houston on Oct. 25 and ranks 10th on the program's all-time PBU list. Amaewhule is one behind **Darius Ellison** and **Weldon Cooks** with 23 each, ranking tied eighth.

PRAISE'S BLOCK PARTY

DE **Praise Amaewhule** ranks tied third in FBS with multiple players with two blocked kicks. Amaewhule most recently blocked a kick against NM State on Oct. 25 and at Arizona on Sept. 16. The 6-3 Amaewhule has tallied three career blocked kicks.

THE SACK KING

DE **Praise Amaewhule** added another sack to his school standard when he got to NM State QB **Diego Pavia** on Oct. 18. Amaewhule now has 22.5 sacks in his career. Amaewhule broke the school record on Oct. 11 at FIU when he brought down Panthers' QB **Keyone Jenkins**. He tallied 2.0 sacks in that game.

ALLEN'S SOLID SEASON

DB **Josiah Allen** made his ninth consecutive start at MTSU and tallied four tackles and a break up. Allen recorded a career-high eight tackles at Arizona, and added five against UNLV. Allen ranks fourth on the team with 38 tackles, while he's added a 0.5 sack, 2.0 TFL and five pass breakups this season.

TOP OF THE CUSA SACK LIST

DE **Maurice Westmoreland** ranks tied first in CUSA with 6.5 sacks after posting one at MTSU. DE **Kanious Vaughn** ranks no. 3 in Conference USA with 6.0 sacks and DE **Praise Amaewhule** ranks fifth with 5.0. LB **Tyrice Knight** is ranked tied for sixth with 4.5 on the season.

SACK ATTACK

The Miners are ranked third in Conference USA with 25 team sacks and third in CUSA with 2.3 sacks per game.

SEASON-HIGH PASS BREAKUPS

UTEP was credited a season-most eight pass breakups at MTSU. It's the most since posting eight against Boise State last season.

THE BREAKUP

CB **Torey Richardson** and CB **AJ Odums** are tied for the team lead with eight pass breakups, while ranking tied for second in Conference USA. LB **Tyrice Knight** ranks tied sixth in CUSA with seven breakups.

NO FLY ZONE

UTEP's pass defense (198.9 yards allowed per game) ranks second in Conference USA and 28th in FBS. Recently, the Miners allowed only 102 passing yards by WKU QB **Austin Reed** who ranks as one of the top signal callers in the nation.

NEAL GETTING AFTER IT

LB **James Neal**, in his first 11 career starts, ranks second on the team with 71 tackles while he's registered a sack, 1.5 TFLs, forced fumble, two pass breakups, four QB hurries, forced fumble, fumble recovery and an interception returned 30 yards at Sam Houston that helped the Miners rally for a win. Neal opened the season with 10 tackles at Jax State and followed with that with four stops, a sack and forced fumble against in a win over UIW.

WHAT'S THE BUZZ ABOUT

Redshirt freshman K **Buzz Flabiano** has made his last six field attempts after making his only attempt at Middle Tennessee. The contests prior, Flabiano made a career-high three field goals on three attempts at Sam Houston and went 2-for-2 against WKU. Overall on the season, he's 10-for-14 on field goals.

MOST POINTS FOR A KICKER SINCE '11

K **Buzz Flabiano** scored a career-high 13 points on a trio of made field goals and hitting four extra point attempts at Sam Houston on Oct. 25 on ESPN2. Flabiano scored the most points for a UTEP kicker since K **Dakota Warren's** 14 points at Tulane on Oct. 15, 2011. Warren made three FGs and made five PATs. He was named the Conference USA Special Teams Player of the Week as announced by league officials on Oct. 30.

BOOMING PUNT

P **Josh Sloan** hammered a punt for a career-best 65 yards at FIU on Oct. 11, topping his previous best of 63 (at UTSA, Nov. 14, 2020). More importantly, the thunderous punt also helped flip field position in the process with the Panthers being forced to start a drive at their own 6-yard line.

UTEP HEAD COACH



DANA

DIMEL

KANSAS STATE '86

SIXTH SEASON AT UTEP 12TH SEASON AS A HEAD COACH

Dana Dimel was named the 26th head coach in UTEP football history by Director of Athletics Jim Senter on Dec. 6, 2017. He enters his sixth season as UTEP head coach and his 12th season overall as a head coach in 2023.

UTEP finished 5-7 overall in 2022, coming within one win of securing back-to-back bowl bids for the first time in 17 years.

The Miners opened the campaign 1-3, but rebounded to win three of the next four games to even their mark at 4-4. Along the way, UTEP defeated heavily-favored Boise State, 27-10, on Sept. 23 on CBS Sports Network. The contest was highlighted by a Marcus Bellon 47-yard punt return for a touchdown that put the Miners up 20-10 late in the third quarter, and El Paso product Reynaldo Flores's late rushing score to hammer the final nail in the coffin. UTEP followed that victory with another at Charlotte the following week, 41-35, on Oct. 1. It was the first win ever in the eastern time zone for the program. The Miners scored two defensive touchdowns against the 49ers on a Tyrice Knight 13-yard fumble return and a 100-yard scoop-and-score from Jadrian Taylor. It was the first time the UTEP defense scored two touchdowns in a game since the 2014 season. Deion Hankins added 112 yards rushing, while Tyrin Smith reeled in four balls for 106 yards and two touchdowns. The Miners came up with a huge victory on Oct. 22 as Gavin Baechle nailed a game-winning, walk-off 27-yard field goal to defeat Florida Atlantic, 24-21. Win no. 5 came against FIU, 40-6, on Senior Day. Flores clipped the Owls for 128 yards on 13 carries and two touchdowns in his final game in the Sun Bowl. The Miners concluded the season at no. 25 UTSA, and took a 24-0 lead at the midway point of the second quarter. But the Roadrunners rallied to win 34-31.

Following the regular season, multiple Miners were honored with postseason awards, highlighted by Baechle's 2022 Conference USA Special Teams Player of the Year honor. With that, Baechle, Jeremiah Byers, and Taylor were named All-C-USA first team, while Praise Amaewhule, Hankins, Knight and Angelo Tejada were announced to the second team. The seven combined student-athletes on the all-conference team were the most since UTEP had nine players named to the 2006 team.

Twelve other Miners were named to the Honorable Mention list, including Dennis Barnes, Bellon, Steven Hubbard, Kobe Hylton, Elijah Klein, Justin Mayers, Andrew Meyer, Kelton Moss, Joshua Sloan, Keenan Stewart, Tyrin Smith, and Cal Wallerstedt.

The Miners were no. 1 in total defense in C-USA. The run defense ranked second in C-USA (136.0 ypg), while the pass defense ranked third (216.5) in the league. Taylor led the conference with 9.5 sacks, while Knight and Wallerstedt each totaled a team-high 95 tackles and ranking tied 10th at 7.9 tackles per game.

Offensively, Smith gained 1,039 yards on 71 receptions and seven touchdown receptions. Smith was only the eighth UTEP receiver all-time in program history to gain over 1,000 receiving yards in a single season. Smith was also one of three C-USA WRs to gain 1,000+ yard in the air during the '22 campaign.

Ronald Awatt led the Miners with 734 yards rushing to conclude his career, while Hankins tallied 701 yards and three scores. Flores gained 276 yards and led the team with five rushing touchdowns.

Following the campaign, Awatt signed a free-agent contract with the National Football League's San Francisco 49ers on April 29.

His first three seasons were all about laying the foundation for the revival of UTEP Football. The Miners experienced a wealth of success, finishing the regular season with a 7-6 overall record in 2021 – the first winning season in seven years. UTEP advanced to the PUBG MOBILE New Mexico Bowl against Mountain West program Fresno State. Wide receiver Jacob Cowing and defensive end Praise Amaewhule were selected as first team All-Conference USA performers, while linebacker Breon Hayward was selected second team All-C-USA.

The Miners opened the campaign with a convincing victory at NM State, defeating the Aggies 30-3. The triumph halted a three-game losing streak against the I-10 rival. UTEP proceeded to a 2-0 record after beating Bethune-Cookman, 38-28, in the Sun Bowl. After a setback at Boise State, the Miners went a four-game winning streak – defeating New Mexico (20-13), Old Dominion (28-21), Southern Miss (26-14) and LA Tech (19-3). The victory against the Bulldogs was the first for the Miners since 2004, and first win against LA Tech in El Paso since 1939. The Miners 6-1 start was the first since 2005. UTEP won game no. 7 on 'Senior Day' against Rice, 38-28, to clinch a winning campaign.

The Miners averaged 393.0 yards of total offense in 2021, the most since the 2009 season.

UTEP averaged over 140 yards on the ground, led by Ronald Awatt's 844 yards and six scores. Deion Hankins also rushed for six touchdowns in 2021, while gaining 458 yards.

The Miners averaged 252.5 yards passing per game, led by Gavin Hardison. The redshirt junior QB ranked third in Conference USA in passing yards per game (247.9), while tossing for 18 scores and 3,217 yards (fifth-most passing yards during a single season in program history). He was named honorable mention All-C-USA. Hardison was the first UTEP signal caller since 2009 to throw for over 3,000 yards in a season, while his TD tosses were the most since 2010. UTEP liked to air it out, ranking first in C-USA and third nationally in passing yards per completion (16.4).

Hardison played behind an O-line that ranked tied third in Conference USA in sacks allowed per game (1.46), while ranking tied 21st nationally.

Cowing produced career and program records during the 2021 season. Cowing's career-high 1,354 yards receiving ranked second on the program's all-time single-season list, while also being the first Miner since 2010 to gain over 1,000 in the air. Cowing's eight 100-yard games was the most by a Miner since 1965. Cowing added seven receiving touchdowns and a 53-yard rushing score.

Justin Garrett also produced career numbers during the 2021 campaign. He set career bests in receiving yards (685), receptions (50), yards per catch (13.7) and touchdowns (four in his final season at UTEP).

Tyrin Smith, UTEP's third option at WR, put up solid numbers. The transfer from Cisco College gained 570 yards on 33 receptions (17.3 avg.) and found pay dirt four times in his first season as a Miner.

UTEP's starting tight end Trent Thompson scored four touchdowns, including a 51-yard score at the New Mexico Bowl. Thompson caught nine passes for 133 yards during the season.

Rey Flores, an El Paso product from Ysleta High

School, gained 334 yards of all-purpose yards. The running back/wide receiver rushed for 130 yards and tallied 204 receiving yards on 13 catches (15.7 avg.). He added a two-point conversion at UAB.

UTEP ranked 18th nationally in time of possession (31:51). The Miners' red zone offense (85.0 percent) ranked third in the C-USA.

UTEP ranked second in Conference USA in total defense (348.8) – the highest ranking in total defense in over 12 seasons. The Miners ranked fourth in the league in scoring defense (25.2), the highest since 2012, while it was the lowest points yielded by a UTEP defense since 2004 (25.1). The Miners' rushing defense (138.6) ranked fifth in C-USA, while their third-down conversion percentage defense (32.6) ranked second in the C-USA and 12th nationally.

UTEP's defense harassed signal callers with 25 sacks during the 2021 season, the most since 2014. Jadrian Taylor, a 2021 honorable mention All-Conference USA defensive end, led the Miners with 6.5 sacks, and ranked sixth in C-USA. Amaewhule tallied 5.5 sacks to rank second on the squad. Amaewhule, who was named first team All-C-USA, also led the Miners in tackles for loss (13.0), quarterback hurries (10) and forced fumbles (three).

The Miners' passing defense ranked third in C-USA, giving up only 210.0 yards per game. It was the highest ranking by a UTEP pass defense since 2016. UTEP picked off eight passes, the most since 2014. Dy'vonne Inyang led the squad with three interceptions, while Dennis Barnes picked off two passes. Both were named honorable mention All-C-USA.

A pair of UTEP linebackers tallied over 100 tackles each. Hayward (108 tackles) and Tyrice Knight (102 tackles) accomplished the feat for the first time since the 2005 season. Hayward added a defensive touchdown at Southern Miss on a fumble forced by Amaewhule.

Defensive tackles Keenan Stewart and Kelton Moss were tabbed honorable mention All-C-USA after combining for 58 tackles, 8.0 tackles for loss and a QB hurry each. Stewart registered 2.0 sacks on the season while Moss recorded a key fumble recovery during UTEP's come-from-behind win against rival New Mexico.

In 2020, the Miners began to see results, as they tripled their win total while putting a much more talented and competitive product on the field. Two Miners -- Amaewhule and Cowing -- earned second team All-League honors, and two others -- offensive lineman Jeremiah Byers and running back Hankins -- were tabbed to the C-USA All-Freshman Team. Amaewhule ranked second in C-USA and 13th nationally in sacks (0.88 per game), and Cowing was second in C-USA in receiving yards per game (86.4). Hankins set UTEP freshman records for rushing yards (592) and rushing touchdowns (nine). He was third in C-USA in rushing touchdowns, and fifth in rushing yards per game (84.6).

A trio of talented underclassmen -- Cowing, Hankins and quarterback Gavin Hardison (1,419 yards passing in seven games) -- spearheaded the Miner offense in 2020, while senior wide receiver Justin Garrett chipped in with 38 catches for 510 yards. Meanwhile, the UTEP defense was also vastly improved from 2019, as Amaewhule led a unit that produced 47 tackles for losses and 13 sacks in the shortened campaign.

In 2019, Cowing led all Conference USA freshmen with 550 receiving yards. Cowing and Garrett both came on strong to conclude the campaign with 441

UTEP HEAD COACH

and 370 receiving yards respectively over the final six games. Cowing wasn't the only true freshman to make his mark in C-USA in 2019. Amaewhule was tabbed to the league's All-Freshman Team after tying for the team lead in tackles for losses (5.5) and sacks (three).

In 2018, Dimel led the Miners to their first victory in two years -- a 34-26 triumph at Rice. Dimel's first UTEP team featured second team All-Conference USA graduate transfer linebacker A.J. Hotchkins, who tied for the league lead with 126 tackles and finished 17th nationally in tackles per game (10.5). The 2019 Miners had two second team All-Conference performers in senior defensive end Denzel Chukwukelu, who tied for the team lead in tackles for losses (5.5) and sacks (three), and senior center Derron Gatewood, who made a productive return to the starting lineup after missing the entire 2018 campaign due to injury.

Numerous Miners have garnered honorable mention All-Conference USA accolades under Dimel, including defensive back Nik Needham in 2018. Needham finished his career as UTEP's all-time leader in pass breakups (33) and is currently with the Miami Dolphins.

Dimel was previously the head coach at the University of Wyoming and the University of Houston. He served as the offensive coordinator, running backs coach and tight ends coach at his alma mater, Kansas State University, from 2009-17. He also spent three seasons on the staff at the University of Arizona.

Dimel completed his third tour of duty with the Wildcats, including a year (2005) continuing work on his graduate degree. Working under legendary coach Bill Snyder, he was a part of 12 bowl teams during 19 seasons in Manhattan. The Wildcats posted an 11-win season (2012), two 10-win campaigns (1995, 2011) and five nine-win seasons (1993, 1994, 1996, 2014, 2016) during that span, and finished in the top-18 of the national poll on three occasions (2011, 2012, 2014). They won the Big 12 championship in 2012.

Dimel compiled the most wins of any active offensive coordinator in college football from 2011-17 (61), and was a part of eight straight bowl appearances including in 2017. The 2016 Wildcats defeated Texas, Texas A&M, Texas Tech, Baylor and TCU. With Dimel calling the plays over seven seasons, the Wildcats averaged 33.4 points per game and 6.2 yards per play. They ranked third nationally in fewest turnovers per game behind LSU and Alabama from 2011-17.

During Dimel's tenure as offensive coordinator, Kansas State routinely ranked among the nation's best teams in red zone and third down efficiency. In 2016, Kansas State rated 10th in the country in red zone offense and 22nd in third down conversions behind a

rushing attack that rated third-best in the Wildcat record book (3,013 yards).

In 2014, Kansas State led the nation in scoring efficiency (scoring drives/total drives), while the Wildcats ranked 11th in the country in team passing efficiency, 14th in red zone offense, 16th in passing offense and 24th in scoring offense. K-State was also 25th in third down conversions and 12th in fourth down conversions while shattering the school record for passing yards (3,736) and completion percentage (65.3). The Wildcats tallied 5,481 yards of offense (fourth in the school record book) and 465 points (sixth).

Dimel's play calling helped wide receiver Tyler Lockett leave K-State with the school's career receptions, receiving yards and receiving touchdown records, while quarterback Jake Waters broke the school marks for single-season passing yards (3,501) and total offensive yards (3,985).

Dimel's units found success again in 2013 as K-State rated eighth nationally in yards per completion and 13th in passing efficiency, while the Wildcats ranked fifth and third in school history in those respective categories. One of the best offenses in the nation on third downs (No. 13) and inside the red zone (No. 27), K-State ranked in the top-10 in school history in yards per play (second), total yards (fifth), passing yards (fifth) and points (eighth). John Hubert concluded his career as the Wildcats' no. 2 all-time leading rusher with 2,993 yards.

The 2012 season was another banner year on offense as Dimel co-coordinated an offense that finished in the top-25 nationally in nearly 10 categories, including a ninth-place ranking in yards per attempt, 11th in scoring offense and 13th in yards per completion. That year Dimel coached Heisman Trophy finalist Collin Klein, who passed for 2,641 yards and 16 touchdowns while rushing for 920 yards and 23 scores.

In 2011, Dimel led a rushing offense that saw Klein set a new Big 12 record and NCAA record by a quarterback with 27 rushing touchdowns while surpassing the 1,000-yard rushing mark on the season.

In 2010, the Wildcat offense ranked third in the Big 12 and in the top-25 nationally at 33.6 points per game. K-State was also ranked among the top-10 teams in the country in total red zone efficiency and No. 1 in touchdown percentage in the red zone.

In 2009 and 2010, Dimel had the charge of molding a former community college quarterback into a physical running back in the Big 12 Conference. That player was Daniel Thomas, and 2,850 yards and 30 touchdowns later, Thomas left Kansas State as a two-time Big 12 rushing champion, an All-American and the school's no. 3 all-time rusher.

Dimel started his career at K-State as a graduate assistant from 1987-88 prior to being elevated to offensive line coach in 1989. He took over as offensive coordinator in 1995. Overall Dimel spent 10 seasons in

Manhattan (1987-96) prior to accepting the head coaching position at Wyoming. At the time of his hire, he was the youngest Division I-A head coach in the nation at the age of 34.

Wyoming's three seasons at Wyoming (1997-99) produced a record of 22-13, with one eight-win season (1998, 8-3) and two seven-win campaigns (1997, 7-6 and 1999, 7-4). The Cowboys posted a combined conference mark of 14-9 while splitting time in the Western Athletic Conference (1997-98) and the Mountain West Conference (1999). In 1998, Wyoming was 6-2 in the WAC's Mountain Division, good for a second-place finish. Dimel coached three Academic All-Americans at Wyoming.

Dimel spent 2000-02 as the head coach at Houston. Spearheading a major rebuilding effort, he led the Cougars to five wins in 2002 following a 0-11 campaign in 2001. In Dimel's final game with the Cougars, Houston upset conference champion Louisville. Dimel brought in the top-ranked recruiting class in Conference USA in both 2001 and 2002 and coached Joffrey Reynolds, who broke the C-USA season rushing record with 1,545 yards.

He continued work on his graduate degree at Kansas State in 2005 prior to taking over as Arizona's tight ends coach and, eventually, run game coordinator from 2006-08. In 2008, he added running backs to his list of responsibilities as he was promoted to Associate Head Coach with the Wildcats. The 2008 Arizona squad finished 8-5 while posting a bowl victory (Las Vegas Bowl) for the first time in 10 years. Among Dimel's protégés at Arizona was Rob Gronkowski, who emerged as one of the top tight ends in NFL history with the New England Patriots.

During his initial tenure at K-State, Dimel coordinated an offense that established school records for touchdowns, points and yards in 1995. He mentored 11 offensive linemen who went on to sign NFL contracts over those 10 years, while he was also instrumental in developing All-Americans Barrett Brooks, Jim Hmielewski and Quentin Neujahr.

During his career as a head or assistant coach, Dimel has coached 37 players who have gone on to play in the NFL.

Dimel was a two-year letterman as an offensive lineman at Kansas State. He was a member of the Wildcats' All-Decade Team for the 1980's. He signed a free agent contract with the Minnesota Vikings and attended training camp in 1987.

He received a Bachelor of Arts degree in Marketing from Kansas State in 1986.

Dimel and his wife, Julie, have a son, Winston and a daughter, Josey. His son was a graduate transfer full-back on the UTEP football team in 2018. He previously played at Kansas State and scored 25 touchdowns over the three seasons. He was a three-time All-Big 12 player, garnering first team honors in 2015 and 2016.

DIMEL FILE

Personal

Hometown: Columbus, Ohio

Education

College: Kansas State

Playing Experience

1983-84: Hutchinson CC

1985-86: Kansas State

Coaching Experience

2018-Present: UTEP Head Coach

2011-17: Kansas State Co-Off. Coordinator

2009-10: Kansas State Co-OL Coordinator

2007-08: Arizona Assistant Head Coach

2006: Arizona Assistant Coach

2000-02: Houston Head Coach

1997-99: Wyoming Head Coach

1995-96: Kansas State Offensive Coordinator

1993-94: Kansas State Run Game Coordinator

1989-92: Kansas State Assistant Coach

1987-88: Kansas State Graduate Assistant



2023 STATISTICS

	UTEP	OPP
Scoring	211	300
Points per game	19.2	27.3
Points Off Turnovers	13	51
First Downs	206	206
Rushing	86	94
Passing	94	89
Penalty	26	23
Rushing Yardage	1682	1985
Yards gained rushing	1916	2215
Yards lost rushing	234	230
Rushing attempts	419	390
Average per rush	4.0	5.1
Average per game	152.9	180.5
TDs Rushing	13	23
Passing Yardage	2391	2188
Comp-Att-Int	164-302-11	172-300-6
Average per pass	7.9	7.3
Average per catch	14.6	12.7
Average per game	217.4	198.9
TDs Passing	12	15
Total offense	4073	4173
Total plays	721	690
Average per play	5.6	6.0
Average per game	370.3	379.4
Kick returns: #-Yards	12-236	21-347
Punt returns: #-Yards	8-96	13-181
Int returns: #-Yards	6-86	11-28
Kick return average	19.7	16.5
Punt return average	12.0	13.9
Int return average	14.3	2.5
Fumbles-Lost	9-6	14-3
Penalties-Yards	77-681	71-645
Average per game	61.9	58.6
Punts-Yards	47-2006	47-2096
Average per punt	42.7	44.6
Net punt average	37.6	39.1
Kickoffs-Yards	44-2621	58-3663
Average per kick	59.6	63.2
Net kick average	39.8	39.5
Time of possession / game	32:08	27:52
3rd-down conversion	49/147	60/141
3rd-down pct	33%	43%
4rd-down conversion	13/27	7/14
4rd-down pct	48%	50%
Sacks by-Yards	25-156	27-164
Misc Yards	0	0
Touchdowns scored	26	39
Field goals - attempts	10-14	9-13
On-Side kicks	0-2	1-1
Red-zone scores	(24-30) 80%	(37-41) 90%
Red-zone touchdowns	(15-30) 50%	(30-41) 73%
PAT-attempts	(25-26) 96%	(39-39) 100%
2-point conversion-attempts	(0-0) 0%	(0-0) 0%
Attendance	98719	107899
Games / Avg per game	5/19744	6/17983
Neutral site games	-	0/0

Score by Periods

Team	1st	2nd	3rd	4th	OT	TOT
UTEP	49	71	27	64	0	211
Opponents	73	76	86	65	0	300

2023 STATISTICS

Rushing

Player	gp	att	gain	loss	net	avg	td	lg	avg/g
Deion Hankins	11	152	805	11	794	5.2	4	54	72.2
Torrance Burgess Jr.	11	124	654	34	620	5.0	2	40	56.4
Mike Franklin	7	34	148	8	140	4.1	2	9	20.0
Ezell Jolly	4	15	56	3	53	3.5	0	14	13.3
Kevin Hurley	6	18	54	7	47	2.6	2	18	7.8
Jake McNamara	2	8	33	1	32	4.0	1	11	16.0
Emari White	10	2	20	0	20	10.0	0	17	2.0
Kelly Akharaiyi	11	1	7	0	7	7.0	0	7	0.6
Marcus Bellon	4	1	0	0	0	0.0	0	0	0.0
Marcus Vinson	11	1	0	0	0	0.0	0	0	0.0
Yamil Oaxaca	5	1	0	2	-2	-2.0	0	0	-0.4
Gavin Hardison	5	34	96	104	-8	-0.2	2	16	-1.6
Cade McConnell	6	26	43	62	-19	-0.7	0	13	-3.2
Team	11	2	0	2	-2	-1.0	0	0	-0.2
Total	11	419	1916	234	1682	4.0	13	54	152.9
Opponents	11	390	2215	230	1985	5.1	23	64	180.5

Passing

Player	gp	effic	comp-att-int	pct	yds	td	lg	avg/g
Cade McConnell	6	136.6	80-147-3	54.4	1273	6	80	212.2
Gavin Hardison	5	120.2	73-129-7	56.6	947	5	51	189.4
Kevin Hurley	6	120.9	8-19-0	42.1	139	1	40	23.2
Jake McNamara	2	52.7	3-7-1	42.9	32	0	15	16.0
Total	11	126.6	164-302-11	54.3	2391	12	80	217.4
Opponents	11	131.1	172-300-6	57.3	2188	15	85	198.9

Receiving

Player	gp	no.	yds	avg	td	lg	avg/g
Kelly Akharaiyi	11	43	924	21.5	7	80	84.0
Jeremiah Ballard	11	34	551	16.2	1	50	50.1
Tyrin Smith	4	19	191	10.1	1	24	47.8
Torrance Burgess Jr.	11	17	227	13.4	0	51	20.6
Marcus Bellon	4	10	97	9.7	0	20	24.3
Zach Fryar	11	9	57	6.3	1	19	5.2
Emari White	10	7	78	11.1	0	32	7.8
Deion Hankins	11	6	62	10.3	0	35	5.6
Ezell Jolly	4	5	32	6.4	0	20	8.0
Julian Lopez	11	3	16	5.3	0	8	1.5
Jostein Clarke	5	3	44	14.7	1	20	8.8
Mike Franklin	7	3	24	8.0	0	11	3.4
Javoni Gardere	3	2	37	18.5	1	25	12.3
Marcus Vinson	11	2	37	18.5	0	29	3.4
Luke Seib	4	1	14	14.0	0	14	3.5
Total	11	164	2391	14.6	12	80	217.4
Opponents	11	172	2188	12.7	15	85	198.9

Punt Returns

Player	no.	yds	avg	td	lg
Torrance Burgess Jr.	3	67	22.3	1	54
Marcus Bellon	4	24	6.0	0	22
Tyrin Smith	1	5	5.0	0	5
Total	8	96	12.0	1	54
Opponents	13	181	13.9	1	67

Interceptions

Player	no.	yds	avg	td	lg
Oscar Moore	2	39	19.5	0	29
Praise Amaewhule	1	17	17.0	0	17
James Neal	1	30	30.0	0	30
Torey Richardson	1	0	0.0	0	0
Trez Moore	1	0	0.0	0	0
Total	6	86	14.3	0	30
Opponents	11	28	2.5	0	28

Kick Returns

Player	no.	yds	avg	td	lg
Torrance Burgess Jr.	9	202	22.4	0	43
Caden Harris	2	34	17.0	0	28
Javoni Gardere	1	0	0.0	0	0
Total	12	236	19.7	0	43
Opponents	21	347	16.5	0	25

Fumble Returns

Player	no.	yds	avg	td	lg
Tyrice Knight	2	4	2.0	0	4
James Neal	1	0	0.0	0	0
Total	3	4	1.3	0	4
Opponents	6	37	6.2	0	22

2023 STATISTICS

Scoring

Player	td	fg	PAT			dpx	saf	pts
			kick	rush	rcv			
Buzz Flabiano	-	10-14	25-26	-	-	-	-	55
Kelly Akharaiyi	7	-	-	-	-	-	-	42
Deion Hankins	4	-	-	-	-	-	-	24
Torrance Burgess Jr.	3	-	-	-	-	-	-	18
Gavin Hardison	2	-	-	-	-	-	-	12
Kevin Hurley	2	-	-	-	-	-	-	12
Mike Franklin	2	-	-	-	-	-	-	12
Zach Fryar	1	-	-	-	-	-	-	6
Jeremiah Ballard	1	-	-	-	-	-	-	6
Jostein Clarke	1	-	-	-	-	-	-	6
Tyrin Smith	1	-	-	-	-	-	-	6
Jake McNamara	1	-	-	-	-	-	-	6
Javoni Gardere	1	-	-	-	-	-	-	6
Total	26	10-14	25-26	0	0	0	0	211
Opponents	39	9-13	39-39	0	0	0	0	300

Field Goals

Player	fg	pct.	01-19					lg	blk
			20-29	30-39	40-49	50-59	60-69		
Buzz Flabiano	10-14	71.4	0-0	4-4	5-6	1-4	0-0	43	0
Opponents	9-13	69.2	0-0	2-3	5-5	2-5	0-0	41	2

FG Sequence

Team Name	UTEP	Opponents
Northwestern	44	(40)
Jacksonville St.	43	(41),44
Arizona	(25)	45,(38)
Louisiana Tech	(36)	(32)
FIU	(37),33,(20),42	
Sam Houston	(23),(43),(32)	(),(22),(31)
Western Ky.	(22),(31)	
Middle Tenn.	(33)	(38),(24)
UNLV		(30)
New Mexico St.		45,25

All Purpose

Player	g	rush	rcv	pr	kr	ir	total	avg/g
Torrance Burgess Jr.	11	620	227	67	202	0	1116	101.5
Kelly Akharaiyi	11	7	924	0	0	0	931	84.6
Deion Hankins	11	794	62	0	0	0	856	77.8
Jeremiah Ballard	11	0	551	0	0	0	551	50.1
Tyrin Smith	4	0	191	5	0	0	196	49.0
Mike Franklin	7	140	24	0	0	0	164	23.4
Marcus Bellon	4	0	97	24	0	0	121	30.3
Emari White	10	20	78	0	0	0	98	9.8
Ezell Jolly	4	53	32	0	0	0	85	21.3
Zach Fryar	11	0	57	0	0	0	57	5.2
Kevin Hurley	6	47	0	0	0	0	47	7.8
Jostein Clarke	5	0	44	0	0	0	44	8.8
Oscar Moore	10	0	0	0	0	39	39	3.9
Javoni Gardere	3	0	37	0	0	0	37	12.3
Marcus Vinson	11	0	37	0	0	0	37	3.4
Caden Harris	2	0	0	0	34	0	34	17.0
Jake McNamara	2	32	0	0	0	0	32	16.0
James Neal	11	0	0	0	0	30	30	2.7
Praise Amaewhule	11	0	0	0	0	17	17	1.5
Julian Lopez	11	0	16	0	0	0	16	1.5
Luke Seib	4	0	14	0	0	0	14	3.5
Yamil Oaxaca	5	-2	0	0	0	0	-2	-0.4
Gavin Hardison	5	-8	0	0	0	0	-8	-1.6
Cade McConnell	6	-19	0	0	0	0	-19	-3.2
Team	11	-2	0	0	0	0	-2	-0.2
Total	11	1682	2391	96	236	86	4491	408.3
Opponents	11	1985	2188	181	347	28	4729	429.9

Total Offense

Player	g	plays	rush	pass	total	avg/g
Cade McConnell	6	173	-19	1273	1254	209.0
Gavin Hardison	5	163	-8	947	939	187.8
Deion Hankins	11	152	794	0	794	72.2
Torrance Burgess Jr.	11	124	620	0	620	56.4
Kevin Hurley	6	37	47	139	186	31.0
Mike Franklin	7	34	140	0	140	20.0
Jake McNamara	2	15	32	32	64	32.0
Ezell Jolly	4	15	53	0	53	13.3
Emari White	10	2	20	0	20	2.0
Kelly Akharaiyi	11	1	7	0	7	0.6
Yamil Oaxaca	5	1	-2	0	-2	-0.4
Team	11	0	-2	0	-2	-0.2
Total	11	721	1682	2391	4073	370.3
Opponents	11	690	1985	2188	4173	379.4

Punting

Player	no.	yds	avg	lg	tb	fc	i20	50+	blk
Joshua Sloan	46	2006	43.6	65	3	15	16	7	0
Team	1	0	0.0	0	0	0	0	0	1
Total	47	2006	42.7	65	3	15	16	7	1
Opponents	47	2096	44.6	66	8	9	20	15	0

Kickoffs

Player	no.	yds	avg	tb	ob	retn	net	ydln
Buzz Flabiano	42	2571	61.2	16	1			
Mark Ramos	2	50	25.0	0	0			
Total	44	2621	59.6	16	1	21	39.8	25
Opponents	58	3663	63.2	42	2	12	39.5	25

2023 STATISTICS

Team Defense

##	Player	gp	Tackles				Sacks	Pass defense			Fumbles		blkd	
			ua	a	tot	tfl/yds		no-yds	int-yds	brup	qbh	fr-yds	ff	kick
10	Tyrice Knight	11	78	47	125	15.5-36	4.5-16		7	3	2-4	1		
5	James Neal	11	26	45	71	1.5-2	1-0	1-30	2	4	1-0	1		
2	Kobe Hylton	9	26	23	49				3	2		2		
22	Josiah Allen	11	28	10	38	2-5	0.5-3		5					
54	Keenan Stewart	11	17	18	35	1.5-1				2				
0	Maurice Westmoreland	11	23	11	34	9.5-57	6.5-46		3	3		1		
1	AJ Odums	11	20	10	30				8					
23	Praise Amaewhule	11	15	14	29	6-41	5-39	1-17	2	11		2	2	
24	McKel Broussard	4	18	9	27	1-2								
8	Torey Richardson	11	19	7	26	2-5	0.5-1	1-0	8					
16	Tyler Williams	11	13	9	22				1	3				
11	Oscar Moore	10	17	4	21			2-39				1		
97	Kanious Vaughn	11	12	4	16	6-47	6-47			2		2		
12	Trejon Hugue	5	10	6	16	1-4			1					
7	KD Johnson	11	11	3	14					1				
98	Logologo Va'a	9	5	8	13	2.5-6				1				
50	Tevita Tafuna	4	4	7	11	0.5-1								
14	Amir Boyd-Matthews	10	10		10	1-1			3					
6	Jalen Rudolph	7	3	5	8	0.5-2				1				
99	Sione Tonga'uiha	10	1	7	8	1.5-3								
21	Stefan Cameron	11	4	4	8							1		
9	Trez Moore	4	3	3	6			1-0	1					
90	RaQuan Thompson	10	1	4	5	0.5-1				1				
42	Jake Hall	7	2	3	5	0.5-2								
13	Jayce Hunter	7	4	1	5									
32	Ilijah Johnson	6	3	1	4				1					
20	Kenny Byrd	11	2	2	4				1					
26	Lantz Russell	4		3	3									
18	John Burris III	11	1	2	3									
27	Davis Burns	11		3	3					1				
4	Kelly Akharaiyi	11	2		2									
29	Atiq Muhammad	6	1	1	2									
43	Osaiasi Taueli	9	1		1									
79	Elijah Klein	11	1		1									
5	Torrance Burgess Jr.	11	1		1									
15	Bryton Thompson	4	1		1	1-4	1-4			2				
8	Emari White	10	1		1									
44	Dimitri Madden	3	1		1									
37	Angelo Tejada	10		1	1									
30	Nate Dyman	4		1	1									
78	Aluma Nkele	9	1		1									
39	Brandon Shivers	5		1	1									
32	Kheagian Heckaman	4	1		1									
31	Matt Wann	2		1	1									
17	Judah Ezinwa	4	1		1									
28	Xavier Simmons	3	1		1									
38	Yamil Oaxaca	5		1	1									
40	Chase Bibler	8	1		1									
13	Joshua Sloan	11		1	1									
	Totals	11	394	280	674	54-220	25-156	6-86	46	37	3-4	11	2	0
	Opponents	11	344	394	738	63-237	27-164	11-28	44	42	6-37	5	1	0

2023 START CHART

OFFENSE

OPPONENT	LT	LG	C	RG	RT	WR	WR	TE/WR/RB	TE/FB/WR	RB	QB
at Jax State*	Hubbard	Mayers	Meyer	Klein	Z. Henry	Akharaiyi	Smith	Fryar	Lopez	Hankins	Hardison
UIW	Hubbard	Mayers	Meyer	Klein	Z. Henry	Akharaiyi	Smith	Fryar	Lopez	Hankins	Hardison
at Northwestern	Hubbard	Mayers	Meyer	Klein	Z. Henry	Akharaiyi	Smith	Fryar	Ballard	Hankins	Hardison
at Arizona	Z. Henry	Mayers	Meyer	Klein	Nkele	Akharaiyi	Smith	Fryar	Lopez	Hankins	Hardison
UNLV	Hubbard	Mayers	Meyer	Klein	Z. Henry	Akharaiyi	Ballard	Fryar	Boyd	Burgess Jr.	Hardison
LA Tech*	Hubbard	Mayers	Meyer	Klein	Z. Henry	Akharaiyi	Ballard	Fryar	Vinson	Hankins	Hurley
at FIU*	Z. Henry	Mayers	Meyer	Klein	Nkele	Akharaiyi	Ballard	Fryar	Lopez	Hankins	McConnell
NM State*	Z. Henry	Mayers	Meyer	Klein	Nkele	Akharaiyi	Ballard	Fryar	Lopez	Hankins	McConnell
at Sam Houston*	Z. Henry	Mayers	Meyer	Pitts III	Klein	Akharaiyi	Ballard	Fryar	Lopez	Hankins	McConnell
WKU*	Klein	Mayers	Meyer	Pitts III	Nkele	Akharaiyi	Ballard	Fryar	White	Hankins	McConnell
at MT*	Z. Henry	Mayers	Meyer	Klein	A. Henry	Akharaiyi	Ballard	Fryar	Lopez	Hankins	McConnell
Liberty*											

DEFENSE

OPPONENT	DE	DT	DT	DE	Mike	Will	CB	S	S	S	CB
at Jax State*	Amaewhule	Stewart	Tafuna	Westmoreland	Knight	Neal	Odums	Hylton	I. Johnson	Broussard	T. Moore
UIW	Amaewhule	Stewart	Tafuna	Westmoreland	Knight	Neal	Odums	Hugue	I. Johnson	Broussard	T. Moore
at Northwestern	Amaewhule	Stewart	Tafuna	Westmoreland	Knight	Neal	Odums	Hugue	Allen	Broussard	Richardson
at Arizona	Amaewhule	Stewart	Tafuna	Westmoreland	Knight	Neal	Odums	Hylton	Allen	Broussard	Richardson
UNLV	Amaewhule	Stewart	Tonga'uiha	Westmoreland	Knight	Neal	Odums	Hylton	Allen	O. Moore	Richardson
LA Tech*	Amaewhule	Stewart	Tonga'uiha	Westmoreland	Knight	Neal	Odums	Hylton	Allen	Williams	Richardson
at FIU*	Amaewhule	Stewart	Rudolph	Westmoreland	Knight	Neal	Odums	Hylton	Allen	Williams	Richardson
NM State*	Amaewhule	Stewart	Rudolph	Westmoreland	Knight	Neal	Odums	Hylton	Allen	Williams	Richardson
at Sam Houston*	Amaewhule	Stewart	Tonga'uiha	Westmoreland	Knight	Neal	Odums	Hylton	Allen	O. Moore	Richardson
WKU*	Amaewhule	Stewart	Tonga'uiha	Westmoreland	Knight	Neal	Odums	Hylton	Allen	O. Moore	Richardson
at MT*	Amaewhule	Stewart	Boyd-Mathews\$	Westmoreland	Knight	Neal	Odums	Hylton	Allen	O. Moore	Richardson
Liberty*											

\$ - made start at CB

2023 GAME-BY-GAME

RUSHING GAME-BY-GAME

Player	No-Yds/TD	JSU	UIW	NU	UA	UNLV	LATech	FIU	NMSU	SHSU	WestKy	MTSU
Deion Hankins	152-794/4	15-54/1	24-174/0	7-27/0	9-34/0	3-8/0	15-83/0	19-62/1	16-120/0	15-117/1	16-67/0	13-48/1
Torrance Burgess Jr.	124-620/2	12-58/0	10-85/1	7-34/0	8-22/0	19-99/1	11-68/0	20-86/0	8-25/0	13-52/0	15-86/0	1-5/0
Mike Franklin	34-140/2	8-28/0	9-53/1	4-13/0	3-10/0	DNP	DNP	DNP	-	6-20/1	DNP	4-16/0
Gavin Hardison	34--8/2	8-16/0	5-19/0	8-3/0	3--27/0	10--19/2	DNP	DNP	DNP	DNP	DNP	DNP
Cade McConnell	26--19/0	DNP	DNP	DNP	DNP	DNP	2-10/0	4--9/0	6--21/0	4-15/0	4--4/0	6--10/0
Kevin Hurley	18-47/2	DNP	DNP	DNP	1-0/0	DNP	12-41/0	-	1-1/1	1-1/1	3-4/0	DNP
Ezell Jolly	15-53/0	DNP	DNP	5-10/0	2-10/0	1-3/0	DNP	DNP	DNP	DNP	DNP	7-30/0
Jake McNamara	8-32/1	DNP	DNP	4-17/0	DNP	DNP	4-15/1	DNP	DNP	DNP	DNP	DNP
Emari White	2-20/0	DNP	-	-	-	-	-	-	-	1-17/0	1-3/0	-
Kelly Akharaiyi	1-7/0	-	-	-	-	-	1-7/0	-	-	-	-	-
Marcus Bellon	1-0/0	-	DNP	DNP	DNP	1-0/0	-	-	DNP	DNP	DNP	DNP
Marcus Vinson	1-0/0	-	-	-	-	-	1-0/0	-	-	-	-	-
Yamil Oaxaca	1--2/0	DNP	DNP	DNP	DNP	DNP	DNP	-	-	-	1--2/0	-

RECEIVING GAME-BY-GAME

Kelly Akharaiyi	43-924/7	4-102/1	1-6/0	5-53/0	-	4-92/0	3-37/0	8-223/2	1-6/0	6-126/1	5-141/1	6-138/2
Jeremiah Ballard	34-551/1	1-7/0	2-11/0	4-92/0	3-48/0	2-49/1	3-39/0	3-65/0	5-75/0	3-48/0	4-30/0	4-87/0
Tyrin Smith	19-191/1	5-38/0	4-49/1	5-40/0	5-64/0	DNP	DNP	DNP	DNP	DNP	DNP	DNP
Torrance Burgess Jr.	17-227/0	1-6/0	-	1-3/0	3-78/0	3-30/0	-	-	4-62/0	1-5/0	1--1/0	3-44/0
Marcus Bellon	10-97/0	2-8/0	DNP	DNP	DNP	4-50/0	3-25/0	1-14/0	DNP	DNP	DNP	DNP
Zach Fryar	9-57/1	2-25/0	-	2-11/1	2-18/0	-	-	-	1-4/0	1--5/0	1-4/0	-
Emari White	7-78/0	DNP	-	-	1-10/0	-	-	-	-	1-32/0	-	5-36/0
Deion Hankins	6-62/0	-	1-11/0	-	1-0/0	-	-	-	2-13/0	-	1-3/0	1-35/0
Ezell Jolly	5-32/0	DNP	DNP	-	1-20/0	-	DNP	DNP	DNP	DNP	DNP	4-12/0
Jostein Clarke	3-44/1	1-11/0	1-13/1	-	1-20/0	-	DNP	DNP	DNP	DNP	DNP	DNP
Mike Franklin	3-24/0	1-11/0	-	1-8/0	-	DNP	DNP	DNP	1-5/0	-	DNP	-
Julian Lopez	3-16/0	-	1-4/0	-	-	1-4/0	-	-	-	-	1-8/0	-
Javoni Gardere	2-37/1	DNP	DNP	DNP	1-25/1	DNP	DNP	DNP	DNP	DNP	-	1-12/0
Marcus Vinson	2-37/0	-	-	1-8/0	-	-	-	-	-	-	1-29/0	-
Luke Seib	1-14/0	DNP	DNP	DNP	DNP	DNP	DNP	-	1-14/0	-	DNP	-

PASSING GAME-BY-GAME

#2 Gavin Hardison	Comp	Att	Int	Pct	Yards	TD	Long	Sacked	Effic.
Jacksonville St.	17	29	2	58.6	208	1	32	2-17	116.5
UIW	10	13	0	76.9	94	2	24	1-5	188.4
Northwestern	17	25	2	68.0	192	1	36	4-18	129.7
Arizona	15	31	0	48.4	228	0	51	3-27	110.2
UNLV	14	31	3	45.2	225	1	29	4-32	97.4
Totals	73	129	7	56.6	947	5	51	14-99	120.2

#6 Jake McNamara	Comp	Att	Int	Pct	Yards	TD	Long	Sacked	Effic.
Northwestern	2	5	1	40.0	23	0	15	0-0	38.6
Louisiana Tech	1	2	0	50.0	9	0	9	0-0	87.8
Totals	3	7	1	42.9	32	0	15	0-0	52.7

#10 Kevin Hurley	Comp	Att	Int	Pct	Yards	TD	Long	Sacked	Effic.
Arizona	3	4	0	75.0	55	1	25	0-0	273.0
Louisiana Tech	4	14	0	28.6	44	0	16	1-6	55.0
FIU	1	1	0	100.0	40	0	40	0-0	436.0
Totals	8	19	0	42.1	139	1	40	1-6	120.9

#11 Cade McConnell	Comp	Att	Int	Pct	Yards	TD	Long	Sacked	Effic.
Louisiana Tech	4	11	0	36.4	48	0	26	0-0	73.0
FIU	11	17	0	64.7	262	2	80	2-7	233.0
New Mexico St.	15	32	0	46.9	179	0	40	4-24	93.9
Sam Houston	12	22	1	54.5	206	1	41	0-0	139.1
Western Ky.	14	24	1	58.3	214	1	62	3-15	138.6
Middle Tenn.	24	41	1	58.5	364	2	80	3-13	144.3
Totals	80	147	3	54.4	1273	6	80	12-59	136.6

2023 TEAM GAME-BY-GAME

Date	Opponent	Rushing				Receiving				Passing				Kick Returns				Punt Returns				tot off
		no.	yds	td	lg	no.	yds	td	lg	cmp-att-int	yds	td	lg	no.	yds	td	lg	no.	yds	td	lg	
08/26/2023	at Jacksonville St.	43	156	1	20	17	208	1	32	17-29-2	208	1	32	0	0	0	0	1	5	0	5	364
09/02/2023	UIW	50	329	2	40	10	94	2	24	10-13-0	94	2	24	1	22	0	22	0	0	0	0	423
09/09/2023	at Northwestern	35	104	0	16	19	215	1	36	19-30-3	215	1	36	4	83	0	28	1	5	0	5	319
09/16/2023	at Arizona	26	49	0	14	18	283	1	51	18-35-0	283	1	51	0	0	0	0	0	0	0	0	332
09/23/2023	UNLV	34	91	3	18	14	225	1	29	14-31-3	225	1	29	3	54	0	22	0	0	0	0	316
09/29/2023	Louisiana Tech	46	224	1	26	9	101	0	26	9-27-0	101	0	26	0	0	0	0	2	19	0	22	325
10/11/2023	at FIU	43	139	1	29	12	302	2	80	12-18-0	302	2	80	0	0	0	0	1	0	0	0	441
10/18/2023	New Mexico St.	31	125	1	54	15	179	0	40	15-32-0	179	0	40	0	0	0	0	0	0	0	0	304
10/25/2023	at Sam Houston	40	222	3	29	12	206	1	41	12-22-1	206	1	41	2	71	0	43	1	6	0	6	428
11/04/2023	Western Ky.	40	154	0	17	14	214	1	62	14-24-1	214	1	62	0	0	0	0	1	7	0	7	368
11/18/2023	at Middle Tenn.	31	89	1	16	24	364	2	80	24-41-1	364	2	80	2	6	0	6	1	54	1	54	453
UTEP		419	1682	13	54	164	2391	12	80	164-302-11	2391	12	80	12	236	0	43	8	96	1	54	4073
Opponents		390	1985	23	64	172	2188	15	85	172-300-6	2188	15	85	21	347	0	25	13	181	1	67	4173

UTEP Averages

Games	Avg/ rush	Avg/ catch	Pass effic	KR avg	PR avg	All purpose avg/game	Total offense avg/game
11	4.0	14.6	126.6	19.7	12.0	408.3	370.3

Date	Opponent	Tackles				Sacks	Fumble		Pass Defense			blkd kick	PAT attempts			off				
		ua	a	total	tfl-yds		no-yds	ff	fr-yds	int-yds	qbh		brup	kick	kick	rush	rcv	saf	t/o	pts
08/26/2023	at Jacksonville St.	33	36	69	4.0-10	1-5	0	0-0	0-0	2	2	0	2-2	0	0	0	0	0	0	14
09/02/2023	UIW	34	26	60	4.0-9	2-4	2	0-0	1-0	0	5	0	4-4	0	0	0	0	0	0	28
09/09/2023	at Northwestern	43	10	53	5.0-17	2-12	0	0-0	0-0	0	4	0	1-1	0	0	0	0	0	0	7
09/16/2023	at Arizona	40	36	76	4.0-18	3-14	1	1-4	0-0	3	1	1	1-1	0	0	0	0	0	0	10
09/23/2023	UNLV	42	32	74	3.0-5	0-0	0	0-0	1-17	9	5	0	4-4	0	0	0	0	0	0	28
09/29/2023	Louisiana Tech	27	24	51	5.0-34	2-27	2	0-0	0-0	2	5	0	1-1	0	0	0	0	0	0	10
10/11/2023	at FIU	36	26	62	9.0-65	8-60	3	1-0	1-0	5	4	0	3-3	0	0	0	0	3	27	
10/18/2023	New Mexico St.	30	28	58	8.0-29	3-13	0	0-0	0-0	7	4	1	1-1	0	0	0	0	0	0	7
10/25/2023	at Sam Houston	44	18	62	3.0-12	1-7	1	0-0	1-30	4	4	0	4-4	0	0	0	0	7	37	
11/04/2023	Western Ky.	21	28	49	3.0-7	1-5	0	0-0	1-10	3	4	0	1-1	0	0	0	0	0	0	13
11/18/2023	at Middle Tenn.	44	16	60	6.0-14	2-9	2	1-0	1-29	2	8	0	3-4	0	0	0	0	3	30	
UTEP		394	280	674	54.0-220	25-156	11	3-4	6-86	37	46	2	25-26	0	0	0	0	13	211	
Opponents		344	394	738	63.0-237	27-164	5	6-37	11-28	42	44	1	39-39	0	0	0	0	51	300	

Date	Opponent	Punting										Field Goals			Kickoffs			
		no.	yds	avg	long	blkd	tb	fc	50+	i20	md-att	long	blkd	no.	yds	avg	tb	ob
08/26/2023	at Jacksonville St.	4	164	41.0	56	0	0	0	1	1	0-1	0	0	2	110	55.0	0	0
09/02/2023	UIW	3	141	47.0	57	0	0	0	1	1	0-0	0	0	5	305	61.0	1	0
09/09/2023	at Northwestern	4	157	39.3	44	0	0	2	0	2	0-1	0	0	2	98	49.0	0	0
09/16/2023	at Arizona	7	285	40.7	44	0	0	3	0	5	1-1	25	0	3	137	45.7	0	0
09/23/2023	UNLV	5	177	35.4	49	1	0	3	0	0	0-0	0	0	5	323	64.6	2	0
09/29/2023	Louisiana Tech	6	275	45.8	59	0	1	1	1	1	1-1	36	0	3	195	65.0	3	0
10/11/2023	at FIU	4	176	44.0	65	0	1	0	1	2	2-4	37	0	6	351	58.5	0	0
10/18/2023	New Mexico St.	4	186	46.5	50	0	1	2	1	0	0-0	0	0	2	127	63.5	1	0
10/25/2023	at Sam Houston	3	143	47.7	54	0	0	0	1	1	3-3	43	0	7	413	59.0	4	1
11/04/2023	Western Ky.	4	169	42.3	49	0	0	3	0	2	2-2	31	0	3	195	65.0	3	0
11/18/2023	at Middle Tenn.	3	133	44.3	50	0	0	1	1	1	1-1	33	0	6	367	61.2	2	0
UTEP		47	2006	42.7	65	1	3	15	7	16	10-14	43	0	44	2621	59.6	16	1
Opponents		47	2096	44.6	66	0	8	9	15	20	9-13	41	2	58	3663	63.2	42	2

UTEP INDIVIDUAL CAREER HIGHS

KELLY AKHARAIYI (WR)

Points Scored _____ 12, 2x, last at MT (11/18/23)
 Receptions _____ 8, at FIU (10/11/23)
 Receiving yards _____ 223, at FIU (10/11/23)
 Receiving TDs _____ 2, 2x, last at MT (11/18/23)
 Long reception _____ 80, 2x, last at MT (11/18/23)
 Rush attempts _____ 1, at OU (9/3/22)
 Rush yards _____ -6, at OU (9/3/22)
 Long rush _____ -6, at OU (9/3/22)
 All-Purpose yards _____ 223, at FIU (10/11/23)

PRAYSE AMAEWHULE (DE)

Tackles _____ 8, 2x, last vs. UNLV (9/23/23)
 Sacks _____ 3.5, at LA Tech (10/10/20)
 Tackles for loss _____ 3.5, at LA Tech (10/10/20)
 Forced fumbles _____ 1, 7x, last, at FIU (10/11/23)
 Fumbles recovered _____ 1, 2x, last vs. UNT (8/27/22)
 Pass breakups _____ 4, at LA Tech (10/10/20)
 QB Hurries _____ 7, vs. UNM (9/25/21)
 Interceptions _____ 1, vs. UNLV (9/23/23)
 Blocked kicks _____ 1, 3x, last vs. NMSU (10/18/23)

JOSIAH ALLEN (CB)

Tackles _____ 8, at UA (9/16/23)
 Fumbles recovered _____ 1, at LA Tech (10/8/22)
 Tackles for loss _____ 0.5, 2x, last at NU (9/9/23)
 Pass Breakups _____ 2, vs. UIW (9/2/23)
 Sacks _____ 0.5, at NU (9/9/23)

JEREMIAH BALLARD (WR)

Points Scored _____ 6, 2x, last vs. UNLV (9/23/23)
 Receptions _____ 5, at OU (9/3/22)
 Receiving yards _____ 92, at NU (9/9/23)
 Receiving TDs _____ 1, 2x, last vs. UNLV (9/23/23)
 Long reception _____ 42, vs. BSU (9/23/22)

MARCUS BELLON (WR/PR)

Points Scored _____ 6, 2x, last at LA Tech (10/8/22)
 Receptions _____ 4, UNLV (9/23/23)
 Receiving yards _____ 61, at LA Tech (10/8/22)
 Receiving TDs _____ 1, at LA Tech (10/8/22)
 Long reception _____ 52, at LA Tech (10/8/22)
 Punt returns _____ 3, 2x, last at UNM (9/17/22)
 Punt Ret. Yards _____ 57, vs. BSU (9/23/22)
 Long Punt Ret. _____ 47, vs. BSU (9/23/22)
 Punt Ret. TD _____ 1, vs. BSU (9/23/22)
 All-purpose yards _____ 61, at LA Tech (10/8/22)
 KO Returns _____ 3, vs. MT (10/29/22)
 KO Ret. Yards _____ 51, vs. MT (10/29/22)
 Long KO Ret. _____ 20, vs. MT (10/29/22)

AMIR BOYD-MATTHEWS (CB)

Tackles _____ 4, 2x, last at UTSA (11/26/22)
 Pass Breakups _____ 1, vs. UIW (9/2/23)
 Tackles for loss _____ 1.0, at MT (11/18/23)

MCKEL BROUSSARD (S)

Tackles _____ 10, at UA (9/16/23)
 QB Hurries _____ 1, vs. UNM (9/25/21)
 Tackles for loss _____ 1.0, at NU (9/9/23)

TORRANCE BURGESS JR. (RB)

Points Scored _____ 6, 3x, last at MT (11/18/23)
 Rushing TDs _____ 1, 2x, last vs. UNLV (9/23/23)
 Rush Attempts _____ 19, vs. UNLV (9/23/23)
 Rushing Yards _____ 99, vs. UNLV (9/23/23)
 Long Rush _____ 40, vs. UIW (9/2/23)
 Receptions _____ 3, 2x, last vs. UNLV (9/23/23)
 Receiving Yards _____ 78, at UA (9/16/23)
 Long Reception _____ 51, at UA (9/16/23)
 All-purpose yards _____ 107, vs. UIW (9/2/23)
 Punt returns _____ 1, 3x, last at MT (11/18/23)
 Punt Ret. Yards _____ 54, at MT (11/18/23)
 Long Punt Ret. _____ 54, at MT (11/18/23)
 Punt Ret. TD _____ 1, at MT (11/18/23)
 KO Returns _____ 3, at NU (9/9/23)
 KO Ret. Yards _____ 71, at SH (10/25/23)
 Long KO Ret. _____ 43, at SH (10/25/23)

DAVIS BURNS (S)

Tackles _____ 2, at SH (10/25/23)
 QB Hurries _____ 1, at SH (10/25/23)

JOHN BURRIS III (CB)

Tackles _____ 1, 5x, last at UA (9/16/23)

KENNY BYRD (LB)

Tackles _____ 2, at FIU (10/11/23)
 Pass breakups _____ 1, at FIU (10/11/23)

STEFAN CAMERON (CB)

Tackles _____ 3, at SH (10/25/23)
 Forced Fumble _____ 1, vs. UIW (9/2/23)

JUSTEIN CLARKE (WR)

Points Scored _____ 6, vs. UIW (9/2/23)
 Receiving TDs _____ 1, vs. UIW (9/2/23)
 Receptions _____ 3, at LA Tech (10/8/22)
 Receiving Yards _____ 15, at LA Tech (10/8/22)
 Long Reception _____ 20, at UA (9/16/23)

NATE DYMAN (LB)

Tackles _____ 1, at JSU (8/26/23)

BUZZ FLABIANO (K)

Points scored _____ 13, at SH (10/25/23)
 Kick PATs _____ 4, 3x, last at SH (10/25/23)
 Points by kicking _____ 13, at SH (10/25/23)
 Field goals made _____ 3, at SH (10/25/23)
 Field goal attempts _____ 4, at FIU (10/11/23)
 Long field goal _____ 43, at SH (10/25/23)

MIKE FRANKLIN (RB)

Points Scored _____ 6, vs. UIW (9/2/23)
 Rushing TDs _____ 1, vs. UIW (9/2/23)
 Rush Attempts _____ 9, vs. UIW (9/2/23)
 Rushing Yards _____ 53, vs. UIW (9/2/23)
 Long Rush _____ 9, vs. UIW (9/2/23)
 Receptions _____ 1, at JSU (8/26/23)
 Receiving Yards _____ 11, at JSU (8/26/23)
 Long Reception _____ 11, at JSU (8/26/23)
 All-purpose yards _____ 53, vs. UIW (9/2/23)

ZACH FRYAR (TE)

Points Scored _____ 6, at NU (9/9/23)
 Receptions _____ 2, 2x, last at NU (9/9/23)
 Receiving Yards _____ 25, at JSU (8/26/23)
 Receiving TDs _____ 1, at NU (9/23/23)
 Long Reception _____ 19, at JSU (8/26/23)

JAVONI GARDERE (WR)

Points Scored _____ 6, at UA (9/16/23)
 Receptions _____ 1, 2x, last at MT (11/18/23)
 Receiving yards _____ 25, at UA (9/16/23)
 Receiving TDs _____ 1, at UA (9/16/23)
 Long reception _____ 25, at UA (9/16/23)

DEION HANKINS (RB)

Points Scored _____ 18, at ULM (9/26/20)
 Touchdowns _____ 3, at ULM (9/26/20)
 Rush attempts _____ 24, vs. UIW (9/2/23)
 Rushing yards _____ 174, vs. UIW (9/2/23)
 Rushing TDs _____ 3, at ULM (9/26/20)
 Long rush _____ 72, vs. FAU (10/22/22)
 Receptions _____ 2, at FAU (10/30/21)
 Receiving Yards _____ 16, at LA Tech (10/8/22)
 Long reception _____ 35, at MT (11/18/23)
 Total offense attempts _____ 24, vs. UIW (9/2/23)
 Total offense yards _____ 174, vs. UIW (9/2/23)
 All-purpose yards _____ 174, vs. UIW (9/2/23)

GAVIN HARDISON (QB)

Points Scored _____ 12, vs. UNLV (9/29/23)
 Pass attempts _____ 51, at LA Tech (10/8/22)
 Pass completions _____ 26, at OU (9/3/22)
 Pass yards _____ 366, vs. Rice (11/20/21)
 Pass TDs _____ 3, 2x, last vs. UTSA (11/6/21)
 Long pass _____ 82, at ULM (9/26/20)
 Rush attempts _____ 10, 3x, last vs. UNT (8/27/22)
 Rush yards _____ 50, at Charlotte (10/1/22)
 Rushing TDs _____ 2, vs. UNLV (9/23/23)
 Long rush _____ 29, at Charlotte (10/1/22)
 Total offense att. _____ 58, 2x, last at LA Tech (10/8/22)
 Total offense yards _____ 349, at LA Tech (10/8/22)
 All-purpose yards _____ 50, at Charlotte (10/1/22)

TREJON HUGUE (S)

Tackles _____ 6, vs. UIW (9/2/23)
 Tackle for Loss _____ 1.0, at UAB (11/27/21)
 Pass Breakups _____ 1, vs. UIW (9/2/23)

JAYCE HUNTER (S)

Tackles _____ 2, at FIU (10/11/23)

KEVIN HURLEY (QB)

Points Scored _____ 6, 2x, last at SH (10/25/23)
 Pass attempts _____ 4, at UA (9/16/23)
 Pass completions _____ 3, at UA (9/16/23)
 Pass yards _____ 55, at UA (9/16/23)
 Pass TDs _____ 1, at UA (9/16/23)
 Long pass _____ 40, at FIU (10/11/23)
 Rush attempts _____ 12, vs. LA Tech (9/29/23)
 Rush yards _____ 41, vs. LA Tech (9/29/23)
 Rushing TDs _____ 1, 2x, last at SH (10/25/23)
 Long rush _____ 18, vs. LA Tech (9/29/23)
 Total offense att. _____ 5, at UA (9/16/23)
 Total offense yards _____ 55, at UA (9/16/23)
 All-purpose yards _____ 41, vs. LA Tech (9/29/23)

KOBE HYLTON (S)

Tackles _____ 10, 2x, last at LA Tech (10/8/22)
 Tackle for Loss _____ 2.5, vs. UNT (8/27/22)
 Sacks _____ 0.5, vs. NMSU (9/10/22)
 QB Hurries _____ 3, at Charlotte (10/1/22)
 Forced fumbles _____ 1, 4x, last at FIU (10/11/23)
 Pass Breakups _____ 2, 2x, last at MT (11/18/23)
 Blocked kick _____ 1, at LA Tech (10/8/22)

ILIJAH JOHNSON (CB)

Tackles _____ 6, at Rice (11/3/22)
 Tackles for Loss _____ 1.0, vs. NMSU (9/10/22)
 Pass Breakups _____ 3, 2x, last vs. BSU (9/23/22)
 Interceptions _____ 1, 2x, last at Rice (11/3/22)

KD JOHNSON (DT)

Tackles _____ 3, vs. UNLV (9/23/23)
 QB Hurries _____ 1, vs. UNLV (9/23/23)

EZELL JOLLY (RB)

Rush attempts _____ 6, at NU (9/9/23)
 Rushing yards _____ 10, 2x, last at UA (9/16/23)
 Long rush _____ 6, at UA (9/16/23)
 Receptions _____ 1, at UA (9/16/23)
 Receiving Yards _____ 20, at UA (9/16/23)
 Long reception _____ 20, at UA (9/16/23)
 Total offense attempts _____ 6, at NU (9/9/23)
 Total offense yards _____ 30, at UA (9/16/23)
 All-purpose yards _____ 30, at UA (9/16/23)

TYRICE KNIGHT (LB)

Points Scored _____ 6, at Charlotte (10/1/22)
 Tackles _____ 16, vs. UIW (9/2/23)
 Sacks _____ 2.0, at UAB (11/27/21)
 Tackles for loss _____ 3.5, at MT (11/18/23)
 QB Hurries _____ 2, vs. Rice (11/20/21)
 Forced fumbles _____ 1, 5x, last at MT (11/18/23)
 Fumbles recovered _____ 1, 4x, last at MT (11/18/23)
 Touchdowns (FR) _____ 1, at Charlotte (10/1/22)
 Interceptions _____ 1, 2x, last vs. NMSU (9/10/22)
 Pass Breakups _____ 2, 2x, last vs. WKU (11/4/23)

UTEP INDIVIDUAL CAREER HIGHS

JULIAN LOPEZ (FB)

Receptions _____ 1, 3x, last vs. WKU (11/4/23)
 Receiving Yards _____ 8, vs. WKU (11/4/23)
 Long Reception _____ 8, vs. WKU (11/4/23)

CADE MCCONNELL (QB)

Pass attempts _____ 41, at MT (11/18/23)
 Pass completions _____ 24, at MT (11/18/23)
 Pass yards _____ 364, at MT (11/18/23)
 Pass TDs _____ 2, 2x, last at MT (11/18/23)
 Long pass _____ 80, 2x, last at MT (11/18/23)
 Rush attempts _____ 4, at FIU (10/11/23)
 Rush yards _____ 10, vs. LA Tech (9/29/23)
 Long rush _____ 6, vs. LA Tech (9/29/23)
 Total offense att. _____ 21, at FIU (10/11/23)
 Total offense yards _____ 253, at FIU (10/11/23)
 All-purpose yards _____ 10, vs. LA Tech (9/29/23)

OSCAR MOORE (S)

Tackles _____ 8, at MT (11/18/23)
 Interceptions _____ 1, 2x, last at MT (11/18/23)

TREZ MOORE (CB)

Tackles _____ 6, 2x, last vs. BSU (9/23/22)
 Pass Breakups _____ 1, 3x, at JSU (8/26/23)
 QB Hurries _____ 1, at Charlotte (10/1/22)
 Forced fumbles _____ 1, vs. FAU (10/22/22)
 Interceptions _____ 1, vs. UIW (9/2/23)

ATIQ MUHAMMAD (CB)

Tackles _____ 1, 2x, last at NU (9/9/23)

JAMES NEAL (LB)

Tackles _____ 10, at JSU (8/26/23)
 Tackle for Loss _____ 1.0, 2x last vs. UIW (9/2/23)
 Sacks _____ 1.0, 2x last vs. UIW (9/2/23)
 Fumbles recovered _____ 1, 2x, last at FIU (10/11/23)
 Forced fumbles _____ 1, vs. UIW (9/2/23)
 Pass Breakups _____ 1, vs. LA Tech (9/29/23)
 QB Hurries _____ 3, vs. NMSU (10/18/23)
 Interceptions _____ 1, at SH (10/25/23)

AJ ODUMS (CB)

Tackles _____ 5, at SH (10/25/23)
 Pass breakups _____ 3 vs. NMSU (10/18/23)

TOREY RICHARDSON (CB)

Tackles _____ 4, 2x, last vs. UNLV (9/23/23)
 Interceptions _____ 1, 2x, last at FIU (10/11/23)
 Pass breakups _____ 3, vs. UTSA (11/6/21)

JALEN RUDOLPH (DT)

Points Scored _____ 2, vs. LA Tech (10/16/21)
 Tackles _____ 3, vs. UTSA (11/6/21)
 Sacks _____ 1.0, at UTSA (11/26/22)
 Tackles for loss _____ 1.0, 5x, last at UTSA (11/26/22)

LANTZ RUSSELL (S)

Tackles _____ 1, 3x, last vs. LA Tech (9/29/23)

LUKE SEIB (TE)

Receptions _____ 1, vs. NMSU (10/18/23)
 Receiving Yards _____ 14, vs. NMSU (10/18/23)
 Long Reception _____ 14, vs. NMSU (10/18/23)
 All-purpose yards _____ 14, vs. NMSU (10/18/23)

BRANDON SHIVERS (CB)

Tackles _____ 1, at FIU 10/11/23)

JOSHUA SLOAN (P)

Punt Attempts _____ 8, 2x, last at UNT (11/13/21)
 Punt Yards _____ 333, at UNT (11/13/21)
 Longest Punt _____ 65, at FIU (10/11/23)
 Tackles _____ 1, 3x, last vs. UIW (9/2/23)
 Forced Fumble _____ 1, at Rice (11/3/22)

TYRIN SMITH (WR)

Points Scored _____ 12, vs. UTSA (11/6/21)
 Touchdowns _____ 2, vs. UTSA (11/6/21)
 Receptions _____ 10, vs. MT (10/29/22)
 Receiving Yards _____ 183, at UNM (9/17/22)
 Receiving TDs _____ 2, vs. UTSA (11/6/21)
 Long Reception _____ 76, at UNM (9/17/22)
 Rush attempts _____ 1, 2x, last at UNM (9/17/22)
 Rush yards _____ 14, vs. UNT (8/27/22)
 Long rush _____ 15, vs. FAU (10/22/22)
 All-purpose yards _____ 188, at UNM (9/17/22)
 Pass attempts _____ 1, at UTSA (11/26/22)
 Pass completions _____ 1, at UTSA (11/26/22)
 Pass yards _____ 56, at UTSA (11/26/22)
 Long pass _____ 56, at UTSA (11/26/22)

KEENAN STEWART (DT)

Tackles _____ 12, at LA Tech (10/10/20)
 Tackles for loss _____ 3.0, at Charlotte (10/24/20)
 Forced Fumbles _____ 1, at Charlotte (10/24/20)
 Fumbles recovered _____ 1, at LA Tech (10/8/22)
 Sacks _____ 1.0, 2x, last at Boise State (9/10/21)
 QB Hurries _____ 3, vs. BSU (9/23/22)
 Pass breakups _____ 1, at ULM (9/26/20)

TEVITA TAFUNA (DT)

Tackles _____ 5, at JSU (8/26/23)
 Tackles for Loss _____ 1.0, vs. Rice (11/20/21)
 QB Hurries _____ 1, at Boise State (9/10/21)
 Pass Breakups _____ 1, at UNM (9/17/22)
 Fumbles recovered _____ 1, vs. MT (10/29/22)

OSAIASI TAUელი (LB)

Tackles _____ 2, at UNM (9/17/22)

ANGELO TEJADA (LS)

Tackles _____ 1, 2x, last at SH (10/25/23)

BRYTON THOMPSON (DE)

Tackles _____ 3, vs. UNT (8/27/22)
 Tackles for loss _____ 1.0, 4x, last at UA (9/16/23)
 Forced fumbles _____ 1, vs. NMSU (9/10/22)
 Sacks _____ 1.0, 4x, last at UA (9/16/23)

RAQUAN THOMPSON (DL)

Tackles _____ 1, 3x, last vs. NMSU (10/18/23)
 Tackles for loss _____ 0.5, vs. UIW (9/2/23)
 QB Hurries _____ 1, at FIU (10/11/23)

SIONE TONGA'UIHA (DT)

Tackles _____ 3, 2x, last at Boise State (9/10/21)
 Sacks _____ 0.5, vs. NM State (9/10/22)
 Tackles for loss _____ 0.5, vs. NM State (9/10/22)
 QB Hurries _____ 1, at NM State (8/28/21)

LOGOLOGO VA'A (DT)

Tackles _____ 4, vs. UNLV (9/23/23)
 Tackles for loss _____ 1.0, 2x, last at NU (9/9/23)
 QB Hurries _____ 1, at SH (10/25/23)

KANIOUS VAUGHN (DE)

Tackles _____ 4, vs. NMSU (10/18/23)
 Sacks _____ 2.0, 2x, last vs. NMSU (10/18/23)
 Tackles for loss _____ 2.0, 2x, last vs. NMSU (10/18/23)
 Forced fumbles _____ 1, 2x, last at FIU (10/11/23)
 QB Hurries _____ 1, 2x, last at SH (10/25/23)

MARCUS VINSON (TE)

Receptions _____ 1, 2x, last vs. WKU (11/4/23)
 Receiving Yards _____ 29, vs. WKU (11/4/23)
 Long Reception _____ 29, vs. WKU (11/4/23)

CARTRAVEN WALKER (RB)

Rush Attempts _____ 2, at OU (9/3/22)
 Rush Yards _____ 9, at OU (9/3/22)
 Long Rush _____ 7, at OU (9/3/22)

MAURICE WESTMORELAND (DE)

Tackles _____ 6, at FIU (10/11/23)
 QB Hurries _____ 1, 3x, last at FIU (10/11/23)
 Tackles for loss _____ 3.5, at FIU (10/11/23)
 Sacks _____ 2.5, at FIU (10/11/23)
 Pass breakups _____ 2, vs. UNLV (9/23/23)
 Forced fumbles _____ 1, at SH (10/25/23)

EMARI WHITE (WR)

Receptions _____ 5, at MT (11/18/23)
 Receiving Yards _____ 36, at MT (11/18/23)
 Long Reception _____ 32, at SH (10/25/23)
 Rush attempts _____ 1, at SH (10/25/23)
 Rush yards _____ 17, at SH (10/25/23)
 Long rush _____ 17, at SH (10/25/23)
 All-purpose yards _____ 49, at SH (10/25/23)

TYLER WILLIAMS (DB)


Tackles _____ 9, at FIU (10/11/23)
 Pass breakups _____ 1, vs. UNLV (9/23/23)
 QB Hurries _____ 1, 2x, last at FIU (10/11/23)

JEROME WILSON JR. (LB)

Tackles _____ 6, at Texas (9/12/20)
 Tackles for loss _____ 0.5, 2x, Last vs. UNT (12/11/20)
 QB Hurries _____ 1, vs. UNT (8/27/22)

UTEP FOOTBALL 2023 RECAPS

Game #1

 UTEP (0-1, 0-1)	14
Jax State (1-0, 1-0)	17

Jacksonville, Ala. • JSU Stadium (17,982)
Aug. 26, 2023

UTEP had possession in the final seconds with a chance to win, but missed on a pair of plays, sending Jacksonville State to a narrow 17-14 victory on Aug. 26 at Burgess-Snow Field at JSU Stadium.

The Gamecocks (1-0, 1-0 Conference USA) opened with a victory in their first ever game as an FBS program and first in CUSA. The Miners (0-1, 0-1 CUSA) outgained their opponent 364 to 275 yards of total offense and 22 to 15 on first downs. UTEP controlled the clock at 34:38 to JSU's 25:22, but the Gamecocks rushed for 208 yards on 44 attempts (4.7 avg.) and two scores.

Gavin Hardison 17-of-29 for 208 and a TD with a pair of interceptions, including his second pick in the final seconds that clinched the win for JSU. Hardison's TD gives him 36 in his career, now ranking third on the program's all-time list.

The Miners forced the Gamecocks to punt getting the ball back at their own 12 with 4:41 left in the contest. Hardison found Kelly Akharaiyi on a 21-yard pass to the JSU 44, and followed that with an 11-yard run to the JSU 33. After Torrance Burgess Jr. tallied nine yards on a back-to-back carries to the JSU 24, Hardison missed on Akharaiyi in the end zone on a play broken up by Derek Carter.

UTEP went for it on a fourth-and-1, but Jeremiah Harris picked off Hardison's pass to seal the win.

Burgess Jr. led the team with a career-high 58 yards, while Deion Hankins rushed for 54 yards and a score. Akharaiyi gained a career-high 104 yards on four receptions with a score.

Jax State took a 17-7 lead following a Malik Jackson rushing score, but UTEP got within three points (17-14).

SCORE BY QUARTERS

TEAM	1ST	2ND	3RD	4TH	TOTAL
UTEP	0	7	0	7	14
JSU	3	7	7	0	17

QTR TIME SCORING PLAY

1st	04:57	JSU - Karajic 41-yard FG, 10-24, 03:03
2nd	13:26	JSU - Wiggins 4-yard rush (Karajic kick), 12-80, 03:40
	00:00	UTEP - Hankins 1-yard rush (Flabiano kick), 9-74, 01:31
3rd	07:47	JSU - Jackson 7-yard rush (Karajic kick), 3-66, 01:13
4th	12:19	UTEP - Akharaiyi 32-yard pass from Hardison (Flabiano kick), 8-74, 04:02

TEAM STATISTICS

	UTEP	JSU
First Downs	22	15
Rushing Attempts-Yards	43-156	44-208
Passing Yards	208	67
Passes	17-29-2	10-20-0
Total Offense	364	275
Punt Returns-Yards	1-5	1-1
Kickoff Returns-Yards	0-0	0-0
Punts-Average	4-41.0	5-45.8
Fumbles-Lost	0-0	0-0
Penalties-Yards	5-55	5-52
Time of Possession	34:38	25:22

UTEP Leaders

Passing	C-A-I	YDS	TD	LG
Hardison	17-29-2	208	1	32

Rushing	ATT.	YDS	TD	LG
Burgess Jr.	12	58	0	19
Hankins	15	54	1	20

Receiving	Rec.	YDS	TD	LG
Akharaiyi	4	102	1	32
Smith	5	38	0	11

Tackles	U-A-T	Sack-YD	TFL-YD	FF
Knight	7-6-13	0.0-0	0.5-0	0
Neal	1-9-10	0.0-0	0.0-0	0

JSU Leaders

Passing	C-A-I	YDS	TD	LG
Webb	10-20-0	67	0	17

Rushing	ATT.	YDS	TD	LG
Jackson	13	76	1	44
Wiggins	13	63	1	15

Receiving	Rec.	YDS	TD	LG
Petway	3	13	0	5
Wiggins	3	24	0	17

Tackles	U-A-T	Sack-YD	TFL-YD	INT
Drake	3-8-11	0.0-0	0.0-0	0
Harris	3-5-8	0.0-0	0.0-0	1

Game #2

 UIW (0-1)	14
UTEP (1-1, 0-1)	28

El Paso, Texas • Sun Bowl Stadium (30,738)
Sept. 2, 2023

A trio of UTEP running backs hit career highs as Deion Hankins (174 yards), Torrance Burgess Jr. (85 yards) and Mike Franklin (53 yards) led a rushing attack that piled up 329 yards, while the defense pitched a second-half shutout in a 28-14 victory on "Miner Magic/80's Night" in front of 30,738 fans in the Sun Bowl.

The Miners' big offensive line helped pound out 50 rushing attempts that averaged 6.6 yards per carry. Burgess Jr. scored his first career touchdown on a 40-yard dash to pay dirt, and Franklin also found the end zone for the first time in his UTEP career on a three-yard plunge that put UTEP up 14 points at the 7:08 mark of the fourth.

A third Miner also scored his first career touchdown as Jostein Clarke hauled in a 13-yard scoring reception that tied the game at 14 apiece late in the first half.

Tyrin Smith's first TD of the season gave the Miners the go-ahead lead on a 24-yard scoring strike from Gavin Hardison. Smith finished with team highs in receptions (five) and receiving yards (49). Hardison tossed a pair of touchdowns on 10-of-13 passing for 94 yards.

With the score tied at 14-14, the UTEP defense came out of the locker room for the second half and shutdown the Cardinals. UTEP held UIW to only 14 yards of total offense in the third quarter, and 56 in the fourth. UIW finished 5-of-14 on third-down conversions.

Tyrice Knight led the defensive attack with a career-high 16 tackles, while adding a sack. After UTEP's final TD in the fourth, Trez Moore intercepted his first career pass with 5:58 left to play in the contest. Trejon Hugue, in his first ever start, tallied a career-best six tackles and added his first career pass breakup.

SCORE BY QUARTERS

TEAM	1ST	2ND	3RD	4TH	TOTAL
UIW	7	7	0	0	14
UTEP	7	7	7	7	28

QTR TIME SCORING PLAY

1st	10:46	UIW - Porter 34-yard pass from Calzada (Lawler kick), 4-44, 01:24
	06:52	UTEP - Burgess Jr. 40-yard rush (Flabiano kick), 8-75, 03:54
2nd	10:42	UIW - Stiggers 5-yard rush (Lawler kick), 7-92, 02:29
	04:52	UTEP - Clarke 13-yard pass from Hardison (Flabiano kick), 10-78, 05:43
3rd	06:40	UTEP - Smith 24-yard pass from Hardison (Flabiano kick), 12-75, 08:20
4th	08:47	UTEP - Franklin 3-yard rush (Flabiano kick), 12-96, 07:08

TEAM STATISTICS

	UIW	UTEP
First Downs	19	25
Rushing Attempts-Yards	27-63	50-329
Passing Yards	245	94
Passes	18-31-1	10-13-0
Total Offense	308	423
Punt Returns-Yards	2-38	0-0
Kickoff Returns-Yards	4-80	1-22
Punts-Average	4-46.2	3-47.0
Fumbles-Lost	2-0	0-0
Penalties-Yards	10-93	10-97
Time of Possession	24:28	35:32

UTEP Leaders

Passing	C-A-I	YDS	TD	LG
Hardison	10-13-0	94	2	24

Rushing	ATT.	YDS	TD	LG
Hankins	24	174	0	20
Burgess Jr.	10	85	1	40

Receiving	Rec.	YDS	TD	LG
Smith	4	49	1	24
Ballard	2	11	0	7

Tackles	U-A-T	Sack-YD	TFL-YD	PBU
Knight	10-6-16	1.0-4	2.5-8	0
Hugue	5-1-6	0.0-0	0.0-0	1

UIW Leaders

Passing	C-A-I	YDS	TD	LG
Calzada	18-31-1	245	1	61

Rushing	ATT.	YDS	TD	LG
Siggers	12	39	1	9
Wiley	7	11	0	7

Receiving	Rec.	YDS	TD	LG
Porter	6	94	1	34
Campbell	4	42	0	15

Tackles	U-A-T	Sack-YD	TFL-YD	INT
Rich	3-7-10	0.0-0	0.0-0	0
Foster	2-7-9	0.0-0	0.0-0	0

UTEP FOOTBALL 2023 RECAPS

Game #3

	UTEP (1-2, 0-1)	7
	Northwestern (1-1, 0-1)	38

Evanston, Ill. • Ryan Field (14,851)
Sept. 9, 2023

UTEP battled Big Ten opponent Northwestern, going into the locker room tied at the half, but the Wildcats (1-1) outscored the Miners (1-2) 31-0 in the second at Ryan Field on Saturday afternoon.

With the count 7-7, Northwestern opened the second half with a 13-play, 79-yard drive that took over six minutes off the clock. Thomas Gordon was wide open the scoring play, walking into the end zone on an 18-yard reception.

Gavin Hardison followed with his second interception of the game as NU's Xander Mueller returned the pick to the UTEP three-yard line. The Wildcats capitalized, as Ben Bryant scored on a one-yard QB keeper three plays later at the 6:03 mark of the third quarter to go up 21-7 and the Wildcats never looked back.

NU won its first game on American soil since defeating Rutgers in Evanston on Oct. 16, 2021, and first win since the 2022 opener in Dublin, Ireland.

Hardison started the game 7-for-8 and finished 17-of-25 for 192 yards, a passing score and two interceptions. Jeremiah Ballard tallied a career-high 92 yards on four receptions.

A pair of freshmen saw action on Ryan Field in the fourth. Redshirt freshman Jake McNamara saw action in the fourth quarter, throwing for 23 yards (2-5) and an interception. True freshman RB Ezell Jolly tallied 10 yards on five rushes.

Northwestern outgained UTEP 391 yards to 319. The Wildcats ran up 268 yards of total offense in the dominant second half to the Miners' 116 yards. The NU defense yielded UTEP's rushing attack to 104 yards on 35 carries (3.0 avg.).

UTEP finished 3-for-13 on third down conversions, while NU was 6-11.

SCORE BY QUARTERS

TEAM	1ST	2ND	3RD	4TH	TOTAL
UTEP	7	0	0	7	7
NU	7	0	21	10	38

QTR TIME SCORING PLAY

1st	11:08	UTEP - Fryar 4-yard pass from Hardison (Flabiano kick), 8-70, 03:52
	07:46	NU - Lausch 6-yard rush (Olsen kick), 8-71, 03:22
3rd	08:19	NU - Gordon 18-yard pass from Bryant (Olsen kick), 13-79, 06:36
	06:03	NU - Bryant 1-yard rush (Olsen kick), 3-3, 01:27
	02:51	NU - Homon 85-yard pass from Hilinski (Olsen kick), 3-88, 01:26
4th	07:07	NU - Henning 4-yard rush (Olsen kick), 8-90, 05:25
	03:53	NU - Olsen 40-yard FG, 4-9, 01:16

TEAM STATISTICS

	UTEP	NU
First Downs	19	17
Rushing Attempts-Yards	35-104	39-184
Passing Yards	215	207
Passes	19-30-3	13-20-0
Total Offense	319	391
Punt Returns-Yards	1-5	0-0
Kickoff Returns-Yards	4-83	1-18
Punts-Average	4-39.2	4-41.2
Fumbles-Lost	0-0	0-0
Penalties-Yards	6-42	4-33
Time of Possession	31:21	23:23

UTEP Leaders

Passing	C-A-I	YDS	TD	LG
Hardison	17-25-2	192	1	36

Rushing	ATT.	YDS	TD	LG
Burgess Jr.	7	34	0	12
Hankins	7	27	0	12

Receiving	Rec.	YDS	TD	LG
Akharaiyi	5	53	0	18
Smith	5	40	0	21

Tackles	U-A-T	Sack-YD	TFL-YD	PBU
Knight	11-3-14	0.5-3	1.5-4	0
Neal	6-2-8	0.0-0	0.0-0	1

NU Leaders


Passing	C-A-I	YDS	TD	LG
Webb	10-20-0	67	0	17

Rushing	ATT.	YDS	TD	LG
Jackson	13	76	1	44
Wiggins	13	63	1	15

Receiving	Rec.	YDS	TD	LG
Petway	3	13	0	5
Wiggins	3	24	0	17

Tackles	U-A-T	Sack-YD	TFL-YD	INT
Heard II	6-1-7	1.0-2	1.0-2	0
Mueller	5-2-7	1.0-3	1.5-4	1

Game #4

	UTEP (1-3, 0-1)	10
	Arizona (2-1, 0-0)	31

Tucson, Ariz. • Arizona Stadium (44,182)
Sept. 16, 2023

Arizona ran up a season-high 544 yards of total offense on its way to a 31-10 win over UTEP on Sept. 16 in Arizona Stadium in front of 44,182 in attendance.

The Miners (1-3) totaled 332 yards, including 75 yards on seven plays on their final drive to get into the end zone. Backup QB Kevin Hurley threw a 25-yard TD toss to Javoni Gardere with 1:32 remaining in the game. UTEP only tallied 49 rushing yards on 26 attempts (1.9 avg.) and gained 13 first downs.

The Wildcats (2-1) ran for 244 yards rushing on 32 carries (7.6 avg.) led by Michael Wiley's 83 with a touchdown. Jonah Colman gained 71 yards on the ground. Former UTEP WR Jacob Cowing hauled in 10 receptions for 84 yards and a score. Jayden de Laura threw for 285 yards on 23-of-29 passing and three touchdowns. Tetairoa McMillian (six rec., 89 yards) and Montana Lemonious-Craig (two rec., 30 yards) were on the other end of those TD tosses.

Gavin Hardison finished 15-of-31 for 228 yards, while Hurley - in relief - went 3-of-4 for 55 yards and a score. Torrance Burgess Jr. tallied a career-high 78 yards on a career-most three receptions, including a career-long reception of 51 yards. Tyrin Smith registered 64 yards on five receptions.

The Wildcats, on their second possession, turned the ball over after Kobe Hylton forced a fumble that was recovered by Tyrice Knight at the UTEP 48. UTEP couldn't take advantage, being forced to punt. Arizona got on the board first on a 92-yard, seven-play scoring drive that resulted in a McMillian 18-yard scoring pass from de Laura at the 14:53 mark of the second quarter.

UTEP made it a 7-3 contest after a seven-play, 65-yard drive. The possession was sparked by Burgess Jr.'s 51-yard catch to the Arizona 13-yard line. Buzz Flabiano capped the drive with his first career field goal from 25 yards out with 5:13 remaining in the first half.

SCORE BY QUARTERS

TEAM	1ST	2ND	3RD	4TH	TOTAL
UTEP	0	3	0	7	10
UA	0	14	10	7	31

QTR TIME SCORING PLAY

2nd	14:53	UA - McMillan 18-yard pass from de Laura (Loop kick), 7-92, 02:38
	05:13	UTEP - Flabiano 25-yard FG, 7-65, 03:40
	01:23	UTEP - Wiley 3-yard rush (Loops kick), 10-74, 03:44
3rd	08:59	UA - Loop 38-yard FG, 8-54, 04:33
	02:42	UA - Cowing 2-yard pass from de Laura (Loop kick), 3-26, 01:26
4th	09:19	UA - Henning 4-yard rush (Olsen kick), 8-90, 05:25
	01:32	UTEP - Gardere 25-yard pass from Hurley (Flabiano kick), 7-75, 03:12

TEAM STATISTICS

	UTEP	UA
First Downs	13	26
Rushing Attempts-Yards	26-49	32-244
Passing Yards	283	300
Passes	18-35-0	25-32-0
Total Offense	332	544
Punt Returns-Yards	0-0	1-0
Kickoff Returns-Yards	0-0	3-42
Punts-Average	7-40.7	3-34.0
Fumbles-Lost	1-1	1-1
Penalties-Yards	6-60	6-34
Time of Possession	29:43	30:17

UTEP Leaders

Passing	C-A-I	YDS	TD	LG
Hardison	15-31-2	228	0	51

Rushing	ATT.	YDS	TD	LG
Hankins	9	34	0	14
Burgess Jr.	8	22	0	8

Receiving	Rec.	YDS	TD	LG
Smith	5	64	0	20
Smith	3	78	0	51

Tackles	U-A-T	Sack-YD	TFL-YD	FF
Broussard	5-5-10	0.0-0	0.0-0	0
Hylton	6-3-9	0.0-0	0.0-0	1

UA Leaders

Passing	C-A-I	YDS	TD	LG
de Laura	23-29-0	285	3	37


Rushing	ATT.	YDS	TD	LG
Wiley	17	83	1	17
Coleman	3	71	0	59

Receiving	Rec.	YDS	TD	LG
Cowing	10	84	1	16
McMillan	6	89	1	37

Tackles	U-A-T	Sack-YD	TFL-YD	QBH
Flowe	3-8-11	0.0-0	0.0-0	0
Manu	1-5-6	1.0-13	1.0-13	1

UTEP FOOTBALL 2023 RECAPS

Game #5

	UNLV (3-1)	45
	UTEP (1-4, 0-1)	28

**El Paso, Texas • Sun Bowl Stadium (28,042)
Sept. 23, 2023**

UNLV racked up 307 yards on the ground and six rushing touchdowns as the Rebels (3-1) defeated the Miners (1-4), 45-28, on Sept. 23.

Torrance Burgess Jr. rushed for a career-high 99 yards on 19 carries (5.2 avg.), while Kelly Akharaiyi, after no receptions on eight targets last week, responded with 92 yards on four catches.

Despite the defense yielding 497 yards of total offense, Tyrice Knight amassed 15 more tackles, including 13 solo stops. Praise Amaewhule tied his career best with eight tackles and picked off his first career pass.

But UNLV's rushing attack was stellar as Jai'Den Thomas had a game-high 100 yards and four rushing touchdowns, Vincent Davis tallied 97 yards on the ground, Courtney Reese recorded 58 yards and a score, and Donavyn Lester added a touchdown.

UNLV jumped out to an early 7-0 lead at the 9:27 mark when Thomas rushed for a 12-yard score. The Rebels scored on the first play of their drive following a blocked punt. UNLV's Cameren Jenkins blocked a Joshua Sloan attempt that was recovered at the UTEP 12.

UTEP answered on the ensuing possession. The Miners drove the ball 75 yards on 10 plays that was capped a Gavin Hardison one-yard QB sneak to pay dirt. The key play on the drive was a Marcus Bellon 20-yard reception to the 20 on a third-and-18 from the UNLV 42.

SCORE BY QUARTERS

TEAM	1ST	2ND	3RD	4TH	TOTAL
UNLV	14	14	0	17	14
UTEP	7	7	7	7	17

QTR TIME SCORING PLAY

1st	09:27	UNLV - Thomas 12-yard rush (Pizano kick), 1-12, 00:07
	03:20	UTEP - Hardison 1-yard rush (Flabiano kick), 10-75, 06:07
	02:14	UNLV - Thomas 17-yard rush (Pizano kick), 3-75, 01:06
2nd	05:11	UTEP - Hardison 1-yard rush (Flabiano kick), 10-57, 05:35
	03:18	UNLV - Hankins 1-yard rush (Flabiano kick), 9-74, 01:31
	01:01	UNLV - Thomas 5-yard rush (Pizano kick), 6-32, 01:17
3rd	11:12	UTEP - Burgess Jr. 11-yard rush (Flabiano kick), 7-75, 03:48
4th	14:30	UNLV - Thomas 1-yard rush (Pizano kick), 6-77, 01:47
	11:07	UTEP - Ballard 27-yard pass from Hardison (Flabiano kick), 6-77, 03:16
	07:39	UNLV - Reese 32-yard rush (Pizano kick), 9-66, 03:22
	01:56	UNLV - Pizano 30-yard FG, 5-23, 02:24

TEAM STATISTICS

	UNLV	UTEP
First Downs	23	21
Rushing Attempts-Yards	48-307	34-91
Passing Yards	190	225
Passes	15-27-1	14-31-3
Total Offense	497	316
Punt Returns-Yards	2-13	0-0
Kickoff Returns-Yards	3-56	3-54
Punts-Average	3-49.3	5-35.4
Fumbles-Lost	0-0	0-0
Penalties-Yards	10-96	8-74
Time of Possession	29:51	30:09

UTEP Leaders

Passing	C-A-I	YDS	TD	LG
Hardison	14-31-3	225	1	29

Rushing	ATT.	YDS	TD	LG
Burgess Jr.	19	99	1	18
Hankins	3	8	0	4

Receiving	Rec.	YDS	TD	LG
Akharaiyi	4	92	0	29
Bellon	4	50	0	20

Tackles	U-A-T	Sack-YD	TFL-YD	QBH
Knight	13-2-15	0.0-0	2.0-4	1
Neal	4-5-9	0.0-0	0.0-0	0

UNLV Leaders


Passing	C-A-I	YDS	TD	LG
Webb	10-20-0	67	0	17

Rushing	ATT.	YDS	TD	LG
Jackson	13	76	1	44
Wiggins	13	63	1	15

Receiving	Rec.	YDS	TD	LG
Petway	3	13	0	5
Wiggins	3	24	0	17

Tackles	U-A-T	Sack-YD	TFL-YD	PBU
Baldwin	3-6-9	0.0-0	0.0-0	0
Woodard	2-5-7	0.0-0	0.0-0	1

Game #6

	LA Tech (3-3, 2-0)	24
	UTEP (1-5, 0-2)	10

**El Paso, Texas • Sun Bowl Stadium (9,101)
Sept. 29, 2023**

LA Tech used a pair of early touchdowns including a long punt return for a score as the Bulldogs jumped out to an early lead and never looked back, defeating UTEP 24-10 on Sept. 29 in Sun Bowl Stadium.

LA Tech stopped a 14-game road losing streak as Tyre Shelton rushed for a game-high 104 yards on 16 carries (6.5 avg.) and a score. UTEP rushed for 220 yards on 46 attempts with a touchdown, led by Deion Hankins's 83 yards on 15 carries (5.5 avg.).

Smoke Harris broke the game open early when he took a punt back 67 yards for a touchdown that put his squad up 14 points in the first quarter.

Backup quarterback's Jack Turner and Kevin Hurley got the nod to start under center for their respective teams, while for Hurley it was his first career one. Freshman Jake McNamara also saw action as he rushed for a two-yard score to put the Miners on the board. Hurley and McNamara would eventually leave the contest with injuries. That made way for Cade McConnell to see his first action at UTEP. The trio of UTEP field generals finished 9-of-28 for 101 yards.

It was a penalty-laden contest with the two teams being called for a combined 22 penalties for 201 yards. The Miners were called for nine of them for 78 yards, while the Bulldogs were whistled for 13 (123 yards). A glaring stat for UTEP was going 3-for-18 on third-down plays.

The Bulldogs struck first with a 75-yard drive on four plays that resulted in a Shelton one-yard touchdown run. Cyrus Allen sped out to an 85-yard reception on the third play of the drive – his only catch of the game – that helped set up the early score.

LA Tech built its lead to 14-0 after Harris's 67-yard punt return for a score at the 11:28 mark.

SCORE BY QUARTERS

TEAM	1ST	2ND	3RD	4TH	TOTAL
LA TECH	14	3	0	7	24
UTEP	0	7	3	0	10

QTR TIME SCORING PLAY

1st	12:47	Tech - Shelton 1-yard rush (Barnes kick), 4-75, 02:13
	11:28	Tech - Harris 67-yard punt return (Barnes kick), 01:19
2nd	14:16	UTEP - McNamara 2-yard rush (Flabiano kick), 14-93, 07:56
	02:28	Tech - Barnes 32-yard FG, 8-63, 05:17
3rd	10:30	UTEP - Flabiano 36-yard FG, 10-56, 04:30
4th	14:54	Tech - Edwards 20-yard pass from Turner (Barnes kick), 9-65, 04:56

TEAM STATISTICS

	LA	UTEP
First Downs	14	17
Rushing Attempts-Yards	31-142	46-220
Passing Yards	152	101
Passes	9-20-0	9-28-0
Total Offense	294	321
Punt Returns-Yards-TD	3-72-1	2-19
Kickoff Returns-Yards	0-0	0-0
Punts-Average	6-55.2	6-45.8
Fumbles-Lost	2-0	3-1
Penalties-Yards	13-123	9-78
Time of Possession	27:08	32:52

UTEP Leaders

Passing	C-A-I	YDS	TD	LG
Hurley	4-15-0	44	0	16

Rushing	ATT.	YDS	TD	LG
Hankins	15	83	0	25
Burgess Jr.	11	68	0	26

Receiving	Rec.	YDS	TD	LG
Ballard	3	39	0	26
Akharaiyi	3	37	0	16

Tackles	U-A-T	Sack-YD	TFL-YD	PBU
Knight	6-4-10	0.0-0	1.0-2	2
Hylton	4-4-8	0.0-0	0.0-0	0

LA Tech Leaders

Passing	C-A-I	YDS	TD	LG
Turner	9-20-0	152	1	85

Rushing	ATT.	YDS	TD	LG
Shelton	16	104	1	37
Moody	7	25	0	15

Receiving	Rec.	YDS	TD	LG
Edwards	4	52	1	25
Harris	3	14	0	4

Tackles	U-A-T	Sack-YD	TFL-YD	PBU
Heard	4-6-10	0.0-0	0.0-0	3
Zimos	5-4-9	0.0-0	0.0-0	0

UTEP FOOTBALL 2023 RECAPS

Game #7



UTEP (2-5, 1-2) 27
FIU (3-4, 0-4) 14

Miami, Fla. • FIU Football Stadium (14,872)
Oct. 11, 2023

UTEP jumped out to a 21-0 lead and never looked as the Miners (2-5, 1-2 Conference USA) defeated FIU (3-4, 0-4 CUSA) 27-14 for their first conference win of the season in FIU Football Stadium on Wednesday night on ESPN2.

Cade McConnell made his first career start under center, throwing for 262 yards on 11-of-17 passing and two touchdown passes.

But Kelly Akharaiyi dazzled the night with a career-high 223 yards on eight receptions and was on the other end of those McConnell TD tosses. Akharaiyi's 200+ receiving game was the first for a Miner since 2012, while his total is tied for fifth most in school history.

Praise Amaewhule also highlighted the night by breaking the school's all-time sack record during the third quarter when he brought down FIU QB Keyone Jenkins. Amaewhule added a second sack on the night while also forcing a fumble late in the game to essentially seal the victory.

Overall, the UTEP defense tallied a season-high 6.0 sacks led by Maurice Westmoreland's career-high 2.5 QB takedowns. Westmoreland also added a career-high six tackles and 3.5 tackles for loss.

The defense also held the Panthers to 363 yards and allowing only 2-of-11 on third-down conversions. The "D" forced two turnovers, while the offense played mistake-free football.

Tyler Williams led the way with nine tackles, while James Neal was credited with eight stops and recovered a fumble late in the game.

UTEP registered 441 yards of total offense, as the rushing attack gained 139 led by Torrance Burgess Jr.'s 86 yards on 20 carries.

SCORE BY QUARTERS

TEAM	1ST	2ND	3RD	4TH	TOTAL
UTEP	21	3	0	3	27
FIU	0	7	7	0	14

QTR TIME SCORING PLAY

1st	09:00	UTEP - Hankins 1-yard rush (Flabiano kick), 11-75, 06:00
	06:44	UTEP - Akharaiyi 80-yard pass from McConnell (Flabiano kick), 1-80, 00:10
	03:28	UTEP - Akharaiyi 23-yard pass from McConnell (Flabiano kick), 3-72, 00:48
2nd	06:10	FIU - Owens 11-yard rush (Gabriel kick), 9-94, 03:58
	01:03	UTEP - Flabiano 37-yard FG, 10-54, 05:07
3rd	10:28	FIU - Jenkins 1-yard rush (Gabriel kick), 8-84, 04:28
4th	05:24	UTEP - Flabiano 37-yard FG, 11-72, 05:28

TEAM STATISTICS

	UTEP	FIU
First Downs	18	16
Rushing Attempts-Yards	43-139	34-91
Passing Yards	302	272
Passes	12-18-0	15-30-1
Total Offense	441	363
Punt Returns-Yards	1-0	0-0
Kickoff Returns-Yards	4-83	5-80
Punts-Average	4-44.0	5-46.2
Fumbles-Lost	1-0	4-1
Penalties-Yards	4-30	5-57
Time of Possession	32:30	27:30

UTEP Leaders

Passing	C-A-I	YDS	TD	LG
McConnell	11-17-0	262	2	80
Rushing	ATT.	YDS	TD	LG
Burgess Jr.	20	86	0	29
Hankins	19	62	1	8
Receiving	Rec.	YDS	TD	LG
Akharaiyi	8	223	2	80
Ballard	3	65	0	50
Tackles	U-A-T	Sack-YD	TFL-YD	FR
Williams	5-4-9	0.0-0	0.0-0	0
Neal	3-5-8	0.0-0	0.0-0	1

FIU Leaders

Passing	C-A-I	YDS	TD	LG
Jenkins	12-24-1	216	0	38
Rushing	ATT.	YDS	TD	LG
Owens	10	82	1	14
Lawrence	12	65	0	25
Receiving	Rec.	YDS	TD	LG
Mitchell	4	86	0	30
Rivers	3	45	0	19
Tackles	U-A-T	Sack-YD	TFL-YD	INT
Daniel	6-3-9	0.0-0	0.0-0	0
Manuel	3-6-9	0.0-0	2.5-4	0

Game #8



NM State (5-3, 3-1) 28
UTEP (2-6, 1-3) 7

El Paso, Texas. • Sun Bowl Stadium (19,727)
Oct. 18, 2023

NM State scored 21 unanswered points in the second half on its way to a 28-7 victory over UTEP in the 100th Battle of I-10 on Wednesday night in Sun Bowl Stadium.

The Miners (2-6, 1-3 Conference USA) struggled on offense, totaling 304 yards of total offense while only converting 2-of-13 third downs. Deion Hankins highlighted the offense with a game-high 120 yards on 16 carries (7.5 avg.). It was Hankins's seventh career 100-yard rushing performance.

Diego Pavia accounted for 282 of the Aggies' (5-3, 3-1 CUSA) 439 yards of total offense. Pavia rushed for 96 yards (6.9 avg.) and two touchdowns, including a 41-yard scamper in the third quarter to put NM State up 21-7. Pavia also threw for 186 yards and two touchdowns. Monte Watkins added a team-high 109 yards on 10 rushing attempts (10.9 avg.).

NM State got on the board first on a 74-yard, eight-play drive that resulted in a Pavia 10-yard rushing touchdown. On the drive, Pavia was sacked by Kanious Vaughn, but Maurice Westmoreland was called for an unsportsmanlike penalty that moved the ball to the UTEP 45. Following that, Monte Watkins rushed 34 yards to the 10-yard line to set up the score.

The Miners answered with a one-yard rushing score from backup QB Kevin Hurley - his first career rushing touchdown. The drive was emphasized by a season-long 54-yard run by Hankins to the NMSU 2. The Miners drove the ball 75 yards on seven plays that took off 3:52 off the clock.

The Aggies missed two field goals in the first half, including a 25-yard attempt that was blocked by Praise Amaewhule with no time left in the half. The Miners and Aggies went into the locker room tied 7-7.

SCORE BY QUARTERS

TEAM	1ST	2ND	3RD	4TH	TOTAL
NMSU	7	0	14	7	28
UTEP	0	7	0	0	7

QTR TIME SCORING PLAY

1st	01:18	NMSU - Pavia 10-yard rush (Albertson kick), 8-72, 04:49
2nd	12:26	UTEP - Hurley 1-yard rush (Flabiano kick), 7-75, 03:52
3rd	12:29	NMSU - Whitford 6-yard pass from Pavia (Albertson kick), 5-69, 02:24
	06:44	NMSU - Pavia 41-yard rush (Albertson kick), 9-80, 03:59
4th	13:31	NMSU - Whitford 16-yard pass from Pavia (Albertson kick), 7-53, 03:53

TEAM STATISTICS

	NMSU	UTEP
First Downs	23	16
Rushing Attempts-Yards	35-253	31-125
Passing Yards	186	179
Passes	15-25-0	15-32-0
Total Offense	439	304
Punt Returns-Yards	1-25	0-0
Kickoff Returns-Yards	1-23	0-0
Punts-Average	3-42.7	4-46.5
Fumbles-Lost	0-0	0-0
Penalties-Yards	7-55	8-55
Time of Possession	30:17	29:43

UTEP Leaders

Passing	C-A-I	YDS	TD	LG
McConnell	15-31-2	228	0	51
Rushing	ATT.	YDS	TD	LG
Hankins	9	34	0	14
Burgess Jr.	8	22	0	8
Receiving	Rec.	YDS	TD	LG
Smith	5	64	0	20
Smith	3	78	0	51
Tackles	U-A-T	Sack-YD	TFL-YD	FF
Broussard	5-5-10	0.0-0	0.0-0	0
Hylton	6-3-9	0.0-0	0.0-0	1

NMSU Leaders

Passing	C-A-I	YDS	TD	LG
de Laura	23-29-0	285	3	37
Rushing	ATT.	YDS	TD	LG
Wiley	17	83	1	17
Coleman	3	71	0	59
Receiving	Rec.	YDS	TD	LG
Cowing	10	84	1	16
McMillan	6	89	1	37
Tackles	U-A-T	Sack-YD	TFL-YD	QBH
Flowe	3-8-11	0.0-0	0.0-0	0
Manu	1-5-6	1.0-13	1.0-13	1

UTEP FOOTBALL 2023 RECAPS

Game #9

	UTEP (3-6, 2-3)	37
	Sam Houston (0-8, 0-5)	34

Huntsville, Texas • Bowers Stadium (6,889)
Oct. 25, 2023

Freshman kicker Buzz Flabiano hit a 32-yard field goal with three seconds left as UTEP rallied back from 14 points down to defeat Sam Houston 37-34 on Oct. 25 in Elliott T. Bowers Stadium.

Cade McConnell completed a 37-yard pass to Jeremiah Ballard to the SH 19 to set up Flabiano's career-best third field goal with just under minute remaining.

McConnell made his third consecutive start, throwing for 206 yards including a 25-yard score to Kelly Akharaiyi to tie the game at 27 early in the fourth quarter. Akharaiyi finished with 126 yards on six receptions. Backup QB Kevin Hurlley added a one-yard score that gave the Miners a 34-27 lead early in the fourth.

The Miners (3-6, 2-3 Conference USA) kept their bowl hopes alive after gaining 222 yards on the ground led by Deion Hankins's game-high 117 yards with a touchdown. Hankins hit back-to-back 100-yard performances for the first time in his career after going for 120 last week.

The last time UTEP rallied from 14 points down on the road came at UTSA on Oct. 22, 2016 when the Miners won 52-48 in quadruple overtime. The Miners also won consecutive road games in the same season for the first time since posting three straight road victories in 2004.

Tyrice Knight, after a slow start in the first half, led the Miners with 12 tackles, while Maurice Westmoreland recorded a sack and 2.5 tackles for loss. James Neal snagged his first career interception.

SCORE BY QUARTERS

TEAM	1ST	2ND	3RD	4TH	TOTAL
UTEP	0	13	7	17	37
SAM HOUSTON	7	14	6	7	34

QTR TIME SCORING PLAY

1st	06:24	SH - Gentry 28-yard rush (Sessums kick), 11-65, 04:41
2nd	14:54	UTEP - Hankins 2-yard rush (Flabiano kick), 13-65, 06:30
	09:52	SH - Gentry 18-yard pass from Shoemaker (Sessums kick), 12-75, 05:02
	02:45	UTEP - Flabiano 23-yard FG, 13-83, 07:07
	00:44	SH - Phillips 6-yard pass from Shoemaker (Sessums kick), 8-65, 02:01
	00:00	UTEP - Flabiano 43-yard FG, 5-49, 00:44
3rd	10:45	SH - Sessums 22-yard FG, 8-40, 02:11
	06:14	SH - Sessums 31-yard FG, 6-23, 02:26
	01:07	UTEP - Franklin 3-yard rush (Flabiano kick), 10-68, 05:00
4th	11:25	UTEP - Akharaiyi 25-yard pass from McConnell (Flabiano kick), 5-80, 02:48
	09:57	Hurlley 1-yard rush (Flabiano kick), 1-1, 00:06
	06:02	SH - Smith 4-yard rush (Sessums kick), 5-37, 02:16
	00:03	UTEP - Flabiano 32-yard FG, 3-41, 01:02

TEAM STATISTICS

	UTEP	SH
First Downs	17	23
Rushing Attempts-Yards	40-222	33-129
Passing Yards	206	225
Passes	12-22-1	23-40-1
Total Offense	428	354
Punt Returns-Yards	1-6	3-32
Kickoff Returns-Yards	2-71	2-13
Punts-Average	3-47.7	4-36.5
Fumbles-Lost	0-0	2-0
Penalties-Yards	7-65	3-28
Time of Possession	31:58	28:02

UTEP Leaders

Passing	C-A-I	YDS	TD	LG
McConnell	12-22-1	206	1	41
Rushing	ATT.	YDS	TD	LG
Hankins	15	117	1	29
Burgess Jr.	13	52	0	17
Receiving	Rec.	YDS	TD	LG
Akharaiyi	6	126	1	41
Ballard	3	48	0	37

Sam Houston Leaders

Passing	C-A-I	YDS	TD	LG
Shoemaker	22-39-1	202	2	30
Rushing	ATT.	YDS	TD	LG
Gentry	16	71	1	28
Shoemaker	10	28	0	13
Receiving	Rec.	YDS	TD	LG
Smith	7	67	0	30
Woodard	5	59	0	22

Tackles	U-A-T	Sack-YD	TFL-YD	FF
Knight	8-4-12	0.0-0	0.5-0	0
Allen	6-0-8	0.0-0	0.0-0	0

Tackles	U-A-T	Sack-YD	TFL-YD	INT
Crosby	7-3-10	0.0-0	0.0-0	1--1
Adkins	5-3-8	0.0-0	0.0-0	0-0

Game #10

	WKU (5-4, 3-2)	21
	UTEP (3-7, 2-4)	13

El Paso, Texas • Sun Bowl Stadium (11,111)
Nov. 4, 2023

UTEP led at halftime 3-0 as it held one of the nation's more prolific offenses in check, but WKU escaped with a 21-13 victory on Nov. 4 in Sun Bowl Stadium.

The Hilltoppers who came into the contest averaging just over 29 points per game and 395 yards off total offense, were held to 280 yards of total offense. The Miners dominated the first half statistically, 197 yards of total offense to 65 yards. UTEP gained 368 yards of total offense including 154 yards on the ground.

The first quarter saw both teams exchange seven punts on the six first possessions as the UTEP defense forced four WKU punts. The Miners finally put points on the board in the second to take a 3-0 lead at the 6:29 mark.

UTEP drove the ball 59 yards on 12 plays that was capped by a 22-yard field goal by Buzz Flabiano at the 6:29 mark. Torrance Burgess Jr. tallied 46 yards on the drive including a 17-yard dash to the WKU 21.

UTEP had an opportunity to get more points on the board, but did not convert a fourth-and-1 from the WKU 3-yard line and took a 3-0 lead into the half.

The Hilltoppers finally broke through coming out of the locker room when Elijah Young ran 64 yards to the end zone to make the count 7-3 at the 10:49 mark of the third quarter.

Following a UTEP turnover, WKU took a 14-3 advantage on a Reed three-yard shovel pass to Malachi Corley with 14 seconds remaining in the third. The Hilltoppers drove the ball 54 yards on 16 plays taking 8:46 off the clock.

On UTEP's ensuing possession, the Miners used only three plays to get to pay dirt. McConnell threw a 62-yard touchdown pass to Kelly Akharaiyi at the 14:15 mark. UTEP got within four points (14-10) following a Flabiano made PAT.

SCORE BY QUARTERS

TEAM	1ST	2ND	3RD	4TH	TOTAL
WKU	0	0	14	7	21
UTEP	0	3	0	10	13

QTR TIME SCORING PLAY

2nd	06:29	UTEP - Flabiano 22-yard FG, 12-59, 08:18
3rd	10:49	WKU - Young 64-yard rush (Carneiro kick), 2-66, 00:44
	00:14	WKU - Corley 3-yard pass from Reed (Carneiro kick), 16-54, 08:46
4th	14:15	UTEP - Akharaiyi 62-yard pass from McConnell (Flabiano kick), 3-75, 00:59
	09:34	WKU - Young 1-yard rush (Carneiro kick), 8-75, 04:41
	00:57	UTEP - Flabiano 31-yard FG, 10-53, 03:36

TEAM STATISTICS

	WKU	UTEP
First Downs	11	19
Rushing Attempts-Yards	32-178	40-154
Passing Yards	102	214
Passes	11-20-1	14-24-1
Total Offense	280	368
Punt Returns-Yards	0-0	1-7
Kickoff Returns-Yards	0-0	0-0
Punts-Average	5-41.2	4-42.2
Fumbles-Lost	0-0	0-0
Penalties-Yards	4-33	6-35
Time of Possession	26:50	33:10

UTEP Leaders

Passing	C-A-I	YDS	TD	LG
McConnell	14-24-1	214	1	62
Rushing	ATT.	YDS	TD	LG
Burgess Jr.	15	86	0	17
Hankins	16	67	0	14
Receiving	Rec.	YDS	TD	LG
Akharaiyi	5	141	1	62
Ballard	4	30	0	15

WKU Leaders

Passing	C-A-I	YDS	TD	LG
Reed	11-20-1	102	1	27
Rushing	ATT.	YDS	TD	LG
Young	12	139	2	64
Ervin-Poindexter	6	27	0	10
Receiving	Rec.	YDS	TD	LG
Corley	4	10	1	5
Smith	3	23	0	14

Tackles	U-A-T	Sack-YD	TFL-YD	PBU
Knight	5-9-14	0.0-4	1.0-1	2
Neal	2-5-7	0.0-0	0.0-0	0

Tackles	U-A-T	Sack-YD	TFL-YD	INT
Williams	6-6-12	0.0-0	1.0-0	0
Baker	3-6-9	0.0-0	1.5-2	0

UTEP FOOTBALL 2023 RECAPS

Game #11



UTEP (3-8, 2-5) 30
Middle Tennessee (4-7, 3-4) 34

Murfreesboro, Tenn. • Floyd Stadium (9,122)
Nov. 18, 2023

Cade McConnell threw for a career-high 364 yards and Kelly Akharaiyi added 138 in the air, including an 80-yard touchdown, but it wasn't enough as Nicholas Vattiato amassed 334 yards of total offense to lead Middle Tennessee past UTEP, 34-30, on Nov. 18 in Floyd Stadium.

The Miners had the ball on fourth-and-2 at the MT 35 with 37 seconds remaining, but McConnell's pass came up incomplete to Akharaiyi. The Miners overcame a third-and-30 at one points during the drive.

UTEP (3-8, 2-5 Conference USA) outgained Middle Tennessee (4-7, 3-4 CUSA) with a season-high 453 yards of total offense to 427. The Miners also converted a season-high 9-of-16 on third-down plays. However, MTSU took advantage of four UTEP turnovers, scoring 13 points off those miscues.

For Akharaiyi, it was his third consecutive 100-yard performance, while he added two receiving scores on the day. He's averaging 126.8 receiving yards during the last five games. Akharaiyi has 924 yards on the season and is looking to become the third UTEP receiver in as many seasons to post a 1,000-yard receiving campaign.

Middle Tennessee got on the board first following a UTEP turnover. Frank Pleasant capped a short 48-yard, five-play drive with a nine-yard untouched rushing touchdown at the 9:30 mark. The Miners had turned the ball over on their opening drive as McConnell fumbled the ball after a handoff attempt to Hankins.

Prior to the turnover, McConnell had converted the Miners' first two third-down conversions. He completed a 12-yard pass to Javoni Gardere on a third-and-10, while finding Emari White on another 12-yard gain on a third-and-9.

SCORE BY QUARTERS

TEAM	1ST	2ND	3RD	4TH	TOTAL
UTEP	7	14	3	6	30
MTSU	14	10	7	3	34

QTR TIME SCORING PLAY

1st	09:30	MTSU - Pleasant 9-yard rush (Rankin kick), 5-48, 02:07
	03:39	UTEP - Akharaiyi 18-yard pass from McConnell (Flabiano kick), 11-75, 05:51
	02:53	MTSU - Willis 62-yard pass from Vattiato (Rankin kick), 2-74, 00:40
2nd	13:55	UTEP - Burgess Jr. 54-yard punt return (Flabiano kick), 01:53
	08:55	MTSU - Willis 17-yard pass from Vattiato (Rankin kick), 11-75, 05:00
	06:57	MTSU - Rankin 38-yard FG, 4--2, 01:53
	00:57	UTEP - Hankins 2-yard rush, 9-85, 03:44
3rd	11:51	UTEP - Flabiano 33-yard FG, 6-8, 02:57
	10:29	MTSU - Dobson 56-yard pass from Vattiato (Rankin kick), 5-75, 01:22
4th	14:55	MTSU - Rankin 24-yard FG, 13-65, 04:19
	14:32	UTEP - Akharaiyi 80-yard pass from McConnell (Flabiano kick), 2-75, 00:23

TEAM STATISTICS

	UTEP	MT
First Downs	20	19
Rushing Attempts-Yards	31-89	35-185
Passing Yards	364	242
Passes	24-41-1	18-35-1
Total Offense	453	427
Punt Returns-Yards-TD	1-54-1	1-12
Kickoff Returns-Yards	2-6	2-35
Punts-Average	3-44.3	5-45.4
Fumbles-Lost	3-3	2-1
Penalties-Yards	7-70	5-41
Time of Possession	31:53	28:07

UTEP Leaders

Passing	C-A-I	YDS	TD	LG
McConnell	24-41-1	364	2	80

Rushing	ATT.	YDS	TD	LG
Hankins	13	48	1	16
Jolly	7	30	1	14

Receiving	Rec.	YDS	TD	LG
Akharaiyi	6	138	2	80
Ballard	4	87	0	30

Tackles	U-A-T	Sack-YD	TFL-YD	FF
Knight	7-2-9	1.0-1	3.5-4	1
O. Moore	7-1-8	0.0-0	0.0-0	1

MTSU Leaders

Passing	C-A-I	YDS	TD	LG
Vattiato	18-35-1	242	3	62

Rushing	ATT.	YDS	TD	LG
Vattiato	15	92	0	17
Peasant	10	40	1	16

Receiving	Rec.	YDS	TD	LG
Willis	6	105	2	62
England-Chisolm	3	38	0	18

Tackles	U-A-T	Sack-YD	TFL-YD	FR (YDS)
Thomas	5-3-8	0.0-0	0.0-0	1 (15)
Manuel	3-6-9	0.0-0	2.5-4	0 (0)