



Officials: Kevin Mathis, Andrew Walton, Shane Staggs

UTEP - 58

Record: 8-7 (1-3)

NO.	Name	F	Min	FG	3P	FT	Rebounds			Fouls		TP	AS	TO	ST	Blocks		+/-
				M-A	M-A	M-A	OR	DR	TOT	PF	FD					BS	BA	
13	Calvin Solomon	F	35:09	2-7	0-0	2-6	5	6	11	3	4	6	3	7	3	0	3	4
21	Ze'rik Onyema	F	10:46	1-2	0-0	0-0	0	2	2	2	0	2	0	1	1	0	0	1
23	Otis Frazier III	F	27:32	5-9	1-4	2-4	2	0	2	1	4	13	0	1	2	2	1	4
2	Tae Hardy	G	27:17	2-8	1-5	0-0	0	1	1	1	3	5	3	2	0	0	2	0
5	Shamar Givance	G	34:32	4-6	2-4	1-2	0	4	4	4	1	11	5	4	0	0	0	7
4	Mario McKinney Jr.		15:45	3-9	0-1	4-5	0	1	1	3	3	10	0	1	1	0	0	-7
34	Kevin Kalu		24:03	2-2	0-0	2-3	1	5	6	1	2	6	0	0	1	1	0	5
12	Jamari Sibley		06:22	1-1	0-0	0-0	0	0	0	0	0	2	0	2	0	0	0	-11
1	Jon Dos Anjos		04:51	0-1	0-1	0-0	0	1	1	1	1	0	0	0	0	1	0	-6
32	Derick Hamilton		03:14	0-2	0-0	0-0	0	0	0	0	1	0	0	0	0	0	1	-5
11	Carlos Lemus		10:29	1-2	1-1	0-0	0	0	0	2	0	3	2	0	1	0	1	-2
Team							3	2	5			0		0				
<b>Totals</b>				21-49	5-16	11-20	11	22	33	18	19	58	13	18	9	4	8	-2

Shooting By Period		
1 <sup>st</sup> FG%	11-21	52.4%
3PT%	3-5	60.0%
FT%	2-3	66.7%
2 <sup>nd</sup> FG%	10-28	35.7%
3PT%	2-11	18.2%
FT%	9-17	52.9%
GM FG%	21-49	42.9%
3PT%	5-16	31.3%
FT%	11-20	55.0%

Dead Ball Rebounds: 6, 0

Technical Fouls::NONE

Louisiana Tech - 60

Record: 10-6 (3-2)

NO.	Name	F	Min	FG	3P	FT	Rebounds			Fouls		TP	AS	TO	ST	Blocks		+/-
				M-A	M-A	M-A	OR	DR	TOT	PF	FD					BS	BA	
14	Will Allen	F	07:32	0-0	0-0	0-0	0	1	1	1	0	0	0	1	1	0	0	-3
22	Isaiah Crawford	F	18:14	2-5	0-0	3-4	0	3	3	5	2	7	1	3	1	2	0	5
0	Keaston Willis	G	27:56	3-8	2-4	2-2	0	3	3	2	1	10	1	1	2	0	0	-1
20	Jordan Crawford	G	10:29	0-1	0-0	0-0	0	0	0	2	2	0	2	3	1	0	0	-11
24	Cobe Williams	G	36:16	6-16	2-7	3-4	0	1	1	4	4	17	4	6	2	1	3	6
1	Kenny Hunter		28:33	1-4	0-0	1-2	2	4	6	3	3	3	0	1	1	4	1	-4
2	Dravon Mangum		29:06	4-8	2-5	0-0	0	3	3	1	2	10	0	0	1	0	0	14
3	Quandre Bullock		26:41	6-8	0-0	0-0	2	3	5	0	3	12	1	0	2	1	0	2
5	Terran Williams		11:42	0-1	0-1	1-2	1	0	1	1	1	1	1	1	0	0	0	3
11	LaDamien Bradford		03:31	0-0	0-0	0-0	0	0	0	0	0	0	2	1	1	0	0	-1
Team							4	2	6			0		0				
<b>Totals</b>				22-51	6-17	10-14	9	20	29	19	18	60	12	17	12	8	4	2

Shooting By Period		
1 <sup>st</sup> FG%	15-29	51.7%
3PT%	5-11	45.5%
FT%	2-2	100%
2 <sup>nd</sup> FG%	7-22	31.8%
3PT%	1-6	16.7%
FT%	8-12	66.7%
GM FG%	22-51	43.1%
3PT%	6-17	35.3%
FT%	10-14	71.4%

Dead Ball Rebounds: 2, 0

Technical Fouls::NONE

	TEP	LAT
Biggest lead	3 (1 <sup>st</sup> 17:07)	10 (1 <sup>st</sup> 8:22)
Best Scoring Run	9 (2 <sup>nd</sup> 16:20)	9 (1 <sup>st</sup> 8:22)
Lead Changes	3	
Times Tied	4	
Time with Lead	02:24	34:46

	TEP	LAT
Points from		
Turnovers	14	19
Paint	28	32
Second Chance	6	6
Fast Breaks	4	10
Bench	21	26

	Period by Period Scoring		
	1st	2nd	TOT
TEP	27	31	58
LAT	37	23	60



**Period 1**

**Quarter Starters:**

<b>LAT</b>	0 Willis K	14 Allen W	20 Crawford J	22 Crawford I	24 Williams C
<b>TEP</b>	2 Hardy T	5 Givance S	13 Solomon C	21 Onyema Z	23 Frazier III O

Game Time	LAT	Score	Diff	TEP
20:00	22 CRAWFORD I jumpball lost			13 SOLOMON C jumpball won
19:44	24 WILLIAMS C steal (1)			21 ONYEMA Z turnover bad pass (1)
19:33	24 WILLIAMS C 2pt FG from turnover in the paint, layup blocked			
19:33				23 FRAZIER III O block (1)
19:33	offensive rebound (1)			
19:25	24 WILLIAMS C turnover bad pass (1)			13 SOLOMON C steal (1)
19:21	22 CRAWFORD I steal (1)			13 SOLOMON C turnover lost ball (1)
19:01	22 CRAWFORD I turnover lost ball (1)			13 SOLOMON C steal (2)
18:45		<b>0-2</b>	<b>-2</b>	13 SOLOMON C 2pt FG from turnover in the paint, layup made (2)
18:31	24 WILLIAMS C turnover bad pass (2)			21 ONYEMA Z steal (1)
18:17	20 CRAWFORD J steal (1)			13 SOLOMON C turnover bad pass (2)
18:12	20 CRAWFORD J 2pt FG from turnover in the paint, layup missed			
18:10				21 ONYEMA Z defensive rebound (1)
17:43				5 GIVANCE S turnover bad pass (1)
17:43	14 ALLEN W substitution out			
17:43	1 HUNTER K substitution in			
17:29	1 HUNTER K 2pt FG from turnover in the paint, dunk, made (2)	<b>2-2</b>	<b>0</b>	
17:29	24 WILLIAMS C assist (1)			
17:07		<b>2-5</b>	<b>-3</b>	5 GIVANCE S 3pt FG , jump shot made (3)
17:07				2 HARDY T assist (1)
16:53				21 ONYEMA Z substitution out
16:53				23 FRAZIER III O substitution out
16:53				4 MCKINNEY JR. M substitution in
16:53				34 KALU K substitution in
16:39	24 WILLIAMS C 3pt FG , jump shot made (3)	<b>5-5</b>	<b>0</b>	
16:39	20 CRAWFORD J assist (1)			
16:08				2 HARDY T 3pt FG , jump shot missed
16:06	defensive rebound (2)			
16:06	22 CRAWFORD I substitution out			
16:06	2 MANGUM D substitution in			
15:55	20 CRAWFORD J foul drawn (1)			4 MCKINNEY JR. M foul personal (1 - 1)
15:55	Timeout media			
15:47	20 CRAWFORD J foul drawn (2)			4 MCKINNEY JR. M foul personal (2 - 2)
15:47	2 MANGUM D 3pt FG , jump shot made (3)	<b>8-5</b>	<b>3</b>	
15:47	20 CRAWFORD J assist (2)			
15:47		<b>8-7</b>	<b>1</b>	4 MCKINNEY JR. M 2pt FG in the paint, layup made (2)
15:47				2 HARDY T assist (2)
15:47	24 WILLIAMS C 2pt FG in the paint, layup made (5)	<b>10-7</b>	<b>3</b>	
15:47		<b>10-9</b>	<b>1</b>	4 MCKINNEY JR. M 2pt FG in the paint, layup made (4)
15:47				13 SOLOMON C assist (1)
14:23	2 MANGUM D foul drawn (1)			5 GIVANCE S foul personal (1 - 3)
14:23	0 WILLIS K substitution out			



**UTEP at Louisiana Tech**

01/07/23 Thomas Assembly Center, Ruston  
2022-23 Men's Basketball

**Game Time:** 2:00 PM  
**Game Duration:** 2:07  
**Attendance:** 2,435

**Officials:** Kevin Mathis, Andrew Walton, Shane Staggs

Game Time	LAT	Score	Diff	TEP
14:23	3 BULLOCK Q substitution in			
14:09	20 CRAWFORD J foul offensive (1 - 1)			4 MCKINNEY JR. M foul drawn (1)
14:09	20 CRAWFORD J turnover offensive (1)			
13:41	20 CRAWFORD J foul shooting (2 - 2)			4 MCKINNEY JR. M foul drawn (2)
13:41		<b>10-10</b>	<b>0</b>	4 MCKINNEY JR. M free throw 1 - 3 made (5)
13:41				4 MCKINNEY JR. M free throw 2 - 3 missed
13:41				offensive dead ball rebound (1)
13:41	20 CRAWFORD J substitution out			
13:41	22 CRAWFORD I substitution in			
13:41				2 HARDY T substitution out
13:41				12 SIBLEY J substitution in
13:41		<b>10-11</b>	<b>-1</b>	4 MCKINNEY JR. M free throw 3 - 3 made (6)
13:41				4 MCKINNEY JR. M substitution out
13:41				23 FRAZIER III O substitution in
13:29	24 WILLIAMS C 2pt FG in the paint, layup blocked			
13:29				34 KALU K block (1)
13:29	offensive rebound (3)			
13:23	1 HUNTER K 2pt FG second chance in the paint, layup missed			
13:20				5 GIVANCE S defensive rebound (1)
13:11				13 SOLOMON C turnover travel (3)
13:11				13 SOLOMON C substitution out
13:11				1 DOS ANJOS J substitution in
13:11				34 KALU K substitution out
13:11				32 HAMILTON D substitution in
13:01	3 BULLOCK Q 2pt FG from turnover in the paint, alleyoop made (2)	<b>12-11</b>	<b>1</b>	
13:01	24 WILLIAMS C assist (2)			
12:31				32 HAMILTON D 2pt FG in the paint, jump shot missed
12:29	1 HUNTER K defensive rebound (1)			
12:08	24 WILLIAMS C 2pt FG in the paint, layup missed			
12:06	1 HUNTER K offensive rebound (2)			
12:01	22 CRAWFORD I 2pt FG second chance in the paint, layup missed			
11:59				5 GIVANCE S defensive rebound (2)
11:42				32 HAMILTON D 2pt FG in the paint, jump shot blocked
11:42	1 HUNTER K block (1)			
11:37	3 BULLOCK Q defensive rebound (1)			
11:37	3 BULLOCK Q 2pt FG fast break in the paint, layup made (4)	<b>14-11</b>	<b>3</b>	
11:21		<b>14-13</b>	<b>1</b>	5 GIVANCE S 2pt FG in the paint, layup made (5)
11:02	24 WILLIAMS C 2pt FG in the paint, layup made (7)	<b>16-13</b>	<b>3</b>	
10:41		<b>16-15</b>	<b>1</b>	12 SIBLEY J 2pt FG outside the paint, jump shot made (2)
10:22	2 MANGUM D 3pt FG , jump shot missed			
10:19	3 BULLOCK Q offensive rebound (2)			
10:15	2 MANGUM D 3pt FG second chance, jump shot made (6)	<b>19-15</b>	<b>4</b>	
10:15	22 CRAWFORD I assist (1)			
09:57	22 CRAWFORD I foul personal (1 - 3)			32 HAMILTON D foul drawn (1)
09:57				Timeout media
09:57	1 HUNTER K substitution out			
09:57	14 ALLEN W substitution in			
09:57				1 DOS ANJOS J substitution out



**UTEP at Louisiana Tech**

01/07/23 Thomas Assembly Center, Ruston  
2022-23 Men's Basketball

**Game Time:** 2:00 PM  
**Game Duration:** 2:07  
**Attendance:** 2,435

**Officials:** Kevin Mathis, Andrew Walton, Shane Staggs

Game Time	LAT	Score	Diff	TEP
09:57				23 FRAZIER III O substitution out
09:57				32 HAMILTON D substitution out
09:57				2 HARDY T substitution in
09:57				13 SOLOMON C substitution in
09:57				21 ONYEMA Z substitution in
09:37				2 HARDY T 3pt FG , jump shot missed
09:33				13 SOLOMON C offensive rebound (1)
09:32	22 CRAWFORD I foul personal (2 - 4)			13 SOLOMON C foul drawn (1)
09:32	22 CRAWFORD I substitution out			
09:32	5 WILLIAMS T substitution in			
09:28				21 ONYEMA Z 2pt FG second chance in the paint, layup missed
09:25	3 BULLOCK Q defensive rebound (3)			
09:23	3 BULLOCK Q 2pt FG fast break in the paint, dunk, made (6)	<b>21-15</b>	<b>6</b>	
09:02				2 HARDY T 2pt FG in the paint, layup blocked
09:02	3 BULLOCK Q block (1)			
09:02				offensive rebound (5)
08:56	3 BULLOCK Q steal (1)			12 SIBLEY J turnover bad pass (1)
08:53	3 BULLOCK Q 2pt FG fast break from turnover in the paint, dunk, made (8)	<b>23-15</b>	<b>8</b>	
08:53				Timeout 30 Sec
08:52				12 SIBLEY J substitution out
08:52				23 FRAZIER III O substitution in
08:41	14 ALLEN W steal (1)			13 SOLOMON C turnover bad pass (4)
08:29	jump ball situation			
08:22	2 MANGUM D 2pt FG from turnover in the paint, layup made (8)	<b>25-15</b>	<b>10</b>	
08:22	5 WILLIAMS T assist (1)			
08:00	14 ALLEN W foul personal (1 - 5)			23 FRAZIER III O foul drawn (1)
08:00				2 HARDY T substitution out
08:00				4 MCKINNEY JR. M substitution in
07:54				Timeout 30 Sec
07:45		<b>25-17</b>	<b>8</b>	5 GIVANCE S 2pt FG outside the paint, jump shot made (7)
07:31	2 MANGUM D 3pt FG , jump shot missed			
07:28	offensive rebound (9)			
07:28	3 BULLOCK Q foul drawn (1)			4 MCKINNEY JR. M foul personal (3 - 4)
07:28	14 ALLEN W substitution out			
07:28	1 HUNTER K substitution in			
07:28				4 MCKINNEY JR. M substitution out
07:28				11 LEMUS C substitution in
07:13	2 MANGUM D foul drawn (2)			21 ONYEMA Z foul personal (1 - 5)
07:13				21 ONYEMA Z substitution out
07:13				34 KALU K substitution in
07:11	5 WILLIAMS T turnover out of bounds (1)			
07:07	24 WILLIAMS C steal (2)			5 GIVANCE S turnover bad pass (2)
06:47	5 WILLIAMS T 3pt FG from turnover, jump shot missed			
06:45				5 GIVANCE S defensive rebound (3)
06:39				11 LEMUS C 2pt FG in the paint, layup blocked
06:39	24 WILLIAMS C block (1)			
06:27	2 MANGUM D defensive rebound (1)			
06:26	3 BULLOCK Q 2pt FG in the paint, layup missed			



**UTEP at Louisiana Tech**

01/07/23 Thomas Assembly Center, Ruston  
2022-23 Men's Basketball

**Game Time:** 2:00 PM  
**Game Duration:** 2:07  
**Attendance:** 2,435

**Officials:** Kevin Mathis, Andrew Walton, Shane Staggs

Game Time	LAT	Score	Diff	TEP
06:22				34 KALU K defensive rebound (1)
06:17	2 MANGUM D foul personal (1 - 6)			23 FRAZIER III O foul drawn (2)
06:17	2 MANGUM D substitution out			
06:17	24 WILLIAMS C substitution out			
06:17	0 WILLIS K substitution in			
06:17	11 BRADFORD L substitution in			
06:05	3 BULLOCK Q foul drawn (2)			23 FRAZIER III O foul offensive (1 - 6)
06:05				23 FRAZIER III O turnover offensive (1)
05:58	0 WILLIS K 3pt FG from turnover, jump shot missed			
05:55				13 SOLOMON C defensive rebound (2)
05:50	0 WILLIS K steal (1)			13 SOLOMON C turnover lost ball (5)
05:48	0 WILLIS K foul drawn (1)			5 GIVANCE S foul personal (2 - 7)
05:48	0 WILLIS K 1&1 free throw 1 made (1)	<b>26-17</b>	<b>9</b>	
05:48	0 WILLIS K 1&1 free throw 2 made (2)	<b>27-17</b>	<b>10</b>	
05:25		<b>27-20</b>	<b>7</b>	23 FRAZIER III O 3pt FG , jump shot made (3)
05:25				5 GIVANCE S assist (1)
05:11	0 WILLIS K turnover bad pass (1)			11 LEMUS C steal (1)
05:03		<b>27-22</b>	<b>5</b>	23 FRAZIER III O 2pt FG fast break from turnover in the paint, layup made (5)
05:03				11 LEMUS C assist (1)
04:48	3 BULLOCK Q 2pt FG in the paint, alleyoop made (10)	<b>29-22</b>	<b>7</b>	
04:48	11 BRADFORD L assist (1)			
04:22		<b>29-25</b>	<b>4</b>	11 LEMUS C 3pt FG , jump shot made (3)
04:22				5 GIVANCE S assist (2)
03:58	0 WILLIS K 3pt FG , jump shot missed			
03:54	5 WILLIAMS T offensive rebound (1)			
03:49	11 BRADFORD L turnover bad pass (1)			34 KALU K steal (1)
03:20				13 SOLOMON C 2pt FG from turnover in the paint, layup blocked
03:20	1 HUNTER K block (2)			
03:20				offensive rebound (9)
03:20	Timeout media			
03:20	3 BULLOCK Q substitution out			
03:20	5 WILLIAMS T substitution out			
03:20	2 MANGUM D substitution in			
03:20	24 WILLIAMS C substitution in			
03:20				5 GIVANCE S substitution out
03:20				23 FRAZIER III O substitution out
03:20				2 HARDY T substitution in
03:20				4 MCKINNEY JR. M substitution in
03:18	0 WILLIS K steal (2)			2 HARDY T turnover bad pass (1)
02:52	24 WILLIAMS C 2pt FG from turnover outside the paint, jump shot missed			
02:47				4 MCKINNEY JR. M defensive rebound (1)
02:47	11 BRADFORD L steal (1)			4 MCKINNEY JR. M turnover bad pass (1)
02:46	0 WILLIS K 3pt FG from turnover, jump shot made (5)	<b>32-25</b>	<b>7</b>	
02:46	11 BRADFORD L assist (2)			
02:46	11 BRADFORD L substitution out			
02:46	5 WILLIAMS T substitution in			
02:19		<b>32-27</b>	<b>5</b>	4 MCKINNEY JR. M 2pt FG in the paint, layup made (8)



**UTEP at Louisiana Tech**

01/07/23 Thomas Assembly Center, Ruston  
2022-23 Men's Basketball

**Game Time:** 2:00 PM  
**Game Duration:** 2:07  
**Attendance:** 2,435

**Officials:** Kevin Mathis, Andrew Walton, Shane Staggs

Game Time	LAT	Score	Diff	TEP
02:00	24 WILLIAMS C 2pt FG in the paint, layup made (9)	<b>34-27</b>	<b>7</b>	
01:33				2 HARDY T turnover travel (2)
01:33				2 HARDY T substitution out
01:33				23 FRAZIER III O substitution in
01:33	Timeout 30 Sec			
01:33				34 KALU K substitution out
01:33				12 SIBLEY J substitution in
01:23	24 WILLIAMS C turnover bad pass (3)			4 MCKINNEY JR. M steal (1)
01:18				12 SIBLEY J turnover out of bounds (2)
01:04	24 WILLIAMS C 3pt FG from turnover, jump shot made (12)	<b>37-27</b>	<b>10</b>	
01:04	0 WILLIS K assist (1)			
00:39				13 SOLOMON C 2pt FG outside the paint, jump shot missed
00:35				23 FRAZIER III O offensive rebound (1)
00:35	jump ball situation			
00:35	1 HUNTER K substitution out			
00:35	14 ALLEN W substitution in			
00:27				4 MCKINNEY JR. M 2pt FG second chance in the paint, layup missed
00:20	14 ALLEN W defensive rebound (1)			
00:00	24 WILLIAMS C 3pt FG , jump shot missed			
00:00				defensive rebound (12)
<b>END OF PERIOD</b>				
<b>LAT 37-27 TEP</b>				



**UTEP at Louisiana Tech**

01/07/23 Thomas Assembly Center, Ruston  
2022-23 Men's Basketball

Game Time: 2:00 PM  
Game Duration: 2:07  
Attendance: 2,435

Officials: Kevin Mathis, Andrew Walton, Shane Staggs

**UTEP - 27**

NO.	Name	F	Min	FG	3P	FT	Rebounds			Fouls		TP	AS	TO	ST	Blocks		+/-
				M-A	M-A	M-A	OR	DR	TOT	PF	FD					BS	BA	
13	Calvin Solomon	F	16:46	1-3	0-0	0-0	1	1	2	0	1	2	1	5	2	0	1	-5
21	Ze'rik Onyema	F	05:51	0-1	0-0	0-0	0	1	1	1	0	0	0	1	1	0	0	-1
23	Otis Frazier III	F	13:56	2-2	1-1	0-0	1	0	1	1	2	5	0	1	0	1	0	-1
2	Tae Hardy	G	10:03	0-3	0-2	0-0	0	0	0	0	0	0	2	2	0	0	1	-9
5	Shamar Givance	G	16:40	3-3	1-1	0-0	0	3	3	2	0	7	2	2	0	0	0	-4
4	Mario McKinney Jr.		07:04	3-4	0-0	2-3	0	1	1	3	2	8	0	1	1	0	0	-6
34	Kevin Kalu		09:22	0-0	0-0	0-0	0	1	1	0	0	0	0	0	1	1	0	-1
12	Jamari Sibley		06:22	1-1	0-0	0-0	0	0	0	0	0	2	0	2	0	0	0	-11
1	Jon Dos Anjos		03:14	0-0	0-0	0-0	0	0	0	0	0	0	0	0	0	0	0	-5
32	Derick Hamilton		03:14	0-2	0-0	0-0	0	0	0	0	1	0	0	0	0	0	1	-5
11	Carlos Lemus		07:28	1-2	1-1	0-0	0	0	0	0	0	3	1	0	1	0	1	-2
Team							2	1	3			0		0				
<b>Totals</b>				11-21	3-5	2-3	4	8	12	7	6	27	6	14	6	2	4	-10

Shooting By Period		
1st FG%	11-21	52.4%
3PT%	3-5	60.0%
FT%	2-3	66.7%
GM FG%	11-21	52.4%
3PT%	3-5	60.0%
FT%	2-3	66.7%

Dead Ball Rebounds: 1, 0

Technical Fouls::NONE

**Louisiana Tech - 37**

NO.	Name	F	Min	FG	3P	FT	Rebounds			Fouls		TP	AS	TO	ST	Blocks		+/-
				M-A	M-A	M-A	OR	DR	TOT	PF	FD					BS	BA	
14	Will Allen	F	05:21	0-0	0-0	0-0	0	1	1	1	0	0	0	0	1	0	0	2
22	Isaiah Crawford	F	08:03	0-1	0-0	0-0	0	0	0	2	0	0	1	1	1	0	0	4
0	Keaston Willis	G	11:54	1-3	1-3	2-2	0	0	0	0	1	5	1	1	2	0	0	3
20	Jordan Crawford	G	06:19	0-1	0-0	0-0	0	0	0	2	2	0	2	1	1	0	0	0
24	Cobe Williams	G	17:03	5-10	2-3	0-0	0	0	0	0	0	12	2	3	2	1	2	14
1	Kenny Hunter		14:39	1-2	0-0	0-0	1	1	2	0	0	2	0	0	0	2	0	8
2	Dravon Mangum		13:09	3-5	2-4	0-0	0	1	1	1	2	8	0	0	0	0	0	14
3	Quandre Bullock		11:03	5-6	0-0	0-0	1	2	3	0	2	10	0	0	1	1	0	3
5	Terran Williams		08:58	0-1	0-1	0-0	1	0	1	0	0	0	1	1	0	0	0	3
11	LaDamien Bradford		03:31	0-0	0-0	0-0	0	0	0	0	0	0	2	1	1	0	0	-1
Team							3	1	4			0		0				
<b>Totals</b>				15-29	5-11	2-2	6	6	12	6	7	37	9	8	9	4	2	10

Shooting By Period		
1st FG%	15-29	51.7%
3PT%	5-11	45.5%
FT%	2-2	100%
GM FG%	15-29	51.7%
3PT%	5-11	45.5%
FT%	2-2	100.0%

Dead Ball Rebounds: 0, 0

Technical Fouls::NONE

	TEP	LAT
Biggest lead	3 (1st 17:07)	10 (1st 8:22)
Best Scoring Run	5(1st 5:03)	9(1st 8:22)
Lead Changes	3	
Times Tied	3	
Time with Lead	02:24	15:07

Points from	TEP	LAT
Turnovers	6	16
Paint	12	20
Second Chance	0	3
Fast Breaks	2	8
Bench	13	20

	Period by Period Scoring		
	1st	2nd	TOT
TEP	27	31	58
LAT	37	23	60



**UTEP at Louisiana Tech**

01/07/23 Thomas Assembly Center, Ruston  
2022-23 Men's Basketball

**Game Time:** 2:00 PM  
**Game Duration:** 2:07  
**Attendance:** 2,435

**Officials:** Kevin Mathis, Andrew Walton, Shane Staggs

**Period 2**

**Quarter Starters:**

<b>LAT</b>	0 Willis K	2 Mangum D	14 Allen W	20 Crawford J	22 Crawford I
<b>TEP</b>	2 Hardy T	5 Givance S	13 Solomon C	21 Onyema Z	23 Frazier III O

Game Time	LAT	Score	Diff	TEP
20:00	5 WILLIAMS T substitution out			
20:00	24 WILLIAMS C substitution out			
20:00	20 CRAWFORD J substitution in			
20:00	22 CRAWFORD I substitution in			
20:00				4 MCKINNEY JR. M substitution out
20:00				11 LEMUS C substitution out
20:00				12 SIBLEY J substitution out
20:00				2 HARDY T substitution in
20:00				5 GIVANCE S substitution in
20:00				21 ONYEMA Z substitution in
19:50	22 CRAWFORD I 2pt FG in the paint, layup missed			
19:47				13 SOLOMON C defensive rebound (3)
19:36				13 SOLOMON C 2pt FG in the paint, layup blocked
19:36	22 CRAWFORD I block (1)			
19:28	2 MANGUM D defensive rebound (2)			
19:23	2 MANGUM D 2pt FG in the paint, layup missed			
19:20				5 GIVANCE S defensive rebound (4)
19:13	2 MANGUM D substitution out			
19:13	24 WILLIAMS C substitution in			
19:13				21 ONYEMA Z substitution out
19:13				34 KALU K substitution in
19:06		<b>37-30</b>	<b>7</b>	2 HARDY T 3pt FG , jump shot made (3)
19:06				5 GIVANCE S assist (3)
18:44	14 ALLEN W turnover lost ball (1)			
18:44	22 CRAWFORD I substitution out			
18:44	2 MANGUM D substitution in			
18:32				2 HARDY T 3pt FG from turnover, jump shot missed
18:29				34 KALU K offensive rebound (2)
18:27		<b>37-32</b>	<b>5</b>	34 KALU K 2pt FG from turnover second chance in the paint, layup made (2)
18:07	24 WILLIAMS C 2pt FG in the paint, layup blocked			
18:07				23 FRAZIER III O block (2)
18:04				34 KALU K defensive rebound (3)
17:54				23 FRAZIER III O 3pt FG , jump shot missed
17:52				13 SOLOMON C offensive rebound (4)
17:49	24 WILLIAMS C foul shooting (1 - 1)			13 SOLOMON C foul drawn (2)
17:49	Timeout 60 Sec			
17:49	0 WILLIS K substitution out			
17:49	14 ALLEN W substitution out			
17:49	1 HUNTER K substitution in			
17:49	3 BULLOCK Q substitution in			
17:49		<b>37-33</b>	<b>4</b>	13 SOLOMON C free throw 1 - 2 made (3)
17:49				13 SOLOMON C free throw 2 - 2 missed



**UTEP at Louisiana Tech**

01/07/23 Thomas Assembly Center, Ruston  
2022-23 Men's Basketball

**Game Time:** 2:00 PM  
**Game Duration:** 2:07  
**Attendance:** 2,435

**Officials:** Kevin Mathis, Andrew Walton, Shane Staggs

Game Time	LAT	Score	Diff	TEP
17:48	3 BULLOCK Q defensive rebound (4)			
17:28	20 CRAWFORD J turnover bad pass (2)			23 FRAZIER III O steal (1)
17:25	2 MANGUM D steal (1)			5 GIVANCE S turnover lost ball (3)
17:13	1 HUNTER K 2pt FG from turnover in the paint, dunk, missed			
17:11				13 SOLOMON C defensive rebound (5)
16:51		<b>37-35</b>	<b>2</b>	23 FRAZIER III O 2pt FG in the paint, layup made (7)
16:51				13 SOLOMON C assist (2)
16:38	20 CRAWFORD J turnover lost ball (3)			13 SOLOMON C steal (3)
16:20	1 HUNTER K foul shooting (1 - 2)			23 FRAZIER III O foul drawn (3)
16:20				23 FRAZIER III O free throw 1 - 2 missed
16:20				offensive dead ball rebound (2)
16:20	20 CRAWFORD J substitution out			
16:20	5 WILLIAMS T substitution in			
16:20		<b>37-36</b>	<b>1</b>	23 FRAZIER III O free throw 2 - 2 made (8)
16:04	24 WILLIAMS C turnover bad pass (4)			
15:44	1 HUNTER K steal (1)			13 SOLOMON C turnover bad pass (6)
15:28	24 WILLIAMS C 3pt FG from turnover, jump shot missed			
15:24	3 BULLOCK Q offensive rebound (5)			
15:19	2 MANGUM D 2pt FG from turnover second chance in the paint, layup made (10)	<b>39-36</b>	<b>3</b>	
15:19	3 BULLOCK Q assist (1)			
15:04		<b>39-38</b>	<b>1</b>	34 KALU K 2pt FG in the paint, dunk, made (4)
15:04				5 GIVANCE S assist (4)
15:01				Timeout 30 Sec
15:01				2 HARDY T substitution out
15:01				13 SOLOMON C substitution out
15:01				23 FRAZIER III O substitution out
15:01				34 KALU K substitution out
15:01				1 DOS ANJOS J substitution in
15:01				4 MCKINNEY JR. M substitution in
15:01				11 LEMUS C substitution in
15:01				21 ONYEMA Z substitution in
14:35	1 HUNTER K foul drawn (1)			11 LEMUS C foul personal (1 - 1)
14:25	24 WILLIAMS C foul drawn (1)			1 DOS ANJOS J foul personal (1 - 2)
14:23	24 WILLIAMS C 3pt FG , jump shot missed			
14:20				1 DOS ANJOS J defensive rebound (1)
14:17	5 WILLIAMS T foul personal (1 - 3)			1 DOS ANJOS J foul drawn (1)
14:06				4 MCKINNEY JR. M 2pt FG in the paint, layup missed
14:04	1 HUNTER K defensive rebound (3)			
13:53	1 HUNTER K 2pt FG in the paint, dunk, blocked			
13:53				1 DOS ANJOS J block (1)
13:51	1 HUNTER K offensive rebound (4)			
13:51	1 HUNTER K foul drawn (2)			11 LEMUS C foul shooting (2 - 3)
13:51	1 HUNTER K free throw 1 - 2 missed			
13:51	offensive dead ball rebound (1)			
13:51	5 WILLIAMS T substitution out			
13:51	0 WILLIS K substitution in			
13:51	1 HUNTER K free throw 2 - 2 made (3)	<b>40-38</b>	<b>2</b>	
13:34				1 DOS ANJOS J 3pt FG , jump shot missed



**UTEP at Louisiana Tech**

01/07/23 Thomas Assembly Center, Ruston  
2022-23 Men's Basketball

**Game Time:** 2:00 PM  
**Game Duration:** 2:07  
**Attendance:** 2,435

**Officials:** Kevin Mathis, Andrew Walton, Shane Staggs

Game Time	LAT	Score	Diff	TEP
13:31	24 WILLIAMS C defensive rebound (1)			
13:26	2 MANGUM D 3pt FG , jump shot missed			
13:24	offensive rebound (19)			
13:24	1 HUNTER K foul drawn (3)			21 ONYEMA Z foul personal (2 - 4)
13:24				1 DOS ANJOS J substitution out
13:24				13 SOLOMON C substitution in
13:23	0 WILLIS K 2pt FG second chance in the paint, layup missed			
13:20				21 ONYEMA Z defensive rebound (2)
13:05		<b>40-40</b>	<b>0</b>	21 ONYEMA Z 2pt FG in the paint, layup made (2)
13:05				11 LEMUS C assist (2)
13:01	24 WILLIAMS C foul drawn (2)			13 SOLOMON C foul personal (1 - 5)
13:00	1 HUNTER K substitution out			
13:00	22 CRAWFORD I substitution in			
12:44	22 CRAWFORD I 2pt FG in the paint, layup made (2)	<b>42-40</b>	<b>2</b>	
12:44	24 WILLIAMS C assist (3)			
12:21				4 MCKINNEY JR. M 2pt FG in the paint, layup missed
12:18	22 CRAWFORD I defensive rebound (1)			
12:15	3 BULLOCK Q foul drawn (3)			5 GIVANCE S foul personal (3 - 6)
12:15				5 GIVANCE S substitution out
12:15				11 LEMUS C substitution out
12:15				21 ONYEMA Z substitution out
12:15				2 HARDY T substitution in
12:15				23 FRAZIER III O substitution in
12:15				34 KALU K substitution in
12:08	22 CRAWFORD I 2pt FG in the paint, layup missed			
12:06				34 KALU K defensive rebound (4)
11:43	24 WILLIAMS C foul shooting (2 - 4)			13 SOLOMON C foul drawn (3)
11:43				13 SOLOMON C free throw 1 - 2 missed
11:43				offensive dead ball rebound (3)
11:43				13 SOLOMON C free throw 2 - 2 missed
11:42	0 WILLIS K defensive rebound (1)			
11:24	22 CRAWFORD I 2pt FG in the paint, layup made (4)	<b>44-40</b>	<b>4</b>	
11:24	24 WILLIAMS C assist (4)			
10:57				23 FRAZIER III O 3pt FG , jump shot missed
10:54	0 WILLIS K defensive rebound (2)			
10:48	0 WILLIS K 2pt FG in the paint, layup made (7)	<b>46-40</b>	<b>6</b>	
10:22				4 MCKINNEY JR. M 2pt FG in the paint, layup missed
10:22				offensive rebound (22)
10:22				4 MCKINNEY JR. M substitution out
10:22				5 GIVANCE S substitution in
10:14				5 GIVANCE S 3pt FG second chance, jump shot missed
10:10	22 CRAWFORD I defensive rebound (2)			
09:56	24 WILLIAMS C 2pt FG in the paint, layup made (14)	<b>48-40</b>	<b>8</b>	
09:31	0 WILLIS K foul shooting (1 - 5)			23 FRAZIER III O foul drawn (4)
09:31				23 FRAZIER III O free throw 1 - 2 missed
09:31				offensive dead ball rebound (4)
09:31		<b>48-41</b>	<b>7</b>	23 FRAZIER III O free throw 2 - 2 made (9)
09:20	22 CRAWFORD I foul drawn (1)			34 KALU K foul personal (1 - 7)
09:20	22 CRAWFORD I 1&1 free throw 1 made (5)	<b>49-41</b>	<b>8</b>	



**UTEP at Louisiana Tech**

01/07/23 Thomas Assembly Center, Ruston  
2022-23 Men's Basketball

**Game Time:** 2:00 PM  
**Game Duration:** 2:07  
**Attendance:** 2,435

**Officials:** Kevin Mathis, Andrew Walton, Shane Staggs

Game Time	LAT	Score	Diff	TEP
09:20	2 MANGUM D substitution out			
09:20	1 HUNTER K substitution in			
09:20	22 CRAWFORD I 1&1 free throw 2 made (6)	<b>50-41</b>	<b>9</b>	
09:11				5 GIVANCE S 3pt FG , jump shot missed
09:07	1 HUNTER K defensive rebound (5)			
08:55	24 WILLIAMS C turnover bad pass (5)			
08:36				2 HARDY T 2pt FG from turnover in the paint, layup blocked
08:36	1 HUNTER K block (3)			
08:30				23 FRAZIER III O offensive rebound (2)
08:29				23 FRAZIER III O 2pt FG from turnover second chance in the paint, layup blocked
08:29	1 HUNTER K block (4)			
08:25				13 SOLOMON C offensive rebound (6)
08:25				13 SOLOMON C turnover bad pass (7)
08:25				34 KALU K substitution out
08:25				21 ONYEMA Z substitution in
08:20	22 CRAWFORD I foul drawn (2)			13 SOLOMON C foul personal (2 - 8)
08:20	22 CRAWFORD I 1&1 free throw 1 made (7)	<b>51-41</b>	<b>10</b>	
08:20	22 CRAWFORD I 1&1 free throw 2 missed			
08:19				13 SOLOMON C defensive rebound (7)
08:04				13 SOLOMON C 2pt FG in the paint, layup blocked
08:04	22 CRAWFORD I block (2)			
08:00	22 CRAWFORD I defensive rebound (3)			
07:53	22 CRAWFORD I turnover bad pass (2)			23 FRAZIER III O steal (2)
07:48		<b>51-43</b>	<b>8</b>	2 HARDY T 2pt FG fast break from turnover in the paint, layup made (5)
07:30	0 WILLIS K 2pt FG in the paint, layup missed			
07:28				2 HARDY T defensive rebound (1)
07:28	22 CRAWFORD I foul personal (3 - 6)			2 HARDY T foul drawn (1)
07:28	Timeout media			
07:21		<b>51-45</b>	<b>6</b>	23 FRAZIER III O 2pt FG in the paint, alleyoop made (11)
07:21				5 GIVANCE S assist (5)
07:03				21 ONYEMA Z substitution out
07:03				34 KALU K substitution in
06:46	24 WILLIAMS C 3pt FG , jump shot missed			
06:43				defensive rebound (27)
06:22				23 FRAZIER III O 3pt FG , jump shot missed
06:19				13 SOLOMON C offensive rebound (8)
06:16	22 CRAWFORD I foul shooting (4 - 7)			13 SOLOMON C foul drawn (4)
06:16				13 SOLOMON C free throw 1 - 2 missed
06:16				offensive dead ball rebound (5)
06:16	22 CRAWFORD I substitution out			
06:16	2 MANGUM D substitution in			
06:16		<b>51-46</b>	<b>5</b>	13 SOLOMON C free throw 2 - 2 made (4)
06:00	24 WILLIAMS C foul drawn (3)			5 GIVANCE S foul shooting (4 - 9)
06:00	24 WILLIAMS C free throw 1 - 2 made (15)	<b>52-46</b>	<b>6</b>	
06:00	24 WILLIAMS C free throw 2 - 2 made (16)	<b>53-46</b>	<b>7</b>	
05:45		<b>53-48</b>	<b>5</b>	23 FRAZIER III O 2pt FG in the paint, dunk, made (13)
05:45				13 SOLOMON C assist (3)
05:43	3 BULLOCK Q substitution out			



**UTEP at Louisiana Tech**

01/07/23 Thomas Assembly Center, Ruston  
2022-23 Men's Basketball

**Game Time:** 2:00 PM  
**Game Duration:** 2:07  
**Attendance:** 2,435

**Officials:** Kevin Mathis, Andrew Walton, Shane Staggs

Game Time	LAT	Score	Diff	TEP
05:43	22 CRAWFORD I substitution in			
05:28	1 HUNTER K turnover travel (1)			
05:08	24 WILLIAMS C foul personal (3 - 8)			34 KALU K foul drawn (1)
05:08				34 KALU K 1&1 free throw 1 missed
05:07	0 WILLIS K defensive rebound (3)			
04:54	Timeout 30 Sec			
04:46	24 WILLIAMS C foul drawn (4)			13 SOLOMON C foul shooting (3 - 10)
04:46	24 WILLIAMS C free throw 1 - 2 made (17)	<b>54-48</b>	<b>6</b>	
04:46	24 WILLIAMS C free throw 2 - 2 missed			
04:45				34 KALU K defensive rebound (5)
04:17				13 SOLOMON C 2pt FG in the paint, layup missed
04:15	2 MANGUM D defensive rebound (3)			
04:02	24 WILLIAMS C foul offensive (4 - 9)			2 HARDY T foul drawn (2)
04:02	24 WILLIAMS C turnover offensive (6)			
04:02	2 MANGUM D substitution out			
04:02	20 CRAWFORD J substitution in			
04:02				23 FRAZIER III O substitution out
04:02				4 MCKINNEY JR. M substitution in
03:48		<b>54-51</b>	<b>3</b>	5 GIVANCE S 3pt FG from turnover, jump shot made (10)
03:48				2 HARDY T assist (3)
03:32	22 CRAWFORD I foul offensive (5 - 10)			2 HARDY T foul drawn (3)
03:32	22 CRAWFORD I turnover offensive (3)			
03:32	20 CRAWFORD J substitution out			
03:32	22 CRAWFORD I substitution out			
03:32	2 MANGUM D substitution in			
03:32	3 BULLOCK Q substitution in			
03:13				4 MCKINNEY JR. M 3pt FG from turnover, jump shot missed
03:11	1 HUNTER K defensive rebound (6)			
02:42	24 WILLIAMS C 3pt FG , jump shot missed			
02:39				34 KALU K defensive rebound (6)
02:18	1 HUNTER K foul shooting (2 - 11)			34 KALU K foul drawn (2)
02:18		<b>54-52</b>	<b>2</b>	34 KALU K free throw 1 - 2 made (5)
02:18		<b>54-53</b>	<b>1</b>	34 KALU K free throw 2 - 2 made (6)
02:03	0 WILLIS K 3pt FG , jump shot made (10)	<b>57-53</b>	<b>4</b>	
01:47	1 HUNTER K foul personal (3 - 12)			5 GIVANCE S foul drawn (1)
01:47				5 GIVANCE S free throw 1 - 2 missed
01:47				offensive dead ball rebound (6)
01:47		<b>57-54</b>	<b>3</b>	5 GIVANCE S free throw 2 - 2 made (11)
01:23	3 BULLOCK Q 2pt FG in the paint, layup missed			
01:20				13 SOLOMON C defensive rebound (9)
01:10	3 BULLOCK Q steal (2)			5 GIVANCE S turnover bad pass (4)
00:40	0 WILLIS K 2pt FG from turnover in the paint, jump shot missed			
00:37				13 SOLOMON C defensive rebound (10)
00:31				Timeout 60 Sec
00:24	0 WILLIS K foul personal (2 - 13)			4 MCKINNEY JR. M foul drawn (3)
00:24		<b>57-55</b>	<b>2</b>	4 MCKINNEY JR. M free throw 1 - 2 made (9)
00:24				5 GIVANCE S substitution out
00:24				34 KALU K substitution out
00:24				11 LEMUS C substitution in



**UTEP at Louisiana Tech**

01/07/23 Thomas Assembly Center, Ruston  
2022-23 Men's Basketball

**Game Time:** 2:00 PM  
**Game Duration:** 2:07  
**Attendance:** 2,435

**Officials:** Kevin Mathis, Andrew Walton, Shane Staggs

Game Time	LAT	Score	Diff	TEP
00:24				23 FRAZIER III O substitution in
00:24		<b>57-56</b>	<b>1</b>	4 MCKINNEY JR. M free throw 2 - 2 made (10)
00:24	1 HUNTER K substitution out			
00:24	5 WILLIAMS T substitution in			
00:15	3 BULLOCK Q 2pt FG in the paint, layup made (12)	<b>59-56</b>	<b>3</b>	
00:10				4 MCKINNEY JR. M 2pt FG in the paint, layup missed
00:09				13 SOLOMON C offensive rebound (11)
00:09		<b>59-58</b>	<b>1</b>	13 SOLOMON C 2pt FG second chance in the paint, layup made (6)
00:08	5 WILLIAMS T foul drawn (1)			2 HARDY T foul personal (1 - 11)
00:08	5 WILLIAMS T free throw fast break 1 - 2 missed			
00:08	offensive dead ball rebound (2)			
00:08				11 LEMUS C substitution out
00:08				5 GIVANCE S substitution in
00:08	5 WILLIAMS T free throw fast break 2 - 2 made (1)	<b>60-58</b>	<b>2</b>	
00:08	Timeout 60 Sec			
00:08	5 WILLIAMS T substitution out			
00:08	1 HUNTER K substitution in			
00:01				2 HARDY T 3pt FG , jump shot missed
00:00	defensive rebound (29)			
<b>END OF GAME</b>				
<b>LAT 60-58 TEP</b>				



**UTEP at Louisiana Tech**

01/07/23 Thomas Assembly Center, Ruston  
2022-23 Men's Basketball

Game Time: 2:00 PM  
Game Duration: 2:07  
Attendance: 2,435

Officials: Kevin Mathis, Andrew Walton, Shane Staggs

**UTEP - 31**

NO.	Name	F	Min	FG	3P	FT	Rebounds			Fouls		TP	AS	TO	ST	Blocks		+/-
				M-A	M-A	M-A	OR	DR	TOT	PF	FD					BS	BA	
13	Calvin Solomon	F	18:23	1-4	0-0	2-6	4	5	9	3	3	4	2	2	1	0	2	9
21	Ze'rik Onyema	F	04:55	1-1	0-0	0-0	0	1	1	1	0	2	0	0	0	0	0	2
23	Otis Frazier III	F	13:36	3-7	0-3	2-4	1	0	1	0	2	8	0	0	2	1	1	5
2	Tae Hardy	G	17:14	2-5	1-3	0-0	0	1	1	1	3	5	1	0	0	0	1	9
5	Shamar Givance	G	17:52	1-3	1-3	1-2	0	1	1	2	1	4	3	2	0	0	0	11
12	Jamari Sibley		00:00	0-0	0-0	0-0	0	0	0	0	0	0	0	0	0	0	0	0
34	Kevin Kalu		14:41	2-2	0-0	2-3	1	4	5	1	2	6	0	0	0	0	0	6
1	Jon Dos Anjos		01:37	0-1	0-1	0-0	0	1	1	1	1	0	0	0	0	1	0	-1
4	Mario McKinney Jr.		08:41	0-5	0-1	2-2	0	0	0	0	1	2	0	0	0	0	0	-1
11	Carlos Lemus		03:01	0-0	0-0	0-0	0	0	0	2	0	0	1	0	0	0	0	0
Team							1	1	2			0		0				
<b>Totals</b>				10-28	2-11	9-17	7	14	21	11	13	31	7	4	3	2	4	8

Shooting By Period		
2 <sup>nd</sup> FG%	10-28	35.7%
3PT%	2-11	18.2%
FT%	9-17	52.9%
GM FG%	10-28	35.7%
3PT%	2-11	18.2%
FT%	9-17	52.9%

Dead Ball Rebounds: 5, 0

Technical Fouls::NONE

**Louisiana Tech - 23**

NO.	Name	F	Min	FG	3P	FT	Rebounds			Fouls		TP	AS	TO	ST	Blocks		+/-
				M-A	M-A	M-A	OR	DR	TOT	PF	FD					BS	BA	
14	Will Allen	F	02:11	0-0	0-0	0-0	0	0	0	0	0	0	0	1	0	0	0	-5
22	Isaiah Crawford	F	10:11	2-4	0-0	3-4	0	3	3	3	2	7	0	2	0	2	0	1
0	Keaston Willis	G	16:02	2-5	1-1	0-0	0	3	3	2	0	5	0	0	0	0	0	-4
20	Jordan Crawford	G	04:10	0-0	0-0	0-0	0	0	0	0	0	0	0	2	0	0	0	-11
24	Cobe Williams	G	19:13	1-6	0-4	3-4	0	1	1	4	4	5	2	3	0	0	1	-8
2	Dravon Mangum		15:57	1-3	0-1	0-0	0	2	2	0	0	2	0	0	1	0	0	0
1	Kenny Hunter		13:54	0-2	0-0	1-2	1	3	4	3	3	1	0	1	1	2	1	-12
3	Quandre Bullock		15:38	1-2	0-0	0-0	1	1	2	0	1	2	1	0	1	0	0	-1
5	Terran Williams		02:44	0-0	0-0	1-2	0	0	0	1	1	1	0	0	0	0	0	0
Team							1	1	2			0		0				
<b>Totals</b>				7-22	1-6	8-12	3	14	17	13	11	23	3	9	3	4	2	-8

Shooting By Period		
2 <sup>nd</sup> FG%	7-22	31.8%
3PT%	1-6	16.7%
FT%	8-12	66.7%
GM FG%	7-22	31.8%
3PT%	1-6	16.7%
FT%	8-12	66.7%

Dead Ball Rebounds: 2, 0

Technical Fouls::NONE

	TEP	LAT
Biggest lead	0 (1 <sup>st</sup> 20:00)	10 (2 <sup>nd</sup> 19:50)
Best Scoring Run	9 (2 <sup>nd</sup> 16:20)	8 (2 <sup>nd</sup> 9:56)
Lead Changes	0	
Times Tied	1	
Time with Lead	00:00	19:29

Points from	TEP	LAT
Turnovers	8	3
Paint	16	12
Second Chance	6	3
Fast Breaks	2	2
Bench	8	6

Period by Period Scoring			
	1st	2nd	TOT
TEP	27	31	58
LAT	37	23	60



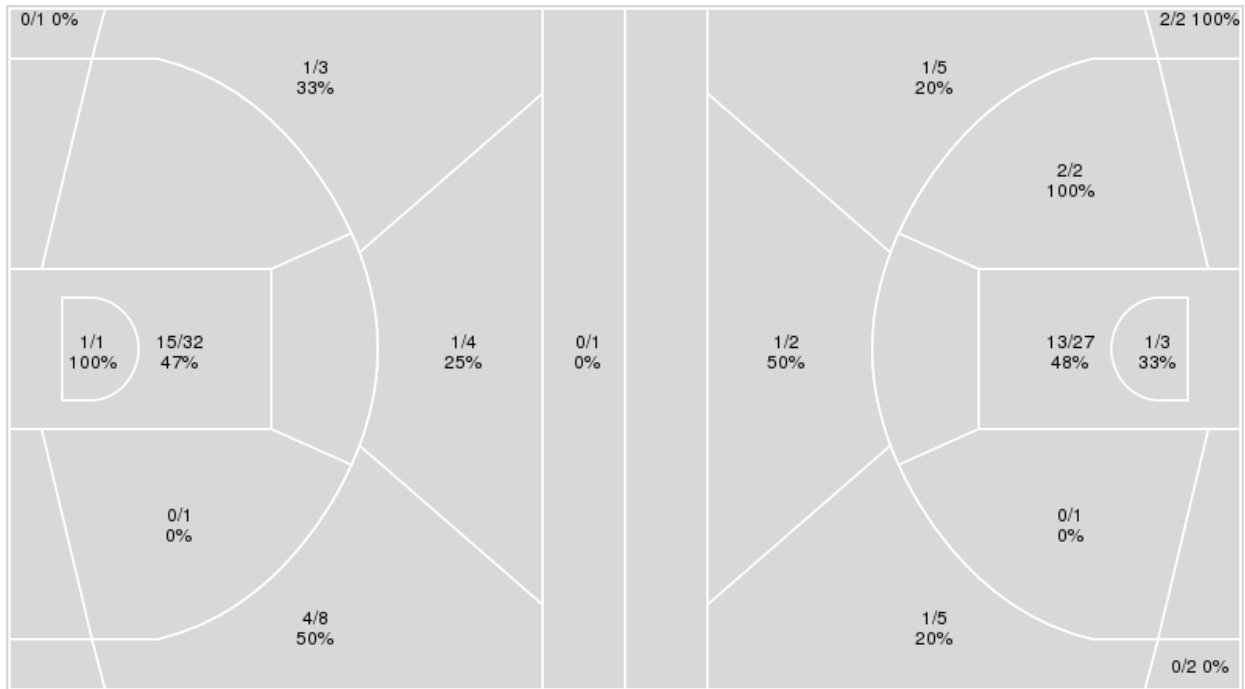
**Officials:** Kevin Mathis, Andrew Walton, Shane Staggs

{ Players => 0, 1, 2, 3, 4, 5, 10, 11, 13, 14, 20, 22, 24, 34; } FG Types  
 => All; Results => All;

{ Players => 0, 1, 2, 3, 4, 5, 11, 12, 13, 15, 20, 21, 23, 32, 34; } FG  
 Types => All; Results => All;

**Louisiana Tech**

**UTEP**



Louisiana Tech	M/A	%
Field Goals	22/51	43
2 Points	16/34	47
3 Points	6/17	35
Free Throws	10/14	71

UTEP	M/A	%
Field Goals	21/49	43
2 Points	16/33	48
3 Points	5/16	31
Free Throws	11/20	55



**UTEP at Louisiana Tech**

01/07/23 Thomas Assembly Center, Ruston  
2022-23 Men's Basketball

Game Time: 2:00 PM  
Game Duration: 2:07  
Attendance: 2,435

Officials: Kevin Mathis, Andrew Walton, Shane Staggs

**UTEP**

No	Name	Mins		Score		Points Diff		Points per Min		Assists		Rebounds		Steals		Turnovers	
		On	Off	On	Off	On	Off	On	Off	On	Off	On	Off	On	Off	On	Off
1	Jon Dos Anjos	04:51	35:09	4 - 10	54 - 50	-6	4	0.82	1.54	0	13	2	31	0	9	0	18
2	Tae Hardy	27:17	12:43	41 - 41	17 - 19	0	-2	1.50	1.34	9	4	23	10	6	3	13	5
4	Mario McKinney Jr.	15:45	24:15	22 - 29	36 - 31	-7	5	1.40	1.48	4	9	11	22	1	8	5	13
5	Shamar Givance	34:32	05:28	53 - 46	5 - 14	7	-9	1.53	0.91	13	0	27	6	8	1	14	4
11	Carlos Lemus	10:29	29:31	15 - 17	43 - 43	-2	0	1.43	1.46	4	9	10	23	3	6	7	11
12	Jamari Sibley	06:22	33:38	5 - 16	53 - 44	-11	9	0.79	1.58	0	13	6	27	1	8	3	15
13	Calvin Solomon	35:09	04:51	54 - 50	4 - 10	4	-6	1.54	0.82	13	0	31	2	9	0	18	0
21	Ze'rik Onyema	10:46	29:14	13 - 12	45 - 48	1	-3	1.21	1.54	3	10	9	24	4	5	6	12
23	Otis Frazier III	27:32	12:28	41 - 37	17 - 23	4	-6	1.49	1.36	9	4	25	8	9	0	13	5
32	Derick Hamilton	03:14	36:46	4 - 9	54 - 51	-5	3	1.24	1.47	0	13	1	32	0	9	0	18
34	Kevin Kalu	24:03	15:57	38 - 33	20 - 27	5	-7	1.58	1.25	10	3	20	13	4	5	11	7

**Louisiana Tech**

No	Name	Mins		Score		Points Diff		Points per Min		Assists		Rebounds		Steals		Turnovers	
		On	Off	On	Off	On	Off	On	Off	On	Off	On	Off	On	Off	On	Off
0	Keaston Willis	27:56	12:04	43 - 44	17 - 14	-1	3	1.54	1.41	8	4	17	12	7	5	12	5
1	Kenny Hunter	28:33	11:27	42 - 46	18 - 12	-4	6	1.47	1.57	9	3	20	9	7	5	13	4
2	Dravon Mangum	29:06	10:54	49 - 35	11 - 23	14	-12	1.68	1.01	9	3	24	5	8	4	8	9
3	Quandre Bullock	26:41	13:19	41 - 39	19 - 19	2	0	1.54	1.43	7	5	23	6	7	5	9	8
5	Terran Williams	11:42	28:18	20 - 17	40 - 41	3	-1	1.71	1.41	4	8	8	21	5	7	5	12
11	LaDamien Bradford	03:31	36:29	7 - 8	53 - 50	-1	3	1.99	1.45	2	10	1	28	3	9	2	15
14	Will Allen	07:32	32:28	6 - 9	54 - 49	-3	5	0.80	1.66	1	11	5	24	5	7	4	13
20	Jordan Crawford	10:29	29:31	10 - 21	50 - 37	-11	13	0.95	1.69	3	9	4	25	4	8	8	9
22	Isaiah Crawford	18:14	21:46	26 - 21	34 - 37	5	-3	1.43	1.56	6	6	16	13	3	9	9	8
24	Cobe Williams	36:16	03:44	56 - 50	4 - 8	6	-4	1.54	1.07	11	1	27	2	11	1	15	2

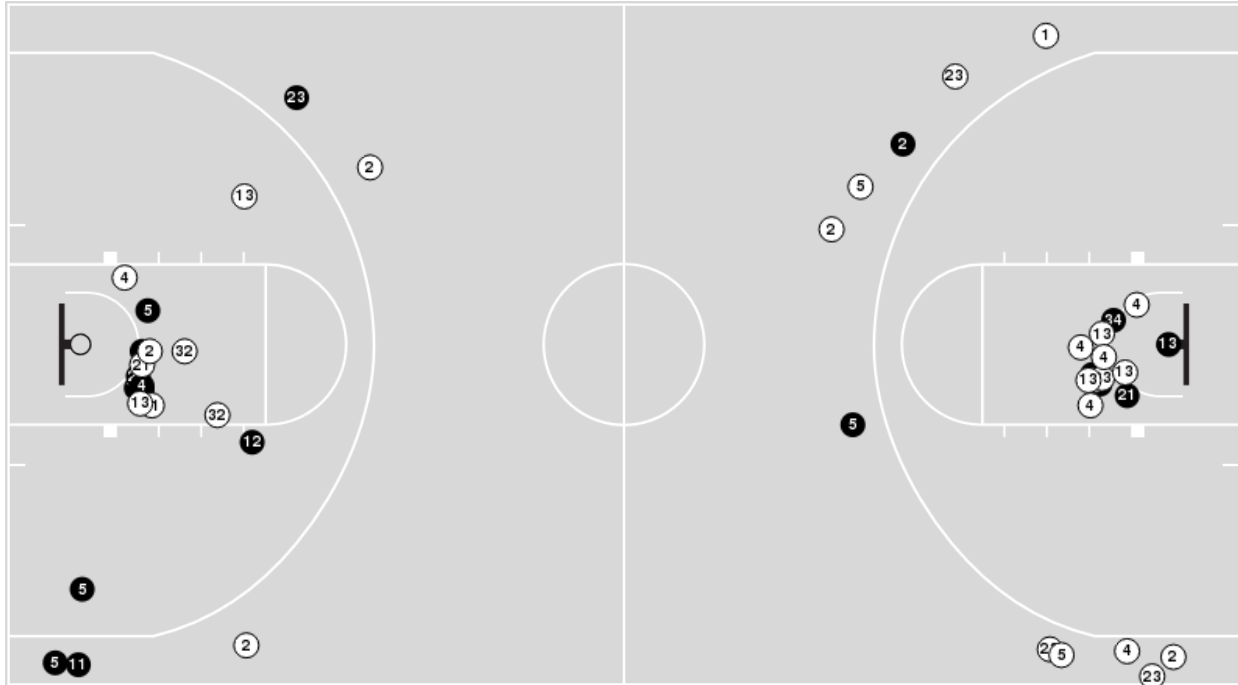


**Officials:** Kevin Mathis, Andrew Walton, Shane Staggs

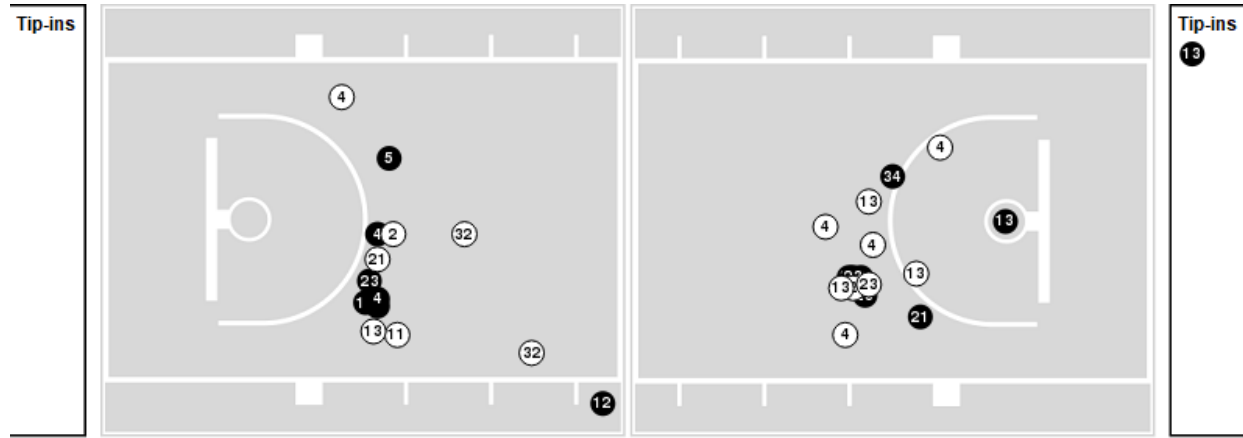
Players => 0, 1, 2, 3, 4, 5, 11, 12, 13, 15, 20, 21, 23, 32, 34 FG Types=>All Results=>All

**UTEP**

**All Field Goals**



**Blow Up Chart**



● Made ○ Missed N - Player Number

UTEP	M/A	%
Field Goals	21/49	43
2 Points	16/33	48
3 Points	5/16	31
Free Throws	11/20	55

UTEP	M/A	%
Points in the Paint	28 (14 / 30)	47
Fast Break Points	4 (2/2)	100
Second Chance Points	6 (4/10)	40
Effective FG%	48	

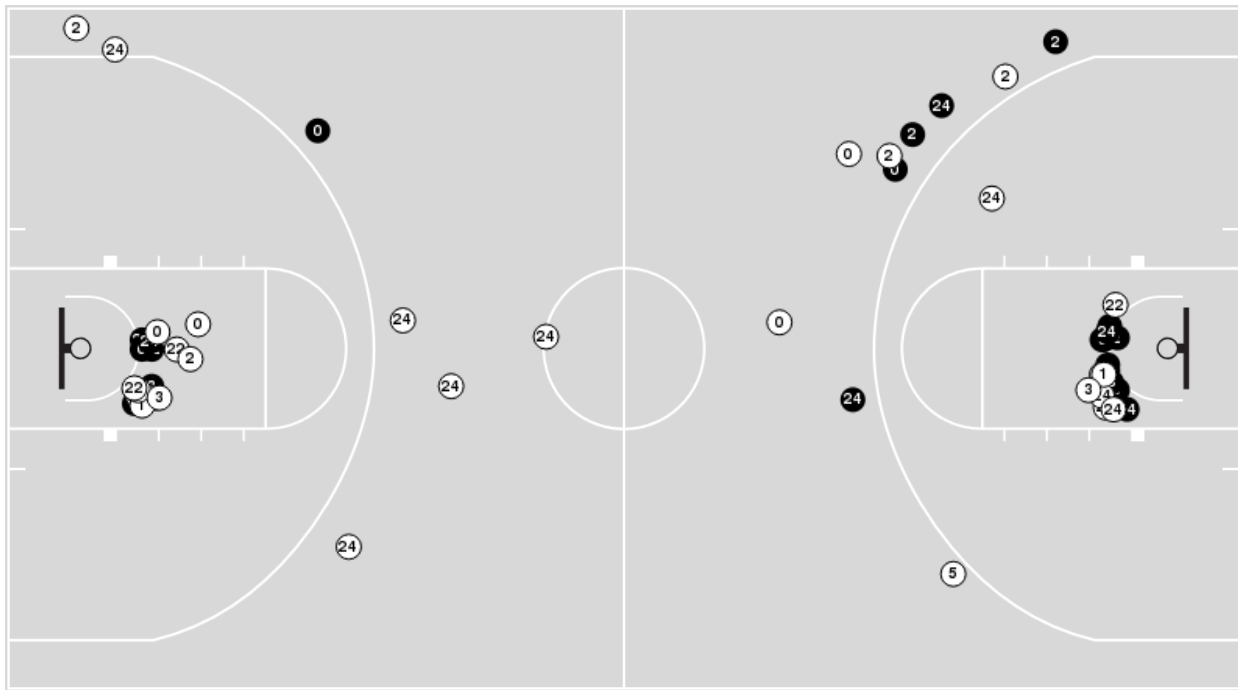


**Officials:** Kevin Mathis, Andrew Walton, Shane Staggs

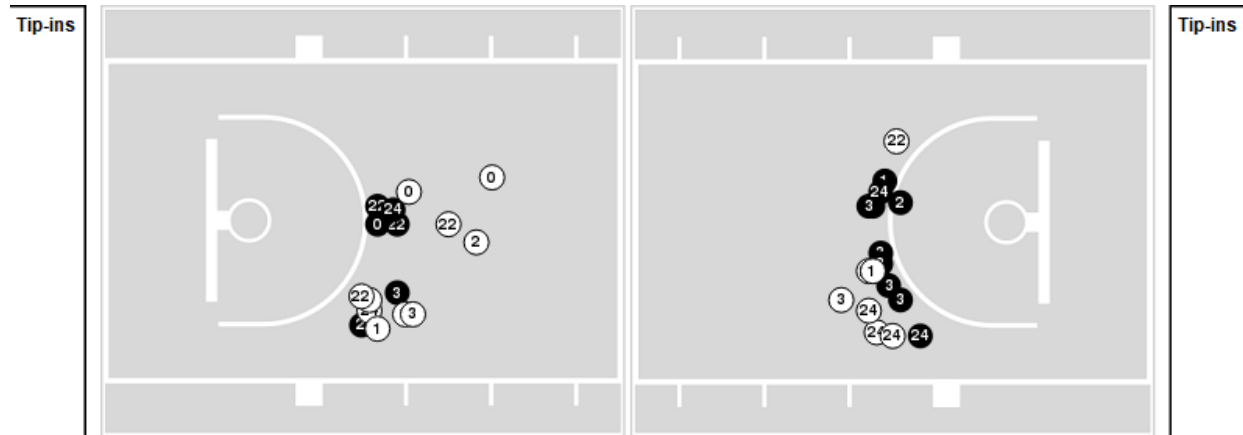
Players => 0, 1, 2, 3, 4, 5, 10, 11, 13, 14, 20, 22, 24, 34FG Types=>AllResults=>All

**Louisiana Tech**

**All Field Goals**



**Blow Up Chart**



● Made    ○ Missed    N - Player Number

Louisiana Tech	M/A	%
Field Goals	22/51	43
2 Points	16/34	47
3 Points	6/17	35
Free Throws	10/14	71

Louisiana Tech	M/A	%
Points in the Paint	32 (16 / 33)	48
Fast Break Points	10 (7/9)	78
Second Chance Points	6 (3/7)	43
Effective FG%	49	



**UTEP at Louisiana Tech**

01/07/23 Thomas Assembly Center, Ruston  
2022-23 Men's Basketball

**Game Time:** 2:00 PM  
**Game Duration:** 2:07  
**Attendance:** 2,435

**Officials:** Kevin Mathis, Andrew Walton, Shane Staggs

**UTEP**

Lineup	Quarter On	Time On	Quarter Off	Time Off	Time on Court	Score	Score Diff	Reb	Stl	Tov	Ass	PPP
2- Hardy T/ 5- Givance S/ 13- Solomon C/ 21- Onyema Z/ 23- Frazier III O/	1	20:00	1	16:53	03:07	5-2	3	1	3	4	1	0.8333
2- Hardy T/ 4- McKinney Jr. M/ 5- Givance S/ 13- Solomon C/ 34- Kalu K/	1	16:53	1	13:41	03:12	5-8	-3	0	0	0	2	1.2887
4- McKinney Jr. M/ 5- Givance S/ 12- Sibley J/ 13- Solomon C/ 34- Kalu K/	1	13:41	1	13:41	00:00	1-0	1	0	0	0	0	2.2727
5- Givance S/ 12- Sibley J/ 13- Solomon C/ 23- Frazier III O/ 34- Kalu K/	1	13:41	1	13:11	00:30	0-0	0	1	0	1	0	0.0000
1- Dos Anjos J/ 5- Givance S/ 12- Sibley J/ 23- Frazier III O/ 34- Kalu K/	1	13:11	1	13:11	00:00	0-0	0	0	0	0	0	0.0000
1- Dos Anjos J/ 5- Givance S/ 12- Sibley J/ 23- Frazier III O/ 32- Hamilton D/	1	13:11	1	09:57	03:14	4-9	-5	1	0	0	0	1.0000
2- Hardy T/ 5- Givance S/ 12- Sibley J/ 13- Solomon C/ 21- Onyema Z/	1	09:57	1	08:52	01:05	0-4	-4	2	0	1	0	0.0000
2- Hardy T/ 5- Givance S/ 13- Solomon C/ 21- Onyema Z/ 23- Frazier III O/	1	08:52	1	08:00	00:52	0-2	-2	0	0	1	0	0.0000
4- McKinney Jr. M/ 5- Givance S/ 13- Solomon C/ 21- Onyema Z/ 23- Frazier III O/	1	08:00	1	07:28	00:32	2-0	2	0	0	0	0	2.0000
5- Givance S/ 11- Lemus C/ 13- Solomon C/ 21- Onyema Z/ 23- Frazier III O/	1	07:28	1	07:13	00:15	0-0	0	0	0	0	0	0.0000
5- Givance S/ 11- Lemus C/ 13- Solomon C/ 23- Frazier III O/ 34- Kalu K/	1	07:13	1	03:20	03:53	8-4	4	4	2	3	3	1.1429
2- Hardy T/ 4- McKinney Jr. M/ 11- Lemus C/ 13- Solomon C/ 34- Kalu K/	1	03:20	1	01:33	01:47	2-5	-3	1	0	3	0	0.5000
4- McKinney Jr. M/ 11- Lemus C/ 13- Solomon C/ 23- Frazier III O/ 34- Kalu K/	1	01:33	1	01:33	00:00	0-0	0	0	0	0	0	0.0000
4- McKinney Jr. M/ 11- Lemus C/ 12- Sibley J/ 13- Solomon C/ 23- Frazier III O/	1	01:33	2	20:00	01:33	0-3	-3	2	1	1	0	0.0000
2- Hardy T/ 5- Givance S/ 13- Solomon C/ 21- Onyema Z/ 23- Frazier III O/	2	20:00	2	19:13	00:47	0-0	0	2	0	0	0	0.0000
2- Hardy T/ 5- Givance S/ 13- Solomon C/ 23- Frazier III O/ 34- Kalu K/	2	19:13	2	15:01	04:12	11-2	9	4	2	2	3	1.4175
1- Dos Anjos J/ 4- McKinney Jr. M/ 5- Givance S/ 11- Lemus C/ 21- Onyema Z/	2	15:01	2	13:24	01:37	0-1	-1	1	0	0	0	0.0000
4- McKinney Jr. M/ 5- Givance S/ 11- Lemus C/ 13- Solomon C/ 21- Onyema Z/	2	13:24	2	12:15	01:09	2-2	0	1	0	0	1	1.0000
2- Hardy T/ 4- McKinney Jr. M/ 13- Solomon C/ 23- Frazier III O/ 34- Kalu K/	2	12:15	2	10:22	01:53	0-4	-4	2	0	0	0	0.0000
2- Hardy T/ 5- Givance S/ 13- Solomon C/ 23- Frazier III O/ 34- Kalu K/	2	10:22	2	08:25	01:57	1-4	-3	2	0	1	0	0.2577
2- Hardy T/ 5- Givance S/ 13- Solomon C/ 21- Onyema Z/ 23- Frazier III O/	2	08:25	2	07:03	01:22	4-1	3	2	1	0	1	1.3333
2- Hardy T/ 5- Givance S/ 13- Solomon C/ 23- Frazier III O/ 34- Kalu K/	2	07:03	2	04:02	03:01	3-3	0	3	0	0	1	0.9036
2- Hardy T/ 4- McKinney Jr. M/ 5- Givance S/ 13- Solomon C/ 34- Kalu K/	2	04:02	2	00:24	03:38	7-3	4	3	0	1	1	1.3462
2- Hardy T/ 4- McKinney Jr. M/ 11- Lemus C/ 13- Solomon C/ 23- Frazier III O/	2	00:24	2	00:08	00:15	3-2	1	1	0	0	0	2.0833
2- Hardy T/ 4- McKinney Jr. M/ 5- Givance S/ 13- Solomon C/ 23- Frazier III O/	2	00:08	2	00:00	00:09	0-1	-1	0	0	0	0	0.0000



**UTEP at Louisiana Tech**

01/07/23 Thomas Assembly Center, Ruston  
2022-23 Men's Basketball

**Game Time:** 2:00 PM  
**Game Duration:** 2:07  
**Attendance:** 2,435

**Officials:** Kevin Mathis, Andrew Walton, Shane Staggs

**Louisiana Tech**

Lineup	Quarter On	Time On	Quarter Off	Time Off	Time on Court	Score	Score Diff	Reb	Stl	Tov	Ass	PPP
0- Willis K/ 14- Allen W/ 20- Crawford J/ 22- Crawford I/ 24- Williams C/	1	20:00	1	17:43	02:17	0-2	-2	1	3	3	0	0.0000
0- Willis K/ 1- Hunter K/ 20- Crawford J/ 22- Crawford I/ 24- Williams C/	1	17:43	1	16:06	01:37	5-3	2	1	0	0	2	2.5000
0- Willis K/ 1- Hunter K/ 2- Mangum D/ 20- Crawford J/ 24- Williams C/	1	16:06	1	14:23	01:43	5-4	1	0	0	0	1	2.5000
1- Hunter K/ 2- Mangum D/ 3- Bullock Q/ 20- Crawford J/ 24- Williams C/	1	14:23	1	13:41	00:42	0-1	-1	0	0	1	0	0.0000
1- Hunter K/ 2- Mangum D/ 3- Bullock Q/ 22- Crawford I/ 24- Williams C/	1	13:41	1	09:57	03:44	9-5	4	5	0	0	2	1.5000
2- Mangum D/ 3- Bullock Q/ 14- Allen W/ 22- Crawford I/ 24- Williams C/	1	09:57	1	09:32	00:25	0-0	0	0	0	0	0	0.0000
2- Mangum D/ 3- Bullock Q/ 5- Williams T/ 14- Allen W/ 24- Williams C/	1	09:32	1	07:28	02:04	6-2	4	2	2	0	1	2.0000
1- Hunter K/ 2- Mangum D/ 3- Bullock Q/ 5- Williams T/ 24- Williams C/	1	07:28	1	06:17	01:11	0-0	0	1	1	1	0	0.0000
0- Willis K/ 1- Hunter K/ 3- Bullock Q/ 5- Williams T/ 11- Bradford L/	1	06:17	1	03:20	02:57	4-8	-4	1	1	2	1	0.8197
0- Willis K/ 1- Hunter K/ 2- Mangum D/ 11- Bradford L/ 24- Williams C/	1	03:20	1	02:46	00:34	3-0	3	0	2	0	1	1.5000
0- Willis K/ 1- Hunter K/ 2- Mangum D/ 5- Williams T/ 24- Williams C/	1	02:46	1	00:35	02:11	5-2	3	0	0	1	1	1.6667
0- Willis K/ 2- Mangum D/ 5- Williams T/ 14- Allen W/ 24- Williams C/	1	00:35	2	20:00	00:35	0-0	0	1	0	0	0	0.0000
0- Willis K/ 2- Mangum D/ 14- Allen W/ 20- Crawford J/ 22- Crawford I/	2	20:00	2	19:13	00:47	0-0	0	1	0	0	0	0.0000
0- Willis K/ 14- Allen W/ 20- Crawford J/ 22- Crawford I/ 24- Williams C/	2	19:13	2	18:44	00:29	0-3	-3	0	0	1	0	0.0000
0- Willis K/ 2- Mangum D/ 14- Allen W/ 20- Crawford J/ 24- Williams C/	2	18:44	2	17:49	00:55	0-2	-2	0	0	0	0	0.0000
1- Hunter K/ 2- Mangum D/ 3- Bullock Q/ 20- Crawford J/ 24- Williams C/	2	17:49	2	16:20	01:29	0-3	-3	1	1	2	0	0.0000
1- Hunter K/ 2- Mangum D/ 3- Bullock Q/ 5- Williams T/ 24- Williams C/	2	16:20	2	13:51	02:29	2-3	-1	3	1	1	1	0.5814
0- Willis K/ 1- Hunter K/ 2- Mangum D/ 3- Bullock Q/ 24- Williams C/	2	13:51	2	13:00	00:51	1-2	-1	2	0	0	0	0.6944
0- Willis K/ 2- Mangum D/ 3- Bullock Q/ 22- Crawford I/ 24- Williams C/	2	13:00	2	09:20	03:40	9-1	8	4	0	0	2	1.6544
0- Willis K/ 1- Hunter K/ 3- Bullock Q/ 22- Crawford I/ 24- Williams C/	2	09:20	2	06:16	03:04	2-4	-2	2	0	2	0	0.3759
0- Willis K/ 1- Hunter K/ 2- Mangum D/ 3- Bullock Q/ 24- Williams C/	2	06:16	2	05:43	00:33	2-3	-1	0	0	0	0	2.2727
0- Willis K/ 1- Hunter K/ 2- Mangum D/ 22- Crawford I/ 24- Williams C/	2	05:43	2	04:02	01:41	1-0	1	2	0	2	0	0.3472
0- Willis K/ 1- Hunter K/ 20- Crawford J/ 22- Crawford I/ 24- Williams C/	2	04:02	2	03:32	00:30	0-3	-3	0	0	1	0	0.0000
0- Willis K/ 1- Hunter K/ 2- Mangum D/ 3- Bullock Q/ 24- Williams C/	2	03:32	2	00:24	03:08	3-5	-2	1	1	0	0	0.7500
0- Willis K/ 2- Mangum D/ 3- Bullock Q/ 5- Williams T/ 24- Williams C/	2	00:24	2	00:08	00:15	3-2	1	0	0	0	0	1.5957
0- Willis K/ 1- Hunter K/ 2- Mangum D/ 3- Bullock Q/ 24- Williams C/	2	00:08	2	00:00	00:09	0-0	0	1	0	0	0	0.0000



**UTEP at Louisiana Tech**

01/07/23 Thomas Assembly Center, Ruston  
2022-23 Men's Basketball

**Game Time:** 2:00 PM  
**Game Duration:** 2:07  
**Attendance:** 2,435

**Officials:** Kevin Mathis, Andrew Walton, Shane Staggs

**UTEP**

Lineup	Time	Score	Score Diff	Pts/Min	Reb	Stl	Tov	Ass	PPP
2- Hardy T/ 5- Givance S/ 13- Solomon C/ 23- Frazier III O/ 34- Kalu K/	09:10	15-9	6	1.6364	9	2	3	4	1.0027
2- Hardy T/ 4- McKinney Jr. M/ 5- Givance S/ 13- Solomon C/ 34- Kalu K/	06:50	12-11	1	1.7561	3	0	1	3	1.3216
2- Hardy T/ 5- Givance S/ 13- Solomon C/ 21- Onyema Z/ 23- Frazier III O/	06:08	9-5	4	1.4674	5	4	5	2	0.8182
5- Givance S/ 11- Lemus C/ 13- Solomon C/ 23- Frazier III O/ 34- Kalu K/	03:53	8-4	4	2.0601	4	2	3	3	1.1429
1- Dos Anjos J/ 5- Givance S/ 12- Sibley J/ 23- Frazier III O/ 32- Hamilton D/	03:14	4-9	-5	1.2371	1	0	0	0	1.0000
2- Hardy T/ 4- McKinney Jr. M/ 13- Solomon C/ 23- Frazier III O/ 34- Kalu K/	01:53	0-4	-4	0.0000	2	0	0	0	0.0000
2- Hardy T/ 4- McKinney Jr. M/ 11- Lemus C/ 13- Solomon C/ 34- Kalu K/	01:47	2-5	-3	1.1215	1	0	3	0	0.5000
1- Dos Anjos J/ 4- McKinney Jr. M/ 5- Givance S/ 11- Lemus C/ 21- Onyema Z/	01:37	0-1	-1	0.0000	1	0	0	0	0.0000
4- McKinney Jr. M/ 11- Lemus C/ 12- Sibley J/ 13- Solomon C/ 23- Frazier III O/	01:33	0-3	-3	0.0000	2	1	1	0	0.0000
4- McKinney Jr. M/ 5- Givance S/ 11- Lemus C/ 13- Solomon C/ 21- Onyema Z/	01:09	2-2	0	1.7391	1	0	0	1	1.0000
2- Hardy T/ 5- Givance S/ 12- Sibley J/ 13- Solomon C/ 21- Onyema Z/	01:05	0-4	-4	0.0000	2	0	1	0	0.0000
4- McKinney Jr. M/ 5- Givance S/ 13- Solomon C/ 21- Onyema Z/ 23- Frazier III O/	00:32	2-0	2	3.7500	0	0	0	0	2.0000
5- Givance S/ 12- Sibley J/ 13- Solomon C/ 23- Frazier III O/ 34- Kalu K/	00:30	0-0	0	0.0000	1	0	1	0	0.0000
5- Givance S/ 11- Lemus C/ 13- Solomon C/ 21- Onyema Z/ 23- Frazier III O/	00:15	0-0	0	0.0000	0	0	0	0	0.0000
2- Hardy T/ 4- McKinney Jr. M/ 11- Lemus C/ 13- Solomon C/ 23- Frazier III O/	00:15	3-2	1	12.0000	1	0	0	0	2.0833
2- Hardy T/ 4- McKinney Jr. M/ 5- Givance S/ 13- Solomon C/ 23- Frazier III O/	00:09	0-1	-1	0.0000	0	0	0	0	0.0000
4- McKinney Jr. M/ 5- Givance S/ 12- Sibley J/ 13- Solomon C/ 34- Kalu K/	00:00	1-0	1	∞	0	0	0	0	2.2727
1- Dos Anjos J/ 5- Givance S/ 12- Sibley J/ 23- Frazier III O/ 34- Kalu K/	00:00	0-0	0	NaN	0	0	0	0	0.0000
4- McKinney Jr. M/ 11- Lemus C/ 13- Solomon C/ 23- Frazier III O/ 34- Kalu K/	00:00	0-0	0	NaN	0	0	0	0	0.0000



**UTEP at Louisiana Tech**

01/07/23 Thomas Assembly Center, Ruston  
2022-23 Men's Basketball

**Game Time:** 2:00 PM  
**Game Duration:** 2:07  
**Attendance:** 2,435

**Officials:** Kevin Mathis, Andrew Walton, Shane Staggs

**Louisiana Tech**

Lineup	Time	Score	Score Diff	Pts/Min	Reb	Stl	Tov	Ass	PPP
0- Willis K/ 1- Hunter K/ 2- Mangum D/ 3- Bullock Q/ 24- Williams C/	04:41	6-10	-4	1.2811	4	1	0	0	0.9494
1- Hunter K/ 2- Mangum D/ 3- Bullock Q/ 22- Crawford I/ 24- Williams C/	03:44	9-5	4	2.4107	5	0	0	2	1.5000
1- Hunter K/ 2- Mangum D/ 3- Bullock Q/ 5- Williams T/ 24- Williams C/	03:40	2-3	-1	0.5455	4	2	2	1	0.3106
0- Willis K/ 2- Mangum D/ 3- Bullock Q/ 22- Crawford I/ 24- Williams C/	03:40	9-1	8	2.4545	4	0	0	2	1.6544
0- Willis K/ 1- Hunter K/ 3- Bullock Q/ 22- Crawford I/ 24- Williams C/	03:04	2-4	-2	0.6522	2	0	2	0	0.3759
0- Willis K/ 1- Hunter K/ 3- Bullock Q/ 5- Williams T/ 11- Bradford L/	02:57	4-8	-4	1.3559	1	1	2	1	0.8197
0- Willis K/ 14- Allen W/ 20- Crawford J/ 22- Crawford I/ 24- Williams C/	02:46	0-5	-5	0.0000	1	3	4	0	0.0000
1- Hunter K/ 2- Mangum D/ 3- Bullock Q/ 20- Crawford J/ 24- Williams C/	02:11	0-4	-4	0.0000	1	1	3	0	0.0000
0- Willis K/ 1- Hunter K/ 2- Mangum D/ 5- Williams T/ 24- Williams C/	02:11	5-2	3	2.2901	0	0	1	1	1.6667
0- Willis K/ 1- Hunter K/ 20- Crawford J/ 22- Crawford I/ 24- Williams C/	02:07	5-6	-1	2.3622	1	0	1	2	1.6667
2- Mangum D/ 3- Bullock Q/ 5- Williams T/ 14- Allen W/ 24- Williams C/	02:04	6-2	4	2.9032	2	2	0	1	2.0000
0- Willis K/ 1- Hunter K/ 2- Mangum D/ 20- Crawford J/ 24- Williams C/	01:43	5-4	1	2.9126	0	0	0	1	2.5000
0- Willis K/ 1- Hunter K/ 2- Mangum D/ 22- Crawford J/ 24- Williams C/	01:41	1-0	1	0.5941	2	0	2	0	0.3472
0- Willis K/ 2- Mangum D/ 14- Allen W/ 20- Crawford J/ 24- Williams C/	00:55	0-2	-2	0.0000	0	0	0	0	0.0000
0- Willis K/ 2- Mangum D/ 14- Allen W/ 20- Crawford J/ 22- Crawford I/	00:47	0-0	0	0.0000	1	0	0	0	0.0000
0- Willis K/ 2- Mangum D/ 5- Williams T/ 14- Allen W/ 24- Williams C/	00:35	0-0	0	0.0000	1	0	0	0	0.0000
0- Willis K/ 1- Hunter K/ 2- Mangum D/ 11- Bradford L/ 24- Williams C/	00:34	3-0	3	5.2941	0	2	0	1	1.5000
2- Mangum D/ 3- Bullock Q/ 14- Allen W/ 22- Crawford I/ 24- Williams C/	00:25	0-0	0	0.0000	0	0	0	0	0.0000
0- Willis K/ 2- Mangum D/ 3- Bullock Q/ 5- Williams T/ 24- Williams C/	00:15	3-2	1	12.0000	0	0	0	0	1.5957