



Officials: John St. Clair, Rodrick Dixon, James Duke

Fla. Atlantic - 67

Record: 19-1 (9-0)

NO.	Name	F	Min	FG			Rebounds			Fouls		TP	AS	TO	ST	Blocks		+/-
				M-A	M-A	M-A	OR	DR	TOT	PF	FD					BS	BA	
50	Vladislav Goldin	F	23:08	4-7	0-0	3-4	2	4	6	3	5	11	0	0	0	3	1	-1
2	Nick Boyd	G	26:20	2-5	1-2	1-2	0	5	5	2	2	6	4	4	1	0	0	11
4	Bryan Greenlee	G	27:14	1-3	1-2	3-4	1	2	3	2	2	6	2	4	1	1	0	13
12	Jalen Gaffney	G	24:29	0-4	0-4	3-4	0	2	2	2	4	3	2	1	1	0	0	-4
23	Brandon Weatherspoon	G	11:55	1-5	1-2	2-2	0	1	1	2	1	5	0	0	0	0	1	8
1	Johnell Davis		29:14	6-9	2-3	6-6	1	5	6	1	4	20	0	4	0	0	0	-2
3	Giancarlo Rosado		11:21	3-5	0-0	0-1	2	0	2	2	1	6	0	1	0	0	0	10
11	Michael Forrest		19:03	2-5	1-2	2-5	0	2	2	1	2	7	1	3	0	0	0	8
15	Alijah Martin		21:49	1-4	0-1	1-2	1	4	5	4	1	3	1	2	0	1	0	1
5	Isaiah Gaines		05:27	0-0	0-0	0-1	1	2	3	2	2	0	0	1	0	0	0	-4
Team							0	5	5			0		0				
Totals				20-47	6-16	21-31	8	32	40	21	24	67	10	20	3	5	2	8

Shooting By Period		
1 st FG%	12-24	50.0%
3PT%	4-9	44.4%
FT%	9-14	64.3%
2 nd FG%	8-23	34.8%
3PT%	2-7	28.6%
FT%	12-17	70.6%
GM FG%	20-47	42.6%
3PT%	6-16	37.5%
FT%	21-31	67.7%

Dead Ball Rebounds: 2, 0

Technical Fouls::NONE

UTEP - 59

Record: 11-9 (4-5)

NO.	Name	F	Min	FG			Rebounds			Fouls		TP	AS	TO	ST	Blocks		+/-
				M-A	M-A	M-A	OR	DR	TOT	PF	FD					BS	BA	
13	Calvin Solomon	F	35:09	5-13	0-1	6-8	7	3	10	3	8	16	1	2	3	0	0	-3
21	Ze'rik Onyema	F	14:59	1-3	0-0	0-0	0	2	2	4	0	2	0	2	0	2	1	-3
23	Otis Frazier III	F	25:42	3-7	0-1	0-1	3	5	8	5	1	6	0	3	1	0	0	4
2	Tae Hardy	G	33:14	5-12	2-5	4-4	1	2	3	3	5	16	0	1	1	0	1	-2
5	Shamar Givance	G	26:39	1-7	0-2	2-2	0	4	4	4	1	4	2	5	3	0	1	-16
34	Kevin Kalu		03:53	0-0	0-0	0-0	0	1	1	0	0	0	0	0	0	0	0	-6
1	Jon Dos Anjos		08:45	0-3	0-2	0-0	0	0	0	1	0	0	0	0	0	0	0	-7
4	Mario McKinney Jr.		31:33	3-14	1-4	4-6	2	5	7	4	6	11	0	1	2	0	2	-2
11	Carlos Lemus		16:19	2-6	0-1	0-0	0	5	5	0	0	4	0	1	0	0	0	-8
12	Jamari Sibley		03:47	0-0	0-0	0-0	0	0	0	0	0	0	0	0	0	0	0	3
Team							3	0	3			0		0				
Totals				20-65	3-16	16-21	16	27	43	24	21	59	3	15	10	2	5	-8

Shooting By Period		
1 st FG%	8-26	30.8%
3PT%	1-7	14.3%
FT%	7-11	63.6%
2 nd FG%	12-39	30.8%
3PT%	2-9	22.2%
FT%	9-10	90%
GM FG%	20-65	30.8%
3PT%	3-16	18.8%
FT%	16-21	76.2%

Dead Ball Rebounds: 2, 0

Technical Fouls::NONE

	FAU	UTEP
Biggest lead	17 (2 nd 9:54)	0 (1 st 20:00)
Best Scoring Run	12(1 st 13:58)	6(2 nd 15:04)
Lead Changes	0	
Times Tied	0	
Time with Lead	39:37	00:00

Points from	FAU	UTEP
Turnovers	14	19
Paint	22	30
Second Chance	6	18
Fast Breaks	13	12
Bench	36	15

	Period by Period Scoring		
	1st	2nd	TOT
FAU	37	30	67
UTEP	24	35	59



Period 1

Quarter Starters:

UTEP	2 Hardy T	5 Givance S	13 Solomon C	21 Onyema Z	23 Frazier III O
FAU	2 Boyd N	4 Greenlee B	12 Gaffney J	23 Weatherspoon B	50 Goldin V

Game Time	UTEP	Score	Diff	FAU
20:00	13 SOLOMON C jumpball won			50 GOLDIN V jumpball lost
19:49	13 SOLOMON C foul drawn (1)			12 GAFFNEY J foul personal (1 - 1)
19:46	5 GIVANCE S turnover bad pass (1)			12 GAFFNEY J steal (1)
19:37		0-2	-2	50 GOLDIN V 2pt FG from turnover in the paint, layup made (2)
19:37				12 GAFFNEY J assist (1)
19:08	21 ONYEMA Z 2pt FG outside the paint, turnaround jump shot missed			
19:07	offensive rebound (1)			
19:02	5 GIVANCE S turnover (2)			
18:46		0-4	-4	50 GOLDIN V 2pt FG from turnover in the paint, layup made (4)
18:46				12 GAFFNEY J assist (2)
18:28	21 ONYEMA Z foul offensive (1 - 1)			50 GOLDIN V foul drawn (1)
18:28	21 ONYEMA Z turnover offensive (1)			
18:28	21 ONYEMA Z substitution out			
18:28	34 KALU K substitution in			
18:08				4 GREENLEE B 3pt FG from turnover, step back jump shot missed
18:02	34 KALU K defensive rebound (1)			
17:53	13 SOLOMON C turnover lost ball (1)			
17:38	5 GIVANCE S foul shooting (1 - 2)			12 GAFFNEY J foul drawn (1)
17:38		0-5	-5	12 GAFFNEY J free throw 1 - 2 made (1)
17:37				12 GAFFNEY J free throw 2 - 2 missed
17:35	23 FRAZIER III O defensive rebound (1)			
17:26	13 SOLOMON C foul drawn (2)			4 GREENLEE B foul personal (1 - 2)
17:21	2 HARDY T 3pt FG , pull up jump shot missed			
17:18				4 GREENLEE B defensive rebound (1)
17:13				2 BOYD N turnover out of bounds (1)
17:04	5 GIVANCE S 2pt FG from turnover in the paint, floating jump shot missed			
17:01	13 SOLOMON C offensive rebound (1)			
16:54	5 GIVANCE S turnover out of bounds (3)			
16:41				23 WEATHERSPOON B 3pt FG from turnover, pull up jump shot missed
16:37	2 HARDY T defensive rebound (1)			
16:13	13 SOLOMON C 2pt FG in the paint, pull up jump shot missed			
16:09				50 GOLDIN V defensive rebound (1)
15:57				4 GREENLEE B 2pt FG outside the paint, turnaround jump shot missed
15:53				4 GREENLEE B offensive rebound (2)
15:50		0-8	-8	23 WEATHERSPOON B 3pt FG second chance, step back jump shot made (3)
15:50				2 BOYD N assist (1)
15:30	23 FRAZIER III O turnover travel (1)			
15:30				Timeout media
15:30	2 HARDY T substitution out			



Fla. Atlantic at UTEP

01/21/23 Don Haskins Center, El Paso, Texas
2022-23 Men's Basketball

Game Time: 7:00 PM
Game Duration: 2:13
Attendance: 5,421

Officials: John St. Clair, Rodrick Dixon, James Duke

Game Time	UTEP	Score	Diff	FAU
15:30	13 SOLOMON C substitution out			
15:30	23 FRAZIER III O substitution out			
15:30	1 DOS ANJOS J substitution in			
15:30	4 MCKINNEY JR. M substitution in			
15:30	11 LEMUS C substitution in			
15:30				2 BOYD N substitution out
15:30				4 GREENLEE B substitution out
15:30				23 WEATHERSPOON B substitution out
15:30				50 GOLDIN V substitution out
15:30				1 DAVIS J substitution in
15:30				3 ROSADO G substitution in
15:30				11 FORREST M substitution in
15:30				15 MARTIN A substitution in
15:02		0-10	-10	15 MARTIN A 2pt FG from turnover in the paint, driving layup made (2)
14:35	1 DOS ANJOS J 3pt FG , jump shot missed			
14:35				defensive rebound (4)
14:35	34 KALU K substitution out			
14:35	13 SOLOMON C substitution in			
14:21				11 FORREST M 2pt FG in the paint, layup missed
14:18	5 GIVANCE S defensive rebound (1)			
14:16	4 MCKINNEY JR. M 2pt FG in the paint, pull up jump shot blocked			
14:16				15 MARTIN A block (1)
14:16				defensive rebound (5)
13:58		0-12	-12	1 DAVIS J 2pt FG outside the paint, pull up jump shot made (2)
13:45	4 MCKINNEY JR. M foul drawn (1)			15 MARTIN A foul personal (1 - 3)
13:45	5 GIVANCE S turnover bad pass (4)			
13:45	11 LEMUS C substitution out			
13:45	12 SIBLEY J substitution in			
13:28				15 MARTIN A 2pt FG from turnover outside the paint, jump shot missed
13:28				3 ROSADO G offensive rebound (1)
13:28				3 ROSADO G 2pt FG from turnover second chance in the paint, layup missed
13:28	13 SOLOMON C defensive rebound (2)			
13:28	13 SOLOMON C foul drawn (3)			3 ROSADO G foul personal (1 - 4)
13:11	13 SOLOMON C 2pt FG in the paint, floating jump shot made (2)	2-12	-10	
12:57	4 MCKINNEY JR. M steal (1)			11 FORREST M turnover lost ball (1)
12:49	5 GIVANCE S substitution out			
12:49	2 HARDY T substitution in			
12:42	13 SOLOMON C 2pt FG from turnover in the paint, pull up jump shot made (4)	4-12	-8	
12:42	13 SOLOMON C foul drawn (4)			3 ROSADO G foul shooting (2 - 5)
12:42				3 ROSADO G substitution out
12:42				12 GAFFNEY J substitution out
12:42				4 GREENLEE B substitution in
12:42				50 GOLDIN V substitution in
12:42	13 SOLOMON C free throw 1 - 1 made (5)	5-12	-7	
12:14				1 DAVIS J 3pt FG , pull up jump shot missed
12:08	4 MCKINNEY JR. M defensive rebound (1)			



Fla. Atlantic at UTEP

01/21/23 Don Haskins Center, El Paso, Texas
2022-23 Men's Basketball

Game Time: 7:00 PM
Game Duration: 2:13
Attendance: 5,421

Officials: John St. Clair, Rodrick Dixon, James Duke

Game Time	UTEP	Score	Diff	FAU
11:45	1 DOS ANJOS J 3pt FG , step back jump shot missed			
11:35				15 MARTIN A defensive rebound (1)
11:34	1 DOS ANJOS J foul shooting (1 - 3)			11 FORREST M foul drawn (1)
11:34	Timeout media			
11:34	12 SIBLEY J substitution out			
11:34	5 GIVANCE S substitution in			
11:34		5-13	-8	11 FORREST M free throw 1 - 3 made (1)
11:34				11 FORREST M free throw 2 - 3 missed
11:34				offensive dead ball rebound (1)
11:34		5-14	-9	11 FORREST M free throw 3 - 3 made (2)
11:34				11 FORREST M substitution out
11:34				2 BOYD N substitution in
11:13	13 SOLOMON C turnover bad pass (2)			4 GREENLEE B steal (1)
11:08		5-17	-12	1 DAVIS J 3pt FG from turnover, step back jump shot made (5)
11:08				4 GREENLEE B assist (1)
11:07	Timeout 30 Sec			
11:07	1 DOS ANJOS J substitution out			
11:07	23 FRAZIER III O substitution in			
10:40	23 FRAZIER III O 2pt FG outside the paint, jump shot missed			
10:37	13 SOLOMON C offensive rebound (3)			
10:36	13 SOLOMON C 2pt FG second chance in the paint, turnaround jump shot made (7)	7-17	-10	
10:21	4 MCKINNEY JR. M foul shooting (1 - 4)			4 GREENLEE B foul drawn (1)
10:21		7-18	-11	4 GREENLEE B free throw 1 - 2 made (1)
10:21		7-19	-12	4 GREENLEE B free throw 2 - 2 made (2)
10:05	5 GIVANCE S 2pt FG outside the paint, step back jump shot missed			
10:00				2 BOYD N defensive rebound (1)
09:58	5 GIVANCE S steal (1)			1 DAVIS J turnover lost ball (1)
09:56	2 HARDY T 2pt FG fast break from turnover in the paint, driving layup made (2)	9-19	-10	
09:56	5 GIVANCE S assist (1)			
09:56				1 DAVIS J substitution out
09:56				23 WEATHERSPOON B substitution in
09:28		9-22	-13	4 GREENLEE B 3pt FG , step back jump shot made (5)
09:28				15 MARTIN A assist (1)
09:19	13 SOLOMON C 2pt FG in the paint, driving layup missed			
09:16				23 WEATHERSPOON B defensive rebound (1)
09:08	jump ball situation			
08:57				23 WEATHERSPOON B 2pt FG outside the paint, pull up jump shot missed
08:54	4 MCKINNEY JR. M defensive rebound (2)			
08:48	4 MCKINNEY JR. M 3pt FG , jump shot missed			
08:45	23 FRAZIER III O offensive rebound (2)			
08:44	23 FRAZIER III O 2pt FG second chance outside the paint, turnaround jump shot made (2)	11-22	-11	
08:21				4 GREENLEE B turnover (1)
08:21	4 MCKINNEY JR. M substitution out			
08:21	11 LEMUS C substitution in			
08:21				4 GREENLEE B substitution out
08:21				50 GOLDIN V substitution out



Fla. Atlantic at UTEP

01/21/23 Don Haskins Center, El Paso, Texas
2022-23 Men's Basketball

Game Time: 7:00 PM
Game Duration: 2:13
Attendance: 5,421

Officials: John St. Clair, Rodrick Dixon, James Duke

Game Time	UTEP	Score	Diff	FAU
08:21				5 GAINES I substitution in
08:21				12 GAFFNEY J substitution in
08:10	5 GIVANCE S foul drawn (1)			5 GAINES I foul shooting (1 - 6)
08:10	5 GIVANCE S free throw 1 - 2 made (1)	12-22	-10	
08:10	5 GIVANCE S free throw 2 - 2 made (2)	13-22	-9	
08:10	13 SOLOMON C substitution out			
08:10	1 DOS ANJOS J substitution in			
07:37				12 GAFFNEY J 3pt FG , jump shot missed
07:34				5 GAINES I offensive rebound (1)
07:24	Timeout media			
07:24				23 WEATHERSPOON B substitution out
07:24				1 DAVIS J substitution in
07:23	2 HARDY T foul shooting (1 - 5)			15 MARTIN A foul drawn (1)
07:23		13-23	-10	15 MARTIN A free throw 1 - 2 made (3)
07:22				15 MARTIN A free throw 2 - 2 missed
07:21	11 LEMUS C defensive rebound (1)			
07:09	23 FRAZIER III O 2pt FG outside the paint, turnaround jump shot missed			
07:06				2 BOYD N defensive rebound (2)
06:56				12 GAFFNEY J 3pt FG , step back jump shot missed
06:53	23 FRAZIER III O defensive rebound (3)			
06:43	23 FRAZIER III O foul drawn (1)			15 MARTIN A foul personal (2 - 7)
06:43	1 DOS ANJOS J substitution out			
06:43	13 SOLOMON C substitution in			
06:43				15 MARTIN A substitution out
06:43				11 FORREST M substitution in
06:42	23 FRAZIER III O 1&1 free throw 1 missed			
06:41				11 FORREST M defensive rebound (1)
06:28	5 GIVANCE S foul personal (2 - 6)			5 GAINES I foul drawn (1)
06:28	5 GIVANCE S substitution out			
06:28	4 MCKINNEY JR. M substitution in			
06:20				11 FORREST M 2pt FG outside the paint, step back jump shot missed
06:17	4 MCKINNEY JR. M defensive rebound (3)			
06:15	4 MCKINNEY JR. M 2pt FG in the paint, driving layup missed			
06:13				5 GAINES I defensive rebound (2)
06:05				1 DAVIS J turnover travel (2)
05:48	11 LEMUS C 2pt FG from turnover in the paint, pull up jump shot made (2)	15-23	-8	
05:33	13 SOLOMON C foul personal (1 - 7)			5 GAINES I foul drawn (2)
05:33				2 BOYD N substitution out
05:33				4 GREENLEE B substitution in
05:32				5 GAINES I 1&1 free throw 1 missed
05:30	11 LEMUS C defensive rebound (2)			
05:13	4 MCKINNEY JR. M foul drawn (2)			12 GAFFNEY J foul personal (2 - 8)
05:13				5 GAINES I substitution out
05:13				50 GOLDIN V substitution in
05:13	4 MCKINNEY JR. M 1&1 free throw 1 made (1)	16-23	-7	
05:13				12 GAFFNEY J substitution out
05:13				2 BOYD N substitution in



Fla. Atlantic at UTEP

01/21/23 Don Haskins Center, El Paso, Texas
2022-23 Men's Basketball

Game Time: 7:00 PM
Game Duration: 2:13
Attendance: 5,421

Officials: John St. Clair, Rodrick Dixon, James Duke

Game Time	UTEP	Score	Diff	FAU
05:13	4 MCKINNEY JR. M 1&1 free throw 2 made (2)	17-23	-6	
04:51	13 SOLOMON C steal (1)			4 GREENLEE B turnover lost ball (2)
04:47	11 LEMUS C turnover bad pass (1)			
04:31		17-25	-8	50 GOLDIN V 2pt FG from turnover in the paint, layup made (6)
04:31				4 GREENLEE B assist (2)
04:14	23 FRAZIER III O 3pt FG , pull up jump shot missed			
04:09	13 SOLOMON C offensive rebound (4)			
04:04	13 SOLOMON C 2pt FG second chance in the paint, turnaround jump shot missed			
04:01				4 GREENLEE B defensive rebound (3)
03:50		17-27	-10	1 DAVIS J 2pt FG in the paint, driving layup made (7)
03:37	4 MCKINNEY JR. M foul drawn (3)			50 GOLDIN V foul shooting (1 - 9)
03:37	Timeout media			
03:37	4 MCKINNEY JR. M free throw 1 - 2 missed			
03:37	offensive dead ball rebound (1)			
03:36	4 MCKINNEY JR. M free throw 2 - 2 missed			
03:35	offensive rebound (17)			
03:12	2 HARDY T 3pt FG second chance, step back jump shot made (5)	20-27	-7	
02:56	13 SOLOMON C steal (2)			4 GREENLEE B turnover bad pass (3)
02:52	11 LEMUS C 2pt FG from turnover in the paint, layup missed			
02:52				2 BOYD N defensive rebound (3)
02:52	23 FRAZIER III O foul personal (1 - 8)			2 BOYD N foul drawn (1)
02:52	23 FRAZIER III O substitution out			
02:52	21 ONYEMA Z substitution in			
02:52				50 GOLDIN V substitution out
02:52				3 ROSADO G substitution in
02:52		20-28	-8	2 BOYD N 1&1 free throw 1 made (1)
02:51				2 BOYD N 1&1 free throw 2 missed
02:49	21 ONYEMA Z defensive rebound (1)			
02:21	11 LEMUS C 2pt FG in the paint, floating jump shot made (4)	22-28	-6	
02:14		22-30	-8	2 BOYD N 2pt FG in the paint, layup made (3)
01:55	13 SOLOMON C 2pt FG outside the paint, pull up jump shot missed			
01:51				1 DAVIS J defensive rebound (1)
01:25		22-32	-10	1 DAVIS J 2pt FG outside the paint, turnaround jump shot made (9)
01:02	11 LEMUS C 3pt FG , pull up jump shot missed			
00:59				1 DAVIS J defensive rebound (2)
00:54		22-35	-13	1 DAVIS J 3pt FG fast break, step back jump shot made (12)
00:54				2 BOYD N assist (2)
00:25	13 SOLOMON C foul drawn (5)			2 BOYD N foul personal (1 - 10)
00:25	13 SOLOMON C free throw 1 - 2 missed			
00:25	offensive dead ball rebound (2)			
00:25	11 LEMUS C substitution out			
00:25	21 ONYEMA Z substitution out			
00:25	1 DOS ANJOS J substitution in			
00:25	23 FRAZIER III O substitution in			
00:25				3 ROSADO G substitution out
00:25				4 GREENLEE B substitution out



Official Basketball Play by Play - First Half

Fla. Atlantic at UTEP

01/21/23 Don Haskins Center, El Paso, Texas
2022-23 Men's Basketball

Game Time: 7:00 PM
Game Duration: 2:13
Attendance: 5,421

Officials: John St. Clair, Rodrick Dixon, James Duke

Game Time	UTEP	Score	Diff	FAU
00:25				12 GAFFNEY J substitution in
00:25				50 GOLDIN V substitution in
00:25	13 SOLOMON C free throw 2 - 2 made (8)	23-35	-12	
00:02				1 DAVIS J 2pt FG in the paint, hook shot missed
00:02	23 FRAZIER III O defensive rebound (4)			
00:02	4 MCKINNEY JR. M foul drawn (4)			50 GOLDIN V foul personal (2 - 11)
00:02	4 MCKINNEY JR. M free throw fast break 1 - 1 made (3)	24-35	-11	
00:02	23 FRAZIER III O turnover lane violation (2)			
00:02				12 GAFFNEY J substitution out
00:02				5 GAINES I substitution in
00:01				1 DAVIS J substitution out
00:01				5 GAINES I substitution out
00:01				50 GOLDIN V substitution out
00:01				4 GREENLEE B substitution in
00:01				12 GAFFNEY J substitution in
00:01				23 WEATHERSPOON B substitution in
00:01	2 HARDY T foul personal (2 - 9)			23 WEATHERSPOON B foul drawn (1)
00:01		24-36	-12	23 WEATHERSPOON B 1&1 free throw 1 made (4)
00:01		24-37	-13	23 WEATHERSPOON B 1&1 free throw 2 made (5)
END OF PERIOD				
UTEP 24-37 FAU				



Fla. Atlantic at UTEP

01/21/23 Don Haskins Center, El Paso, Texas
2022-23 Men's Basketball

Game Time: 7:00 PM
Game Duration: 2:13
Attendance: 5,421

Officials: John St. Clair, Rodrick Dixon, James Duke

Fla. Atlantic - 37

NO.	Name	F	Min	FG	3P	FT	Rebounds			Fouls		TP	AS	TO	ST	Blocks		+/-
				M-A	M-A	M-A	OR	DR	TOT	PF	FD					BS	BA	
50	Vladislav Goldin	F	11:36	3-3	0-0	0-0	0	1	1	2	1	6	0	0	0	0	0	8
2	Nick Boyd	G	15:44	1-1	0-0	1-2	0	3	3	1	1	3	2	1	0	0	0	13
4	Bryan Greenlee	G	14:00	1-3	1-2	2-2	1	2	3	1	1	5	2	3	1	0	0	18
12	Jalen Gaffney	G	10:52	0-2	0-2	1-2	0	0	0	2	1	1	2	0	1	0	0	4
23	Brandon Weatherspoon	G	07:04	1-3	1-2	2-2	0	1	1	0	1	5	0	0	0	0	0	9
1	Johnell Davis		12:56	5-7	2-3	0-0	0	2	2	0	0	12	0	2	0	0	0	4
3	Giancarlo Rosado		05:14	0-1	0-0	0-0	1	0	1	2	0	0	0	0	0	0	0	6
11	Michael Forrest		10:39	0-2	0-0	2-3	0	1	1	0	1	2	0	1	0	0	0	4
15	Alijah Martin		08:47	1-2	0-0	1-2	0	1	1	2	1	3	1	0	0	1	0	2
5	Isaiah Gaines		03:08	0-0	0-0	0-1	1	1	2	1	2	0	0	0	0	0	0	-3
Team							0	2	2			0		0				
Totals				12-24	4-9	9-14	3	14	17	11	9	37	7	7	2	1	0	13

Shooting By Period		
1st FG%	12-24	50.0%
3PT%	4-9	44.4%
FT%	9-14	64.3%
GM FG%	12-24	50.0%
3PT%	4-9	44.4%
FT%	9-14	64.3%

Dead Ball Rebounds: 1, 0

Technical Fouls::NONE

UTEP - 24

NO.	Name	F	Min	FG	3P	FT	Rebounds			Fouls		TP	AS	TO	ST	Blocks		+/-
				M-A	M-A	M-A	OR	DR	TOT	PF	FD					BS	BA	
13	Calvin Solomon	F	17:38	3-7	0-0	2-3	3	1	4	1	5	8	0	2	2	0	0	-10
21	Ze'rik Onyema	F	03:58	0-1	0-0	0-0	0	1	1	1	0	0	0	1	0	0	0	-10
23	Otis Frazier III	F	13:11	1-4	0-1	0-1	1	3	4	1	1	2	0	2	0	0	0	-3
2	Tae Hardy	G	17:19	2-3	1-2	0-0	0	1	1	2	0	5	0	0	0	0	0	-11
5	Shamar Givance	G	12:17	0-2	0-0	2-2	0	1	1	2	1	2	1	4	1	0	0	-13
34	Kevin Kalu		03:53	0-0	0-0	0-0	0	1	1	0	0	0	0	0	0	0	0	-6
1	Jon Dos Anjos		06:16	0-2	0-2	0-0	0	0	0	1	0	0	0	0	0	0	0	-5
4	Mario McKinney Jr.		13:37	0-3	0-1	3-5	0	3	3	1	4	3	0	0	1	0	1	-6
11	Carlos Lemus		09:40	2-4	0-1	0-0	0	2	2	0	0	4	0	1	0	0	0	-6
12	Jamari Sibley		02:11	0-0	0-0	0-0	0	0	0	0	0	0	0	0	0	0	0	5
Team							2	0	2			0		0				
Totals				8-26	1-7	7-11	6	13	19	9	11	24	1	10	4	0	1	-13

Shooting By Period		
1st FG%	8-26	30.8%
3PT%	1-7	14.3%
FT%	7-11	63.6%
GM FG%	8-26	30.8%
3PT%	1-7	14.3%
FT%	7-11	63.6%

Dead Ball Rebounds: 2, 0

Technical Fouls::NONE

	FAU	UTEP
Biggest lead	13 (1st 9:28)	0 (1st 20:00)
Best Scoring Run	12(1st 13:58)	5(1st 12:42)
Lead Changes	0	
Times Tied	0	
Time with Lead	19:37	00:00

Points from	FAU	UTEP
Turnovers	12	9
Paint	12	12
Second Chance	4	7
Fast Breaks	6	3
Bench	17	7

	Period by Period Scoring		
	1st	2nd	TOT
FAU	37	30	67
UTEP	24	35	59



Period 2

Quarter Starters:

UTEP	2 Hardy T	4 McKinney Jr. M	5 Givance S	13 Solomon C	23 Frazier III O
FAU	2 Boyd N	3 Rosado G	4 Greenlee B	12 Gaffney J	23 Weatherspoon B

Game Time	UTEP	Score	Diff	FAU
20:00	1 DOS ANJOS J substitution out			
20:00	5 GIVANCE S substitution in			
20:00				11 FORREST M substitution out
20:00				3 ROSADO G substitution in
19:47	2 HARDY T 2pt FG outside the paint, pull up jump shot missed			
19:42				12 GAFFNEY J defensive rebound (1)
19:28		24-39	-15	3 ROSADO G 2pt FG in the paint, driving layup made (2)
19:28				2 BOYD N assist (3)
19:28	23 FRAZIER III O foul shooting (2 - 1)			3 ROSADO G foul drawn (1)
19:27				3 ROSADO G free throw 1 - 1 missed
19:26	13 SOLOMON C defensive rebound (5)			
19:05	23 FRAZIER III O foul offensive (3 - 2)			2 BOYD N foul drawn (2)
19:05	23 FRAZIER III O turnover offensive (3)			
18:51				3 ROSADO G turnover bad pass (1)
18:30	5 GIVANCE S 3pt FG from turnover, jump shot blocked			
18:30				4 GREENLEE B block (1)
18:20	23 FRAZIER III O offensive rebound (5)			
18:19	23 FRAZIER III O 2pt FG from turnover second chance in the paint, step back jump shot made (4)	26-39	-13	
18:00				2 BOYD N 2pt FG in the paint, layup missed
17:58				3 ROSADO G offensive rebound (2)
17:57		26-41	-15	3 ROSADO G 2pt FG second chance in the paint, layup made (4)
17:48	13 SOLOMON C foul drawn (6)			23 WEATHERSPOON B foul shooting (1 - 1)
17:48	13 SOLOMON C free throw 1 - 2 made (9)	27-41	-14	
17:48	13 SOLOMON C free throw 2 - 2 made (10)	28-41	-13	
17:28				3 ROSADO G 2pt FG outside the paint, turnaround jump shot missed
17:25	4 MCKINNEY JR. M defensive rebound (4)			
17:08	jump ball situation			
17:08	2 HARDY T turnover lost ball (1)			2 BOYD N steal (1)
17:08				3 ROSADO G substitution out
17:08				23 WEATHERSPOON B substitution out
17:08				1 DAVIS J substitution in
17:08				50 GOLDIN V substitution in
17:05				2 BOYD N turnover (2)
17:00	2 HARDY T 2pt FG from turnover outside the paint, step back jump shot made (7)	30-41	-11	
17:00	13 SOLOMON C assist (1)			
16:49	13 SOLOMON C foul personal (2 - 3)			50 GOLDIN V foul drawn (2)
16:49				2 BOYD N substitution out
16:49				15 MARTIN A substitution in
16:37				1 DAVIS J 2pt FG in the paint, layup missed
16:33				1 DAVIS J offensive rebound (3)



Fla. Atlantic at UTEP

01/21/23 Don Haskins Center, El Paso, Texas
2022-23 Men's Basketball

Game Time: 7:00 PM
Game Duration: 2:13
Attendance: 5,421

Officials: John St. Clair, Rodrick Dixon, James Duke

Game Time	UTEP	Score	Diff	FAU
16:16				15 MARTIN A turnover (1)
16:06	2 HARDY T 2pt FG from turnover in the paint, layup missed			
16:04				1 DAVIS J defensive rebound (4)
16:04	13 SOLOMON C foul personal (3 - 4)			1 DAVIS J foul drawn (1)
15:50				12 GAFFNEY J 3pt FG , jump shot missed
15:47	2 HARDY T defensive rebound (2)			
15:45	2 HARDY T foul drawn (1)			4 GREENLEE B foul personal (2 - 2)
15:45	Timeout media			
15:45				4 GREENLEE B substitution out
15:45				12 GAFFNEY J substitution out
15:45				2 BOYD N substitution in
15:45				11 FORREST M substitution in
15:38	13 SOLOMON C 2pt FG in the paint, jump shot missed			
15:32				50 GOLDIN V defensive rebound (2)
15:14				15 MARTIN A 2pt FG outside the paint, floating jump shot missed
15:10	5 GIVANCE S defensive rebound (2)			
15:08	4 MCKINNEY JR. M 2pt FG in the paint, driving layup missed			
15:04	23 FRAZIER III O offensive rebound (6)			
15:04	23 FRAZIER III O 2pt FG second chance in the paint, layup made (6)	32-41	-9	
14:55	4 MCKINNEY JR. M foul drawn (5)			11 FORREST M foul offensive (1 - 3)
14:55				11 FORREST M turnover offensive (2)
14:39	2 HARDY T 2pt FG from turnover outside the paint, pull up jump shot blocked			
14:39				50 GOLDIN V block (1)
14:34	2 HARDY T offensive rebound (3)			
14:32	13 SOLOMON C 2pt FG from turnover second chance in the paint, step back jump shot missed			
14:31				defensive rebound (23)
14:14		32-44	-12	11 FORREST M 3pt FG , step back jump shot made (5)
14:14				2 BOYD N assist (4)
13:51	2 HARDY T foul drawn (2)			50 GOLDIN V foul shooting (3 - 4)
13:51	2 HARDY T free throw 1 - 2 made (8)	33-44	-11	
13:51				50 GOLDIN V substitution out
13:51				3 ROSADO G substitution in
13:51	2 HARDY T free throw 2 - 2 made (9)	34-44	-10	
13:26		34-47	-13	2 BOYD N 3pt FG , step back jump shot made (6)
13:26				11 FORREST M assist (1)
13:12	jump ball situation			
13:00	4 MCKINNEY JR. M 2pt FG outside the paint, floating jump shot missed			
12:53				2 BOYD N defensive rebound (4)
12:51				1 DAVIS J turnover bad pass (3)
12:51	23 FRAZIER III O substitution out			
12:51	11 LEMUS C substitution in			
12:37	2 HARDY T 3pt FG from turnover, pull up jump shot missed			
12:36				defensive rebound (25)
12:37	2 HARDY T substitution out			
12:37	12 SIBLEY J substitution in			
12:24		34-49	-15	11 FORREST M 2pt FG in the paint, driving layup made (7)



Fla. Atlantic at UTEP

01/21/23 Don Haskins Center, El Paso, Texas
2022-23 Men's Basketball

Game Time: 7:00 PM
Game Duration: 2:13
Attendance: 5,421

Officials: John St. Clair, Rodrick Dixon, James Duke

Game Time	UTEP	Score	Diff	FAU
12:24	Timeout 30 Sec			
12:24	Timeout media			
12:15	5 GIVANCE S 3pt FG , jump shot missed			
12:12	13 SOLOMON C offensive rebound (6)			
12:11	13 SOLOMON C 2pt FG second chance in the paint, dunk, made (12)	36-49	-13	
11:52	jump ball situation			
11:52	Timeout media			
11:47				11 FORREST M 3pt FG , jump shot missed
11:44	11 LEMUS C defensive rebound (3)			
11:36	4 MCKINNEY JR. M 2pt FG in the paint, floating jump shot missed			
11:32				1 DAVIS J defensive rebound (5)
11:18		36-51	-15	3 ROSADO G 2pt FG in the paint, driving layup made (6)
11:06	5 GIVANCE S 2pt FG in the paint, driving layup missed			
11:03				15 MARTIN A defensive rebound (2)
11:01	jump ball situation			
11:01	5 GIVANCE S steal (2)			15 MARTIN A turnover lost ball (2)
11:01	12 SIBLEY J substitution out			
11:01	13 SOLOMON C substitution out			
11:01	1 DOS ANJOS J substitution in			
11:01	21 ONYEMA Z substitution in			
10:41	1 DOS ANJOS J 2pt FG from turnover outside the paint, step back jump shot missed			
10:38				15 MARTIN A defensive rebound (3)
10:36				3 ROSADO G substitution out
10:36				50 GOLDIN V substitution in
10:16				50 GOLDIN V 2pt FG in the paint, turnaround jump shot missed
10:12	21 ONYEMA Z defensive rebound (2)			
10:12	21 ONYEMA Z foul offensive (2 - 5)			50 GOLDIN V foul drawn (3)
10:12	21 ONYEMA Z turnover offensive (2)			
10:12				2 BOYD N substitution out
10:12				15 MARTIN A substitution out
10:12				4 GREENLEE B substitution in
10:12				12 GAFFNEY J substitution in
10:12				11 FORREST M substitution out
10:12				15 MARTIN A substitution in
09:54	21 ONYEMA Z foul shooting (3 - 6)			1 DAVIS J foul drawn (2)
09:54		36-52	-16	1 DAVIS J free throw 1 - 2 made (13)
09:54		36-53	-17	1 DAVIS J free throw 2 - 2 made (14)
09:34	21 ONYEMA Z 2pt FG outside the paint, jump shot blocked			
09:34				50 GOLDIN V block (2)
09:30				50 GOLDIN V defensive rebound (3)
09:15				12 GAFFNEY J 3pt FG , step back jump shot missed
09:11	11 LEMUS C defensive rebound (4)			
09:07	5 GIVANCE S 2pt FG fast break in the paint, driving layup made (4)	38-53	-15	
08:47		38-55	-17	1 DAVIS J 2pt FG outside the paint, pull up jump shot made (16)
08:32	5 GIVANCE S foul offensive (3 - 7)			12 GAFFNEY J foul drawn (2)
08:32	5 GIVANCE S turnover offensive (5)			



Fla. Atlantic at UTEP

01/21/23 Don Haskins Center, El Paso, Texas
2022-23 Men's Basketball

Game Time: 7:00 PM
Game Duration: 2:13
Attendance: 5,421

Officials: John St. Clair, Rodrick Dixon, James Duke

Game Time	UTEP	Score	Diff	FAU
08:32	1 DOS ANJOS J substitution out			
08:32	11 LEMUS C substitution out			
08:32	2 HARDY T substitution in			
08:32	13 SOLOMON C substitution in			
08:32				15 MARTIN A substitution out
08:32				23 WEATHERSPOON B substitution in
08:26				50 GOLDIN V 2pt FG from turnover in the paint, pull up jump shot blocked
08:26	21 ONYEMA Z block (1)			
08:21	5 GIVANCE S defensive rebound (3)			
08:13	2 HARDY T 2pt FG in the paint, pull up jump shot missed			
08:13	13 SOLOMON C offensive rebound (7)			
08:13	2 HARDY T foul drawn (3)			23 WEATHERSPOON B foul personal (2 - 5)
08:03	13 SOLOMON C 2pt FG second chance outside the paint, jump shot missed			
07:59				1 DAVIS J defensive rebound (6)
07:43				23 WEATHERSPOON B 2pt FG in the paint, driving layup missed
07:41	4 MCKINNEY JR. M defensive rebound (5)			
07:42	4 MCKINNEY JR. M foul offensive (2 - 8)			12 GAFFNEY J foul drawn (3)
07:42	4 MCKINNEY JR. M turnover offensive (1)			
07:42	Timeout media			
07:42	4 MCKINNEY JR. M substitution out			
07:42	11 LEMUS C substitution in			
07:42				50 GOLDIN V substitution out
07:42				5 GAINES I substitution in
07:42				Timeout 30 Sec
07:39				23 WEATHERSPOON B 2pt FG from turnover in the paint, driving layup blocked
07:39	21 ONYEMA Z block (2)			
07:34	5 GIVANCE S defensive rebound (4)			
07:31	21 ONYEMA Z 2pt FG fast break in the paint, alleyoop made (2)	40-55	-15	
07:31	5 GIVANCE S assist (2)			
07:12	5 GIVANCE S foul shooting (4 - 9)			4 GREENLEE B foul drawn (2)
07:12		40-56	-16	4 GREENLEE B free throw 1 - 2 made (6)
07:12				4 GREENLEE B free throw 2 - 2 missed
07:10	11 LEMUS C defensive rebound (5)			
06:55	5 GIVANCE S 2pt FG in the paint, layup missed			
06:52				12 GAFFNEY J defensive rebound (2)
06:33	5 GIVANCE S steal (3)			1 DAVIS J turnover lost ball (4)
06:33				23 WEATHERSPOON B substitution out
06:33				15 MARTIN A substitution in
06:11	11 LEMUS C 2pt FG from turnover outside the paint, jump shot missed			
06:08	13 SOLOMON C offensive rebound (8)			
06:03	11 LEMUS C 2pt FG from turnover second chance outside the paint, pull up jump shot missed			
05:59				5 GAINES I defensive rebound (3)
05:38	13 SOLOMON C steal (3)			5 GAINES I turnover lost ball (1)
05:38	5 GIVANCE S substitution out			
05:38	11 LEMUS C substitution out			



Fla. Atlantic at UTEP

01/21/23 Don Haskins Center, El Paso, Texas
2022-23 Men's Basketball

Game Time: 7:00 PM
Game Duration: 2:13
Attendance: 5,421

Officials: John St. Clair, Rodrick Dixon, James Duke

Game Time	UTEP	Score	Diff	FAU
05:38	4 MCKINNEY JR. M substitution in			
05:38	23 FRAZIER III O substitution in			
05:23	2 HARDY T foul drawn (4)			5 GAINES I foul personal (2 - 6)
05:23				5 GAINES I substitution out
05:23				50 GOLDIN V substitution in
05:13	4 MCKINNEY JR. M 3pt FG from turnover, pull up jump shot missed			
05:09	13 SOLOMON C offensive rebound (9)			
05:05	13 SOLOMON C foul drawn (7)			15 MARTIN A foul personal (3 - 7)
05:04	13 SOLOMON C 1&1 free throw 1 missed			
05:04				defensive rebound (33)
05:02				12 GAFFNEY J turnover out of bounds (1)
04:52	13 SOLOMON C 2pt FG from turnover in the paint, floating jump shot made (14)	42-56	-14	
04:20				15 MARTIN A 3pt FG , pull up jump shot missed
04:16				50 GOLDIN V offensive rebound (4)
04:10				4 GREENLEE B turnover lost ball (4)
03:51	13 SOLOMON C foul drawn (8)			1 DAVIS J foul personal (1 - 8)
03:51	Timeout media			
03:51				12 GAFFNEY J substitution out
03:51				2 BOYD N substitution in
03:51	13 SOLOMON C 1&1 free throw 1 made (15)	43-56	-13	
03:51	13 SOLOMON C 1&1 free throw 2 made (16)	44-56	-12	
03:51				1 DAVIS J substitution out
03:51				11 FORREST M substitution in
03:20		44-58	-14	50 GOLDIN V 2pt FG in the paint, layup made (8)
03:11	2 HARDY T foul drawn (5)			2 BOYD N foul personal (2 - 9)
03:11	2 HARDY T 1&1 free throw 1 made (10)	45-58	-13	
03:11	2 HARDY T 1&1 free throw 2 made (11)	46-58	-12	
03:09	23 FRAZIER III O steal (1)			2 BOYD N turnover bad pass (3)
03:04	23 FRAZIER III O 2pt FG from turnover in the paint, driving layup missed			
03:02				15 MARTIN A defensive rebound (4)
03:01	21 ONYEMA Z foul shooting (4 - 10)			50 GOLDIN V foul drawn (4)
03:01		46-59	-13	50 GOLDIN V free throw fast break 1 - 2 made (9)
03:01				4 GREENLEE B substitution out
03:01				11 FORREST M substitution out
03:01				1 DAVIS J substitution in
03:01				12 GAFFNEY J substitution in
03:00				50 GOLDIN V free throw fast break 2 - 2 missed
02:56				15 MARTIN A offensive rebound (5)
02:45				2 BOYD N 3pt FG second chance, pull up jump shot missed
02:42	23 FRAZIER III O defensive rebound (7)			
02:34	4 MCKINNEY JR. M 2pt FG outside the paint, pull up jump shot missed			
02:31				2 BOYD N defensive rebound (5)
02:27	2 HARDY T steal (1)			2 BOYD N turnover lost ball (4)
02:23	2 HARDY T 2pt FG fast break from turnover in the paint, driving layup made (13)	48-59	-11	
02:13				2 BOYD N 2pt FG in the paint, layup missed
02:10				50 GOLDIN V offensive rebound (5)



Fla. Atlantic at UTEP

01/21/23 Don Haskins Center, El Paso, Texas
2022-23 Men's Basketball

Game Time: 7:00 PM
Game Duration: 2:13
Attendance: 5,421

Officials: John St. Clair, Rodrick Dixon, James Duke

Game Time	UTEP	Score	Diff	FAU
02:09				50 GOLDIN V 2pt FG second chance in the paint, jump shot missed
02:06	23 FRAZIER III O defensive rebound (8)			
02:03	4 MCKINNEY JR. M 2pt FG in the paint, driving layup missed			
02:00	4 MCKINNEY JR. M offensive rebound (6)			
02:01	4 MCKINNEY JR. M 2pt FG second chance in the paint, pull up jump shot made (5)	50-59	-9	
02:01				Timeout 30 Sec
02:01				2 BOYD N substitution out
02:01				11 FORREST M substitution in
02:01	2 HARDY T foul personal (3 - 11)			12 GAFFNEY J foul drawn (4)
02:01		50-60	-10	12 GAFFNEY J free throw fast break 1 - 2 made (2)
02:01		50-61	-11	12 GAFFNEY J free throw fast break 2 - 2 made (3)
01:48	4 MCKINNEY JR. M 2pt FG in the paint, driving layup made (7)	52-61	-9	
01:48	4 MCKINNEY JR. M foul drawn (6)			15 MARTIN A foul shooting (4 - 10)
01:48				15 MARTIN A substitution out
01:48				4 GREENLEE B substitution in
01:48	4 MCKINNEY JR. M free throw 1 - 1 made (8)	53-61	-8	
01:25	4 MCKINNEY JR. M foul personal (3 - 12)			1 DAVIS J foul drawn (3)
01:25		53-62	-9	1 DAVIS J free throw 1 - 2 made (17)
01:25		53-63	-10	1 DAVIS J free throw 2 - 2 made (18)
01:16	4 MCKINNEY JR. M 3pt FG , pull up jump shot missed			
01:11				11 FORREST M defensive rebound (2)
00:49	4 MCKINNEY JR. M steal (2)			11 FORREST M turnover lost ball (3)
00:41	2 HARDY T 3pt FG from turnover, jump shot missed			
00:38	4 MCKINNEY JR. M offensive rebound (7)			
00:36	13 SOLOMON C 3pt FG from turnover second chance, jump shot missed			
00:35				50 GOLDIN V defensive rebound (6)
00:35	23 FRAZIER III O foul personal (4 - 13)			50 GOLDIN V foul drawn (5)
00:35		53-64	-11	50 GOLDIN V free throw fast break 1 - 2 made (10)
00:35		53-65	-12	50 GOLDIN V free throw fast break 2 - 2 made (11)
00:27	4 MCKINNEY JR. M 2pt FG outside the paint, jump shot blocked			
00:27				50 GOLDIN V block (3)
00:27	offensive rebound (42)			
00:18	2 HARDY T 3pt FG second chance, pull up jump shot made (16)	56-65	-9	
00:18	Timeout 30 Sec			
00:18				50 GOLDIN V substitution out
00:18				2 BOYD N substitution in
00:15	23 FRAZIER III O foul personal (5 - 14)			1 DAVIS J foul drawn (4)
00:15	23 FRAZIER III O substitution out			
00:15	11 LEMUS C substitution in			
00:15		56-66	-10	1 DAVIS J free throw fast break 1 - 2 made (19)
00:15				2 BOYD N substitution out
00:15				50 GOLDIN V substitution in
00:15		56-67	-11	1 DAVIS J free throw fast break 2 - 2 made (20)
00:09	4 MCKINNEY JR. M 3pt FG fast break, pull up jump shot made (11)	59-67	-8	
00:07	4 MCKINNEY JR. M foul personal (4 - 15)			11 FORREST M foul drawn (2)
00:07				11 FORREST M free throw fast break 1 - 2 missed



Official Basketball Play by Play - Second Half

Fla. Atlantic at UTEP

01/21/23 Don Haskins Center, El Paso, Texas
2022-23 Men's Basketball

Game Time: 7:00 PM

Game Duration: 2:13

Attendance: 5,421

Officials: John St. Clair, Rodrick Dixon, James Duke

Game Time	UTEP	Score	Diff	FAU
00:07				offensive dead ball rebound (2)
00:06				11 FORREST M free throw fast break 2 - 2 missed
00:05	13 SOLOMON C defensive rebound (10)			
END OF GAME				
UTEP 59-67 FAU				



Fla. Atlantic at UTEP

01/21/23 Don Haskins Center, El Paso, Texas
2022-23 Men's Basketball

Game Time: 7:00 PM
Game Duration: 2:13
Attendance: 5,421

Officials: John St. Clair, Rodrick Dixon, James Duke

Fla. Atlantic - 30

NO.	Name	Min	FG			Rebounds			Fouls		TP	AS	TO	ST	Blocks		+/-
			M-A	M-A	M-A	OR	DR	TOT	PF	FD					BS	BA	
50	Vladislav Goldin	F 11:32	1-4	0-0	3-4	2	3	5	1	4	5	0	0	0	3	1	-9
2	Nick Boyd	G 10:36	1-4	1-2	0-0	0	2	2	1	1	3	2	3	1	0	0	-2
4	Bryan Greenlee	G 13:14	0-0	0-0	1-2	0	0	0	1	1	1	0	1	0	1	0	-5
12	Jalen Gaffney	G 13:37	0-2	0-2	2-2	0	2	2	0	3	2	0	1	0	0	0	-8
23	Brandon Weatherspoon	G 04:51	0-2	0-0	0-0	0	0	0	2	0	0	0	0	0	0	1	-1
3	Giancarlo Rosado	06:07	3-4	0-0	0-1	1	0	1	0	1	6	0	1	0	0	0	4
1	Johnell Davis	16:18	1-2	0-0	6-6	1	3	4	1	4	8	0	2	0	0	0	-6
15	Alijah Martin	13:02	0-2	0-1	0-0	1	3	4	2	0	0	0	2	0	0	0	-1
11	Michael Forrest	08:24	2-3	1-2	0-2	0	1	1	1	1	5	1	2	0	0	0	4
5	Isaiah Gaines	02:19	0-0	0-0	0-0	0	1	1	1	0	0	0	1	0	0	0	-1
Team						0	3	3			0		0				
Totals			8-23	2-7	12-17	5	18	23	10	15	30	3	13	1	4	2	-5

Shooting By Period		
2 nd FG%	8-23	34.8%
3PT%	2-7	28.6%
FT%	12-17	70.6%
GM FG%	8-23	34.8%
3PT%	2-7	28.6%
FT%	12-17	70.6%

Dead Ball Rebounds: 1, 0

Technical Fouls::NONE

UTEP - 35

NO.	Name	Min	FG			Rebounds			Fouls		TP	AS	TO	ST	Blocks		+/-
			M-A	M-A	M-A	OR	DR	TOT	PF	FD					BS	BA	
13	Calvin Solomon	F 17:31	2-6	0-1	4-5	4	2	6	2	3	8	1	0	1	0	0	7
21	Ze'rik Onyema	F 11:01	1-2	0-0	0-0	0	1	1	3	0	2	0	1	0	2	1	7
23	Otis Frazier III	F 12:31	2-3	0-0	0-0	2	2	4	4	0	4	0	1	1	0	0	7
2	Tae Hardy	G 15:55	3-9	1-3	4-4	1	1	2	1	5	11	0	1	1	0	1	9
5	Shamar Givance	G 14:22	1-5	0-2	0-0	0	3	3	2	0	2	1	1	2	0	1	-3
11	Carlos Lemus	06:39	0-2	0-0	0-0	0	3	3	0	0	0	0	0	0	0	0	-2
12	Jamari Sibley	01:36	0-0	0-0	0-0	0	0	0	0	0	0	0	0	0	0	0	-2
1	Jon Dos Anjos	02:29	0-1	0-0	0-0	0	0	0	0	0	0	0	0	0	0	0	-2
4	Mario McKinney Jr.	17:56	3-11	1-3	1-1	2	2	4	3	2	8	0	1	1	0	1	4
Team						1	0	1			0		0				
Totals			12-39	2-9	9-10	10	14	24	15	10	35	2	5	6	2	4	5

Shooting By Period		
2 nd FG%	12-39	30.8%
3PT%	2-9	22.2%
FT%	9-10	90%
GM FG%	12-39	30.8%
3PT%	2-9	22.2%
FT%	9-10	90.0%

Dead Ball Rebounds: 0, 0

Technical Fouls::NONE

	FAU	UTEP
Biggest lead	17 (2 nd 9:54)	0 (1 st 20:00)
Best Scoring Run	5(2 nd 12:24)	6(2 nd 15:04)
Lead Changes	0	
Times Tied	0	
Time with Lead	19:47	00:00

Points from	FAU	UTEP
Turnovers	2	10
Paint	10	18
Second Chance	2	11
Fast Breaks	7	9
Bench	19	8

	Period by Period Scoring		
	1st	2nd	TOT
FAU	37	30	67
UTEP	24	35	59



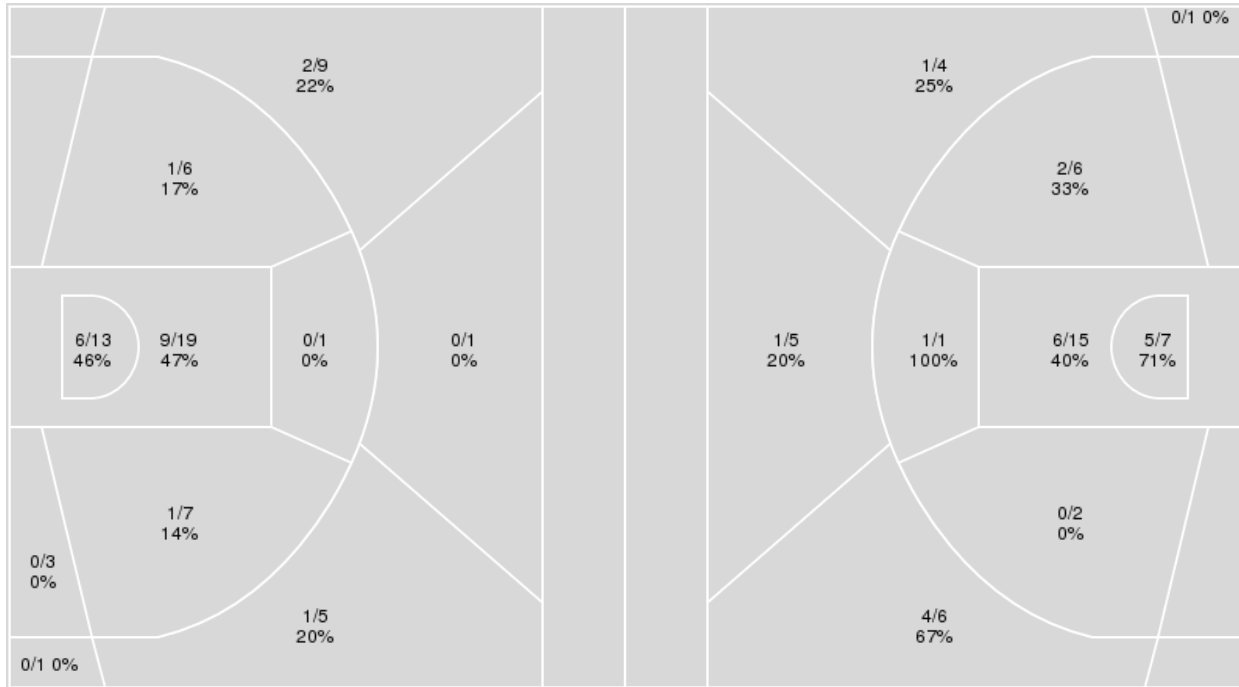
Officials: John St. Clair, Rodrick Dixon, James Duke

{ Players => 0, 1, 2, 3, 4, 5, 11, 12, 13, 15, 20, 21, 23, 32, 34; } FG
 Types => All; Results => All;

{ Players => 0, 1, 2, 3, 4, 5, 11, 12, 13, 15, 21, 23, 25, 30, 50; } FG
 Types => All; Results => All;

UTEP

Fla. Atlantic



UTEP	M/A	%
Field Goals	20/65	31
2 Points	17/49	35
3 Points	3/16	19
Free Throws	16/21	76

Fla. Atlantic	M/A	%
Field Goals	20/47	43
2 Points	14/31	45
3 Points	6/16	38
Free Throws	21/31	68



Fla. Atlantic at UTEP

01/21/23 Don Haskins Center, El Paso, Texas
2022-23 Men's Basketball

Game Time: 7:00 PM
Game Duration: 2:13
Attendance: 5,421

Officials: John St. Clair, Rodrick Dixon, James Duke

Fla. Atlantic

No	Name	Mins		Score		Points Diff		Points per Min		Assists		Rebounds		Steals		Turnovers	
		On	Off	On	Off	On	Off	On	Off	On	Off	On	Off	On	Off	On	Off
1	Johnell Davis	29:14	10:46	47 - 49	20 - 10	-2	10	1.61	1.86	5	5	32	8	1	2	16	4
2	Nick Boyd	26:20	13:40	49 - 38	18 - 21	11	-3	1.86	1.32	10	0	26	14	3	0	13	7
3	Giancarlo Rosado	11:21	28:39	23 - 13	44 - 46	10	-2	2.03	1.54	3	7	12	28	1	2	4	16
4	Bryan Greenlee	27:14	12:46	50 - 37	17 - 22	13	-5	1.84	1.33	8	2	23	17	3	0	14	6
5	Isaiah Gaines	05:27	34:33	2 - 6	65 - 53	-4	12	0.37	1.88	0	10	6	34	0	3	3	17
11	Michael Forrest	19:03	20:57	41 - 33	26 - 26	8	0	2.15	1.24	4	6	20	20	0	3	9	11
12	Jalen Gaffney	24:29	15:31	32 - 36	35 - 23	-4	12	1.31	2.26	4	6	25	15	2	1	12	8
15	Alijah Martin	21:49	18:11	34 - 33	33 - 26	1	7	1.56	1.81	4	6	25	15	1	2	12	8
23	Brandon Weatherspoon	11:55	28:05	18 - 10	49 - 49	8	0	1.51	1.74	5	5	9	31	2	1	4	16
50	Vladislav Goldin	23:08	16:52	39 - 40	28 - 19	-1	9	1.69	1.66	7	3	22	18	2	1	13	7

UTEP

No	Name	Mins		Score		Points Diff		Points per Min		Assists		Rebounds		Steals		Turnovers	
		On	Off	On	Off	On	Off	On	Off	On	Off	On	Off	On	Off	On	Off
1	Jon Dos Anjos	08:45	31:15	9 - 16	50 - 51	-7	-1	1.03	1.60	0	3	8	35	1	9	5	10
2	Tae Hardy	33:14	06:46	53 - 55	6 - 12	-2	-6	1.59	0.89	3	0	37	6	8	2	12	3
4	Mario McKinney Jr.	31:33	08:27	55 - 57	4 - 10	-2	-6	1.74	0.47	2	1	33	10	8	2	9	6
5	Shamar Givance	26:39	13:21	26 - 42	33 - 25	-16	8	0.98	2.47	3	0	29	14	5	5	13	2
11	Carlos Lemus	16:19	23:41	20 - 28	39 - 39	-8	0	1.23	1.65	1	2	16	27	5	5	4	11
12	Jamari Sibley	03:47	36:13	7 - 4	52 - 63	3	-11	1.85	1.44	0	3	4	39	2	8	0	15
13	Calvin Solomon	35:09	04:51	57 - 60	2 - 7	-3	-5	1.62	0.41	3	0	39	4	10	0	13	2
21	Ze'rik Onyema	14:59	25:01	25 - 28	34 - 39	-3	-5	1.67	1.36	1	2	17	26	5	5	6	9
23	Otis Frazier III	25:42	14:18	43 - 39	16 - 28	4	-12	1.67	1.12	2	1	28	15	6	4	10	5
34	Kevin Kalu	03:53	36:07	0 - 6	59 - 61	-6	-2	0.00	1.63	0	3	4	39	0	10	3	12

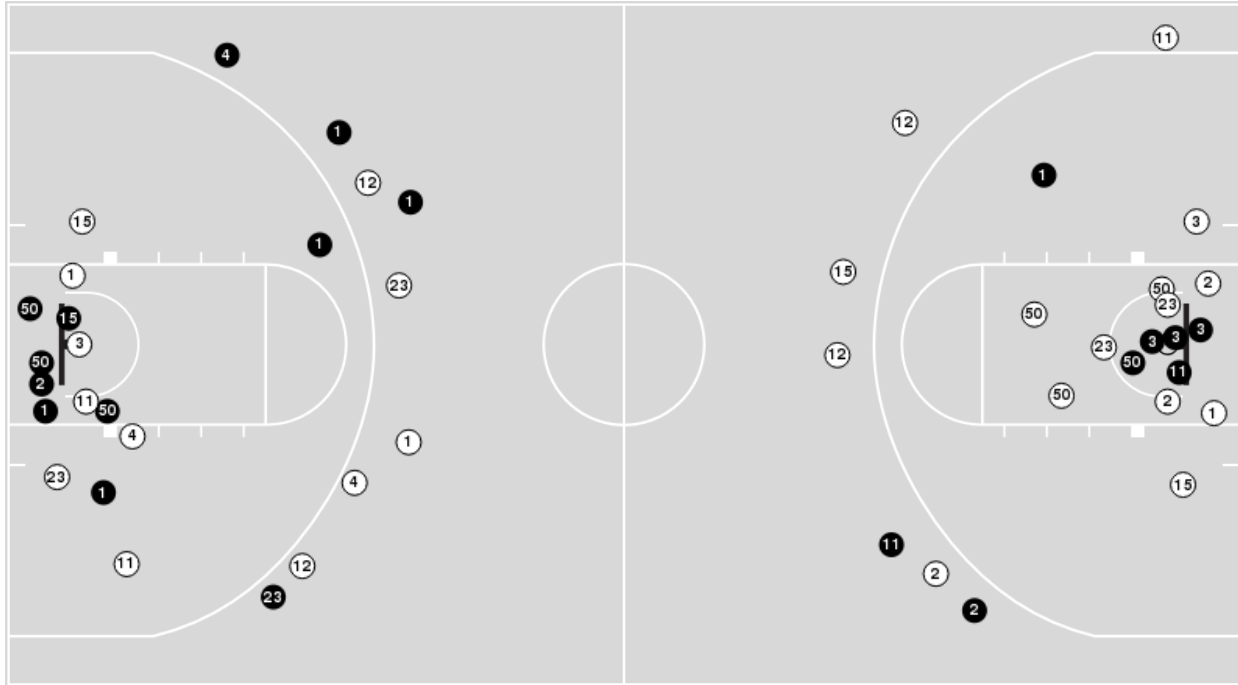


Officials: John St. Clair, Rodrick Dixon, James Duke

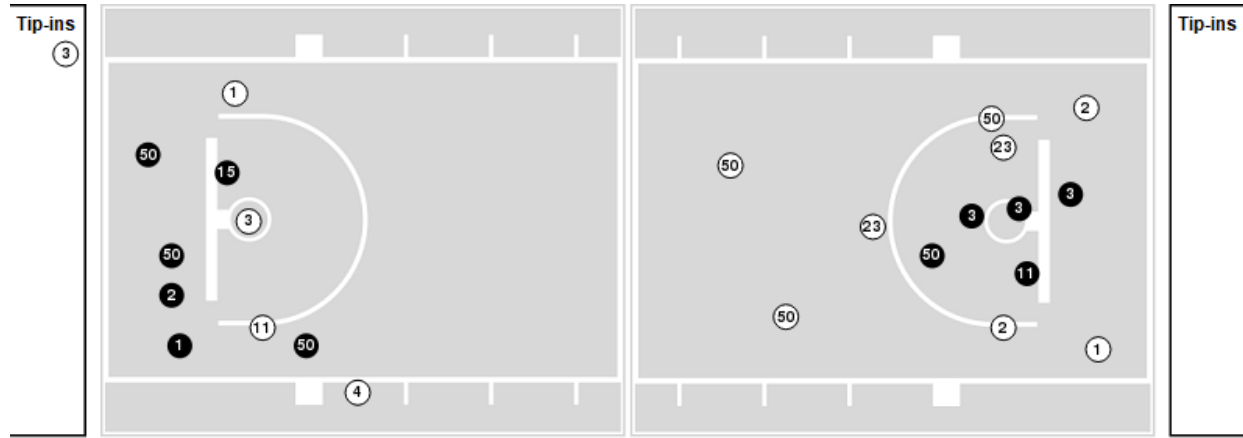
Players => 0, 1, 2, 3, 4, 5, 11, 12, 13, 15, 21, 23, 25, 30, 50FG Types=>AllResults=>All

Fla. Atlantic

All Field Goals



Blow Up Chart



● Made ○ Missed N - Player Number

Fla. Atlantic	M/A	%
Field Goals	20/47	43
2 Points	14/31	45
3 Points	6/16	38
Free Throws	21/31	68

Fla. Atlantic	M/A	%
Points in the Paint	22 (11 / 22)	50
Fast Break Points	13 (11/15)	73
Second Chance Points	6 (3/7)	43
Effective FG%	49	

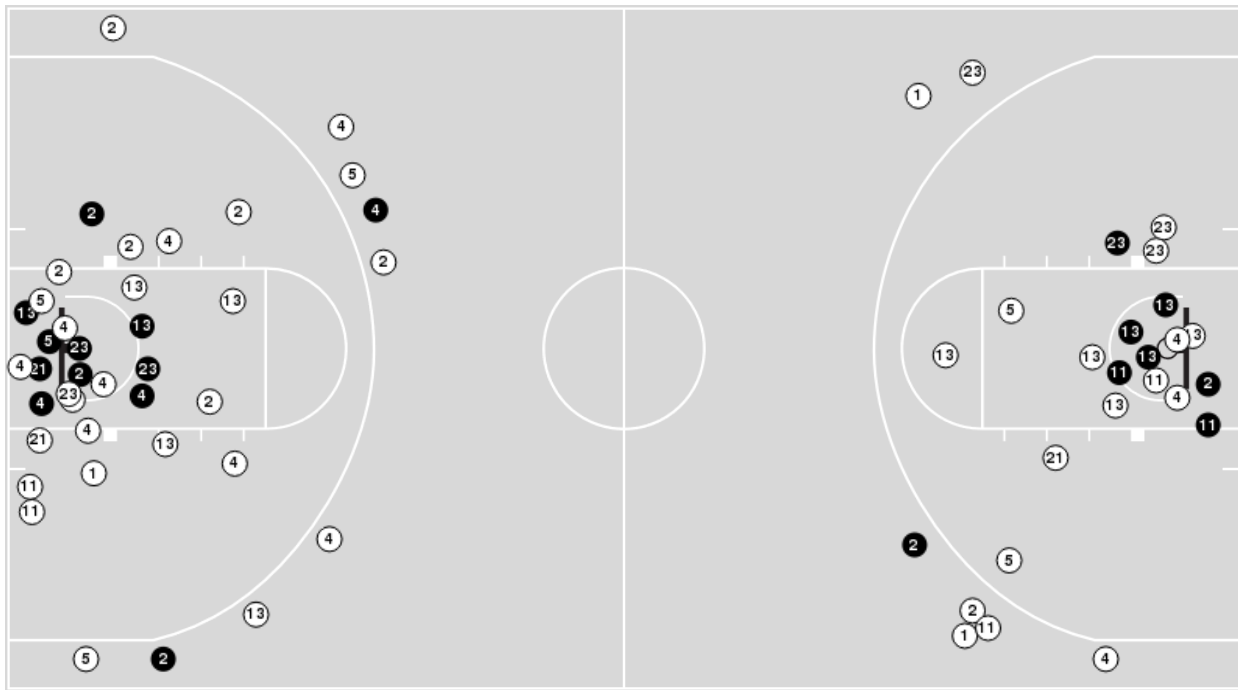


Officials: John St. Clair, Rodrick Dixon, James Duke

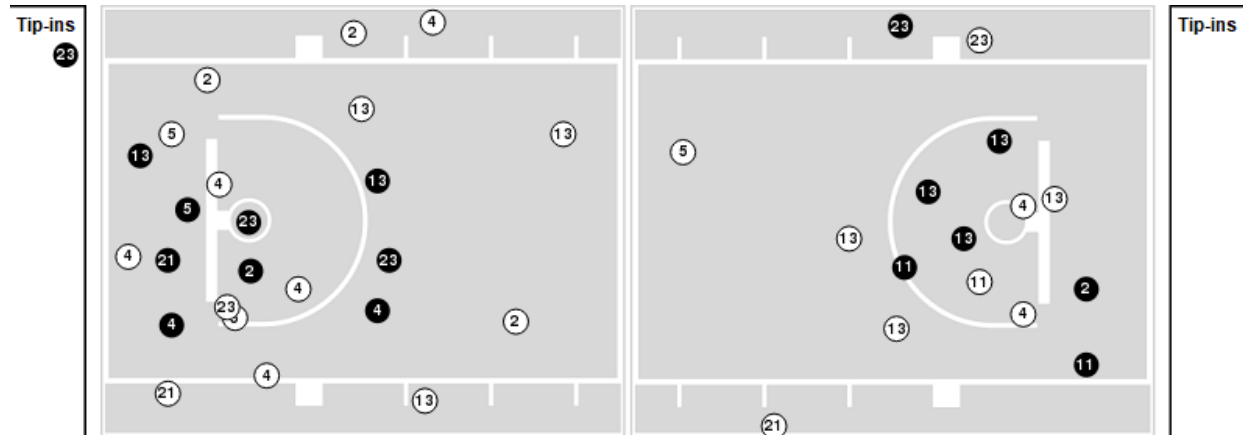
Players => 0, 1, 2, 3, 4, 5, 11, 12, 13, 15, 20, 21, 23, 32, 34 FG Types=>All Results=>All

UTEP

All Field Goals



Blow Up Chart



● Made ○ Missed N - Player Number

UTEP	M/A	%
Field Goals	20/65	31
2 Points	17/49	35
3 Points	3/16	19
Free Throws	16/21	76

UTEP	M/A	%
Points in the Paint	30 (15 / 32)	47
Fast Break Points	12 (6/6)	100
Second Chance Points	18 (8/14)	57
Effective FG%	33	



Fla. Atlantic at UTEP

01/21/23 Don Haskins Center, El Paso, Texas
2022-23 Men's Basketball

Game Time: 7:00 PM
Game Duration: 2:13
Attendance: 5,421

Officials: John St. Clair, Rodrick Dixon, James Duke

Fla. Atlantic

Lineup	Quarter On	Time On	Quarter Off	Time Off	Time on Court	Score	Score Diff	Reb	Stl	Tov	Ass	PPP
2- Boyd N/ 4- Greenlee B/ 12- Gaffney J/ 23- Weatherspoon B/ 50- Goldin V/	1	20:00	1	15:30	04:30	8-0	8	3	1	1	3	1.1628
1- Davis J/ 3- Rosado G/ 11- Forrest M/ 12- Gaffney J/ 15- Martin A/	1	15:30	1	12:42	02:48	4-4	0	3	0	1	0	0.8000
1- Davis J/ 4- Greenlee B/ 11- Forrest M/ 15- Martin A/ 50- Goldin V/	1	12:42	1	11:34	01:08	2-1	1	1	0	0	0	0.8621
1- Davis J/ 2- Boyd N/ 4- Greenlee B/ 15- Martin A/ 50- Goldin V/	1	11:34	1	09:56	01:38	5-4	1	1	1	1	1	1.7361
2- Boyd N/ 4- Greenlee B/ 15- Martin A/ 23- Weatherspoon B/ 50- Goldin V/	1	09:56	1	08:21	01:35	3-2	1	1	0	1	1	1.0000
2- Boyd N/ 5- Gaines I/ 12- Gaffney J/ 15- Martin A/ 23- Weatherspoon B/	1	08:21	1	07:24	00:57	0-2	-2	1	0	0	0	0.0000
1- Davis J/ 2- Boyd N/ 5- Gaines I/ 12- Gaffney J/ 15- Martin A/	1	07:24	1	06:43	00:41	1-0	1	1	0	0	0	0.5319
1- Davis J/ 2- Boyd N/ 5- Gaines I/ 11- Forrest M/ 12- Gaffney J/	1	06:43	1	05:33	01:10	0-2	-2	2	0	1	0	0.0000
1- Davis J/ 4- Greenlee B/ 5- Gaines I/ 11- Forrest M/ 12- Gaffney J/	1	05:33	1	05:13	00:20	0-0	0	0	0	0	0	0.0000
1- Davis J/ 4- Greenlee B/ 11- Forrest M/ 12- Gaffney J/ 50- Goldin V/	1	05:13	1	05:13	00:00	0-1	-1	0	0	0	0	0.0000
1- Davis J/ 2- Boyd N/ 4- Greenlee B/ 11- Forrest M/ 50- Goldin V/	1	05:13	1	02:52	02:21	4-4	0	2	0	2	1	1.0000
1- Davis J/ 2- Boyd N/ 3- Rosado G/ 4- Greenlee B/ 11- Forrest M/	1	02:52	1	00:25	02:26	8-2	6	2	0	0	1	2.0619
1- Davis J/ 2- Boyd N/ 11- Forrest M/ 12- Gaffney J/ 50- Goldin V/	1	00:25	1	00:02	00:24	0-2	-2	0	0	0	0	0.0000
1- Davis J/ 2- Boyd N/ 5- Gaines I/ 11- Forrest M/ 50- Goldin V/	1	00:02	1	00:01	00:00	0-0	0	0	0	0	0	0.0000
2- Boyd N/ 4- Greenlee B/ 11- Forrest M/ 12- Gaffney J/ 23- Weatherspoon B/	1	00:01	2	20:00	00:02	2-0	2	0	0	0	0	2.2727
2- Boyd N/ 3- Rosado G/ 4- Greenlee B/ 12- Gaffney J/ 23- Weatherspoon B/	2	20:00	2	17:08	02:52	4-4	0	2	1	1	1	0.9009
1- Davis J/ 2- Boyd N/ 4- Greenlee B/ 12- Gaffney J/ 50- Goldin V/	2	17:08	2	16:49	00:19	0-2	-2	0	0	1	0	0.0000
1- Davis J/ 4- Greenlee B/ 12- Gaffney J/ 15- Martin A/ 50- Goldin V/	2	16:49	2	15:45	01:04	0-0	0	2	0	1	0	0.0000
1- Davis J/ 2- Boyd N/ 11- Forrest M/ 15- Martin A/ 50- Goldin V/	2	15:45	2	13:51	01:54	3-3	0	2	0	1	1	1.0000
1- Davis J/ 2- Boyd N/ 3- Rosado G/ 11- Forrest M/ 15- Martin A/	2	13:51	2	10:36	03:15	7-3	4	5	0	2	1	1.1667
1- Davis J/ 2- Boyd N/ 11- Forrest M/ 15- Martin A/ 50- Goldin V/	2	10:36	2	10:12	00:24	0-0	0	0	0	0	0	0.0000
1- Davis J/ 4- Greenlee B/ 11- Forrest M/ 12- Gaffney J/ 50- Goldin V/	2	10:12	2	10:12	00:00	0-0	0	0	0	0	0	0.0000
1- Davis J/ 4- Greenlee B/ 12- Gaffney J/ 15- Martin A/ 50- Goldin V/	2	10:12	2	08:32	01:40	4-2	2	1	0	0	0	1.3889
1- Davis J/ 4- Greenlee B/ 12- Gaffney J/ 23- Weatherspoon B/ 50- Goldin V/	2	08:32	2	07:42	00:50	0-0	0	1	0	0	0	0.0000
1- Davis J/ 4- Greenlee B/ 5- Gaines I/ 12- Gaffney J/ 23- Weatherspoon B/	2	07:42	2	06:33	01:09	1-2	-1	1	0	1	0	0.3472
1- Davis J/ 4- Greenlee B/ 5- Gaines I/ 12- Gaffney J/ 15- Martin A/	2	06:33	2	05:23	01:10	0-0	0	1	0	1	0	0.0000
1- Davis J/ 4- Greenlee B/ 12- Gaffney J/ 15- Martin A/ 50- Goldin V/	2	05:23	2	03:51	01:32	0-2	-2	2	0	2	0	0.0000
1- Davis J/ 2- Boyd N/ 4- Greenlee B/ 15- Martin A/ 50- Goldin V/	2	03:51	2	03:51	00:00	0-2	-2	0	0	0	0	0.0000
2- Boyd N/ 4- Greenlee B/ 11- Forrest M/ 15- Martin A/ 50- Goldin V/	2	03:51	2	03:01	00:50	3-2	1	1	0	1	0	1.2295
1- Davis J/ 2- Boyd N/ 12- Gaffney J/ 15- Martin A/ 50- Goldin V/	2	03:01	2	02:01	01:00	0-4	-4	3	0	1	0	0.0000
1- Davis J/ 11- Forrest M/ 12- Gaffney J/ 15- Martin A/ 50- Goldin V/	2	02:01	2	01:48	00:13	2-2	0	0	0	0	0	2.2727
1- Davis J/ 4- Greenlee B/ 11- Forrest M/ 12- Gaffney J/ 50- Goldin V/	2	01:48	2	00:18	01:30	4-4	0	2	0	1	0	1.4493
1- Davis J/ 2- Boyd N/ 4- Greenlee B/ 11- Forrest M/ 12- Gaffney J/	2	00:18	2	00:15	00:02	1-0	1	0	0	0	0	2.2727
1- Davis J/ 4- Greenlee B/ 11- Forrest M/ 12- Gaffney J/ 50- Goldin V/	2	00:15	2	00:00	00:16	1-3	-2	0	0	0	0	0.7576



Fla. Atlantic at UTEP

01/21/23 Don Haskins Center, El Paso, Texas
2022-23 Men's Basketball

Game Time: 7:00 PM
Game Duration: 2:13
Attendance: 5,421

Officials: John St. Clair, Rodrick Dixon, James Duke

UTEP

Lineup	Quarter On	Time On	Quarter Off	Time Off	Time on Court	Score	Score Diff	Reb	Stl	Tov	Ass	PPP
2- Hardy T/ 5- Givance S/ 13- Solomon C/ 21- Onyema Z/ 23- Frazier III O/	1	20:00	1	18:28	01:32	0-4	-4	1	0	3	0	0.0000
2- Hardy T/ 5- Givance S/ 13- Solomon C/ 23- Frazier III O/ 34- Kalu K/	1	18:28	1	15:30	02:58	0-4	-4	4	0	3	0	0.0000
1- Dos Anjos J/ 4- McKinney Jr. M/ 5- Givance S/ 11- Lemus C/ 34- Kalu K/	1	15:30	1	14:35	00:55	0-2	-2	0	0	0	0	0.0000
1- Dos Anjos J/ 4- McKinney Jr. M/ 5- Givance S/ 11- Lemus C/ 13- Solomon C/	1	14:35	1	13:45	00:50	0-2	-2	1	0	1	0	0.0000
1- Dos Anjos J/ 4- McKinney Jr. M/ 5- Givance S/ 12- Sibley J/ 13- Solomon C/	1	13:45	1	12:49	00:56	2-0	2	1	1	0	0	2.0000
1- Dos Anjos J/ 2- Hardy T/ 4- McKinney Jr. M/ 12- Sibley J/ 13- Solomon C/	1	12:49	1	11:34	01:15	3-0	3	1	0	0	0	1.2295
1- Dos Anjos J/ 2- Hardy T/ 4- McKinney Jr. M/ 5- Givance S/ 13- Solomon C/	1	11:34	1	11:07	00:27	0-5	-5	0	0	1	0	0.0000
2- Hardy T/ 4- McKinney Jr. M/ 5- Givance S/ 13- Solomon C/ 23- Frazier III O/	1	11:07	1	08:21	02:46	6-5	1	3	1	0	1	1.2000
2- Hardy T/ 5- Givance S/ 11- Lemus C/ 13- Solomon C/ 23- Frazier III O/	1	08:21	1	08:10	00:11	2-0	2	0	0	0	0	2.2727
1- Dos Anjos J/ 2- Hardy T/ 5- Givance S/ 11- Lemus C/ 23- Frazier III O/	1	08:10	1	06:43	01:27	0-1	-1	2	0	0	0	0.0000
2- Hardy T/ 5- Givance S/ 11- Lemus C/ 13- Solomon C/ 23- Frazier III O/	1	06:43	1	06:28	00:15	0-0	0	0	0	0	0	0.0000
2- Hardy T/ 4- McKinney Jr. M/ 11- Lemus C/ 13- Solomon C/ 23- Frazier III O/	1	06:28	1	02:52	03:36	7-4	3	4	2	1	0	1.0355
2- Hardy T/ 4- McKinney Jr. M/ 11- Lemus C/ 13- Solomon C/ 21- Onyema Z/	1	02:52	1	00:25	02:26	2-8	-6	1	0	0	0	0.5814
1- Dos Anjos J/ 2- Hardy T/ 4- McKinney Jr. M/ 13- Solomon C/ 23- Frazier III O/	1	00:25	2	20:00	00:26	2-2	0	1	0	1	0	1.0638
2- Hardy T/ 4- McKinney Jr. M/ 5- Givance S/ 13- Solomon C/ 23- Frazier III O/	2	20:00	2	12:51	07:09	10-10	0	7	0	2	1	0.8503
2- Hardy T/ 4- McKinney Jr. M/ 5- Givance S/ 11- Lemus C/ 13- Solomon C/	2	12:51	2	12:37	00:14	0-0	0	0	0	0	0	0.0000
4- McKinney Jr. M/ 5- Givance S/ 11- Lemus C/ 12- Sibley J/ 13- Solomon C/	2	12:37	2	11:01	01:36	2-4	-2	2	1	0	0	0.6667
1- Dos Anjos J/ 4- McKinney Jr. M/ 5- Givance S/ 11- Lemus C/ 21- Onyema Z/	2	11:01	2	08:32	02:29	2-4	-2	2	0	2	0	0.4000
2- Hardy T/ 4- McKinney Jr. M/ 5- Givance S/ 13- Solomon C/ 21- Onyema Z/	2	08:32	2	07:42	00:50	0-0	0	3	0	1	0	0.0000
2- Hardy T/ 5- Givance S/ 11- Lemus C/ 13- Solomon C/ 21- Onyema Z/	2	07:42	2	05:38	02:04	2-1	1	3	2	0	1	0.6667
2- Hardy T/ 4- McKinney Jr. M/ 13- Solomon C/ 21- Onyema Z/ 23- Frazier III O/	2	05:38	2	00:15	05:22	16-9	7	6	3	0	0	1.3746
2- Hardy T/ 4- McKinney Jr. M/ 11- Lemus C/ 13- Solomon C/ 21- Onyema Z/	2	00:15	2	00:00	00:16	3-2	1	1	0	0	0	3.0000



Fla. Atlantic at UTEP

01/21/23 Don Haskins Center, El Paso, Texas
2022-23 Men's Basketball

Game Time: 7:00 PM
Game Duration: 2:13
Attendance: 5,421

Officials: John St. Clair, Rodrick Dixon, James Duke

Fla. Atlantic

Lineup	Time	Score	Score Diff	Pts/Min	Reb	Stl	Tov	Ass	PPP
2- Boyd N/ 4- Greenlee B/ 12- Gaffney J/ 23- Weatherspoon B/ 50- Goldin V/	04:30	8-0	8	1.7778	3	1	1	3	1.1628
1- Davis J/ 4- Greenlee B/ 12- Gaffney J/ 15- Martin A/ 50- Goldin V/	04:16	4-4	0	0.9375	5	0	3	0	0.5814
1- Davis J/ 2- Boyd N/ 3- Rosado G/ 11- Forrest M/ 15- Martin A/	03:15	7-3	4	2.1538	5	0	2	1	1.1667
2- Boyd N/ 3- Rosado G/ 4- Greenlee B/ 12- Gaffney J/ 23- Weatherspoon B/	02:52	4-4	0	1.3953	2	1	1	1	0.9009
1- Davis J/ 3- Rosado G/ 11- Forrest M/ 12- Gaffney J/ 15- Martin A/	02:48	4-4	0	1.4286	3	0	1	0	0.8000
1- Davis J/ 2- Boyd N/ 3- Rosado G/ 4- Greenlee B/ 11- Forrest M/	02:26	8-2	6	3.2877	2	0	0	1	2.0619
1- Davis J/ 2- Boyd N/ 4- Greenlee B/ 11- Forrest M/ 50- Goldin V/	02:21	4-4	0	1.7021	2	0	2	1	1.0000
1- Davis J/ 2- Boyd N/ 11- Forrest M/ 15- Martin A/ 50- Goldin V/	02:18	3-3	0	1.3043	2	0	1	1	0.7500
1- Davis J/ 4- Greenlee B/ 11- Forrest M/ 12- Gaffney J/ 50- Goldin V/	01:46	5-8	-3	2.8302	2	0	1	0	1.2255
1- Davis J/ 2- Boyd N/ 4- Greenlee B/ 15- Martin A/ 50- Goldin V/	01:38	5-6	-1	3.0612	1	1	1	1	1.7361
2- Boyd N/ 4- Greenlee B/ 15- Martin A/ 23- Weatherspoon B/ 50- Goldin V/	01:35	3-2	1	1.8947	1	0	1	1	1.0000
1- Davis J/ 2- Boyd N/ 5- Gaines I/ 11- Forrest M/ 12- Gaffney J/	01:10	0-2	-2	0.0000	2	0	1	0	0.0000
1- Davis J/ 4- Greenlee B/ 5- Gaines I/ 12- Gaffney J/ 15- Martin A/	01:10	0-0	0	0.0000	1	0	1	0	0.0000
1- Davis J/ 4- Greenlee B/ 5- Gaines I/ 12- Gaffney J/ 23- Weatherspoon B/	01:09	1-2	-1	0.8696	1	0	1	0	0.3472
1- Davis J/ 4- Greenlee B/ 11- Forrest M/ 15- Martin A/ 50- Goldin V/	01:08	2-1	1	1.7647	1	0	0	0	0.8621
1- Davis J/ 2- Boyd N/ 12- Gaffney J/ 15- Martin A/ 50- Goldin V/	01:00	0-4	-4	0.0000	3	0	1	0	0.0000
2- Boyd N/ 5- Gaines I/ 12- Gaffney J/ 15- Martin A/ 23- Weatherspoon B/	00:57	0-2	-2	0.0000	1	0	0	0	0.0000
1- Davis J/ 4- Greenlee B/ 12- Gaffney J/ 23- Weatherspoon B/ 50- Goldin V/	00:50	0-0	0	0.0000	1	0	0	0	0.0000
2- Boyd N/ 4- Greenlee B/ 11- Forrest M/ 15- Martin A/ 50- Goldin V/	00:50	3-2	1	3.6000	1	0	1	0	1.2295
1- Davis J/ 2- Boyd N/ 5- Gaines I/ 12- Gaffney J/ 15- Martin A/	00:41	1-0	1	1.4634	1	0	0	0	0.5319
1- Davis J/ 2- Boyd N/ 11- Forrest M/ 12- Gaffney J/ 50- Goldin V/	00:24	0-2	-2	0.0000	0	0	0	0	0.0000
1- Davis J/ 4- Greenlee B/ 5- Gaines I/ 11- Forrest M/ 12- Gaffney J/	00:20	0-0	0	0.0000	0	0	0	0	0.0000
1- Davis J/ 2- Boyd N/ 4- Greenlee B/ 12- Gaffney J/ 50- Goldin V/	00:19	0-2	-2	0.0000	0	0	1	0	0.0000
1- Davis J/ 11- Forrest M/ 12- Gaffney J/ 15- Martin A/ 50- Goldin V/	00:13	2-2	0	9.2308	0	0	0	0	2.2727
2- Boyd N/ 4- Greenlee B/ 11- Forrest M/ 12- Gaffney J/ 23- Weatherspoon B/	00:02	2-0	2	60.0000	0	0	0	0	2.2727
1- Davis J/ 2- Boyd N/ 4- Greenlee B/ 11- Forrest M/ 12- Gaffney J/	00:02	1-0	1	30.0000	0	0	0	0	2.2727
1- Davis J/ 2- Boyd N/ 5- Gaines I/ 11- Forrest M/ 50- Goldin V/	00:00	0-0	0	NaN	0	0	0	0	0.0000



Fla. Atlantic at UTEP

01/21/23 Don Haskins Center, El Paso, Texas
2022-23 Men's Basketball

Game Time: 7:00 PM
Game Duration: 2:13
Attendance: 5,421

Officials: John St. Clair, Rodrick Dixon, James Duke

UTEP

Lineup	Time	Score	Score Diff	Pts/Min	Reb	Stl	Tov	Ass	PPP
2- Hardy T/ 4- McKinney Jr. M/ 5- Givance S/ 13- Solomon C/ 23- Frazier III O/	09:55	16-15	1	1.6134	10	1	2	2	0.9547
2- Hardy T/ 4- McKinney Jr. M/ 13- Solomon C/ 21- Onyema Z/ 23- Frazier III O/	05:22	16-9	7	2.9814	6	3	0	0	1.3746
2- Hardy T/ 4- McKinney Jr. M/ 11- Lemus C/ 13- Solomon C/ 23- Frazier III O/	03:36	7-4	3	1.9444	4	2	1	0	1.0355
2- Hardy T/ 5- Givance S/ 13- Solomon C/ 23- Frazier III O/ 34- Kalu K/	02:58	0-4	-4	0.0000	4	0	3	0	0.0000
2- Hardy T/ 4- McKinney Jr. M/ 11- Lemus C/ 13- Solomon C/ 21- Onyema Z/	02:42	5-10	-5	1.8519	2	0	0	0	1.1261
1- Dos Anjos J/ 4- McKinney Jr. M/ 5- Givance S/ 11- Lemus C/ 21- Onyema Z/	02:29	2-4	-2	0.8054	2	0	2	0	0.4000
2- Hardy T/ 5- Givance S/ 11- Lemus C/ 13- Solomon C/ 21- Onyema Z/	02:04	2-1	1	0.9677	3	2	0	1	0.6667
4- McKinney Jr. M/ 5- Givance S/ 11- Lemus C/ 12- Sibley J/ 13- Solomon C/	01:36	2-4	-2	1.2500	2	1	0	0	0.6667
2- Hardy T/ 5- Givance S/ 13- Solomon C/ 21- Onyema Z/ 23- Frazier III O/	01:32	0-4	-4	0.0000	1	0	3	0	0.0000
1- Dos Anjos J/ 2- Hardy T/ 5- Givance S/ 11- Lemus C/ 23- Frazier III O/	01:27	0-1	-1	0.0000	2	0	0	0	0.0000
1- Dos Anjos J/ 2- Hardy T/ 4- McKinney Jr. M/ 12- Sibley J/ 13- Solomon C/	01:15	3-0	3	2.4000	1	0	0	0	1.2295
1- Dos Anjos J/ 4- McKinney Jr. M/ 5- Givance S/ 12- Sibley J/ 13- Solomon C/	00:56	2-0	2	2.1429	1	1	0	0	2.0000
1- Dos Anjos J/ 4- McKinney Jr. M/ 5- Givance S/ 11- Lemus C/ 34- Kalu K/	00:55	0-2	-2	0.0000	0	0	0	0	0.0000
1- Dos Anjos J/ 4- McKinney Jr. M/ 5- Givance S/ 11- Lemus C/ 13- Solomon C/	00:50	0-2	-2	0.0000	1	0	1	0	0.0000
2- Hardy T/ 4- McKinney Jr. M/ 5- Givance S/ 13- Solomon C/ 21- Onyema Z/	00:50	0-0	0	0.0000	3	0	1	0	0.0000
1- Dos Anjos J/ 2- Hardy T/ 4- McKinney Jr. M/ 5- Givance S/ 13- Solomon C/	00:27	0-5	-5	0.0000	0	0	1	0	0.0000
2- Hardy T/ 5- Givance S/ 11- Lemus C/ 13- Solomon C/ 23- Frazier III O/	00:26	2-0	2	4.6154	0	0	0	0	1.5152
1- Dos Anjos J/ 2- Hardy T/ 4- McKinney Jr. M/ 13- Solomon C/ 23- Frazier III O/	00:26	2-2	0	4.6154	1	0	1	0	1.0638
2- Hardy T/ 4- McKinney Jr. M/ 5- Givance S/ 11- Lemus C/ 13- Solomon C/	00:14	0-0	0	0.0000	0	0	0	0	0.0000