



UTEP BASKETBALL

UTEP vs. Rice | Sat., Feb. 5 | 1 p.m. MT | Don Haskins Center | El Paso, Texas

GAME 21 vs. RICE



UTEP Miners (13-7, 5-5 C-USA)

Head Coach: Kevin Baker (Stephen F. Austin, 1994)

Career Record: 194-95 (10th season)

Record at UTEP: 72-65 (5th season)

Home: 9-2 | Road: 3-4 | Neutral: 1-1 | Streak: W1



RICE Owls (6-9, 1-6 C-USA)

Head Coach: Lindsay Edmonds (Appalachian State, 2005)

Career Record: 6-9 (1st season)

Record at Rice: Same

Home: 5-5 | Road: 1-4 | Neutral: 0-0 | Streak: L1

TUNE IN



Play-by-Play:
Mando Medina

WHERE TO WATCH



2021-22 SCHEDULE

| Date | Opponent | Time/Result |
|---------|-------------------------|----------------|
| Nov. 7 | St. Mary's (EXB) | W, 83-45 |
| Nov. 11 | UIW | W, 81-47 |
| Nov. 13 | North Dakota | W, 89-69 |
| Nov. 17 | NM State | W, 76-61 |
| Nov. 20 | NAU | W, 72-62 |
| Nov. 26 | vs. Seattle U \$ | W, 62-57 |
| Nov. 27 | vs. Kansas \$ | L, 81-55 |
| Dec. 1 | at NM State | Postponed |
| Dec. 4 | Utah State | Canceled |
| Dec. 13 | at Texas State | W, 69-57 |
| Dec. 15 | at NM State | W, 82-78 (OT) |
| Dec. 19 | at New Mexico | L, 78-66 |
| Dec. 21 | Air Force | W, 93-85 (2OT) |
| Dec. 30 | UAB* | L, 76-74 (OT) |
| Jan. 1 | Middle Tennessee* | W, 56-55 |
| Jan. 6 | at LA Tech* | Postponed |
| Jan. 8 | at Southern Miss* | Postponed |
| Jan. 13 | Charlotte* | L, 71-59 |
| Jan. 15 | Old Dominion* | W, 53-48 |
| Jan. 17 | Southern Miss* | L, 55-49 |
| Jan. 20 | at UTSA* | W, 69-52 |
| Jan. 23 | UTSA* | W, 71-59 |
| Jan. 27 | at Florida Atlantic* | L, 54-52 |
| Jan. 29 | at FIU* | L, 72-45 |
| Feb. 3 | North Texas* | W, 75-62 |
| Feb. 5 | Rice* CUSA.tv | 1 p.m. |
| Feb. 7 | at La Tech* CUSA.tv | 5:30 p.m. |
| Feb. 13 | at Marshall* CUSA.tv | 11 a.m. |
| Feb. 17 | LA Tech* CUSA.tv | 7 p.m. |
| Feb. 19 | Southern Miss* CUSA.tv | 1 p.m. |
| Feb. 26 | at UAB* CUSA.tv | 1 p.m. |
| March 3 | at Rice* ESPN+ | 6 p.m. |
| March 5 | at North Texas* CUSA.tv | 2 p.m. |

Bold denotes home game

\$ South Point Thanksgiving Shootout (Las Vegas, Nev.)

* Conference USA Game

^ Conference USA Championships (Frisco, Texas)

All Times Mountain

SERIES HISTORY

Overall: Rice, 33-15

Streak: Rice, W7

First Meeting: UTEP 44, at Rice 73, 11-25-88

Last Meeting: UTEP 43, at Rice 55, 1-9-21

OPENING TIP

» MINERS TO MIX IT UP WITH RICE ON SATURDAY

Coming off a 75-62 handling of North Texas on Thursday in which Destiny Thurman scored 30 points, UTEP (13-7, 5-5 Conference USA) is back in action on Saturday at 1 p.m. MT to host Rice (6-9, 1-6 Conference USA). The Miners will be celebrating National Girls and Women in Sports Day (NGWSD) presented by Raising Cane's. Fans can receive free women in sports posters and free bag giveaways prior to the game. NGWSD celebrates the 50th year of Title IX this year, with UTEP welcoming back Ginger Kerrick to campus as the keynote speaker for the banquet at 10:30 a.m. in the Larry K. Durham Center. Kerrick, a native of El Paso who was a walk-on with the women's basketball program, is a physicist at NASA's Lyndon B. Johnson Space Center and was the first Hispanic female to be Flight Director at NASA.

» SCOUTING RICE

The Owls had their scheduled game at UTSA postponed on Thursday due to poor road conditions in the San Antonio area and last played on Jan. 29 in a 78-55 loss at home to Southern Miss. Destiny Jackson is one of the top distributors in the country statistically, averaging 4.9 assists per game which is second in C-USA and 53rd in Division I. Jackson also averages 8.6 points and 5.2 rebounds per game. Ashlee Austin is the leading scorer for Rice, entering the contest averaging 16 points, 6.5 rebounds and a block per game. She is joined in double figures by Haylee Swayze, who posts 11.7 points and 4.3 boards on average. Swayze is a workhorse for the Owls, averaging 37.7 minutes per game as she rarely sees the bench. That average is seventh in the nation and second in C-USA for minutes per game. Malia Fisher is a do-everything piece for Rice who leads the team in blocks with 23 and is second in steals with 21. She also is the top rebounder for the Owls with 7.9 per game. Opponents are averaging a league-high 68.7 points per game against Rice this season.

» THURMAN IN IMPRESSIVE COMPANY

Destiny Thurman became the first UTEP player since Tamara Seda on Dec. 29, 2017 against Cal State Fullerton to score 30 or more in a game by dropping 30 on North Texas on Thursday. Thurman tallied 15 points in each half, going 9-of-17 from the field, 4-of-7 from beyond the perimeter and 8-of-9 from the free throw line to eclipse her previous high of 23 set during the North Dakota game earlier this season.

» HOME COOKING

The Miners have won three straight games at home dating back to Jan. 15 on the way to a 9-2 mark in the Don Haskins Center this season. UTEP has strung together three straight years of winning records in the Don under Kevin Baker.

LAST GAME'S STARTERS



KATIA GALLEGOS
SO. / GUARD
5-7

12.0 PPG
3.6 RPG
3.5 APG
36.2 FG%
77.2 FT%



DESTINY THURMAN
JR. / GUARD
5-7

13.1 PPG
2.8 RPG
1.9 APG
40.4 FG%
78.3 FT%



AVERY CROUSE
SO. / GUARD
6-0

7.5 PPG
3.2 RPG
1.4 APG
36.7 FG%
67.3 FT%



ELINA ARIKE
FR. / FORWARD
6-2

9.2 PPG
7.7 RPG
1.8 APG
46.2 FG%
81.6 FT%



ERIN WILSON
SO. / GUARD
5-10

4.7 PPG
2.7 RPG
0.3 APG
39.7 FG%
62.2 FT%

ATHLETIC COMMUNICATIONS

ASSOCIATE DIRECTOR OF STRATEGIC COMMUNICATIONS

Sven Alskog

sjalaskog@utep.edu (e)

425-314-5978 (c)

915-747-6653 (o)

OFFICIAL WEBSITE: UTEPMINERS.com

GAME NOTES

ALL-TIME SERIES VS. RICE

Rice has won seven in a row in the head-to-head series dating back to a 60-54 UTEP win in Houston on Jan. 1, 2016. Three of the games during that time have been decided by 10 points or less. On the way to winning the WNIT last season, the Owls topped the Miners 74-68 and 55-43 in a pair of meetings that took place at Rice.

FAST STARTS SPARKING WINS

Each of the last three wins have seen the Miners jump out to leads of seven or more points after the end of the first quarter.

DOUBLE FIGURE DESTINY

Destiny Thurman is tied with **Teal Battle** and **Katia Gallegos** for the UTEP team lead with 12 games in which she has contributed a double figure scoring output. Thurman has hit double-digits four times in the last five games.

ERIN GETS THE START

Making her first start as a Miner, **Erin Wilson** made the most of the opportunity, tallying a season-high 15 points on 5-of-8 shooting from the floor, adding a pair of steals on the defensive end as well.

WINNING IN TEXAS

UTEP is 5-0 this season against teams from the state of Texas, picking up victories over Incarnate Word, Texas State, UTSA (2x) and North Texas. In total, the Miners have won eight straight against fellow Lonestar State foes.

BROADCAST INFORMATION

Due to the rescheduling of the men's basketball game at North Texas previously slated for this Thursday, the women's game at Louisiana Tech that was originally scheduled to be on 600 ESPN El Paso on Monday, Feb. 7 at 5:30 p.m. MT/6:30 p.m. CT will now air live only on the UTEP Miners app. Mando Medina will have the call from Ruston starting with the pregame show 15 minutes before opening tip.

WEST DIVISION STAYS CLOSE

Behind first-place UAB, which sits at 5-2 in league play, Southern Miss, Louisiana Tech and UTEP are all within one game of each other in the 2-4 spots in the division standings. The Golden Eagles are second at 5-4, followed by the Miners at 5-5 and the Lady Techsters at 4-5.

AVERY BURIES BUZZER-BEATER

As part of a 14-point game on Thursday, **Avery Crouse** connected on a buzzer-beater from distance to send UTEP into the break with a 41-29 lead. Crouse was efficient from the floor, going 4-of-5 overall and 2-of-2 from the perimeter.

BLISTERING THE NETS

By shooting 6-of-11 (54.5 percent) from beyond the 3-point line on Thursday, the Miners set a new season high, passing the 47.4 percent set at UTSA on Jan. 20. Overall, UTEP went 24-of-48 from the floor.

TIGHT GAMES

The Miners have played in nine contests decided by 10 points or less this season. UTEP is 6-3 for the campaign in such games. The Miners went 10-6 a year ago in games within the same margin.

GALLEGOS ASSISTS UPDATE

Katia Gallegos has dished out 69 assists this season (3.5 apg). The El Paso product sits in third on the school's all-time list with 348 assists. **Kellie Willingham** (2010-14) ranks second with 373, and **Jar-eica Hughes** (2006-10) leads the list with 599.

ARIKE BRINGING DOWN THE BOARDS

Elna Arike has been active on the boards this season, leading the team with 7.7 per game. The native of Helsinki, Finland has posted five or more rebounds in 10 of her last 11 games played, including 14 in a double-overtime win over Air Force on Dec. 21. After grabbing 10 rebounds at FIU last Saturday, Arike has now posted four double figure rebounding totals this season.

SUCCESS OVER 70

Including the win over North Texas earlier this week, the Miners are 8-1 this season when scoring 70 or more points in a game.

THURMAN CLOSE TO TOP-10

Destiny Thurman ranks seventh in C-USA with 33 made 3-pointers on the season. Thurman is two made 3-pointers away from reaching the top-10 of the UTEP single-season record book.

12 STRAIGHT WITH A STEAL FOR KATIA

Katia Gallegos has had at least one steal in 12 straight games, including two or more six times during that stretch. Her 36 steals for the season leads the Miners and is 12th in the conference.

40 PERCENT EQUALS WINS

UTEP is 10-0 this season when hitting at a greater than 40 percent clip from the field. The 40 percent rule has applied to the 3-point field goal percentage as well, with the Miners 5-0 when shooting 40 percent or better from outside.

BEST IN C-USA AT GETTING TO THE LINE

With 438 free throws attempted this season, UTEP ranks first in C-USA and 11th in Division I. The Miners have made 72.1 percent of their attempts at the line, knocking down 316 at the stripe to rank eighth in that category.

KATIA FROM THE PERIMETER

Katia Gallegos has hit 88 3-pointers in 73 career games. Gallegos ranks 13th on the school's all-time list, and needs nine to crack the program's top-10 list.

MOST OT GAMES IN A SEASON













UTEP has played in three overtime games so far in 2021-22, matching the school record. UTEP won at NM State, 82-78 in OT on Dec. 15, against Air Force 93-85 in 2OT, and fell against UAB 76-74 in OT on Dec. 30. The Miners also played three OT games during the 2007-08 season (W 72-66 OT at NM State, W 67-64 OT at SMU, W 73-72 OT at Southern Miss); the 2017-18 season (W 93-79 OT vs. ECU, W 92-91 2OT at Cal State Fullerton, L 56-52 OT at ODU); and the 2020-21 season (W 80-76 OT vs. NM State, W 81-73 OT at NM State, W 68-64 OT vs. UAB).

1,000-CAREER POINTS

Graduate transfer **Teal Battle** tallied 10 points at UNM on Dec. 19 and went over 1,000 points for her collegiate career. She scored 917 at her alma mater Arkansas-Little Rock and has tallied 121 points in 11 games as a Miner. Her 1,000th point came at the 7:58 mark of the third quarter on a layup at The Pit.



2021-22 UTEP BASKETBALL STATS & FACTS

| | | | | | | | | | |
|-----------|---|---|--------------------|-------------------|-------------------|--------------------|--------------------|--------------------|--|
| 0 |  | MAHRI PETREE • SO. • G • 5-11 • DETROIT, MICH. | PPG 3.5 | RPG 1.9 | APG 0.4 | FG% .394 | 3FG .241 | FT% .600 | <ul style="list-style-type: none"> Scored a season-high 11 points on 5-10 shooting vs. North Dakota Contributed 10 points & a team-high 8 rebounds off the bench in the win at UTSA Scored 5 points in her UTEP debut; added 4 rebounds, a block and two steals vs. UIU Tallied 7 points, 3 rebounds, a block & a steal vs. Charlotte Multidisciplinary Studies major |
| 2 |  | TEAL BATTLE • GR. • F • 6-1 • MILLINGTON, TENN. | PPG 10.3 | RPG 5.6 | APG 1.1 | FG% .448 | 3FG .364 | FT% .700 | <ul style="list-style-type: none"> Totaled 24 points & 12 boards in 2 games in Vegas; 12 PTS vs. Seattle U, 10 vs. Kansas Has scored over 1,000 points in her career between UTEP and Little Rock Posted first double-double as a Miner with 14 points & 13 rebounds vs. Charlotte Added a double-double with 15 points & 11 rebounds vs. UTSA M.A. Education |
| 3 |  | KATIA GALLEGOS • SO. • G • 5-7 • EL PASO, TEXAS | PPG 12.0 | RPG 3.6 | APG 3.5 | FG% .362 | 3FG .342 | FT% .772 | <ul style="list-style-type: none"> Scored a career-high 26 points on career bests in FTM (16) & FTA (20) at NM State Compiled 23 points at FIU, including a string of 12 consecutive points in the 2nd half Tallied 16 points w/ season-highs in assists (8) and steals (4) vs. North Dakota Recorded 14 points (7-8 FT) with 4 assists and 2 steals vs. rival NM State Multidisciplinary Studies major |
| 5 |  | DESTINY THURMAN • JR. • G • 5-7 • ARLINGTON, TEXAS | PPG 13.1 | RPG 2.8 | APG 1.9 | FG% .404 | 3FG .363 | FT% .783 | <ul style="list-style-type: none"> Led UTEP to a 75-62 win vs. North Texas by scoring a career-high 30 points Averaged 17 PPG in Vegas trip; 16 vs. Seattle, 18 vs. Kansas (career-high 5 3-pointers) Posted 23 points (8-14 FG) w/ a career-best 7 rebounds vs. North Dakota Dished out a career-high five assists at Southern Miss Multidisciplinary Studies major |
| 12 |  | GRACE ALVAREZ • FR. • G • 5-8 • HOUSTON, TEXAS | PPG 1.4 | RPG 0.6 | APG 0.2 | FG% .320 | 3FG .333 | FT% .500 | <ul style="list-style-type: none"> Scored a career-high 6 points on a pair of 3-point buckets (2-2 3FG) vs. Air Force Played a career-high 22 minutes vs. Seattle; hitting a 3-pointer & tallying 2 boards Grabbed a career-high 4 rebounds at FIU Picked up first career steal vs. ODU Undeclared major |
| 15 |  | AVERY CROUSE • SO. • G • 6-0 • SACHSE, TEXAS | PPG 7.5 | RPG 3.2 | APG 1.4 | FG% .367 | 3FG .275 | FT% .673 | <ul style="list-style-type: none"> Scored a season-high 15 points (4-6 FT) with 3 boards and 2 steals vs. rival NM State Reached double figures with 10 points at UTSA Tallied 13 points w/ 3 rebounds, a block and 3 assists vs. NAU Netted 14 points with a pair of steals vs. North Texas Multidisciplinary Studies major |
| 20 |  | DAGNE APSITE • FR. • F • 6-2 • SALDUS, LATVIA | PPG 0.9 | RPG 0.6 | APG 0.1 | FG% .353 | 3FG .200 | FT% - | <ul style="list-style-type: none"> Scored 4 points (2-3 FG) in season opener vs. UIU Tallied four points with 2 rebounds vs. North Dakota Played 7 minutes and scored two points at UTSA Played 4 minutes, grabbed a board vs. rival NM State Marketing major |
| 21 |  | ELINA ARIKE • FR. • F • 6-2 • HELSINKI, FINLAND | PPG 9.2 | RPG 7.7 | APG 1.8 | FG% .462 | 3FG .286 | FT% .816 | <ul style="list-style-type: none"> Dished out career-high 6 assists vs. Air Force; added 16 points & 14 boards Scored 16 points with a season-high 2 blocks & 6 rebounds at NM State Set a career-highs in points (19, 7-10 FG) and rebounds (15) vs. North Dakota Grabbed 13 rebounds to along with 7 points, an assist, block and 2 steals vs. NAU Communications Studies major |
| 22 |  | ERIN WILSON • SO. • G • 5-10 • AUBURNDALE, FLA. | PPG 4.7 | RPG 2.7 | APG 0.3 | FG% .397 | 3FG .214 | FT% .622 | <ul style="list-style-type: none"> Scored 7 points (2-3 FG, 2-3 FT) to open UTEP career vs. UIU Posted 6 points & 6 rebounds at FIU in 23 minutes off the bench Scored a season-high 15 points in first start of season vs. North Texas Contributed 11 points & 5 rebounds in win vs. Air Force Multidisciplinary Studies major |
| 23 |  | ELIANA CABRAL • SO. • G • 5-10 • MONTIJO, PORTUGAL | PPG 4.8 | RPG 2.4 | APG 0.8 | FG% .444 | 3FG .300 | FT% .700 | <ul style="list-style-type: none"> Opened UTEP career with 10 points (4-4 FG, 1-1 3FG) vs. UIU Tallied 7 points with season-high 6 rebounds, season-best 3 assists vs. NAU Set a career high with a pair of 3-pointers to finish with 8 points at UTSA Tallied 3 rebounds, 2 points, assists and season-high 4 steals vs. rival NM State Multidisciplinary Studies major |
| 24 |  | ADHEL TAC • FR. • F • 6-0 • GARLAND, TEXAS | PPG 1.4 | RPG 1.4 | APG 0.4 | FG% .500 | 3FG - | FT% .667 | <ul style="list-style-type: none"> Scored career-high 8 points (4-4 FG) in 8 minutes off the bench vs. rival NM State Played 21 minutes with 4 rebounds vs. ODU Contributed 5 points & 3 rebounds vs. Charlotte Played 14 games (55 minutes total) as freshman at TCU Public Health major |
| 55 |  | BRENDA FONTANA • FR. • F • 6-1 • MORENO, ARGENTINA | PPG 4.8 | RPG 3.7 | APG 0.9 | FG% .407 | 3FG .263 | FT% .696 | <ul style="list-style-type: none"> Recorded a career-high 10 boards w/ 6 points and 2 assists vs. Seattle U Tallied a career-high 12 points w/ 7 rebounds and a block vs. ODU Scored 8 points (4-5 FG) in 11 minutes off the bench vs. rival NM State Finished with 3 steals at Southern Miss to equal a career best mark Psychology major |

*** COACHING STAFF ***

HEAD COACH: KEVIN BAKER (5th Season)
Alma Mater: Stephen F. Austin, 1994 | Record at UTEP: 72-65

ASSOCIATE HEAD COACH: TODD BUCHANAN (3rd Season)

ASSISTANT HEAD COACH: ANTHONY ANDERSON (3rd Season)

ASSISTANT COACH: HEATHER KARNER (3rd Season)

DIRECTOR OF BASKETBALL OPERATIONS: NATALIE HALBLEIB (1st Season)

*** PRONUNCIATION GUIDE ***

Mahri Petree Mah-ree Pea-Tree

Katia Gallegos Kaw-tee-uh Guy-yay-goes

Dagne Apsite Dahg-nay App-see-tay

Elina Arike Uh-lee-nuh Uh-ree-kay

Eliana Cabral El-ee-aw-nuh Cah-brawl

Adhel Tac Adel Tack

2021-22 UTEP MINERS ROSTER

NUMERICAL

| No. | Name | Ht. | Pos. | Cl. | Exp. | Hometown / Previous School |
|-----|-----------------|------|------|-----|------|--|
| 0 | Mahri Petree | 5-11 | G | So. | TR | Detroit, Mich. / Bradley |
| 2 | Teal Battle | 6-1 | F | Gr. | TR | Millington, Tenn. / UALR |
| 3 | Katia Gallegos | 5-7 | G | So. | 2L | El Paso, Texas / Franklin HS |
| 5 | Destiny Thurman | 5-7 | G | Jr. | 1L | Arlington, Texas / Collin County Community College |
| 12 | Grace Alvarez | 5-8 | G | Fr. | HS | Houston, Texas / Heights HS |
| 15 | Avery Crouse | 6-0 | G | So. | 2L | Sachse, Texas / Sachse HS |
| 20 | Dagne Apsite | 6-2 | F | Fr. | 1L | Saldus, Latvia / U17 Latvia National Team |
| 21 | Elina Arike | 6-2 | F | Fr. | 1L | Helsinki, Finland / Mäkelänrinne Upper Secondary |
| 22 | Erin Wilson | 5-10 | G | So. | TR | Auburndale, Fla. / Jacksonville University |
| 23 | Eliana Cabral | 5-10 | F | So. | TR | Montijo, Portugal / New Mexico JC |
| 24 | Adhel Tac | 6-0 | F | Fr. | TR | Garland, Texas / TCU |
| 55 | Brenda Fontana | 6-1 | F | Fr. | 1L | Moreno, Argentina / U19 Argentina National Team |

ALPHBETICAL

| No. | Name | Ht. | Pos. | Cl. | Exp. | Hometown / Previous School |
|-----|-----------------|------|------|-----|------|--|
| 12 | Grace Alvarez | 5-8 | G | Fr. | HS | Houston, Texas / Heights HS |
| 20 | Dagne Apsite | 6-2 | F | Fr. | 1L | Saldus, Latvia / U17 Latvia National Team |
| 21 | Elina Arike | 6-2 | F | Fr. | 1L | Helsinki, Finland / Mäkelänrinne Upper Secondary |
| 2 | Teal Battle | 6-1 | F | Gr. | TR | Millington, Tenn. / UALR |
| 23 | Eliana Cabral | 5-10 | F | So. | TR | Montijo, Portugal / New Mexico JC |
| 15 | Avery Crouse | 6-0 | G | So. | 2L | Sachse, Texas / Sachse HS |
| 55 | Brenda Fontana | 6-1 | F | Fr. | 1L | Moreno, Argentina / U19 Argentina National Team |
| 3 | Katia Gallegos | 5-7 | G | So. | 2L | El Paso, Texas / Franklin HS |
| 0 | Mahri Petree | 5-11 | G | So. | TR | Detroit, Mich. / Bradley |
| 24 | Adhel Tac | 6-0 | F | Fr. | TR | Garland, Texas / TCU |
| 5 | Destiny Thurman | 5-7 | G | Jr. | 1L | Arlington, Texas / Collin County Community College |
| 22 | Erin Wilson | 5-10 | G | So. | TR | Auburndale, Fla. / Jacksonville University |

Coaching Staff

Head Coach: Kevin Baker (5th season; Stephen F. Austin, '94)

Associate Head Coach: Todd Buchanan

Assistant Head Coach: Anthony Anderson

Assistant Coach: Heather Karner



CAREER HIGHS

#12 GRACE ALVAREZ

PTS: _____ 6, vs. Air Force (21/21/21)
 REB: _____ 4, at FIU (1/29/22)
 AST: _____ 2, vs. Incarnate Word (11/11/21)
 STL: _____ 1, 2x, last at FIU (1/29/22)
 BLK: _____ -
 FG: _____ 2, vs. Air Force (21/21/21)
 FGA: _____ 9, vs. Seattle (11/26/21)
 3FG: _____ 2, vs. Air Force (12/21/21)
 3FGA: _____ 9, vs. Seattle (11/26/21)
 FT: _____ 1, vs. North Texas (2/3/22)
 FTA: _____ 2, vs. North Texas (2/3/22)
 MIN: _____ 22, vs. Seattle (11/26/21)

#20 DAGNE APSITE

PTS: _____ 5, vs. Southern Miss (1/1/21)
 REB: _____ 3, vs. Kansas (11/27/21)
 AST: _____ 2, vs. Kansas (11/27/21)
 STL: _____ 1, 2x, last vs. FAU (2/22/21)
 BLK: _____ -
 FG: _____ 2, 3x, last vs. North Dakota (11/13/21)
 FGA: _____ 6, vs. North Dakota (11/13/21)
 3FG: _____ 1, 2s, last vs. Kansas (11/27/21)
 3FGA: _____ 2, vs. Kansas (11/27/21)
 FT: _____ -
 FTA: _____ -
 MIN: _____ 15, vs. Kansas (11/27/21)

#21 ELINA ARIKE

PTS: _____ 19, vs. North Dakota (11/13/21)
 REB: _____ 15, vs. North Dakota (11/13/21)
 AST: _____ 6, vs. Air Force (12/21/21)
 STL: _____ 3, vs. North Dakota (11/13/21)
 BLK: _____ 2, 3x, last at NM State (12/15/21)
 FG: _____ 7, 3x, last vs. North Dakota (11/13/21)
 FGA: _____ 16, at Rice (1/8/21)
 3FG: _____ 2, vs. Middle Tennessee (1/1/22)
 3FGA: _____ 5, vs. Middle Tennessee (1/1/22)
 FT: _____ 6, vs. Air Force (12/21/21)
 FTA: _____ 7, vs. Air Force (12/21/21)
 MIN: _____ 43, vs. Air Force (12/21/21)

#2 TEAL BATTLE

PTS: _____ *25, 3x, last vs. Georgia State (3/6/21)
 REB: _____ *15, vs. Ga. Southern (1/9/20)
 AST: _____ *5, 2x, last vs. Texas State (2/5/21)
 STL: _____ *4, 2x, last vs. Arkansas St (1/18/20)
 BLK: _____ *3, at Memphis (12/21/18)
 FG: _____ 10, 4x, last vs. Air Force (12/21/21)
 FGA: _____ *22, at Troy (2/20/20)
 3FG: _____ *5, vs. Arkansas State (2/13/21)
 3FGA: _____ *7, vs. Arkansas State (2/13/21)
 FT: _____ *12, vs. South Alabama (3/7/20)
 FTA: _____ *13, at UT Arlington (11/11/21)
 MIN: _____ *41, Arkansas State (2/13/21)

#23 ELIANA CABRAL

PTS: _____ 12, vs. Seattle (11/26/21)
 REB: _____ 7, vs. Seattle (11/26/21)
 AST: _____ 3, vs. NAU (11/20/21)
 STL: _____ 4, vs. NM State (11/17/21)
 BLK: _____ -
 FG: _____ 5, vs. Seattle (11/26/21)
 FGA: _____ 9, at NM State (12/15/21)
 3FG: _____ 2, at UTSA (1/20/22)
 3FGA: _____ 4, vs. North Dakota (11/13/21)
 FT: _____ 6, vs. Kansas (11/27/21)
 FTA: _____ 8, vs. Kansas (11/27/21)
 MIN: _____ 30, vs. Kansas (11/27/21)

#15 AVERY CROUSE

PTS: _____ 21, 2x, last vs. USM (2/29/20)
 REB: _____ 9, 3x, last vs. UAB (2/6/21)
 AST: _____ 5, 2x, last at FIU (2/12/21)
 STL: _____ 4, 3x, last at Utah State (12/13/20)
 BLK: _____ 3, vs. Tulsa (12/29/19)
 FG: _____ 8, at UTSA (2/20/20)
 FGA: _____ 18, vs. Incarnate Word (11/28/20)
 3FG: _____ 3, 3x, last at FIU (2/12/21)
 3FGA: _____ 8, at Texas State (12/13/21)
 FT: _____ 7, 4x, last vs. Air Force (12/21/21)
 FTA: _____ 10, vs. Air Force (12/21/21)
 MIN: _____ 40, 2x, last at North Texas (3/7/20)

#55 BRENDA FONTANA

PTS: _____ 12, vs. Old Dominion (1/15/22)
 REB: _____ 10, vs. Seattle (11/26/21)
 AST: _____ 4, at Texas State (12/13/21)
 STL: _____ 2x, last at Southern Miss (1/17/22)
 BLK: _____ 1, 7x, last vs. North Texas (2/3/22)
 FG: _____ 5, vs. Old Dominion (1/15/22)
 FGA: _____ 9, at NM State (12/19/21)
 3FG: _____ 1, 5x, last vs. UTSA (1/23/22)
 3FGA: _____ 3, 2x last vs. UTSA (1/23/22)
 FT: _____ 4, at NM State (12/15/21)
 FTA: _____ 4, 4x, last at NM State (12/15/21)
 MIN: _____ 27, at NM State (12/15/21)

#3 KATIA GALLEGOS

PTS: _____ 26, at NM State (12/15/21)
 REB: _____ 11, vs. Florida Atlantic (11/30/19)
 AST: _____ 12, vs. USM (2/29/20)
 STL: _____ 7, vs. USM (2/29/20)
 BLK: _____ 3, vs. Florida Atlantic (3/11/20)
 FG: _____ 9, vs. NM State (11/25/20)
 FGA: _____ 23, vs. NM State (11/25/20)
 3FG: _____ 5, 2x, last at New Mexico (12/19/21)
 3FGA: _____ 9, at New Mexico (12/19/21)
 FT: _____ 16, at NM State (12/15/21)
 FTA: _____ 20, at NM State (12/15/21)
 MIN: _____ 44, vs. NM State (11/25/20)

#00 MAHRI PETREE

PTS: _____ *22, vs. Loyola Chicago (1/22/21)
 REB: _____ *10, vs. Kansas City (11/25/20)
 AST: _____ *4, 3x, last at Evansville (1/15/21)
 STL: _____ 3, 2x, last at NM State (12/15/21)
 BLK: _____ 2, 3x, last vs. NM State (11/17/21)
 FG: _____ *8, vs. Indiana State (3/5/21)
 FGA: _____ *17, vs. Indiana State (3/5/21)
 3FG: _____ *4, vs. Eureka (11/16/19)
 3FGA: _____ *8, vs. Eureka (11/16/19)
 FT: _____ *8, vs. Loyola Chicago (1/22/21)
 FTA: _____ *8, vs. Loyola Chicago (1/22/21)
 MIN: _____ *38, at Saint Louis (12/6/20)

#24 ADHEL TAG

PTS: _____ 8, vs. NM State (11/17/21)
 REB: _____ 7, at Oklahoma State (1/9/21)
 AST: _____ 2, 2x last at FIU (1/29/22)
 STL: _____ 1, 4x, last at UTSA (1/20/22)
 BLK: _____ 1, 3x, last at UTSA (1/20/22)
 FG: _____ 4, vs. NM State (11/17/21)
 FGA: _____ 4, vs. NM State (11/17/21)
 3FG: _____ -
 3FGA: _____ *1, 2x, last vs. Oklahoma State (1/9/21)
 FT: _____ 2, 2x, last vs. Air Force (12/21/21)
 FTA: _____ 4, at NM State (12/15/21)
 MIN: _____ 8, vs. NM State (11/17/21)

#5 DESTINY THURMAN

PTS: _____ 30, vs. North Texas (2/3/22)
 REB: _____ 7, vs. North Dakota (11/13/21)
 AST: _____ 5, at Southern Miss (1/17/22)
 STL: _____ 4, vs. Southern Miss (1/17/21)
 BLK: _____ 2, vs. Air Force (12/21/21)
 FG: _____ 9, vs. North Texas (2/3/22)
 FGA: _____ 18, at Utah State (12/13/20)
 3FG: _____ 5, vs. Kansas (11/27/21)
 3FGA: _____ 10, at Utah State (12/13/20)
 FT: _____ 11, vs. UTSA (1/23/22)
 FTA: _____ 14, vs. UTSA (1/23/22)
 MIN: _____ 40, vs. UAB (12/30/21)

#22 ERIN WILSON

PTS: _____ *26, 2x, last vs. North Fla. (1/17/21)
 REB: _____ *11, vs. Bellarmine (2/7/21)
 AST: _____ *3, 2x, last vs. Bellarmine (2/6/21)
 STL: _____ *4, at Liberty (1/31/21)
 BLK: _____ *1, 4x, last vs. North Dakota (11/13/21)
 FG: _____ *10, vs. Bellarmine (2/7/21)
 FGA: _____ *20, vs. North Fla. (1/16/21)
 3FG: _____ *3, 2x, last at North Fla. (1/17/21)
 3FGA: _____ *9, at North Fla. (1/16/21)
 FT: _____ 5, 4x, last vs. Air Force (12/21/21)
 FTA: _____ *9, at North Fla. (1/16/21)
 MIN: _____ 33, vs. Air Force (3/7/20)

* Denotes Previous School

| Player | Previous School |
|--------------|--------------------------------|
| Teal Battle | Arkansas-Little Rock (2017-21) |
| Mahri Petree | Bradley (2019-21) |
| Adhel Tack | TCU (2020-21) |
| Erin Wilson | Jacksonville (2019-21) |



2021-22 OVERALL STATISTICS

Game Records

| Record | Overall | Home | Away | Neutral |
|----------------|---------|------|------|---------|
| ALL GAMES | 13-7 | 9-2 | 3-4 | 1-1 |
| CONFERENCE | 5-5 | 4-2 | 1-3 | 0-0 |
| NON-CONFERENCE | 8-2 | 5-0 | 2-1 | 1-1 |

Score by Periods

| Team | 1st | 2nd | 3rd | 4th | OT | TOT |
|-----------|-----|-----|-----|-----|----|------|
| UTEP | 330 | 334 | 341 | 309 | 34 | 1348 |
| Opponents | 298 | 307 | 304 | 346 | 24 | 1279 |

Team Box Score

| No. | Player | Total | | | 3-Point | | | F-Throw | | Rebounds | | | | Other | | | | PTS | AVG | | | |
|------------------|------------------|-----------|-------------|------|-----------------|-------------|----------------|-------------|----------------|-------------|------------|------------|------------|-------------|------------|-----------|------------|------------|-----------|------------|-------------|-------------|
| | | GP-GS | MIN | AVG | FG-FGA | FG% | 3FG-3FGA | 3FG% | FT-FTA | FT% | OFF | DEF | TOT | AVG | PF | DQ | A | | | TO | BLK | STL |
| 5 | THURMAN, Destiny | 18-18 | 526:07 | 29.2 | 78-193 | .404 | 33-91 | .363 | 47-60 | .783 | 16 | 34 | 50 | 2.8 | 42 | 2 | 34 | 30 | 3 | 19 | 236 | 13.1 |
| 3 | GALLEGOS, Katia | 20-20 | 635:27 | 31.8 | 72-199 | .362 | 25-73 | .342 | 71-92 | .772 | 13 | 59 | 72 | 3.6 | 34 | 0 | 69 | 51 | 8 | 36 | 240 | 12.0 |
| 2 | BATTLE, Teal | 19-19 | 502:13 | 26.4 | 64-143 | .448 | 4-11 | .364 | 63-90 | .700 | 54 | 53 | 107 | 5.6 | 57 | 1 | 21 | 51 | 2 | 13 | 195 | 10.3 |
| 21 | ARIKE, Elina | 16-16 | 436:52 | 27.3 | 55-119 | .462 | 6-21 | .286 | 31-38 | .816 | 47 | 76 | 123 | 7.7 | 47 | 3 | 28 | 49 | 6 | 16 | 147 | 9.2 |
| 15 | CROUSE, Avery | 18-18 | 528:58 | 29.4 | 44-120 | .367 | 14-51 | .275 | 33-49 | .673 | 11 | 46 | 57 | 3.2 | 52 | 2 | 25 | 39 | 7 | 21 | 135 | 7.5 |
| 55 | FONTANA, Brenda | 19-4 | 307:24 | 16.2 | 35-86 | .407 | 5-19 | .263 | 16-23 | .696 | 21 | 50 | 71 | 3.7 | 41 | 1 | 17 | 31 | 5 | 10 | 91 | 4.8 |
| 23 | CABRAL, Eliana | 16-3 | 256:07 | 16.0 | 28-63 | .444 | 6-20 | .300 | 14-20 | .700 | 16 | 22 | 38 | 2.4 | 16 | 0 | 13 | 14 | 0 | 17 | 76 | 4.8 |
| 22 | WILSON, Erin | 20-1 | 318:49 | 15.9 | 31-78 | .397 | 3-14 | .214 | 28-45 | .622 | 26 | 28 | 54 | 2.7 | 18 | 0 | 6 | 13 | 1 | 8 | 93 | 4.7 |
| 0 | PETREE, Mahri | 18-1 | 258:48 | 14.4 | 26-66 | .394 | 7-29 | .241 | 6-10 | .600 | 12 | 23 | 35 | 1.9 | 17 | 0 | 7 | 21 | 6 | 13 | 65 | 3.6 |
| 10 | VASILEUKA, Masha | 2-0 | 29:26 | 14.7 | 3-12 | .250 | 1-6 | .167 | 0-0 | .000 | 0 | 0 | 0 | 0.0 | 4 | 0 | 0 | 2 | 0 | 1 | 7 | 3.5 |
| 24 | TAC, Adhel | 18-0 | 150:60 | 8.4 | 10-20 | .500 | 0-0 | .000 | 6-9 | .667 | 10 | 16 | 26 | 1.4 | 16 | 0 | 8 | 9 | 3 | 2 | 26 | 1.4 |
| 12 | ALVAREZ, Grace | 17-0 | 90:38 | 5.3 | 8-25 | .320 | 7-21 | .333 | 1-2 | .500 | 1 | 9 | 10 | 0.6 | 9 | 0 | 3 | 8 | 0 | 2 | 24 | 1.4 |
| 20 | APSITE, Dagne | 15-0 | 69:35 | 4.6 | 6-17 | .353 | 1-5 | .200 | 0-0 | .000 | 4 | 5 | 9 | 0.6 | 5 | 0 | 2 | 6 | 0 | 0 | 13 | 0.9 |
| Team | | | | | | | | | | | 34 | 36 | 70 | | | | | 7 | | | | |
| Total | | 20 | 4111 | | 460-1141 | .403 | 112-361 | .310 | 316-438 | .721 | 265 | 457 | 722 | 36.1 | 358 | 9 | 233 | 331 | 41 | 158 | 1348 | 67.4 |
| Opponents | | 20 | 4094 | | 472-1079 | .437 | 109-338 | .322 | 226-345 | .655 | 193 | 464 | 657 | 32.9 | 425 | 16 | 250 | 360 | 57 | 167 | 1279 | 64.0 |

Team Statistics

| | UTEP | OPP |
|------------------------|-----------------|-----------------|
| Scoring | 1348 | 1279 |
| Points per game | 67.4 | 64.0 |
| Scoring margin | +3.5 | - |
| Field goals-att | 460-1141 | 472-1079 |
| Field goal pct | .403 | .437 |
| 3 point fg-att | 112-361 | 109-338 |
| 3-point FG pct | .310 | .322 |
| 3-pt FG made per game | 5.6 | 5.5 |
| Free throws-att | 316-438 | 226-345 |
| Free throw pct | .721 | .655 |
| F-Throws made per game | 15.8 | 11.3 |
| Rebounds | 722 | 657 |
| Rebounds per game | 36.1 | 32.9 |
| Rebounding margin | +3.3 | - |
| Assists | 233 | 250 |
| Assists per game | 11.7 | 12.5 |
| Turnovers | 331 | 360 |
| Turnovers per game | 16.6 | 18.0 |
| Turnover margin | +1.5 | - |
| Assist/turnover ratio | 0.7 | 0.7 |
| Steals | 158 | 167 |
| Steals per game | 7.9 | 8.4 |
| Blocks | 41 | 57 |
| Blocks per game | 2.1 | 2.9 |
| Winning streak | 1 | - |
| Home win streak | 3 | - |
| Attendance | 8505 | 8227 |
| Home games-Avg/Game | 11-773 | 7-1175 |
| Neutral site-Avg/Game | - | 2-0 |

Team Results

| Date | Opponent | Score | Att. |
|------------|-------------------|------------|------|
| 11/11/2021 | Incarnate Word | W 81-47 | 796 |
| 11/13/2021 | North Dakota | W 89-69 | 751 |
| 11/17/2021 | New Mexico St. | W 76-61 | 1088 |
| 11/20/2021 | Northern Ariz. | W 72-62 | 815 |
| 11/26/2021 | vs Seattle U | W 62-57 | 0 |
| 11/27/2021 | vs Kansas | L 55-81 | 0 |
| 12/13/2021 | at Texas St. | W 69-57 | 758 |
| 12/15/2021 | at New Mexico St. | Wot 82-78 | 637 |
| 12/19/2021 | at New Mexico | L 66-78 | 4458 |
| 12/21/2021 | Air Force | Wot2 93-85 | 0 |
| 12/30/2021 | UAB | Lot 74-76 | 933 |
| 01/01/2022 | Middle Tenn. | W 56-55 | 798 |
| 01/13/2022 | Charlotte | L 59-71 | 716 |
| 01/15/2022 | Old Dominion | W 53-48 | 782 |
| 01/17/2022 | at Southern Miss. | L 49-55 | 1422 |
| 01/20/2022 | at UTSA | W 69-52 | 547 |
| 01/23/2022 | UTSA | W 71-59 | 1151 |
| 01/27/2022 | at Fla. Atlantic | L 52-54 | 405 |
| 01/29/2022 | at FIU | L 45-72 | 0 |
| 02/03/2022 | North Texas | W 75-62 | 675 |



2021-22 C-USA ONLY STATISTICS

Game Records

| Record | Overall | Home | Away | Neutral |
|----------------|---------|------|------|---------|
| ALL GAMES | 5-5 | 4-2 | 1-3 | 0-0 |
| CONFERENCE | 5-5 | 4-2 | 1-3 | 0-0 |
| NON-CONFERENCE | 0-0 | 0-0 | 0-0 | 0-0 |

Score by Periods

| Team | 1st | 2nd | 3rd | 4th | OT | TOT |
|-----------|-----|-----|-----|-----|----|-----|
| UTEP | 148 | 147 | 164 | 139 | 5 | 603 |
| Opponents | 154 | 118 | 146 | 179 | 7 | 604 |

Team Box Score

| No. | Player | | | | Total | | 3-Point | | F-Throw | | Rebounds | | | | | | | | | | | |
|------------------|------------------|-----------|-------------|------|----------------|-------------|---------------|-------------|----------------|-------------|------------|------------|------------|-------------|------------|----------|------------|------------|-----------|-----------|------------|-------------|
| | | GP-GS | MIN | AVG | FG-FGA | FG% | 3FG-3FGA | 3FG% | FT-FTA | FT% | OFF | DEF | TOT | AVG | PF | DQ | A | TO | BLK | STL | PTS | AVG |
| 5 | THURMAN, Destiny | 10-10 | 304:01 | 30.4 | 39-106 | .368 | 14-46 | .304 | 29-36 | .806 | 11 | 15 | 26 | 2.6 | 24 | 2 | 17 | 17 | 1 | 14 | 121 | 12.1 |
| 2 | BATTLE, Teal | 9-9 | 248:16 | 27.6 | 26-72 | .361 | 3-9 | .333 | 31-45 | .689 | 27 | 33 | 60 | 6.7 | 24 | 1 | 9 | 29 | 0 | 5 | 86 | 9.6 |
| 3 | GALLEGOS, Katia | 10-10 | 289:15 | 28.9 | 29-88 | .330 | 8-33 | .242 | 28-36 | .778 | 5 | 31 | 36 | 3.6 | 20 | 0 | 31 | 21 | 5 | 16 | 94 | 9.4 |
| 21 | ARIKE, Elina | 8-8 | 233:01 | 29.1 | 25-57 | .439 | 4-12 | .333 | 16-18 | .889 | 23 | 33 | 56 | 7.0 | 21 | 1 | 9 | 24 | 2 | 6 | 70 | 8.8 |
| 15 | CROUSE, Avery | 10-10 | 297:54 | 29.8 | 20-57 | .351 | 7-26 | .269 | 18-27 | .667 | 2 | 26 | 28 | 2.8 | 26 | 1 | 15 | 21 | 2 | 11 | 65 | 6.5 |
| 22 | WILSON, Erin | 10-1 | 156:24 | 15.6 | 18-48 | .375 | 2-9 | .222 | 12-18 | .667 | 14 | 14 | 28 | 2.8 | 6 | 0 | 4 | 6 | 0 | 4 | 50 | 5.0 |
| 55 | FONTANA, Brenda | 10-2 | 162:13 | 16.2 | 18-52 | .346 | 4-15 | .267 | 8-11 | .727 | 10 | 27 | 37 | 3.7 | 17 | 1 | 5 | 18 | 3 | 4 | 48 | 4.8 |
| 0 | PETREE, Mahri | 10-0 | 102:31 | 10.3 | 11-27 | .407 | 3-13 | .231 | 5-6 | .833 | 8 | 9 | 17 | 1.7 | 7 | 0 | 3 | 9 | 2 | 4 | 30 | 3.0 |
| 23 | CABRAL, Eliana | 8-0 | 70:19 | 8.8 | 6-16 | .375 | 2-6 | .333 | 2-3 | .667 | 5 | 6 | 11 | 1.4 | 5 | 0 | 2 | 6 | 0 | 4 | 16 | 2.0 |
| 24 | TAC, Adhel | 10-0 | 109:21 | 10.9 | 5-11 | .455 | 0-0 | .000 | 2-3 | .667 | 7 | 9 | 16 | 1.6 | 12 | 0 | 7 | 5 | 1 | 1 | 12 | 1.2 |
| 12 | ALVAREZ, Grace | 8-0 | 31:45 | 4.0 | 3-8 | .375 | 2-4 | .500 | 1-2 | .500 | 0 | 5 | 5 | 0.6 | 3 | 0 | 0 | 5 | 0 | 2 | 9 | 1.1 |
| 20 | APSITE, Dagne | 7-0 | 19:54 | 2.8 | 1-2 | .500 | 0-1 | .000 | 0-0 | .000 | 0 | 1 | 1 | 0.1 | 2 | 0 | 0 | 0 | 0 | 0 | 2 | 0.3 |
| Team | | | | | | | | | | | 20 | 19 | 39 | | | | | 1 | | | | |
| Total | | 10 | 2025 | | 201-544 | .369 | 49-174 | .282 | 152-205 | .741 | 132 | 228 | 360 | 36.0 | 167 | 6 | 102 | 162 | 16 | 71 | 603 | 60.3 |
| Opponents | | 10 | 2025 | | 221-534 | .414 | 48-164 | .293 | 114-170 | .671 | 108 | 236 | 344 | 34.4 | 198 | 6 | 122 | 164 | 24 | 80 | 604 | 60.4 |

Team Statistics

| | UTEP | OPP |
|------------------------|----------------|----------------|
| Scoring | 603 | 604 |
| Points per game | 60.3 | 60.4 |
| Scoring margin | -0.1 | - |
| Field goals-att | 201-544 | 221-534 |
| Field goal pct | .369 | .414 |
| 3 point fg-att | 49-174 | 48-164 |
| 3-point FG pct | .282 | .293 |
| 3-pt FG made per game | 4.9 | 4.8 |
| Free throws-att | 152-205 | 114-170 |
| Free throw pct | .741 | .671 |
| F-Throws made per game | 15.2 | 11.4 |
| Rebounds | 360 | 344 |
| Rebounds per game | 36.0 | 34.4 |
| Rebounding margin | +1.6 | - |
| Assists | 102 | 122 |
| Assists per game | 10.2 | 12.2 |
| Turnovers | 162 | 164 |
| Turnovers per game | 16.2 | 16.4 |
| Turnover margin | +0.2 | - |
| Assist/turnover ratio | 0.6 | 0.7 |
| Steals | 71 | 80 |
| Steals per game | 7.1 | 8.0 |
| Blocks | 16 | 24 |
| Blocks per game | 1.6 | 2.4 |
| Winning streak | 1 | - |
| Home win streak | 3 | - |
| Attendance | 5055 | 2374 |
| Home games-Avg/Game | 6-843 | 4-594 |
| Neutral site-Avg/Game | - | 0-0 |

Team Results

| Date | Opponent | Lot | Score | Att. |
|------------|-------------------|-----|-------|------|
| 12/30/2021 | UAB | | 74-76 | 933 |
| 01/01/2022 | Middle Tenn. | W | 56-55 | 798 |
| 01/13/2022 | Charlotte | L | 59-71 | 716 |
| 01/15/2022 | Old Dominion | W | 53-48 | 782 |
| 01/17/2022 | at Southern Miss. | L | 49-55 | 1422 |
| 01/20/2022 | at UTSA | W | 69-52 | 547 |
| 01/23/2022 | UTSA | W | 71-59 | 1151 |
| 01/27/2022 | at Fla. Atlantic | L | 52-54 | 405 |
| 01/29/2022 | at FIU | L | 45-72 | 0 |
| 02/03/2022 | North Texas | W | 75-62 | 675 |

2021-22 STATISTICS GAME-BY-GAME

| Opponent | Date | Score | | Total | | 3-Pointers | | Free throws | | Rebounds | | | | PF | A | TO | BLK | STL | PTS | AVG |
|-------------------|------------|-------------|------|-----------------|-------------|----------------|-------------|----------------|-------------|------------|------------|------------|-------------|------------|------------|------------|-----------|------------|-------------|-------------|
| | | | | FG-FGA | PCT | 3FG-3FGA | PCT | FT-FTA | PCT | OFF | DEF | TOT | AVG | | | | | | | |
| Incarinate Word | 11/11/2021 | 81-47 | W | 30-63 | .476 | 7-18 | .389 | 14-20 | .700 | 12 | 26 | 38 | 38.0 | 19 | 17 | 13 | 2 | 11 | 81 | 81.0 |
| North Dakota | 11/13/2021 | 89-69 | W | 34-68 | .500 | 11-25 | .440 | 10-12 | .833 | 16 | 21 | 37 | 37.5 | 13 | 22 | 17 | 4 | 10 | 89 | 85.0 |
| New Mexico St. | 11/17/2021 | 76-61 | W | 27-53 | .509 | 3-16 | .188 | 19-27 | .704 | 8 | 16 | 24 | 33.0 | 23 | 10 | 17 | 4 | 9 | 76 | 82.0 |
| Northern Ariz. | 11/20/2021 | 72-62 | W | 30-67 | .448 | 5-20 | .250 | 7-10 | .700 | 16 | 27 | 43 | 35.5 | 16 | 15 | 17 | 5 | 9 | 72 | 79.5 |
| vs Seattle U | 11/26/2021 | 62-57 | W | 23-64 | .359 | 3-20 | .150 | 13-20 | .650 | 19 | 20 | 39 | 36.2 | 16 | 7 | 17 | 0 | 8 | 62 | 76.0 |
| vs Kansas | 11/27/2021 | 55-81 | L | 15-51 | .294 | 9-24 | .375 | 16-24 | .667 | 14 | 20 | 34 | 35.8 | 25 | 9 | 19 | 0 | 7 | 55 | 72.5 |
| at Texas St. | 12/13/2021 | 69-57 | W | 25-57 | .439 | 9-22 | .409 | 10-15 | .667 | 11 | 22 | 33 | 35.4 | 22 | 14 | 13 | 4 | 10 | 69 | 72.0 |
| at New Mexico St. | 12/15/2021 | 82-78 | Wot | 21-51 | .412 | 5-11 | .455 | 35-46 | .761 | 7 | 27 | 34 | 35.3 | 24 | 7 | 16 | 3 | 7 | 82 | 73.3 |
| at New Mexico | 12/19/2021 | 66-78 | L | 25-66 | .379 | 9-24 | .375 | 7-11 | .636 | 16 | 20 | 36 | 35.3 | 14 | 15 | 17 | 1 | 12 | 66 | 72.4 |
| Air Force | 12/21/2021 | 93-85 | Wot2 | 29-57 | .509 | 2-7 | .286 | 33-48 | .688 | 14 | 30 | 44 | 36.2 | 19 | 15 | 23 | 2 | 4 | 93 | 74.5 |
| UAB | 12/30/2021 | 74-76 | Lot | 25-73 | .342 | 6-19 | .316 | 18-22 | .818 | 23 | 12 | 35 | 36.1 | 16 | 8 | 10 | 0 | 10 | 74 | 74.5 |
| Middle Tenn. | 01/01/2022 | 56-55 | W | 18-52 | .346 | 3-18 | .167 | 17-21 | .810 | 11 | 34 | 45 | 36.8 | 11 | 9 | 15 | 1 | 5 | 56 | 72.9 |
| Charlotte | 01/13/2022 | 59-71 | L | 21-56 | .375 | 4-19 | .211 | 13-20 | .650 | 12 | 27 | 39 | 37.0 | 19 | 8 | 15 | 3 | 6 | 59 | 71.8 |
| Old Dominion | 01/15/2022 | 53-48 | W | 21-50 | .420 | 5-17 | .294 | 6-11 | .545 | 12 | 27 | 39 | 37.1 | 17 | 10 | 20 | 1 | 5 | 53 | 70.5 |
| at Southern Miss. | 01/17/2022 | 49-55 | L | 17-62 | .274 | 5-28 | .179 | 10-14 | .714 | 15 | 17 | 32 | 36.8 | 12 | 14 | 12 | 1 | 10 | 49 | 69.1 |
| at UTSA | 01/20/2022 | 69-52 | W | 22-46 | .478 | 9-19 | .474 | 16-21 | .762 | 7 | 23 | 30 | 36.4 | 20 | 12 | 20 | 3 | 8 | 69 | 69.1 |
| UTSA | 01/23/2022 | 71-59 | W | 19-50 | .380 | 6-18 | .333 | 27-33 | .818 | 15 | 20 | 35 | 36.3 | 21 | 15 | 19 | 3 | 8 | 71 | 69.2 |
| at Fla. Atlantic | 01/27/2022 | 52-54 | L | 20-54 | .370 | 2-13 | .154 | 10-16 | .625 | 12 | 23 | 35 | 36.2 | 19 | 8 | 11 | 1 | 7 | 52 | 68.2 |
| at FIU | 01/29/2022 | 45-72 | L | 14-53 | .264 | 3-12 | .250 | 14-21 | .667 | 14 | 25 | 39 | 36.4 | 16 | 8 | 25 | 1 | 6 | 45 | 67.0 |
| North Texas | 02/03/2022 | 75-62 | W | 24-48 | .500 | 6-11 | .545 | 21-26 | .808 | 11 | 20 | 31 | 36.1 | 16 | 10 | 15 | 2 | 6 | 75 | 67.4 |
| Total | | 1348 | | 460-1141 | .403 | 112-361 | .310 | 316-438 | .721 | 265 | 457 | 722 | 36.1 | 358 | 233 | 331 | 41 | 158 | 1348 | 67.4 |
| Opponents | | 1279 | | 472-1079 | .437 | 109-338 | .322 | 226-345 | .655 | 193 | 464 | 657 | 32.9 | 425 | 250 | 360 | 57 | 167 | 1279 | 64.0 |

UTEP Averages

| Games Played | Points/game | FG Pct | 3FG Pct | FT Pct | Rebounds/game | Assists/game | Turnovers/game | Assist/Turnover ratio | Steals/game | Blocks/game |
|--------------|-------------|--------|---------|--------|---------------|--------------|----------------|-----------------------|-------------|-------------|
| 20 | 67.4 | 40.3 | 31.0 | 72.1 | 36.1 | 11.7 | 16.6 | 0.7 | 7.9 | 2.1 |



2021-22 STATISTICS

Team Statistics

| | UTEP | OPP |
|------------------------|-----------------|-----------------|
| Scoring | 1348 | 1279 |
| Points per game | 67.4 | 64.0 |
| Scoring margin | +3.5 | - |
| Field goals-att | 460-1141 | 472-1079 |
| Field goal pct | .403 | .437 |
| 3 point fg-att | 112-361 | 109-338 |
| 3-point FG pct | .310 | .322 |
| 3-pt FG made per game | 5.6 | 5.5 |
| Free throws-att | 316-438 | 226-345 |
| Free throw pct | .721 | .655 |
| F-Throws made per game | 15.8 | 11.3 |
| Rebounds | 722 | 657 |
| Rebounds per game | 36.1 | 32.9 |
| Rebounding margin | +3.3 | - |
| Assists | 233 | 250 |
| Assists per game | 11.7 | 12.5 |
| Turnovers | 331 | 360 |
| Turnovers per game | 16.6 | 18.0 |
| Turnover margin | +1.5 | - |
| Assist/turnover ratio | 0.7 | 0.7 |
| Steals | 158 | 167 |
| Steals per game | 7.9 | 8.4 |
| Blocks | 41 | 57 |
| Blocks per game | 2.1 | 2.9 |
| Winning streak | 1 | - |
| Home win streak | 3 | - |
| Attendance | 8505 | 8227 |
| Home games-Avg/Game | 11-773 | 7-1175 |
| Neutral site-Avg/Game | - | 2-0 |

Score by Periods

| Team | 1st | 2nd | 3rd | 4th | OT | TOT |
|-----------|-----|-----|-----|-----|----|------|
| UTEP | 330 | 334 | 341 | 309 | 34 | 1348 |
| Opponents | 298 | 307 | 304 | 346 | 24 | 1279 |



2021-22 STATISTICS

UTEP - Game Highs

| | | |
|------------------------------|--------------|--------------------------------|
| POINTS | 93 | Air Force (12/21/2021) |
| | 89 | North Dakota (11/13/2021) |
| | 82 | at New Mexico St. (12/15/2021) |
| | 81 | Incarnate Word (11/11/2021) |
| | 76 | New Mexico St. (11/17/2021) |
| FIELD GOALS MADE | 34 | North Dakota (11/13/2021) |
| | 30 | Northern Ariz. (11/20/2021) |
| | 30 | Incarnate Word (11/11/2021) |
| FIELD GOAL ATTEMPTS | 73 | UAB (12/30/2021) |
| | 68 | North Dakota (11/13/2021) |
| FIELD GOAL PERCENTAGE | .509 (27-53) | New Mexico St. (11/17/2021) |
| | .509 (29-57) | Air Force (12/21/2021) |
| 3 PT FG MADE | 11 | North Dakota (11/13/2021) |
| | 9 | at UTSA (01/20/2022) |
| | 9 | at New Mexico (12/19/2021) |
| | 9 | at Texas St. (12/13/2021) |
| | 9 | vs Kansas (N) (11/27/2021) |
| 3 PT FG ATTEMPTS | 28 | at Southern Miss. (01/17/2022) |
| | 25 | North Dakota (11/13/2021) |
| 3 PT FG PERCENTAGE | .545 (6-11) | North Texas (02/03/2022) |
| | .474 (9-19) | at UTSA (01/20/2022) |
| FREE THROWS MADE | 35 | at New Mexico St. (12/15/2021) |
| | 33 | Air Force (12/21/2021) |
| FREE THROW ATTEMPTS | 48 | Air Force (12/21/2021) |
| | 46 | at New Mexico St. (12/15/2021) |
| FREE THROW PERCENTAGE | .833 (10-12) | North Dakota (11/13/2021) |
| | .818 (27-33) | UTSA (01/23/2022) |
| | .818 (18-22) | UAB (12/30/2021) |
| REBOUNDS | 45 | Middle Tenn. (01/01/2022) |
| | 44 | Air Force (12/21/2021) |
| ASSISTS | 22 | North Dakota (11/13/2021) |
| | 17 | Incarnate Word (11/11/2021) |
| STEALS | 12 | at New Mexico (12/19/2021) |
| | 11 | Incarnate Word (11/11/2021) |
| BLOCKED SHOTS | 5 | Northern Ariz. (11/20/2021) |
| | 4 | at Texas St. (12/13/2021) |
| | 4 | New Mexico St. (11/17/2021) |
| | 4 | North Dakota (11/13/2021) |
| TURNOVERS | 25 | at FIU (01/29/2022) |
| | 23 | Air Force (12/21/2021) |
| FOULS | 25 | vs Kansas (N) (11/27/2021) |
| | 24 | at New Mexico St. (12/15/2021) |



2021-22 STATISTICS

Opponent - Game Highs

| | | | |
|------------------------------|------|---------|--------------------------------|
| POINTS | 85 | | Air Force (12/21/2021) |
| | 81 | | vs Kansas (N) (11/27/2021) |
| | 78 | | at New Mexico (12/19/2021) |
| | 78 | | at New Mexico St. (12/15/2021) |
| | 76 | | UAB (12/30/2021) |
| FIELD GOALS MADE | 32 | | at New Mexico (12/19/2021) |
| | 30 | | Air Force (12/21/2021) |
| FIELD GOAL ATTEMPTS | 72 | | Air Force (12/21/2021) |
| | 67 | | at New Mexico St. (12/15/2021) |
| FIELD GOAL PERCENTAGE | .604 | (29-48) | UAB (12/30/2021) |
| | .543 | (25-46) | vs Kansas (N) (11/27/2021) |
| 3 PT FG MADE | 11 | | Middle Tenn. (01/01/2022) |
| | 11 | | Air Force (12/21/2021) |
| 3 PT FG ATTEMPTS | 35 | | Middle Tenn. (01/01/2022) |
| | 28 | | Air Force (12/21/2021) |
| 3 PT FG PERCENTAGE | .667 | (4-6) | New Mexico St. (11/17/2021) |
| | .583 | (7-12) | UAB (12/30/2021) |
| FREE THROWS MADE | 22 | | vs Kansas (N) (11/27/2021) |
| | 18 | | at New Mexico St. (12/15/2021) |
| FREE THROW ATTEMPTS | 28 | | vs Kansas (N) (11/27/2021) |
| | 25 | | at Texas St. (12/13/2021) |
| FREE THROW PERCENTAGE | .941 | (16-17) | at FIU (01/29/2022) |
| | .824 | (14-17) | Air Force (12/21/2021) |
| REBOUNDS | 44 | | at Southern Miss. (01/17/2022) |
| | 39 | | UTSA (01/23/2022) |
| ASSISTS | 17 | | at FIU (01/29/2022) |
| | 17 | | North Dakota (11/13/2021) |
| STEALS | 15 | | at FIU (01/29/2022) |
| | 13 | | Air Force (12/21/2021) |
| BLOCKED SHOTS | 7 | | at Southern Miss. (01/17/2022) |
| | 7 | | at New Mexico (12/19/2021) |
| TURNOVERS | 28 | | New Mexico St. (11/17/2021) |
| | 25 | | Incarnate Word (11/11/2021) |
| FOULS | 36 | | Air Force (12/21/2021) |
| | 34 | | at New Mexico St. (12/15/2021) |

2021-22 STATISTICS

UTEP - Game Lows

| | | |
|------------------------------|--------------|--------------------------------|
| POINTS | 45 | at FIU (01/29/2022) |
| | 49 | at Southern Miss. (01/17/2022) |
| | 52 | at Fla. Atlantic (01/27/2022) |
| | 53 | Old Dominion (01/15/2022) |
| | 55 | vs Kansas (N) (11/27/2021) |
| FIELD GOALS MADE | 14 | at FIU (01/29/2022) |
| | 15 | vs Kansas (N) (11/27/2021) |
| FIELD GOAL ATTEMPTS | 46 | at UTSA (01/20/2022) |
| | 48 | North Texas (02/03/2022) |
| FIELD GOAL PERCENTAGE | .264 (14-53) | at FIU (01/29/2022) |
| | .274 (17-62) | at Southern Miss. (01/17/2022) |
| 3 PT FG MADE | 2 | at Fla. Atlantic (01/27/2022) |
| | 2 | Air Force (12/21/2021) |
| 3 PT FG ATTEMPTS | 7 | Air Force (12/21/2021) |
| | 11 | North Texas (02/03/2022) |
| | 11 | at New Mexico St. (12/15/2021) |
| 3 PT FG PERCENTAGE | .150 (3-20) | vs Seattle U (N) (11/26/2021) |
| | .154 (2-13) | at Fla. Atlantic (01/27/2022) |
| FREE THROWS MADE | 6 | Old Dominion (01/15/2022) |
| | 7 | at New Mexico (12/19/2021) |
| | 7 | Northern Ariz. (11/20/2021) |
| FREE THROW ATTEMPTS | 10 | Northern Ariz. (11/20/2021) |
| | 11 | Old Dominion (01/15/2022) |
| | 11 | at New Mexico (12/19/2021) |
| FREE THROW PERCENTAGE | .545 (6-11) | Old Dominion (01/15/2022) |
| | .625 (10-16) | at Fla. Atlantic (01/27/2022) |
| REBOUNDS | 24 | New Mexico St. (11/17/2021) |
| | 30 | at UTSA (01/20/2022) |
| ASSISTS | 7 | at New Mexico St. (12/15/2021) |
| | 7 | vs Seattle U (N) (11/26/2021) |
| STEALS | 4 | Air Force (12/21/2021) |
| | 5 | Old Dominion (01/15/2022) |
| | 5 | Middle Tenn. (01/01/2022) |
| BLOCKED SHOTS | 0 | UAB (12/30/2021) |
| | 0 | vs Kansas (N) (11/27/2021) |
| | 0 | vs Seattle U (N) (11/26/2021) |
| TURNOVERS | 10 | UAB (12/30/2021) |
| | 11 | at Fla. Atlantic (01/27/2022) |
| FOULS | 11 | Middle Tenn. (01/01/2022) |
| | 12 | at Southern Miss. (01/17/2022) |



2021-22 STATISTICS

Opponent - Game Lows

| | | | |
|------------------------------|------|---------|--------------------------------|
| POINTS | 47 | | Incarnate Word (11/11/2021) |
| | 48 | | Old Dominion (01/15/2022) |
| | 52 | | at UTSA (01/20/2022) |
| | 54 | | at Fla. Atlantic (01/27/2022) |
| | 55 | | at Southern Miss. (01/17/2022) |
| | 55 | | Middle Tenn. (01/01/2022) |
| FIELD GOALS MADE | 17 | | at Fla. Atlantic (01/27/2022) |
| | 18 | | Incarnate Word (11/11/2021) |
| FIELD GOAL ATTEMPTS | 43 | | New Mexico St. (11/17/2021) |
| | 45 | | Incarnate Word (11/11/2021) |
| FIELD GOAL PERCENTAGE | .328 | (20-61) | Middle Tenn. (01/01/2022) |
| | .339 | (20-59) | UTSA (01/23/2022) |
| 3 PT FG MADE | 1 | | at Southern Miss. (01/17/2022) |
| | 2 | | Old Dominion (01/15/2022) |
| | 2 | | at New Mexico St. (12/15/2021) |
| 3 PT FG ATTEMPTS | 5 | | at Southern Miss. (01/17/2022) |
| | 6 | | New Mexico St. (11/17/2021) |
| 3 PT FG PERCENTAGE | .167 | (2-12) | at New Mexico St. (12/15/2021) |
| | .182 | (2-11) | Old Dominion (01/15/2022) |
| FREE THROWS MADE | 4 | | Middle Tenn. (01/01/2022) |
| | 4 | | at New Mexico (12/19/2021) |
| FREE THROW ATTEMPTS | 6 | | Middle Tenn. (01/01/2022) |
| | 8 | | at New Mexico (12/19/2021) |
| FREE THROW PERCENTAGE | .429 | (6-14) | Incarnate Word (11/11/2021) |
| | .440 | (11-25) | at Texas St. (12/13/2021) |
| REBOUNDS | 27 | | North Texas (02/03/2022) |
| | 27 | | vs Seattle U (N) (11/26/2021) |
| | 27 | | New Mexico St. (11/17/2021) |
| | 27 | | North Dakota (11/13/2021) |
| ASSISTS | 5 | | Old Dominion (01/15/2022) |
| | 6 | | at New Mexico St. (12/15/2021) |
| STEALS | 2 | | at Fla. Atlantic (01/27/2022) |
| | 3 | | UAB (12/30/2021) |
| BLOCKED SHOTS | 0 | | UTSA (01/23/2022) |
| | 1 | | at UTSA (01/20/2022) |
| | 1 | | vs Kansas (N) (11/27/2021) |
| TURNOVERS | 10 | | Charlotte (01/13/2022) |
| | 10 | | Middle Tenn. (01/01/2022) |
| FOULS | 12 | | North Dakota (11/13/2021) |
| | 14 | | at Southern Miss. (01/17/2022) |

2021-22 CATEGORY LEADERS

Points

| ## | Player | G | Pts | Pts/G |
|----|------------------|----|-----|-------|
| 3 | Gallegos, Katia | 20 | 240 | 12.0 |
| 5 | Thurman, Destiny | 18 | 236 | 13.1 |
| 2 | Battle, Teal | 19 | 195 | 10.3 |
| 21 | Arike, Elina | 16 | 147 | 9.2 |
| 15 | Crouse, Avery | 18 | 135 | 7.5 |
| 22 | Wilson, Erin | 20 | 93 | 4.7 |
| 55 | Fontana, Brenda | 19 | 91 | 4.8 |
| 23 | Cabral, Eliana | 16 | 76 | 4.8 |
| 0 | Petree, Mahri | 18 | 65 | 3.6 |
| 24 | Tac, Adhel | 18 | 26 | 1.4 |
| 12 | Alvarez, Grace | 17 | 24 | 1.4 |
| 20 | Apsite, Dagne | 15 | 13 | 0.9 |
| 10 | Vasileuka, Masha | 2 | 7 | 3.5 |

Scoring Average

| ## | Player | G | Pts | Pts/G |
|----|------------------|----|-----|-------|
| 5 | Thurman, Destiny | 18 | 236 | 13.1 |
| 3 | Gallegos, Katia | 20 | 240 | 12.0 |
| 2 | Battle, Teal | 19 | 195 | 10.3 |
| 21 | Arike, Elina | 16 | 147 | 9.2 |
| 15 | Crouse, Avery | 18 | 135 | 7.5 |
| 55 | Fontana, Brenda | 19 | 91 | 4.8 |
| 23 | Cabral, Eliana | 16 | 76 | 4.8 |
| 22 | Wilson, Erin | 20 | 93 | 4.7 |
| 0 | Petree, Mahri | 18 | 65 | 3.6 |
| 10 | Vasileuka, Masha | 2 | 7 | 3.5 |
| 24 | Tac, Adhel | 18 | 26 | 1.4 |
| 12 | Alvarez, Grace | 17 | 24 | 1.4 |
| 20 | Apsite, Dagne | 15 | 13 | 0.9 |

Field Goal Percentage

| ## | Player | FG | Att | Pct |
|----|------------------|----|-----|------|
| 24 | Tac, Adhel | 10 | 20 | .500 |
| 21 | Arike, Elina | 55 | 119 | .462 |
| 2 | Battle, Teal | 64 | 143 | .448 |
| 23 | Cabral, Eliana | 28 | 63 | .444 |
| 55 | Fontana, Brenda | 35 | 86 | .407 |
| 5 | Thurman, Destiny | 78 | 193 | .404 |
| 22 | Wilson, Erin | 31 | 78 | .397 |
| 0 | Petree, Mahri | 26 | 66 | .394 |
| 15 | Crouse, Avery | 44 | 120 | .367 |
| 3 | Gallegos, Katia | 72 | 199 | .362 |
| 20 | Apsite, Dagne | 6 | 17 | .353 |
| 12 | Alvarez, Grace | 8 | 25 | .320 |
| 10 | Vasileuka, Masha | 3 | 12 | .250 |

Field Goal Attempts

| ## | Player | G | Att | Att/G |
|----|------------------|----|-----|-------|
| 3 | Gallegos, Katia | 20 | 199 | 10.0 |
| 5 | Thurman, Destiny | 18 | 193 | 10.7 |
| 2 | Battle, Teal | 19 | 143 | 7.5 |
| 15 | Crouse, Avery | 18 | 120 | 6.7 |
| 21 | Arike, Elina | 16 | 119 | 7.4 |

Field Goals Made

| ## | Player | G | Made | Made/G |
|----|------------------|----|------|--------|
| 5 | Thurman, Destiny | 18 | 78 | 4.3 |
| 3 | Gallegos, Katia | 20 | 72 | 3.6 |
| 2 | Battle, Teal | 19 | 64 | 3.4 |
| 21 | Arike, Elina | 16 | 55 | 3.4 |
| 15 | Crouse, Avery | 18 | 44 | 2.4 |



2021-22 CATEGORY LEADERS

3-Point FG Percentage

| ## | Player | 3FG | Att | Pct |
|----|------------------|-----|-----|------|
| 2 | Battle, Teal | 4 | 11 | .364 |
| 5 | Thurman, Destiny | 33 | 91 | .363 |
| 3 | Gallegos, Katia | 25 | 73 | .342 |
| 12 | Alvarez, Grace | 7 | 21 | .333 |
| 23 | Cabral, Eliana | 6 | 20 | .300 |
| 21 | Arike, Elina | 6 | 21 | .286 |
| 15 | Crouse, Avery | 14 | 51 | .275 |
| 55 | Fontana, Brenda | 5 | 19 | .263 |
| 0 | Petree, Mahri | 7 | 29 | .241 |
| 22 | Wilson, Erin | 3 | 14 | .214 |
| 20 | Apsite, Dagne | 1 | 5 | .200 |
| 10 | Vasileuka, Masha | 1 | 6 | .167 |

Free Throw Percentage

| ## | Player | Made | Att | Pct |
|----|------------------|------|-----|------|
| 21 | Arike, Elina | 31 | 38 | .816 |
| 5 | Thurman, Destiny | 47 | 60 | .783 |
| 3 | Gallegos, Katia | 71 | 92 | .772 |
| 2 | Battle, Teal | 63 | 90 | .700 |
| 23 | Cabral, Eliana | 14 | 20 | .700 |
| 55 | Fontana, Brenda | 16 | 23 | .696 |
| 15 | Crouse, Avery | 33 | 49 | .673 |
| 24 | Tac, Adhel | 6 | 9 | .667 |
| 22 | Wilson, Erin | 28 | 45 | .622 |
| 0 | Petree, Mahri | 6 | 10 | .600 |
| 12 | Alvarez, Grace | 1 | 2 | .500 |

Rebounds

| ## | Player | G | Reb | Reb/G |
|----|-----------------|----|-----|-------|
| 21 | Arike, Elina | 16 | 123 | 7.7 |
| 2 | Battle, Teal | 19 | 107 | 5.6 |
| 3 | Gallegos, Katia | 20 | 72 | 3.6 |
| 55 | Fontana, Brenda | 19 | 71 | 3.7 |
| 15 | Crouse, Avery | 18 | 57 | 3.2 |

Rebounds Average

| ## | Player | G | Reb | Reb/G |
|----|-----------------|----|-----|-------|
| 21 | Arike, Elina | 16 | 123 | 7.7 |
| 2 | Battle, Teal | 19 | 107 | 5.6 |
| 55 | Fontana, Brenda | 19 | 71 | 3.7 |
| 3 | Gallegos, Katia | 20 | 72 | 3.6 |
| 15 | Crouse, Avery | 18 | 57 | 3.2 |

3-Point FG Attempts

| ## | Player | G | Att | Att/G |
|----|------------------|----|-----|-------|
| 5 | Thurman, Destiny | 18 | 91 | 5.1 |
| 3 | Gallegos, Katia | 20 | 73 | 3.7 |
| 15 | Crouse, Avery | 18 | 51 | 2.8 |
| 0 | Petree, Mahri | 18 | 29 | 1.6 |
| 21 | Arike, Elina | 16 | 21 | 1.3 |

3-Point FG Made

| ## | Player | G | Made | Made/G |
|----|------------------|----|------|--------|
| 5 | Thurman, Destiny | 18 | 33 | 1.8 |
| 3 | Gallegos, Katia | 20 | 25 | 1.3 |
| 15 | Crouse, Avery | 18 | 14 | 0.8 |
| 0 | Petree, Mahri | 18 | 7 | 0.4 |
| 12 | Alvarez, Grace | 17 | 7 | 0.4 |

Free Throw Attempts

| ## | Player | G | Att | Att/G |
|----|------------------|----|-----|-------|
| 3 | Gallegos, Katia | 20 | 92 | 4.6 |
| 2 | Battle, Teal | 19 | 90 | 4.7 |
| 5 | Thurman, Destiny | 18 | 60 | 3.3 |
| 15 | Crouse, Avery | 18 | 49 | 2.7 |
| 22 | Wilson, Erin | 20 | 45 | 2.3 |

Free Throws Made

| ## | Player | G | Made | Made/G |
|----|------------------|----|------|--------|
| 3 | Gallegos, Katia | 20 | 71 | 3.6 |
| 2 | Battle, Teal | 19 | 63 | 3.3 |
| 5 | Thurman, Destiny | 18 | 47 | 2.6 |
| 15 | Crouse, Avery | 18 | 33 | 1.8 |
| 21 | Arike, Elina | 16 | 31 | 1.9 |

Assists

| ## | Player | G | Ast | Ast/G |
|----|------------------|----|-----|-------|
| 3 | Gallegos, Katia | 20 | 69 | 3.5 |
| 5 | Thurman, Destiny | 18 | 34 | 1.9 |
| 21 | Arike, Elina | 16 | 28 | 1.8 |
| 15 | Crouse, Avery | 18 | 25 | 1.4 |
| 2 | Battle, Teal | 19 | 21 | 1.1 |

Steals

| ## | Player | G | Stl | Stl/G |
|----|------------------|----|-----|-------|
| 3 | Gallegos, Katia | 20 | 36 | 1.8 |
| 15 | Crouse, Avery | 18 | 21 | 1.2 |
| 5 | Thurman, Destiny | 18 | 19 | 1.1 |
| 23 | Cabral, Eliana | 16 | 17 | 1.1 |
| 21 | Arike, Elina | 16 | 16 | 1.0 |

2021-22 POINTS-REBOUNDS-ASSISTS

| Opponent | Date | Score | | 0 | 2 | 3 | 5 | 10 | 12 | 15 | 20 | 21 | 22 | 23 |
|-------------------|------------|-------|------|------------|------------|------------|------------|------------|------------|------------|------------|------------|------------|------------|
| | | | | PETREE,MAH | BATTLE,TEA | GALLEGOS,K | THURMAN,DE | VASILEUKA, | ALVAREZ,GR | CROUSE,AVE | APSITE,DAG | ARIKE,ELIN | WILSON,ERI | CABRAL,ELI |
| Incarnate Word | 11/11/2021 | 81-47 | W | 5-4-0 | 16-9-0 | 12-4-5 | 16-2-4 | DNP | 0-0-2 | 5-7-2 | 4-0-0 | 4-5-0 | 7-0-0 | 10-1-2 |
| North Dakota | 11/13/2021 | 89-69 | W | 11-1-2 | 1-4-0 | 16-2-8 | 23-7-3 | DNP | 3-0-0 | 7-2-3 | 4-2-0 | 19-15-4 | 2-0-0 | 3-1-2 |
| New Mexico St. | 11/17/2021 | 76-61 | W | 6-3-0 | 9-2-0 | 14-2-4 | 7-1-3 | DNP | 0-0-0 | 15-3-1 | 0-1-0 | 2-2-1 | 5-2-0 | 2-3-1 |
| Northern Ariz. | 11/20/2021 | 72-62 | W | 0-1-0 | 10-3-3 | 19-7-5 | 12-2-1 | DNP | DNP | 13-3-0 | DNP | 7-13-1 | 4-0-0 | 7-6-3 |
| vs Seattle U | 11/26/2021 | 62-57 | W | DNP | 12-4-0 | 6-3-3 | 16-2-1 | 2-0-0 | 3-2-0 | DNP | 0-0-0 | DNP | 5-9-0 | 12-7-1 |
| vs Kansas | 11/27/2021 | 55-81 | L | DNP | 10-8-2 | 1-2-0 | 18-4-2 | 5-0-0 | 3-0-0 | DNP | 3-3-2 | DNP | 3-6-1 | 10-3-2 |
| at Texas St. | 12/13/2021 | 69-57 | W | 0-2-0 | 12-5-3 | 11-3-3 | 20-5-0 | DNP | 0-0-1 | 9-3-2 | 0-1-0 | 2-3-1 | 0-1-0 | 7-1-0 |
| at New Mexico St. | 12/15/2021 | 82-78 | Wot | 7-5-0 | 9-5-0 | 26-2-4 | DNP | DNP | 0-1-0 | 5-4-1 | DNP | 16-6-2 | 2-1-0 | 9-5-0 |
| at New Mexico | 12/19/2021 | 66-78 | L | 6-1-2 | 10-3-3 | 25-7-4 | DNP | DNP | 0-1-0 | 3-3-0 | 0-1-0 | 11-9-4 | 4-2-0 | DNP |
| Air Force | 12/21/2021 | 93-85 | Wot2 | 0-1-0 | 20-4-1 | 16-4-2 | 3-1-3 | DNP | 6-1-0 | 13-4-1 | 0-0-0 | 16-14-6 | 11-5-1 | DNP |
| UAB | 12/30/2021 | 74-76 | Lot | 0-2-0 | 12-4-1 | 14-2-3 | 17-2-2 | DNP | 3-0-0 | 2-2-1 | 0-0-0 | 12-9-0 | 8-7-0 | DNP |
| Middle Tenn. | 01/01/2022 | 56-55 | W | 0-0-0 | 13-7-0 | 8-7-4 | 7-2-1 | DNP | 0-0-0 | 9-5-2 | 0-0-0 | 13-8-0 | 2-4-0 | DNP |
| Charlotte | 01/13/2022 | 59-71 | L | 7-3-0 | 14-13-2 | 6-3-2 | 12-2-4 | DNP | DNP | 2-4-0 | 0-1-0 | DNP | 4-2-0 | 2-0-0 |
| Old Dominion | 01/15/2022 | 53-48 | W | 7-2-0 | 15-8-3 | 7-5-4 | 5-1-1 | DNP | 0-0-0 | 5-4-1 | 0-0-0 | DNP | 0-1-1 | 0-0-0 |
| at Southern Miss. | 01/17/2022 | 49-55 | L | 0-1-0 | 6-4-1 | 11-3-1 | 7-3-5 | DNP | 0-0-0 | 6-6-2 | DNP | 11-5-3 | 4-2-1 | 0-0-0 |
| at UTSA | 01/20/2022 | 69-52 | W | 10-8-1 | 3-3-0 | 6-2-1 | 12-0-0 | DNP | 3-0-0 | 10-1-3 | 2-0-0 | 8-5-3 | 1-1-0 | 8-3-0 |
| UTSA | 01/23/2022 | 71-59 | W | 2-0-0 | 15-11-1 | 4-2-8 | 19-5-2 | DNP | 0-0-0 | 9-2-3 | 0-0-0 | 13-3-1 | 3-0-0 | 0-0-0 |
| at Fla. Atlantic | 01/27/2022 | 52-54 | L | 2-1-2 | 5-3-0 | 13-6-2 | 10-6-1 | DNP | DNP | 8-1-1 | DNP | 5-8-0 | 7-3-1 | 0-2-1 |
| at FIU | 01/29/2022 | 45-72 | L | 0-0-0 | 3-7-1 | 23-4-2 | 2-0-0 | DNP | 2-4-0 | 0-1-0 | DNP | 4-10-1 | 6-6-1 | 3-3-0 |
| North Texas | 02/03/2022 | 75-62 | W | 2-0-0 | DNP | 2-2-4 | 30-5-1 | DNP | 1-1-0 | 14-2-2 | 0-0-0 | 4-8-1 | 15-2-0 | 3-3-1 |

| Opponent | Date | Score | | 24 | 55 |
|-------------------|------------|-------|------|-----------|------------|
| | | | | TAC,ADHEL | FONTANA,BR |
| Incarnate Word | 11/11/2021 | 81-47 | W | 0-1-0 | 2-2-2 |
| North Dakota | 11/13/2021 | 89-69 | W | 0-1-0 | DNP |
| New Mexico St. | 11/17/2021 | 76-61 | W | 8-2-0 | 8-3-0 |
| Northern Ariz. | 11/20/2021 | 72-62 | W | 0-0-0 | 0-4-2 |
| vs Seattle U | 11/26/2021 | 62-57 | W | DNP | 6-10-2 |
| vs Kansas | 11/27/2021 | 55-81 | L | DNP | 2-0-0 |
| at Texas St. | 12/13/2021 | 69-57 | W | 2-0-0 | 6-6-4 |
| at New Mexico St. | 12/15/2021 | 82-78 | Wot | 2-2-0 | 6-3-0 |
| at New Mexico | 12/19/2021 | 66-78 | L | 0-2-0 | 7-5-2 |
| Air Force | 12/21/2021 | 93-85 | Wot2 | 2-2-1 | 6-1-0 |
| UAB | 12/30/2021 | 74-76 | Lot | 0-0-0 | 6-2-1 |
| Middle Tenn. | 01/01/2022 | 56-55 | W | 2-2-1 | 2-2-1 |
| Charlotte | 01/13/2022 | 59-71 | L | 5-3-0 | 7-4-0 |
| Old Dominion | 01/15/2022 | 53-48 | W | 2-4-0 | 12-7-0 |
| at Southern Miss. | 01/17/2022 | 49-55 | L | 0-1-1 | 4-3-0 |
| at UTSA | 01/20/2022 | 69-52 | W | 2-1-2 | 4-4-2 |
| UTSA | 01/23/2022 | 71-59 | W | 1-2-0 | 5-6-0 |
| at Fla. Atlantic | 01/27/2022 | 52-54 | L | 0-2-0 | 2-2-0 |
| at FIU | 01/29/2022 | 45-72 | L | 0-1-2 | 2-1-1 |
| North Texas | 02/03/2022 | 75-62 | W | 0-0-1 | 4-6-0 |



2021-22 BOX SCORES



Official Basketball Box Score - Final
UW at UTEP
 11/11/21 Don Haskins Center, El Paso
 2021-22 Women's Basketball

Game Time: 7:00 PM
 Game Duration: 1:44
 Attendance: 796

Officials: Teresa Turner, Naei Astaca, Shandra Tivne

UW - 47

Record: 0-1

| NO. | Name | Min | FG | | | 3P | | | FT | | | Rebounds | | Fouls | | TP | AS | TO | ST | Blocks | +/- |
|--------|-----------------|-----|-------|------|------|-----|-----|-----|-----|----|----|----------|----|-------|----|----|-----|----|----|--------|-----|
| | | | M/A | M/A | M/A | M/A | M/A | M/A | M/A | OR | DR | OR | DR | PF | FD | | | | | | |
| 13 | Chloe Storer | F | 16:52 | 3-5 | 0-0 | 0-0 | 0 | 2 | 2 | 0 | 6 | 1 | 1 | 0 | 0 | 0 | 0 | 0 | 0 | 0 | -13 |
| 15 | Starr Omoze | F | 17:33 | 0-1 | 0-0 | 0-0 | 0 | 1 | 1 | 4 | 0 | 2 | 3 | 0 | 0 | 0 | 0 | 0 | 0 | 0 | -11 |
| 3 | Jauacklyn Moore | G | 21:30 | 4-13 | 2-7 | 0-2 | 0 | 6 | 6 | 1 | 10 | 2 | 0 | 0 | 0 | 0 | 0 | 0 | 0 | 0 | -7 |
| 4 | Destiny Jenkins | G | 16:40 | 3-6 | 3-6 | 0-0 | 0 | 3 | 3 | 1 | 1 | 9 | 0 | 1 | 0 | 0 | 0 | 0 | 0 | 0 | -9 |
| 14 | Brenna Terrell | G | 24:46 | 3-4 | 0-1 | 0-2 | 0 | 2 | 0 | 3 | 7 | 6 | 1 | 7 | 1 | 0 | 0 | 0 | 0 | 0 | -31 |
| 10 | Destiny Perez | F | 11:28 | 1-2 | 0-0 | 0-0 | 0 | 2 | 1 | 3 | 0 | 2 | 0 | 1 | 1 | 1 | 1 | 1 | 1 | 1 | -9 |
| 2 | Arielle Adams | F | 16:11 | 1-3 | 0-2 | 0-0 | 0 | 3 | 3 | 2 | 1 | 2 | 0 | 5 | 1 | 0 | 0 | 0 | 0 | 0 | -21 |
| 35 | Jamie Means | F | 13:36 | 2-3 | 0-1 | 4-4 | 1 | 0 | 0 | 1 | 4 | 8 | 0 | 1 | 0 | 1 | 0 | 0 | 0 | 0 | -18 |
| 1 | Kamryn Gibson | F | 12:35 | 0-2 | 0-0 | 0-0 | 0 | 1 | 1 | 1 | 0 | 0 | 0 | 1 | 0 | 1 | 1 | 1 | 1 | 1 | -17 |
| 11 | Myra Bell | F | 09:32 | 0-1 | 0-0 | 2-2 | 0 | 2 | 2 | 1 | 1 | 5 | 0 | 0 | 1 | 0 | 0 | 0 | 0 | 0 | -8 |
| 12 | Ariel Williams | F | 21:57 | 0-2 | 0-1 | 0-0 | 0 | 0 | 0 | 0 | 0 | 0 | 0 | 1 | 0 | 0 | 0 | 0 | 0 | 0 | -17 |
| 32 | Tiana Gardner | F | 09:32 | 1-2 | 0-0 | 0-0 | 0 | 3 | 3 | 0 | 2 | 1 | 0 | 0 | 0 | 0 | 0 | 0 | 0 | 0 | -3 |
| 0 | Hanna Wheeler | F | 07:48 | 0-1 | 0-1 | 0-4 | 0 | 0 | 0 | 0 | 2 | 2 | 0 | 0 | 0 | 0 | 0 | 0 | 0 | 0 | -6 |
| Team | | | | 0 | 2 | 2 | | 0 | 2 | 2 | | 0 | 0 | | 0 | | 0 | | | | |
| Totals | | | 18:45 | 5-19 | 6-14 | 5 | 24 | 29 | 19 | 19 | 47 | 10 | 25 | 4 | 3 | 2 | -34 | | | | |

Technical Fouls: NONE

| Shooting By Period | | |
|---------------------|-------|-------|
| 1 st FG% | 3-11 | 27.3% |
| 3PT% | 1-6 | 16.7% |
| FT% | 0-2 | 0% |
| 2 nd FG% | 8-13 | 61.5% |
| 3PT% | 3-6 | 50.0% |
| FT% | 2-2 | 100% |
| 3 rd FG% | 2-12 | 16.7% |
| 3PT% | 1-5 | 20.0% |
| FT% | 4-4 | 100% |
| 4 th FG% | 5-9 | 55.6% |
| FT% | 0-0 | 0% |
| GM FG% | 18-45 | 40.0% |
| 3PT% | 5-19 | 26.3% |
| FT% | 6-14 | 42.9% |

Dead Ball Rebounds: 4.0

UTEP - 81

Record: 1-0

| NO. | Name | Min | FG | | | 3P | | | FT | | | Rebounds | | Fouls | | TP | AS | TO | ST | Blocks | +/- |
|--------|-----------------|-----|-------|------|-------|-----|-----|-----|-----|----|----|----------|----|-------|----|----|----|----|----|--------|-----|
| | | | M/A | M/A | M/A | M/A | M/A | M/A | M/A | OR | DR | OR | DR | PF | FD | | | | | | |
| 2 | Teal Battle | F | 24:42 | 5-7 | 0-0 | 6-8 | 5 | 3 | 9 | 3 | 7 | 16 | 0 | 4 | 1 | 0 | 0 | 0 | 0 | 0 | 30 |
| 21 | Eliana Arke | F | 17:39 | 2-6 | 0-1 | 0-0 | 2 | 3 | 5 | 3 | 1 | 4 | 0 | 4 | 0 | 0 | 0 | 0 | 0 | 0 | 6 |
| 3 | Katia Gallegos | G | 21:30 | 5-13 | 0-4 | 2-2 | 1 | 3 | 4 | 1 | 2 | 12 | 5 | 1 | 3 | 1 | 2 | 2 | 2 | 2 | 22 |
| 5 | Destiny Thurman | G | 29:57 | 5-15 | 3-7 | 3-4 | 0 | 2 | 5 | 1 | 15 | 16 | 4 | 0 | 1 | 0 | 0 | 0 | 0 | 0 | 15 |
| 15 | Avery Crouse | G | 28:17 | 2-7 | 1-2 | 0-0 | 0 | 2 | 2 | 2 | 0 | 5 | 2 | 0 | 3 | 0 | 0 | 0 | 0 | 0 | 13 |
| 0 | Mahri Petree | F | 20:07 | 2-4 | 1-1 | 0-2 | 0 | 1 | 3 | 4 | 2 | 1 | 5 | 0 | 2 | 1 | 1 | 1 | 1 | 1 | 18 |
| 55 | Brenda Fontana | F | 07:25 | 1-1 | 0-0 | 0-0 | 0 | 2 | 2 | 4 | 0 | 2 | 2 | 2 | 1 | 0 | 0 | 0 | 0 | 0 | 21 |
| 22 | Erin Wilson | F | 14:17 | 2-3 | 1-2 | 2-3 | 0 | 0 | 0 | 0 | 1 | 2 | 7 | 0 | 1 | 0 | 0 | 0 | 0 | 0 | 12 |
| 23 | Eliana Cabral | F | 17:07 | 4-4 | 1-1 | 1-1 | 0 | 1 | 1 | 0 | 1 | 10 | 2 | 0 | 1 | 0 | 0 | 0 | 0 | 0 | 18 |
| 20 | Dagne Apsite | F | 05:48 | 2-3 | 0-0 | 0-0 | 0 | 0 | 0 | 0 | 1 | 0 | 4 | 0 | 0 | 0 | 0 | 0 | 0 | 0 | 8 |
| 12 | Grace Alvarez | F | 03:14 | 0-0 | 0-0 | 0-0 | 0 | 0 | 0 | 0 | 1 | 0 | 0 | 2 | 0 | 0 | 0 | 0 | 0 | 0 | 5 |
| 40 | Adhel Tac | F | 02:13 | 0-0 | 0-0 | 0-0 | 0 | 0 | 0 | 0 | 1 | 0 | 0 | 0 | 0 | 0 | 0 | 0 | 0 | 0 | 2 |
| Team | | | | 0 | 0 | 0 | | 0 | 3 | 3 | | 0 | 0 | | 0 | | 0 | | | | |
| Totals | | | 30:63 | 7-18 | 14-20 | 12 | 26 | 38 | 19 | 81 | 17 | 13 | 11 | 2 | 3 | 34 | | | | | |

Technical Fouls: NONE

| Shooting By Period | | |
|---------------------|-------|-------|
| 1 st FG% | 5-13 | 38.5% |
| 3PT% | 2-6 | 33.3% |
| FT% | 6-8 | 75% |
| 2 nd FG% | 8-17 | 47.1% |
| 3PT% | 3-6 | 50.0% |
| FT% | 0-2 | 0% |
| 3 rd FG% | 10-16 | 62.5% |
| FT% | 0-0 | 0% |
| FT% | 6-7 | 85.7% |
| 4 th FG% | 7-12 | 58.3% |
| FT% | 2-3 | 66.7% |
| FT% | 2-3 | 66.7% |
| GM FG% | 30-63 | 47.6% |
| 3PT% | 7-18 | 38.9% |
| FT% | 14-20 | 70.0% |

Dead Ball Rebounds: 3.0

| | UW | UTEP |
|------------------|--------------------------|---------------------------|
| Biggest lead | 1 (1 st 6:12) | 34 (4 th 1:31) |
| Best Scoring Run | 8 (2 nd 8:59) | 15 (1 st 0:43) |
| Lead Changes | 2 | 1 |
| Times Tied | 2 | 0 |
| Time with Lead | 00:07 | 39:14 |

| Points from | UW | | UTEP | |
|---------------|-----------|----|------|----|
| | Turnovers | 2 | 28 | 38 |
| Paint | 20 | 38 | 6 | 18 |
| Second Chance | 4 | 13 | 16 | 28 |
| Fast Breaks | 4 | 13 | 18 | 26 |
| Bench | 16 | 28 | 18 | 81 |

| Period by Period Scoring | UW | | | | UTEP | | | | | |
|--------------------------|-----|-----|-----|-----|------|-----|-----|-----|-----|-----|
| | 1st | 2nd | 3rd | 4th | TOT | 1st | 2nd | 3rd | 4th | TOT |
| | 7 | 21 | 9 | 10 | 47 | 18 | 19 | 26 | 18 | 81 |



Official Basketball Box Score - Final
UND at UTEP
 11/11/21 Don Haskins Center, El Paso
 2021-22 Women's Basketball

Game Time: 1:00 PM
 Game Duration: 1:45
 Attendance: 791

Officials:

UND - 69

Record: 0-2

| NO. | Name | Min | FG | | | 3P | | | FT | | | Rebounds | | Fouls | | TP | AS | TO | ST | Blocks | +/- |
|--------|-----------------|-----|-------|------|------|-----|-----|-----|-----|----|----|----------|----|-------|----|----|-----|----|----|--------|-----|
| | | | M/A | M/A | M/A | M/A | M/A | M/A | M/A | OR | DR | OR | DR | PF | FD | | | | | | |
| 5 | Melissa Leet | C | 20:19 | 3-6 | 0-1 | 1-1 | 1 | 1 | 3 | 4 | 3 | 1 | 7 | 0 | 1 | 0 | 1 | 0 | 1 | 0 | -14 |
| 0 | Deja Davis | G | 28:13 | 2-8 | 1-3 | 0-0 | 1 | 2 | 3 | 3 | 2 | 5 | 2 | 6 | 1 | 0 | 1 | 0 | 1 | 0 | -15 |
| 1 | Jolene Danner | G | 21:59 | 2-3 | 0-1 | 0-0 | 0 | 3 | 3 | 1 | 3 | 4 | 6 | 1 | 0 | 0 | 0 | 0 | 0 | 0 | -7 |
| 3 | Maggie Manson | G | 38:29 | 6-14 | 3-8 | 0-0 | 1 | 1 | 2 | 3 | 0 | 15 | 3 | 3 | 0 | 0 | 0 | 0 | 0 | 0 | -23 |
| 10 | Claire Orth | G | 38:20 | 6-13 | 0-2 | 5-5 | 2 | 4 | 6 | 1 | 3 | 17 | 2 | 4 | 4 | 0 | 1 | 2 | 1 | 0 | -21 |
| 20 | Jodi Anderson | F | 23:22 | 3-4 | 0-0 | 3-5 | 1 | 2 | 3 | 0 | 4 | 9 | 1 | 3 | 2 | 1 | 0 | 0 | 0 | 0 | -13 |
| 21 | Sammyiah Hoskin | F | 17:53 | 5-6 | 0-0 | 0-0 | 0 | 3 | 4 | 1 | 0 | 10 | 2 | 2 | 0 | 0 | 0 | 0 | 0 | 0 | -10 |
| 24 | Allie McCarthy | F | 09:53 | 1-5 | 0-1 | 0-0 | 0 | 0 | 0 | 0 | 0 | 0 | 2 | 0 | 0 | 0 | 0 | 0 | 0 | 0 | -1 |
| 12 | Carlee Sleben | F | 00:46 | 0-0 | 0-0 | 0-0 | 0 | 0 | 0 | 0 | 0 | 0 | 0 | 0 | 0 | 0 | 0 | 0 | 0 | 0 | 3 |
| 23 | Erika Lane | F | 00:46 | 0-0 | 0-0 | 0-0 | 0 | 0 | 0 | 0 | 0 | 0 | 0 | 0 | 0 | 0 | 0 | 0 | 0 | 0 | 3 |
| Team | | | | 1 | 2 | 0 | | 0 | 1 | 2 | | 0 | | 0 | | 1 | | | | | |
| Totals | | | 28:59 | 4-16 | 9-11 | 10 | 17 | 27 | 12 | 13 | 69 | 17 | 21 | 7 | 2 | 4 | -20 | | | | |

Technical Fouls: NONE

| Shooting By Period | | |
|---------------------|-------|-------|
| 1 st FG% | 5-11 | 45.5% |
| 3PT% | 0-1 | 0.0% |
| FT% | 0-2 | 0% |
| 2 nd FG% | 7-13 | 53.8% |
| 3PT% | 3-4 | 75.0% |
| FT% | 3-3 | 100% |
| 3 rd FG% | 6-17 | 35.3% |
| 3PT% | 1-8 | 12.5% |
| FT% | 2-2 | 100% |
| 4 th FG% | 10-18 | 55.6% |
| 3PT% | 0-3 | 0.0% |
| FT% | 4-4 | 100% |
| GM FG% | 28-59 | 47.5% |
| 3PT% | 4-16 | 25.0% |
| FT% | 9-11 | 81.8% |

Dead Ball Rebounds: 2.0

UTEP - 89

Record: 2-0

| NO. | Name | Min | FG | | | 3P | | | FT | | | Rebounds | | Fouls | | TP | AS | TO | ST | Blocks | +/- |
|-----|-------------|-----|-------|------|-----|-----|-----|-----|-----|----|----|----------|----|-------|----|----|----|----|----|--------|-----|
| | | | M/A | M/A | M/A | M/A | M/A | M/A | M/A | OR | DR | OR | DR | PF | FD | | | | | | |
| 2 | Teal Battle | F | 11:50 | 0-4 | 0-0 | 1-2 | 3 | 1 | 4 | 2 | 4 | 1 | 0 | 1 | 0 | 0 | 0 | 0 | 0 | 0 | 7 |
| 21 | Eliana Arke | F | 24:50 | 7-10 | 1-2 | 4-4 | 7 | 8 | 15 | 2 | 2 | 19 | 4 | 3 | 3 | 1 | 0 | | | | |

2021-22 BOX SCORES



Official Basketball Box Score - Final
UTEP at Seattle U
 11/26/21 South Point Arena, Las Vegas
 South Point Shootout 2021

Game Time: 5:00 PM
 Game Duration: 1:45

Officials: Arnie Ertand, Jess Martinez, Trevor Inroye

UTEP - 62

Record: 3-0

| NO. | Name | Min | FG | | 3P | | FT | | Rebounds | | Fouls | | TP | AS | TO | ST | Blocks | | +/- | |
|--------|-----------------|---------|-------|------|-------|----|----|----|----------|----|-------|----|----|----|----|----|--------|----|-----|---|
| | | | M | A | M | A | O | R | O | R | O | D | | | | | T | P | | F |
| 2 | Teal Battle | 27:48 | 4-6 | 0-0 | 4-5 | 3 | 1 | 4 | 3 | 4 | 12 | 0 | 2 | 0 | 0 | 0 | 1 | 15 | | |
| 55 | Brenda Fontana | F 20:45 | 2-5 | 0-0 | 2-4 | 3 | 7 | 10 | 1 | 5 | 6 | 2 | 2 | 1 | 0 | 1 | 0 | 24 | | |
| 3 | Katia Gallegos | G 35:36 | 2-13 | 0-2 | 2-2 | 2 | 1 | 3 | 2 | 2 | 6 | 3 | 4 | 2 | 0 | 0 | 0 | 9 | | |
| 5 | Destiny Thurman | G 24:52 | 6-11 | 1-5 | 3-4 | 0 | 2 | 2 | 3 | 2 | 16 | 11 | 2 | 2 | 0 | 0 | 0 | 5 | | |
| 22 | Eliana Cabral | G 30:38 | 5-8 | 1-1 | 1-3 | 4 | 3 | 7 | 1 | 4 | 12 | 1 | 2 | 3 | 0 | 0 | 0 | 0 | | |
| 22 | Erin Wilson | 21:20 | 2-6 | 0-1 | 1-2 | 5 | 4 | 9 | 2 | 3 | 5 | 0 | 0 | 0 | 0 | 0 | 0 | -7 | | |
| 10 | Masha Vasileuka | 12:24 | 1-5 | 0-2 | 0-0 | 0 | 0 | 2 | 1 | 2 | 0 | 0 | 0 | 0 | 0 | 0 | 0 | 0 | | |
| 12 | Grace Alvarez | 21:44 | 1-9 | 1-9 | 0-0 | 1 | 1 | 2 | 1 | 0 | 3 | 0 | 0 | 0 | 0 | 0 | 0 | -1 | | |
| 20 | Dagne Apsite | 04:53 | 0-1 | 0-0 | 0-0 | 0 | 0 | 0 | 0 | 0 | 0 | 0 | 0 | 0 | 0 | 0 | 0 | -7 | | |
| Team | | | | | | 1 | 2 | | | | 2 | | | | | | | | | |
| Totals | | | 23-64 | 3-20 | 13-20 | 19 | 20 | 39 | 16 | 21 | 62 | 7 | 17 | 8 | 0 | 3 | 5 | | | |

Shooting By Period

1st FG% 5-14 35.7%
 3PT% 0-4 0.0%
 FT% 3-4 75%
 2nd FG% 6-18 33.3%
 3PT% 0-5 0.0%
 FT% 1-4 25%
 3rd FG% 6-15 40.0%
 3PT% 1-5 20.0%
 FT% 5-7 71.4%
 4th FG% 6-17 35.3%
 3PT% 2-6 33.3%
 FT% 4-5 80%
 GM FG% 23-64 35.9%
 3PT% 3-20 15.0%
 FT% 13-20 65.0%

Dead Ball Rebounds: 7, 2
 Technical Fouls: NONE



Official Basketball Box Score - Final
Kansas at UTEP
 11/27/21 South Point Arena, Las Vegas
 South Point Shootout 2021

Game Time: 5:00 PM
 Game Duration: 1:40

Officials: Brian Entenza, Chuck Stein, Trevor Inroye

Kansas - 81

Record: 2-0

| NO. | Name | Min | FG | | 3P | | FT | | Rebounds | | Fouls | | TP | AS | TO | ST | Blocks | | +/- | |
|--------|--------------------|---------|-------|------|-------|---|----|----|----------|----|-------|----|----|----|----|----|--------|----|-----|---|
| | | | M | A | M | A | O | R | O | R | O | D | | | | | T | P | | F |
| 10 | Joanna Chaziteonti | F 19:22 | 0-3 | 0-0 | 0-0 | 1 | 2 | 3 | 2 | 1 | 0 | 1 | 0 | 0 | 0 | 0 | 0 | 0 | 26 | |
| 1 | Taiyanna Jackson | G 30:25 | 3-3 | 0-0 | 2-2 | 1 | 5 | 6 | 2 | 6 | 8 | 1 | 1 | 2 | 1 | 0 | 0 | 33 | | |
| 5 | Aniya Thomas | G 23:24 | 2-5 | 2-3 | 1-2 | 0 | 3 | 3 | 2 | 7 | 2 | 0 | 1 | 0 | 0 | 0 | 23 | | | |
| 13 | Holly Kersinger | G 21:21 | 6-11 | 3-5 | 3-4 | 0 | 2 | 2 | 11 | 22 | 1 | 3 | 4 | 0 | 0 | 0 | 22 | | | |
| 15 | Zakiyah Franklin | G 26:47 | 3-7 | 0-3 | 8-9 | 0 | 1 | 2 | 6 | 14 | 4 | 2 | 3 | 0 | 0 | 0 | 32 | | | |
| 4 | Mia Vukasic | 14:05 | 5-6 | 4-5 | 0-0 | 0 | 0 | 0 | 2 | 14 | 1 | 0 | 0 | 0 | 0 | 0 | 12 | | | |
| 12 | Katrine Jessen | 10:48 | 3-4 | 0-0 | 0-3 | 0 | 0 | 0 | 2 | 6 | 1 | 0 | 0 | 0 | 0 | 0 | 2 | | | |
| 20 | Julie Brosseau | 13:13 | 0-4 | 0-3 | 4-4 | 0 | 1 | 1 | 3 | 4 | 1 | 2 | 0 | 0 | 0 | 0 | -6 | | | |
| 25 | Chandler Prater | 15:01 | 0-2 | 0-1 | 2-2 | 0 | 2 | 2 | 1 | 2 | 4 | 1 | 1 | 0 | 0 | 0 | -7 | | | |
| 33 | Nadia Ellayeb | 05:28 | 0-0 | 0-0 | 0-0 | 0 | 1 | 1 | 3 | 0 | 0 | 0 | 0 | 0 | 0 | 0 | -4 | | | |
| 3 | Matesha Nikolic | 09:50 | 0-0 | 0-0 | 1-0 | 1 | 0 | 1 | 2 | 0 | 0 | 0 | 0 | 0 | 0 | 0 | -2 | | | |
| 11 | Sanna Strom | 06:09 | 0-0 | 0-0 | 2-2 | 0 | 1 | 1 | 0 | 2 | 0 | 0 | 0 | 0 | 0 | 0 | -2 | | | |
| 14 | Dansi Papadopoulou | 04:07 | 1-1 | 0-0 | 0-0 | 0 | 2 | 2 | 2 | 0 | 2 | 0 | 0 | 0 | 0 | 0 | -3 | | | |
| Team | | | | | | 0 | 5 | 5 | | | | | | | | | | | | |
| Totals | | | 25-46 | 9-20 | 22-28 | 3 | 25 | 28 | 24 | 25 | 81 | 16 | 12 | 11 | 1 | 0 | 26 | | | |

Shooting By Period

1st FG% 8-15 53.3%
 3PT% 3-5 60.0%
 FT% 2-2 100%
 2nd FG% 7-10 70.0%
 3PT% 2-3 66.7%
 FT% 7-9 77.8%
 3rd FG% 4-12 33.3%
 3PT% 1-6 16.7%
 FT% 6-9 66.7%
 4th FG% 6-9 66.7%
 3PT% 3-6 50.0%
 FT% 7-8 87.5%
 GM FG% 25-46 54.3%
 3PT% 9-20 45.0%
 FT% 22-28 78.6%

Dead Ball Rebounds: 4, 0
 Technical Fouls: NONE

Seattle U - 57

Record: 1-1

| NO. | Name | Min | FG | | 3P | | FT | | Rebounds | | Fouls | | TP | AS | TO | ST | Blocks | | +/- | |
|--------|------------------|---------|-------|------|------|---|----|----|----------|----|-------|----|----|----|----|----|--------|----|-----|---|
| | | | M | A | M | A | O | R | O | R | O | D | | | | | T | P | | F |
| 13 | Hailey Vice-Neat | F 28:58 | 2-3 | 0-1 | 2-2 | 0 | 2 | 2 | 3 | 3 | 6 | 2 | 0 | 0 | 2 | 0 | 0 | -2 | | |
| 4 | McKenzi Williams | G 18:43 | 2-6 | 1-1 | 0-0 | 0 | 3 | 3 | 2 | 5 | 0 | 4 | 0 | 0 | 0 | 0 | -11 | | | |
| 5 | Courtney Murphy | G 23:30 | 0-2 | 0-2 | 0-0 | 0 | 4 | 4 | 0 | 0 | 0 | 0 | 1 | 2 | 0 | 0 | -14 | | | |
| 20 | Peyton Howard | G 28:44 | 0-3 | 0-0 | 4-4 | 1 | 2 | 3 | 1 | 4 | 4 | 2 | 4 | 2 | 0 | 0 | -21 | | | |
| 22 | Bree Calhoun | G 30:31 | 7-12 | 1-3 | 1-2 | 1 | 3 | 4 | 2 | 4 | 16 | 5 | 7 | 4 | 0 | 0 | -2 | | | |
| 15 | Jasmy Alexander | 17:15 | 0-2 | 0-0 | 0 | 1 | 1 | 4 | 1 | 2 | 1 | 4 | 1 | 0 | 0 | 0 | -2 | | | |
| 11 | Georgia Kahoe | 17:31 | 4-7 | 0-0 | 0-2 | 3 | 0 | 3 | 5 | 8 | 1 | 1 | 1 | 1 | 0 | 0 | 5 | | | |
| 24 | Talyah Clark | 18:47 | 4-6 | 2-4 | 0-0 | 4 | 4 | 2 | 1 | 10 | 0 | 0 | 0 | 0 | 0 | 0 | 11 | | | |
| 23 | Irena Korolenko | 15:57 | 2-6 | 1-3 | 1-2 | 1 | 1 | 2 | 1 | 0 | 0 | 0 | 0 | 0 | 0 | 0 | 11 | | | |
| 21 | Erin Tarasov | 00:04 | 0-0 | 0-0 | 0-0 | 0 | 0 | 0 | 0 | 0 | 0 | 0 | 0 | 0 | 0 | 0 | 0 | | | |
| Team | | | | | | 0 | 1 | 1 | | | | | | | | | | | | |
| Totals | | | 22-48 | 5-16 | 8-12 | 6 | 21 | 27 | 21 | 16 | 57 | 11 | 22 | 11 | 3 | 0 | -5 | | | |

Shooting By Period

1st FG% 4-6 66.7%
 3PT% 1-1 100.0%
 FT% 4-4 100.0%
 2nd FG% 5-14 35.7%
 3PT% 1-6 16.7%
 FT% 4-6 66.7%
 3rd FG% 6-16 37.5%
 3PT% 2-4 50.0%
 FT% 0-0 0%
 4th FG% 5-12 41.7%
 3PT% 1-5 20.0%
 FT% 0-2 0%
 GM FG% 22-48 45.8%
 3PT% 5-16 31.3%
 FT% 8-12 66.7%

Dead Ball Rebounds: 2, 1
 Technical Fouls: NONE

| | UTEP | SEA |
|------------------|---------------|--------------|
| Biggest lead | 7 (1st 4:41) | 5 (2nd 6:44) |
| Best Scoring Run | 11 (4th 7:02) | 7 (1st 1:40) |
| Lead Changes | 9 | 2 |
| Times Tied | 7 | 0 |
| Time with Lead | 16:28 | 17:28 |

| Points from Turnovers | UTEP | | SEA | |
|-----------------------|------|-----|-----|-----|
| | 1st | 2nd | 3rd | 4th |
| Paint | 28 | 32 | | |
| Second Chance | 18 | 5 | | |
| Fast Breaks | 6 | 9 | | |
| Bench | 10 | 26 | | |

UTEP - 55

Record: 2-1

| NO. | Name | Min | FG | | 3P | | FT | | Rebounds | | Fouls | | TP | AS | TO | ST | Blocks | | +/- |
|--------|-----------------|---------|-------|------|-------|----|----|----|----------|----|-------|---|----|----|----|-----|--------|---|-----|
| | | | M | A | M | A | O | R | O | R | O | D | | | | | T | P | |
| 2 | Teal Battle | F 31:28 | 2-6 | 1-1 | 5-6 | 4 | 4 | 8 | 4 | 6 | 10 | 2 | 3 | 0 | 0 | 1 | -25 | | |
| 55 | Brenda Fontana | F 10:54 | 1-2 | 0-0 | 0-0 | 0 | 0 | 0 | 4 | 0 | 2 | 0 | 3 | 1 | 0 | 0 | -10 | | |
| 3 | Katia Gallegos | G 22:08 | 0-5 | 0-3 | 1-2 | 0 | 2 | 3 | 1 | 26 | 4 | 3 | 0 | 0 | 0 | 0 | -19 | | |
| 5 | Destiny Thurman | G 31:17 | 6-13 | 5-6 | 1-2 | 1 | 3 | 4 | 3 | 28 | 2 | 3 | 1 | 0 | 0 | -18 | | | |
| 23 | Eliana Cabral | G 31:09 | 2-8 | 0-3 | 6-8 | 1 | 2 | 3 | 4 | 5 | 10 | 2 | 2 | 1 | 0 | 0 | -17 | | |
| 20 | Dagne Apsite | 15:13 | 2-2 | 1-2 | 0-0 | 0 | 3 | 3 | 0 | 8 | 2 | 0 | 0 | 0 | 0 | -6 | | | |
| 24 | Masha Vasileuka | 17:02 | 2-7 | 1-4 | 0-0 | 0 | 0 | 0 | 2 | 3 | 0 | 0 | 0 | 0 | 0 | -6 | | | |
| 22 | Erin Wilson | 28:37 | 0-3 | 0-0 | 3-6 | 4 | 2 | 6 | 2 | 4 | 3 | 1 | 1 | 2 | 0 | -17 | | | |
| 12 | Grace Alvarez | 12:12 | 1-5 | 1-5 | 0-0 | 0 | 0 | 0 | 3 | 1 | 3 | 0 | 0 | 0 | 0 | -12 | | | |
| Team | | | | | | 4 | 4 | 8 | | | | | | | | | | | |
| Totals | | | 15-51 | 9-24 | 16-24 | 14 | 20 | 34 | 25 | 24 | 55 | 9 | 19 | 7 | 0 | 1 | -26 | | |

Shooting By Period

1st FG% 5-14 35.7%
 3PT% 4-7 57.1%
 FT% 3-4 75%
 2nd FG% 5-19 26.3%
 3PT% 2-7 28.6%
 FT% 0-0 0%
 3rd FG% 3-11 27.3%
 FT% 15-20 75%
 4th FG% 4-8 50%
 FT% 4-7 57.1%
 GM FG% 15-51 29.4%
 3PT% 9-24 37.5%
 FT% 16-24 66.7%

Dead Ball Rebounds: 5, 0
 Technical Fouls: NONE

| | KAN | UTEP |
|------------------|---------------|---------------|
| Biggest lead | 29 (4th 4:26) | 1 (1st 2:47) |
| Best Scoring Run | 9 (3rd 5:37) | 11 (1st 2:47) |
| Lead Changes | 2 | 0 |
| Times Tied | 0 | 0 |
| Time with Lead | 39:14 | 00:18 |

| Points from Turnovers | KAN | | UTEP | |
|-----------------------|-----|-----|------|-----|
| | 1st | 2nd | 3rd | 4th |
| Paint | 25 | 16 | | |
| Second Chance | 2 | 17 | | |
| Fast Breaks | 16 | 3 | | |
| Bench | 30 | 14 | | |



Official Basketball Box Score - Final
UTEP at Texas St.
 12/13/21 Starline Arena, San Marcos, Texas
 2021-22 Women's Basketball

Game Time: 7:00 PM
 Game Duration

2021-22 BOX SCORES



Official Basketball Box Score - Final
UTEP at New Mexico
 12/19/21 The Pit, Albuquerque
 2021-22 Women's Basketball

Game Time: 6:00 PM
 Game Duration: 1:41
 Attendance: 4,458

Officials: Melissa Barlow, Chuck Gonzalez, Benny Luna

UTEP - 66

Record: 7-3

| NO. | Name | Min | FG | | | 3P | | | FT | | | Rebounds | | Fouls | | TP | AS | TO | ST | Blocks | | +/- | |
|--------|----------------|---------|-------|------|------|----|----|----|----|----|----|----------|----|-------|----|----|-----|-----|----|--------|----|-----|--|
| | | | M | A | % | M | A | % | M | A | % | OR | DR | PF | FF | | | | | BS | BA | | |
| 2 | Teal Battle | 22:52 | 4-7 | 0-0 | 2-5 | 2 | 1 | 3 | 4 | 4 | 10 | 3 | 2 | 1 | 0 | 1 | 1 | | | | | | |
| 21 | Elna Arke | F 30:25 | 5-10 | 0-1 | 1-2 | 5 | 4 | 9 | 2 | 1 | 11 | 4 | 3 | 3 | 0 | 0 | 1 | -18 | | | | | |
| 0 | Mahn Petree | G 34:06 | 2-10 | 2-8 | 0-0 | 0 | 1 | 1 | 0 | 6 | 2 | 1 | 2 | 0 | 0 | 0 | -8 | | | | | | |
| 3 | Katia Gallegos | G 37:17 | 9-21 | 5-9 | 4-4 | 1 | 6 | 7 | 1 | 5 | 25 | 4 | 6 | 4 | 0 | 0 | -5 | | | | | | |
| 15 | Avery Crouse | G 25:16 | 1-5 | 1-3 | 0-0 | 2 | 1 | 3 | 0 | 1 | 3 | 0 | 2 | 0 | 0 | 0 | -20 | | | | | | |
| 22 | Erin Wilson | 17:39 | 2-4 | 0-0 | 0-0 | 0 | 2 | 2 | 0 | 4 | 0 | 0 | 0 | 1 | 0 | 1 | -2 | | | | | | |
| 55 | Brenda Fontana | 19:23 | 3-9 | 1-3 | 0-0 | 2 | 3 | 5 | 2 | 2 | 7 | 2 | 0 | 1 | 0 | 4 | -9 | | | | | | |
| 12 | Grace Alvarez | 05:42 | 0-0 | 0-0 | 0-0 | 0 | 1 | 1 | 0 | 1 | 0 | 0 | 0 | 0 | 0 | 0 | -7 | | | | | | |
| 40 | Adhel Tac | 03:38 | 0-0 | 0-0 | 0-0 | 1 | 2 | 0 | 1 | 0 | 0 | 0 | 1 | 0 | 0 | 0 | -10 | | | | | | |
| 20 | Dagne Apsite | 03:42 | 0-0 | 0-0 | 0-0 | 1 | 0 | 1 | 0 | 0 | 0 | 0 | 0 | 0 | 0 | 0 | -5 | | | | | | |
| Team | | | | | | 2 | 0 | 2 | 0 | 1 | | | | | | | | | | | | | |
| Totals | | | 25:66 | 9:24 | 7:11 | 16 | 20 | 38 | 14 | 15 | 66 | 15 | 17 | 12 | 1 | 7 | -12 | | | | | | |

Technical Fouls: NONE

| Shooting By Period | | |
|---------------------------------|------------------|-----------------|
| 1 st | 2 nd | 3 rd |
| 1 st FG%: 6-14 42.9% | 3PT%: 2-4 50.0% | FT%: 0-0 0% |
| 2 nd FG%: 4-15 26.7% | 3PT%: 2-7 28.6% | FT%: 1-2 50% |
| 3 rd FG%: 8-18 44.4% | 3PT%: 3-7 42.9% | FT%: 1-2 50% |
| 4 th FG%: 7-19 36.8% | 3PT%: 2-6 33.3% | FT%: 5-7 71.4% |
| GM FG%: 25-66 37.9% | 3PT%: 9-24 37.5% | FT%: 7-11 63.6% |

Dead Ball Rebounds: 2, 0

New Mexico - 78

Record: 9-4

| NO. | Name | Min | FG | | | 3P | | | FT | | | Rebounds | | Fouls | | TP | AS | TO | ST | Blocks | | +/- | |
|--------|--------------------|---------|-------|-------|-----|----|----|----|----|----|----|----------|----|-------|----|----|----|----|----|--------|----|-----|--|
| | | | M | A | % | M | A | % | M | A | % | OR | DR | PF | FF | | | | | BS | BA | | |
| 13 | Shaique McGruder | F 34:14 | 9-14 | 0-0 | 0-0 | 7 | 7 | 14 | 3 | 2 | 18 | 2 | 4 | 3 | 5 | 0 | 7 | | | | | | |
| 32 | Antonia Anderson | F 28:11 | 3-8 | 1-2 | 1-4 | 1 | 4 | 5 | 3 | 4 | 8 | 0 | 0 | 3 | 1 | 0 | 8 | | | | | | |
| 4 | LaTaysia Duff | G 39:06 | 6-10 | 5-9 | 3-4 | 1 | 5 | 6 | 0 | 5 | 20 | 1 | 2 | 1 | 1 | 0 | 10 | | | | | | |
| 5 | LaTora Duff | G 36:23 | 7-13 | 3-8 | 0-0 | 2 | 2 | 4 | 4 | 1 | 17 | 6 | 9 | 1 | 0 | 0 | 11 | | | | | | |
| 23 | Jadeyn De La Cerda | G 25:20 | 5-10 | 1-3 | 0-0 | 0 | 3 | 3 | 0 | 11 | 6 | 2 | 0 | 0 | 0 | 8 | | | | | | | |
| 12 | Amyah Augman | 04:46 | 0-1 | 0-0 | 0-0 | 0 | 0 | 0 | 0 | 0 | 0 | 0 | 0 | 0 | 0 | 0 | -8 | | | | | | |
| 3 | Paula Reus | 17:19 | 2-3 | 0-0 | 0-0 | 1 | 2 | 4 | 6 | 2 | 4 | 6 | 2 | 0 | 1 | 9 | | | | | | | |
| 21 | Mackenzie Curtis | 14:25 | 0-1 | 0-1 | 0-0 | 0 | 3 | 3 | 1 | 0 | 0 | 0 | 0 | 0 | 0 | 0 | 9 | | | | | | |
| 10 | Kalh van Bennekom | 00:16 | 0-0 | 0-0 | 0-0 | 0 | 0 | 0 | 0 | 0 | 0 | 0 | 0 | 0 | 0 | 0 | 0 | | | | | | |
| Team | | | | | | 0 | 2 | 2 | 0 | 0 | | | | | | | | | | | | | |
| Totals | | | 32:60 | 10:23 | 4:8 | 11 | 27 | 38 | 16 | 14 | 78 | 15 | 19 | 12 | 7 | 1 | 12 | | | | | | |

Technical Fouls: McGruder 4, 9, 34

| Shooting By Period | | |
|----------------------------------|-------------------|-----------------|
| 1 st | 2 nd | 3 rd |
| 1 st FG%: 9-16 50.0% | 3PT%: 2-6 33.3% | FT%: 1-2 50% |
| 2 nd FG%: 8-15 53.3% | 3PT%: 3-7 42.9% | FT%: 0-0 0% |
| 3 rd FG%: 9-17 47.1% | 3PT%: 2-4 50.0% | FT%: 0-2 0% |
| 4 th FG%: 12-22 54.5% | 3PT%: 3-6 50.0% | FT%: 3-4 75% |
| GM FG%: 32-60 53.3% | 3PT%: 10-23 43.5% | FT%: 4-8 50.0% |

Dead Ball Rebounds: 1, 0

Biggest lead

UTEP 5 (1st 8:40) UNM 18 (2nd 3:42)

Best Scoring Run

10 (3rd 5:18) UNM 10 (2nd 6:53)

Lead Changes

1

Times Tied

0

Time with Lead

02:12 UTEP 37:06 UNM

Points from Turnovers

UTEP 15 UNM 15

Paint

UTEP 14 UNM 20

Second Chance

UTEP 16 UNM 18

Fast Breaks

UTEP 4 UNM 21

Bench

UTEP 11 UNM 4

Period by Period Scoring

1st 2nd 3rd 4th OT TOT

UTEP 14 11 20 21 66

UNM 19 19 18 22 78



Official Basketball Box Score - Final
Air Force at UTEP
 12/21/21 Don Haskins Center, El Paso
 2021-22 Women's Basketball

Game Time: 11:00 AM
 Game Duration: 2:45

Officials: Jess Martinez, Shandra Wine, Aasia

Air Force - 85

Record: 6-5

| NO. | Name | Min | FG | | | 3P | | | FT | | | Rebounds | | Fouls | | TP | AS | TO | ST | Blocks | | +/- | |
|--------|-----------------|---------|-------|-------|-------|----|----|----|----|----|----|----------|----|-------|----|-----|----|----|----|--------|----|-----|--|
| | | | M | A | % | M | A | % | M | A | % | OR | DR | PF | FF | | | | | BS | BA | | |
| 0 | Haley Jones | F 22:03 | 0-2 | 0-0 | 0-0 | 4 | 3 | 7 | 6 | 2 | 0 | 4 | 0 | 0 | 2 | 0 | 4 | | | | | | |
| 23 | Riley Snyder | F 23:17 | 6-14 | 1-7 | 9-9 | 0 | 2 | 2 | 5 | 7 | 22 | 1 | 4 | 0 | 1 | 0 | -8 | | | | | | |
| 2 | Audrey Gadsdon | G 31:34 | 3-7 | 3-7 | 0-0 | 0 | 1 | 1 | 3 | 1 | 9 | 0 | 1 | 1 | 0 | -13 | | | | | | | |
| 3 | Clerra Winters | G 31:48 | 4-9 | 2-3 | 0-0 | 0 | 4 | 4 | 5 | 10 | 6 | 4 | 0 | 0 | 1 | 7 | | | | | | | |
| 40 | Jo Hunterman | G 41:15 | 5-9 | 2-2 | 0-0 | 2 | 4 | 6 | 4 | 12 | 6 | 3 | 5 | 1 | 0 | -5 | | | | | | | |
| 30 | Dasha Macmillan | 31:32 | 5-13 | 1-4 | 0-0 | 1 | 2 | 2 | 2 | 2 | 11 | 1 | 0 | 0 | 1 | 0 | -3 | | | | | | |
| 10 | Kamri Heath | 32:44 | 4-9 | 0-0 | 5-8 | 5 | 1 | 6 | 4 | 5 | 13 | 2 | 1 | 4 | 0 | -9 | | | | | | | |
| 15 | Taylor Britt | 14:16 | 1-5 | 1-3 | 0-0 | 0 | 3 | 3 | 4 | 0 | 3 | 1 | 2 | 1 | 0 | -3 | | | | | | | |
| 4 | Madison Smith | 02:24 | 1-1 | 0-0 | 0-0 | 1 | 2 | 2 | 0 | 2 | 1 | 1 | 0 | 0 | 0 | 3 | | | | | | | |
| 31 | Lauren McDonald | 09:18 | 1-3 | 1-2 | 0-0 | 0 | 0 | 0 | 0 | 0 | 3 | 0 | 0 | 0 | 0 | -11 | | | | | | | |
| Team | | | | | | 0 | 2 | 2 | 0 | 1 | | | | | | | | | | | | | |
| Totals | | | 30:72 | 11:28 | 14:17 | 13 | 22 | 35 | 36 | 19 | 85 | 16 | 19 | 13 | 3 | 2 | -8 | | | | | | |

Technical Fouls: Coach 2, 2nd OT 0, 06

| Shooting By Period | | |
|---------------------------------|------------------|-----------------|
| 1 st | 2 nd | 3 rd |
| 1 st FG%: 5-12 41.7% | 3PT%: 4-8 50.0% | FT%: 0-2 0% |
| 2 nd FG%: 8-16 50.0% | 3PT%: 2-4 50.0% | FT%: 9-9 88.9% |
| 3 rd FG%: 7-14 50.0% | 3PT%: 3-6 50.0% | FT%: 2-2 100% |
| 4 th FG%: 5-10 50.0% | 3PT%: 0-2 0.0% | FT%: 4-4 100% |
| GM FG%: 25-66 37.9% | 3PT%: 9-24 37.5% | FT%: 7-11 63.6% |

Dead Ball Rebounds: 2, 0

UTEP - 93

Record: 8-2

| NO. | Name | Min | FG | | | 3P | | | FT | | | Rebounds | | Fouls | | TP | AS | TO | ST | Blocks | | +/- | |
|-----|-----------------|---------|-------|-----|-------|----|----|----|----|----|----|----------|----|-------|----|----|----|----|----|--------|----|-----|--|
| | | | M | A | % | M | A | % | M | A | % | OR | DR | PF | FF | | | | | BS | BA | | |
| 2 | Teal Battle | F 32:15 | 10-14 | 0-0 | 0-1 | 3 | 1 | 4 | 4 | 2 | 20 | 1 | 5 | 1 | 0 | 1 | 11 | | | | | | |
| 21 | Elna Arke | F 44:16 | 5-10 | 0-2 | 6-7 | 3 | 11 | 14 | 3 | 9 | 16 | 6 | 4 | 0 | 0 | 11 | | | | | | | |
| 3 | Katia Gallegos | G 42:27 | 3-10 | 0-0 | 10-16 | 0 | 4 | 4 | 0 | 12 | 2 | 3 | 1 | 0 | 1 | 14 | | | | | | | |
| 5 | Destiny Thurman | G 32:26 | 0-0 | 0-1 | 3-4 | 0 | 1 | 1 | 2 | 2 | 3 | 2 | 1 | 2 | 0 | 1 | -1 | | | | | | |
| 15 | Avery Crouse | G 31:37 | 3-8 | 0-1 | 7-10 | 1 | 3 | 4 | 4 | 7 | 13 | 1 | 1 | 1 | 0 | 1 | -2 | | | | | | |
| 55 | Brenda Fontana | 17:56 | 3-5 | 0-0 | 0-0 | 1 | 0 | 1 | 3 | 0 | 6 | 0 | 2 | 0 | 0 | -2 | | | | | | | |
| 20 | Dagne Apsite | 01:02 | 0-0 | 0-0 | 0-0 | 0 | 0 | 0 | 0 | 0 | 0 | 0 | 0 | 0 | 0 | -4 | | | | | | | |
| 22 | Erin Wilson | 35:13 | 3-5 | 0-0 | 5-8 | 2 | 3 | 5 | 1 | 5 | 11 | | | | | | | | | | | | |

2021-22 BOX SCORES



Official Basketball Box Score - Final
Charlotte at UTEP
 01/13/22 Don Haskins Center, El Paso
 2021-22 Women's Basketball

Game Time: 7:00 PM
 Game Duration: 1:49
 Attendance: 716

Officials: Charlie Husi, Timothy Reese, D'Lynn Schertz

Charlotte - 71

Record: 5-6 (1-0)

| NO. Name | Min | FG | | 3P | | FT | | Rebounds | | Fouls | | TP | AS | TO | ST | Blocks | | +/- |
|------------------------|-----|-------|------|-------|------|----|----|----------|----|-------|----|----|----|----|----|--------|----|-----|
| | | M.A. | M.A. | M.A. | M.A. | OR | DR | OR | DR | PF | FF | | | | | BS | BA | |
| 24 Molina Williams | F | 26:45 | 5-7 | 0-0 | 1-2 | 1 | 4 | 5 | 3 | 1 | 11 | 1 | 0 | 0 | 0 | 0 | 1 | 16 |
| 40 KeKe McKinney | F | 31:21 | 0-2 | 0-1 | 1-2 | 0 | 6 | 6 | 1 | 1 | 1 | 2 | 1 | 3 | 1 | 0 | 10 | |
| 12 Mikayla Boykin | G | 32:33 | 3-10 | 2-3 | 3-4 | 1 | 1 | 2 | 3 | 3 | 11 | 2 | 1 | 1 | 0 | 0 | 15 | |
| 13 Octavia Jett-Wilson | G | 25:41 | 9-20 | 2-6 | 4-6 | 1 | 5 | 6 | 1 | 7 | 24 | 1 | 3 | 3 | 1 | 0 | 17 | |
| 15 Jada McMillian | G | 36:11 | 6-10 | 1-1 | 3-5 | 2 | 2 | 4 | 1 | 4 | 16 | 5 | 3 | 1 | 0 | 1 | 12 | |
| 20 Jaece Busick | F | 19:10 | 1-2 | 0-1 | 1-2 | 2 | 4 | 6 | 4 | 1 | 3 | 1 | 1 | 0 | 0 | 0 | -2 | |
| 23 Kameron Roach | F | 15:35 | 2-7 | 1-5 | 0-0 | 1 | 3 | 4 | 0 | 2 | 5 | 0 | 1 | 0 | 0 | 1 | -7 | |
| 0 Aylesha Wade | F | 01:03 | 0-0 | 0-0 | 0-0 | 0 | 0 | 0 | 0 | 0 | 0 | 0 | 0 | 0 | 0 | 0 | -1 | |
| 1 Myra McCraw | F | 01:41 | 0-0 | 0-0 | 0-0 | 0 | 0 | 0 | 0 | 0 | 0 | 0 | 0 | 0 | 0 | 0 | 0 | |
| Team | | | | | | 1 | 3 | 4 | 0 | 0 | 0 | 0 | 0 | 0 | 0 | 0 | 0 | |
| Totals | | 26:58 | 6-17 | 13-21 | 9 | 27 | 36 | 19 | 16 | 19 | 71 | 12 | 10 | 8 | 2 | 3 | 12 | |

Technical Fouls: NONE

| Shooting By Period | |
|---------------------|-------------|
| 1 st FG% | 10-17 58.8% |
| 3PT% | 2-5 40.0% |
| FT% | 3-4 75% |
| 2 nd FG% | 4-14 28.6% |
| 3PT% | 1-3 33.3% |
| FT% | 1-2 50% |
| 3 rd FG% | 5-14 35.7% |
| 3PT% | 0-4 0.0% |
| FT% | 4-8 50% |
| 4 th FG% | 7-13 53.8% |
| 3PT% | 3-5 60.0% |
| FT% | 5-7 71.4% |
| GM FG% | 26-58 44.8% |
| 3PT% | 6-17 35.3% |
| FT% | 13-21 61.9% |

Dead Ball Rebounds: 4.0

UTEP - 59

Record: 9-4 (1-3)

| NO. Name | Min | FG | | 3P | | FT | | Rebounds | | Fouls | | TP | AS | TO | ST | Blocks | | +/- |
|-------------------|-----|-------|------|-------|------|----|----|----------|----|-------|----|----|----|----|----|--------|-----|-----|
| | | M.A. | M.A. | M.A. | M.A. | OR | DR | OR | DR | PF | FF | | | | | BS | BA | |
| 2 Teal Battle | F | 30:35 | 3-6 | 1-1 | 7-10 | 5 | 8 | 13 | 5 | 5 | 14 | 2 | 7 | 0 | 0 | 0 | 0 | -5 |
| 55 Brenda Fontana | F | 22:56 | 3-8 | 1-2 | 0-1 | 1 | 3 | 4 | 2 | 2 | 7 | 0 | 2 | 0 | 0 | 0 | 0 | -3 |
| 3 Kaitia Gallegos | G | 24:34 | 2-10 | 0-3 | 2-2 | 0 | 3 | 3 | 1 | 1 | 6 | 2 | 1 | 2 | 2 | 1 | -18 | |
| 5 Destiny Thurman | G | 31:11 | 5-10 | 1-6 | 1-2 | 1 | 2 | 3 | 2 | 12 | 4 | 0 | 1 | 1 | 0 | 0 | 1 | |
| 15 Avery Crouse | G | 27:41 | 0-4 | 0-2 | 2-4 | 0 | 4 | 4 | 3 | 2 | 0 | 4 | 1 | 0 | 0 | 0 | 0 | |
| 0 Mahri Petree | F | 16:14 | 3-6 | 1-3 | 0-0 | 2 | 1 | 3 | 2 | 0 | 7 | 0 | 1 | 1 | 1 | 0 | -7 | |
| 20 Dagne Apsite | F | 06:47 | 0-1 | 0-0 | 0-1 | 0 | 1 | 0 | 0 | 0 | 0 | 0 | 0 | 0 | 0 | 0 | -7 | |
| 22 Erin Wilson | F | 14:33 | 2-7 | 0-1 | 0-0 | 0 | 2 | 2 | 1 | 0 | 4 | 0 | 0 | 0 | 0 | 1 | -5 | |
| 24 Adhel Tac | F | 19:42 | 2-3 | 0-0 | 1-1 | 2 | 1 | 3 | 1 | 3 | 5 | 0 | 0 | 0 | 0 | 0 | -9 | |
| 23 Eliana Cabral | F | 05:47 | 1-1 | 0-0 | 0-0 | 0 | 0 | 0 | 0 | 0 | 2 | 0 | 0 | 1 | 0 | 0 | -4 | |
| Team | | | | | | 1 | 3 | 4 | 0 | 0 | 0 | 0 | 0 | 0 | 0 | 0 | 0 | |
| Totals | | 21:56 | 4-19 | 13-20 | 12 | 27 | 39 | 19 | 16 | 59 | 8 | 15 | 6 | 3 | 2 | 12 | | |

Technical Fouls: NONE

| Shooting By Period | |
|---------------------|-------------|
| 1 st FG% | 9-20 45.0% |
| 3PT% | 1-6 16.7% |
| FT% | 3-3 100% |
| 2 nd FG% | 4-13 30.8% |
| 3PT% | 1-5 20.0% |
| FT% | 9-9 100% |
| 3 rd FG% | 6-12 50.0% |
| 3PT% | 2-4 50.0% |
| FT% | 5-8 62.5% |
| 4 th FG% | 2-11 18.2% |
| 3PT% | 0-4 0.0% |
| FT% | 2-4 50% |
| GM FG% | 21-56 37.5% |
| 3PT% | 4-19 21.1% |
| FT% | 13-20 65.0% |

Dead Ball Rebounds: 3.0

| | CLT | UTEP |
|------------------|---------------------------|--------------------------|
| Biggest lead | 12 (4 th 0:15) | 4 (1 st 8:33) |
| Best Scoring Run | 8 (4 th 5:47) | 7 (3 rd 0:00) |
| Lead Changes | 9 | 9 |
| Times Tied | 8 | 6 |
| Time with Lead | 27:25 | 09:33 |

| Points from | CLT | | UTEP | |
|---------------|-----------|----|------|----|
| | Turnovers | 14 | 9 | 22 |
| Paint | 26 | 22 | | |
| Second Chance | 5 | 7 | | |
| Fast Breaks | 5 | 6 | | |
| Bench | 8 | 18 | | |

| Period by Period Scoring | CLT | | | | UTEP | | | | | |
|--------------------------|-----|-----|-----|-----|------|-----|-----|-----|-----|-----|
| | 1st | 2nd | 3rd | 4th | TOT | 1st | 2nd | 3rd | 4th | TOT |
| CLT | 25 | 10 | 14 | 22 | 71 | 22 | 12 | 19 | 6 | 59 |



Official Basketball Box Score - Final
ODU at UTEP
 01/15/22 Don Haskins Center, El Paso
 2021-22 Women's Basketball

Game Time: 1:00 PM
 Game Duration: 1:52
 Attendance: 762

Officials: Travis Jones, Charles Stein, Tiffany Bridges

ODU - 48

Record: 11-3 (1-1)

| NO. Name | Min | FG | | 3P | | FT | | Rebounds | | Fouls | | TP | AS | TO | ST | Blocks | | +/- |
|--------------------|-----|-------|------|------|------|----|----|----------|----|-------|----|----|----|----|----|--------|----|-----|
| | | M.A. | M.A. | M.A. | M.A. | OR | DR | OR | DR | PF | FF | | | | | BS | BA | |
| 23 Amari Young | F | 31:59 | 1-5 | 0-0 | 4-7 | 1 | 2 | 3 | 3 | 8 | 6 | 0 | 2 | 1 | 1 | 0 | -3 | |
| 1 Marsh Adams | G | 39:11 | 4-10 | 0-1 | 0-0 | 1 | 4 | 5 | 1 | 1 | 8 | 3 | 4 | 4 | 0 | 0 | -5 | |
| 2 Iggy Allen | G | 29:24 | 4-12 | 0-4 | 1-1 | 0 | 5 | 5 | 3 | 1 | 9 | 2 | 2 | 1 | 0 | 0 | -1 | |
| 11 Kayla Clark | G | 21:42 | 3-6 | 1-3 | 0-0 | 1 | 0 | 1 | 4 | 1 | 7 | 0 | 4 | 1 | 0 | 0 | 0 | |
| 14 Ajah Wayne | G | 25:18 | 3-8 | 0-0 | 0-3 | 2 | 5 | 7 | 2 | 4 | 6 | 0 | 2 | 2 | 0 | 1 | -3 | |
| 4 Aziah Hudson | F | 16:17 | 1-3 | 0-2 | 0-0 | 0 | 0 | 0 | 0 | 1 | 0 | 2 | 0 | 0 | 1 | 0 | 0 | |
| 12 Brianna Jackson | F | 25:47 | 2-3 | 0-0 | 3-4 | 1 | 1 | 2 | 3 | 2 | 7 | 0 | 1 | 1 | 1 | 0 | -6 | |
| 0 Joy Campbell | F | 04:40 | 1-1 | 1-1 | 0-0 | 0 | 0 | 0 | 0 | 0 | 0 | 0 | 0 | 0 | 0 | 0 | -4 | |
| 25 Kaylen Nelson | F | 05:42 | 0-1 | 0-0 | 0-0 | 0 | 0 | 0 | 1 | 0 | 0 | 0 | 0 | 1 | 0 | 0 | -3 | |
| Team | | | | | | 2 | 3 | 5 | 0 | 0 | 0 | 0 | 0 | 0 | 0 | 0 | 0 | |
| Totals | | 19:49 | 2-11 | 8-15 | 8 | 20 | 28 | 18 | 17 | 48 | 5 | 16 | 11 | 2 | 1 | 5 | | |

Technical Fouls: NONE

| Shooting By Period | |
|---------------------|-------------|
| 1 st FG% | 4-11 36.4% |
| 3PT% | 1-2 50.0% |
| FT% | 0-2 0% |
| 2 nd FG% | 3-14 21.4% |
| 3PT% | 0-4 0.0% |
| FT% | 0-2 0% |
| 3 rd FG% | 6-14 42.9% |
| 3PT% | 1-3 33.3% |
| FT% | 3-3 66.7% |
| 4 th FG% | 6-10 60.0% |
| 3PT% | 0-2 0.0% |
| FT% | 6-8 75% |
| GM FG% | 19-49 38.8% |
| 3PT% | 2-11 18.2% |
| FT% | 8-15 53.3% |

Dead Ball Rebounds: 2.0

UTEP - 53

Record: 10-4 (2-2)

| NO. Name | Min | FG | | 3P | | FT | | Rebounds | | Fouls | | TP | AS | TO | ST | Blocks | | +/- |
|-------------------|-----|-------|------|------|------|----|----|----------|----|-------|----|----|----|----|----|--------|----|-----|
| | | M.A. | M.A. | M.A. | M.A. | OR | DR | OR | DR | PF | FF | | | | | BS | BA | |
| 2 Teal Battle | F | 35:22 | 6-13 | 1-2 | 2-4 | 2 | 6 | 8 | 3 | 4 | 15 | 3 | 8 | 1 | 0 | 1 | 15 | |
| 55 Brenda Fontana | F | 21:47 | 5-5 | 1-1 | 1-2 | 2 | 5 | 7 | 5 | 2 | 12 | 0 | 4 | 0 | 1 | 0 | -5 | |
| 3 Kaitia Gallegos | G | 29:24 | 3-10 | 0-3 | 1-1 | 1 | 4 | 5 | 2 | 4 | 7 | 4 | 1 | 1 | 0 | 1 | -2 | |
| 5 Destiny Thurman | G | 34:36 | 2-7 | 1-3 | 0-0 | 1 | 0 | 1 | 1 | 1 | 5 | 1 | 0 | 1 | 0 | 0 | 6 | |
| 15 Avery Crouse | G | 35:46 | 2-10 | 1-5 | 0-2 | 4 | 4 | 2 | 5 | 5 | 1 | 2 | 0 | 0 | 0 | 0 | 4 | |
| 24 Adhel Tac | F | 21:08 | 1-1 | 0-0 | 0-0 | 0 | 3 | 4 | 3 | 1 | 2 | 0 | 2 | 0 | 0 | 0 | 1 | |
| 0 Mahri Petree | F | 13:34 | 2-3 | 1-2 | 2-2 | 1 | 1 | 2 | 1 | 1 | 7 | 0 | 2 | 1 | 0 | 0 | 0 | |
| 12 Grace Alvarez | F | 01:45 | 0-0 | 0-0 | 0-0 | 0 | 0 | 0 | 0 | 0 | 0 | 0 | 1 | 1 | 0 | 0 | 0 | |
| 22 Erin Wilson | F | 04:32 | 0-1 | 0-0 | 0-0 | 0 | 1 | 1 | 0 | 0 | 0 | 0 | 1 | 0 | 0 | 0 | 0 | |
| 23 Eliana Cabral | F | 00:25 | 0-0 | 0-0 | 0-0 | 0 | 0 | 0 | 0 | 0 | 0 | 0 | 0 | 0 | 0 | 0 | 0 | |
| 20 Dagne Apsite | F | 01:36 | 0-0 | 0-0 | 0-0 | 0 | 0 | 0 | 0 | 0 | 0 | 0 | 0 | 0 | 0 | 0 | -1 | |
| Team | | | | | | 4 | 3 | 7 | 0 | 0 | 0 | 0 | 0 | 0 | 0 | 0 | 0 | |
| Totals | | 21:50 | 5-17 | 6-11 | 12 | 27 | 39 | 17 | 18 | 53 | 10 | 20 | 5 | 1 | 2 | 5 | | |

Technical Fouls: NONE

| Shooting By Period | |
|---------------------|-------------|
| 1 st FG% | 3-11 27.3% |
| 3PT% | 1-6 16.7% |
| FT% | 0-4 0% |
| 2 nd FG% | 5-9 55.6% |
| 3PT% | 2-2 100.0% |
| FT% | 1-2 50% |
| 3 rd FG% | 8-16 50.0% |
| 3PT% | 1-5 20.0% |
| FT% | 2-2 100% |
| 4 th FG% | 5-14 35.7% |
| 3PT% | 1-4 25.0% |
| FT% | 3-3 100% |
| GM FG% | 21-50 42.0% |
| 3PT% | 6-17 35.3% |
| FT% | 6-11 54.5% |

Dead Ball Rebounds: 2.0

| | ODU | UTEP |
|--------------|----------------------|------|
| Biggest lead | 4 (1 st 7 | |

2021-22 BOX SCORES



Official Basketball Box Score - Final
UTSA at UTEP
 01/23/22 Don Haskins Center, El Paso
 2021-22 Women's Basketball

Game Time: 1:00 PM
 Game Duration: 2:00
 Attendance: 1,151

Officials: Kyle Galloway, Chaney March, Demoya Williams

UTSA - 59

Record: 4-14 (1-6)

| NO. | Name | Min | FG | | 3P | | FT | | Rebounds | | Fouls | | TP | AS | ST | Blocks | | +/- |
|--------|--------------------|-----|-------|------|-------|-----|----|----|----------|----|-------|----|----|----|----|--------|-----|-----|
| | | | M/A | M/A | M/A | M/A | OR | DR | OR | DR | PF | FF | | | | BS | BA | |
| 0 | Elyssa Coleman | F | 26:30 | 2-8 | 0-2 | 2-4 | 6 | 2 | 8 | 5 | 3 | 6 | 0 | 2 | 2 | 0 | 0 | -2 |
| 2 | Jadyn Pimentel | G | 26:12 | 7-14 | 1-3 | 2-2 | 1 | 2 | 3 | 4 | 2 | 17 | 1 | 3 | 3 | 0 | 1 | -9 |
| 10 | Queen Ulabo | G | 18:18 | 1-4 | 0-1 | 2-2 | 3 | 4 | 7 | 2 | 3 | 4 | 2 | 2 | 0 | 0 | 0 | 0 |
| 12 | LaPrasjahn Johnson | G | 35:42 | 4-15 | 1-4 | 2-2 | 1 | 3 | 4 | 4 | 11 | 3 | 2 | 0 | 0 | 0 | 2 | -12 |
| 40 | Chantel Govan | G | 29:12 | 2-5 | 2-5 | 0-0 | 1 | 1 | 2 | 5 | 1 | 6 | 1 | 3 | 1 | 0 | 0 | -21 |
| 3 | Elena Blanding | G | 09:22 | 0-1 | 0-0 | 2-4 | 2 | 0 | 2 | 2 | 4 | 2 | 0 | 1 | 1 | 0 | 0 | -10 |
| 5 | Yuliyana Valcheva | G | 14:10 | 1-4 | 0-1 | 2-2 | 2 | 2 | 2 | 1 | 3 | 4 | 1 | 1 | 0 | 0 | 0 | -5 |
| 22 | Ceyenne Mass | G | 18:46 | 2-6 | 1-5 | 2-2 | 2 | 3 | 5 | 0 | 2 | 7 | 2 | 3 | 2 | 0 | 0 | -2 |
| 1 | Haley Wood | G | 12:50 | 0-1 | 0-0 | 0-0 | 1 | 2 | 3 | 1 | 0 | 0 | 0 | 0 | 0 | 0 | 0 | -1 |
| 24 | Kennedy Harrell | G | 12:58 | 1-1 | 0-0 | 0-0 | 0 | 1 | 1 | 5 | 0 | 2 | 0 | 1 | 0 | 0 | 0 | 2 |
| Team | | | | 2 | 0 | 2 | 0 | 0 | 0 | 0 | 0 | 0 | 0 | 0 | 0 | 0 | 0 | 0 |
| Totals | | | 20:59 | 5-21 | 14-18 | 19 | 20 | 39 | 29 | 21 | 59 | 10 | 18 | 8 | 0 | 3 | -12 | |

Technical Fouls: Coleman 1st 0:54

Dead Ball Rebounds: 4.0

UTEP - 71

Record: 12-5 (4-3)

| NO. | Name | Min | FG | | 3P | | FT | | Rebounds | | Fouls | | TP | AS | ST | Blocks | | +/- |
|--------|-----------------|-----|-------|------|-------|-------|----|----|----------|----|-------|----|----|----|----|--------|----|-----|
| | | | M/A | M/A | M/A | M/A | OR | DR | OR | DR | PF | FF | | | | BS | BA | |
| 2 | Teal Battle | F | 28:55 | 3-5 | 0-1 | 9-10 | 5 | 6 | 11 | 4 | 10 | 15 | 1 | 3 | 0 | 0 | 0 | 14 |
| 21 | Elina Arke | F | 23:28 | 4-8 | 1-2 | 4-4 | 0 | 3 | 3 | 4 | 2 | 13 | 1 | 2 | 1 | 1 | 0 | 4 |
| 3 | Katia Gallegos | G | 32:52 | 1-6 | 1-3 | 1-2 | 1 | 1 | 2 | 3 | 2 | 4 | 8 | 3 | 2 | 0 | 0 | 21 |
| 5 | Destiny Thurman | G | 37:28 | 4-13 | 0-3 | 11-14 | 2 | 3 | 5 | 0 | 9 | 19 | 2 | 5 | 3 | 0 | 0 | 12 |
| 15 | Avery Crouse | G | 28:09 | 3-6 | 2-4 | 1-1 | 0 | 2 | 5 | 4 | 9 | 3 | 2 | 1 | 1 | 0 | 0 | 7 |
| 0 | Mahri Petree | G | 10:41 | 1-2 | 0-0 | 0-0 | 0 | 0 | 0 | 1 | 0 | 2 | 0 | 0 | 0 | 0 | 0 | 6 |
| 55 | Brenda Fontana | G | 15:49 | 2-7 | 1-3 | 0-0 | 3 | 3 | 6 | 3 | 0 | 5 | 0 | 4 | 0 | 0 | 0 | 12 |
| 24 | Adhel Tac | G | 11:46 | 0-1 | 0-0 | 1-2 | 1 | 1 | 2 | 1 | 1 | 1 | 0 | 0 | 0 | 0 | 0 | -6 |
| 20 | Erin Wilson | G | 08:35 | 1-2 | 1-1 | 0-0 | 0 | 0 | 0 | 0 | 0 | 3 | 0 | 0 | 0 | 0 | 0 | -8 |
| 23 | Eliana Cabral | G | 02:13 | 0-0 | 0-0 | 0-0 | 0 | 0 | 0 | 0 | 0 | 0 | 0 | 0 | 0 | 0 | 0 | -8 |
| 12 | Grace Alvarez | G | 00:02 | 0-0 | 0-0 | 0-0 | 0 | 0 | 0 | 0 | 0 | 0 | 0 | 0 | 0 | 0 | 0 | 0 |
| 20 | Dagne Apsite | G | 00:02 | 0-0 | 0-0 | 0-0 | 0 | 0 | 0 | 0 | 0 | 0 | 0 | 0 | 0 | 0 | 0 | 0 |
| Team | | | | 3 | 1 | 4 | 0 | 0 | 0 | 0 | 0 | 0 | 0 | 0 | 0 | 0 | 0 | 0 |
| Totals | | | 19:50 | 6-18 | 27-33 | 15 | 20 | 35 | 21 | 28 | 71 | 15 | 19 | 8 | 3 | 0 | 12 | |

Technical Fouls: NONE

Dead Ball Rebounds: 2.0

| Biggest lead | UTSA | UTEP | Points from Turnovers | UTSA | UTEP | Period by Period Scoring | | | | | |
|------------------|---------------------------|---------------------------|-----------------------|------|------|--------------------------|-----|-----|-----|-----|----|
| | | | | | | 1st | 2nd | 3rd | 4th | TOT | |
| Best Scoring Run | 0 (1 st 10:00) | 23 (3 rd 6:19) | 22 | 18 | 22 | 18 | 17 | 17 | 17 | 71 | |
| Lead Changes | 7 (3 rd 0:23) | 10 (1 st 5:57) | 22 | 12 | 12 | 10 | 9 | 25 | 15 | 59 | |
| Times Tied | 0 | 0 | 6 | 9 | 14 | UTSA | 10 | 9 | 25 | 15 | 59 |
| Time with Lead | 00:00 | 38:55 | Fast Breaks | 6 | 14 | UTEP | 19 | 18 | 17 | 17 | 71 |
| | | | Bench | 15 | 11 | | | | | | |



Official Basketball Box Score - Final
UTEP at Fla. Atlantic
 01/27/22 Abessino Court at FAU Arena, Boca Raton
 2021-22 Women's Basketball

Game Time: 6:00 PM
 Game Duration: 1:58
 Attendance: 405

Officials: Neonta Williams, Maria Goanhar, Kaz Boverly

UTEP - 52

Record: 12-6 (4-4)

| NO. | Name | Min | FG | | 3P | | FT | | Rebounds | | Fouls | | TP | AS | ST | Blocks | | +/- |
|--------|-----------------|-----|-------|------|-------|-----|----|----|----------|----|-------|----|----|----|----|--------|----|-----|
| | | | M/A | M/A | M/A | M/A | OR | DR | OR | DR | PF | FF | | | | BS | BA | |
| 2 | Teal Battle | F | 19:25 | 2-4 | 0-0 | 1-2 | 1 | 2 | 3 | 4 | 1 | 5 | 0 | 1 | 0 | 0 | 0 | 0 |
| 21 | Elina Arke | F | 36:38 | 2-5 | 0-1 | 1-2 | 1 | 7 | 8 | 2 | 2 | 5 | 0 | 4 | 1 | 0 | 0 | 1 |
| 3 | Katia Gallegos | G | 38:10 | 5-10 | 0-1 | 3-4 | 1 | 5 | 6 | 1 | 3 | 13 | 2 | 2 | 1 | 1 | 1 | 0 |
| 5 | Destiny Thurman | G | 25:09 | 3-11 | 2-5 | 2-2 | 2 | 4 | 6 | 5 | 2 | 10 | 1 | 1 | 1 | 0 | 0 | 8 |
| 15 | Avery Crouse | G | 18:50 | 3-7 | 0-2 | 2-4 | 0 | 1 | 1 | 2 | 3 | 8 | 1 | 1 | 2 | 0 | 0 | -2 |
| 22 | Erin Wilson | G | 18:28 | 3-7 | 0-1 | 1-2 | 3 | 0 | 3 | 1 | 3 | 1 | 1 | 7 | 1 | 0 | 0 | -5 |
| 00 | Mahri Petree | G | 12:22 | 1-3 | 0-0 | 0-0 | 1 | 1 | 1 | 0 | 0 | 2 | 0 | 2 | 0 | 0 | 0 | 0 |
| 55 | Brenda Fontana | G | 13:40 | 1-3 | 0-1 | 0-0 | 2 | 2 | 1 | 2 | 1 | 2 | 2 | 0 | 1 | 1 | 0 | -3 |
| 23 | Eliana Cabral | G | 11:11 | 0-2 | 0-1 | 0-0 | 1 | 1 | 2 | 1 | 0 | 0 | 1 | 1 | 0 | 0 | 0 | -7 |
| 40 | Adhel Tac | G | 08:07 | 0-2 | 0-0 | 0-0 | 2 | 0 | 2 | 2 | 1 | 0 | 0 | 0 | 0 | 0 | 0 | -2 |
| Team | | | | 1 | 0 | 1 | 0 | 0 | 0 | 0 | 0 | 0 | 0 | 0 | 0 | 0 | 0 | 0 |
| Totals | | | 20:54 | 2-13 | 10-16 | 12 | 23 | 35 | 19 | 15 | 52 | 8 | 11 | 7 | 1 | 2 | -2 | |

Technical Fouls: Thurman 4th 8:13

Dead Ball Rebounds: 5.0

Fla. Atlantic - 54

Record: 5-13 (1-6)

| NO. | Name | Min | FG | | 3P | | FT | | Rebounds | | Fouls | | TP | AS | ST | Blocks | | +/- |
|--------|--------------------|-----|-------|------|-------|-----|----|----|----------|----|-------|----|----|----|----|--------|----|-----|
| | | | M/A | M/A | M/A | M/A | OR | DR | OR | DR | PF | FF | | | | BS | BA | |
| 15 | Sofia Galerone | F | 25:12 | 2-8 | 2-7 | 0-0 | 1 | 3 | 4 | 1 | 6 | 3 | 1 | 1 | 1 | 0 | 0 | -8 |
| 30 | Janeta Rozentale | F | 35:10 | 3-6 | 0-0 | 2-3 | 4 | 6 | 10 | 3 | 5 | 8 | 2 | 1 | 0 | 1 | 0 | 6 |
| 1 | Rita Pleskevich | G | 39:04 | 7-19 | 2-6 | 5-6 | 1 | 3 | 4 | 1 | 2 | 21 | 1 | 0 | 0 | 0 | 0 | 1 |
| 23 | Kynsidi Kuykendoll | G | 33:23 | 2-6 | 0-1 | 1-2 | 0 | 1 | 1 | 3 | 1 | 5 | 3 | 4 | 0 | 0 | 0 | 1 |
| 24 | Alexa Zapp | G | 28:11 | 1-6 | 0-4 | 3-5 | 0 | 3 | 3 | 3 | 5 | 2 | 4 | 0 | 0 | 0 | 0 | 7 |
| 5 | Nikola Ozola | G | 13:08 | 0-1 | 0-1 | 3-4 | 0 | 0 | 0 | 0 | 2 | 3 | 1 | 1 | 0 | 0 | 0 | 5 |
| 32 | Amber Gaston | G | 22:48 | 2-4 | 0-0 | 2-4 | 3 | 5 | 8 | 1 | 0 | 6 | 3 | 1 | 1 | 0 | 0 | 9 |
| 4 | Bre Beck | G | 03:04 | 0-0 | 0-0 | 0-0 | 0 | 0 | 0 | 0 | 0 | 0 | 0 | 0 | 0 | 0 | 0 | 2 |
| Team | | | | 3 | 2 | 5 | 0 | 0 | 0 | 0 | 0 | 0 | 0 | 0 | 0 | 0 | 0 | 0 |
| Totals | | | 17:50 | 4-19 | 16-24 | 12 | 23 | 35 | 15 | 18 | 54 | 13 | 15 | 2 | 2 | 1 | 2 | |

Technical Fouls: NONE

Dead Ball Rebounds: 6.0

| Biggest lead | UTEP | FAU | Points from Turnovers | UTEP | FAU | Period by Period Scoring | | | | | |
|------------------|--------------------------|--------------------------|-----------------------|------|-----|--------------------------|-----|-----|-----|-----|----|
| | | | | | | 1st | 2nd | 3rd | 4th | TOT | |
| Best Scoring Run | 7 (3 rd 6:39) | 6 (2 nd 9:48) | 7 | 17 | 17 | UTEP | 15 | 13 | 12 | 52 | |
| Lead Changes | 7 (2 nd 2:00) | 9 (4 th 7:18) | 30 | 18 | 18 | UTSA | 19 | 8 | 9 | 19 | 54 |
| Times Tied | 9 | 9 | 6 | 5 | 5 | UTEP | 15 | 13 | 12 | 52 | |
| Time with Lead | 19:55 | 13:40 | Fast Breaks | 1 | 2 | UTEP | 19 | 18 | 17 | 17 | 71 |
| | | | Bench | 11 | 9 | | | | | | |



Official Basketball Box Score - Final
UTEP at FIU
 01/29/22 Ocean Bank Convocation Center, Miami
 2021-22 Women's Basketball

Game Time: 12:00 PM
 Game Duration: 1:48
 Attendance: 1,478

Officials: Josh Hewitt, Molly Caldwell, Stephanie Bakardate

UTEP - 45

Record: 12-7 (4-5)

| NO. | Name | Min | FG | | 3P | | FT | | Rebounds | | Fouls | | TP | AS | ST | Blocks | | +/- |
|-----|-----------------|-----|-------|------|-----|-------|----|----|----------|----|-------|----|----|----|----|--------|----|-----|
| | | | M/A | M/A | M/A | M/A | OR | DR | OR | DR | PF | FF | | | | BS | BA | |
| 2 | Teal Battle | F | 25:54 | 1-6 | 0-0 | 1-2 | 2 | 5 | 7 | 1 | 4 | 3 | 1 | 3 | 0 | 0 | 0 | -14 |
| 21 | Elina Arke | F | 29:31 | 2-7 | 0-1 | 0-1 | 4 | 6 | 10 | 2 | 3 | 4 | 1 | 7 | 0 | 0 | 0 | -17 |
| 3 | Katia Gallegos | G | 26:36 | 5-11 | 3-5 | 10-12 | 1 | 3 | 4 | 2 | 7 | 23 | 2 | 5 | 1 | 1 | 0 | -19 |
| 5 | Destiny Thurman | G | 17:03 | 1-6 | 0-1 | 0-0 | 0 | 0 | 1 | 1 | 2 | 0 | | | | | | |