



Officials: Kerry Sitton, Chris Pacsi, Alexander Thompson

Louisiana Tech - 55

Record: 6-5 (0-1)

NO.	Name	F	Min	FG			3P			FT			Rebounds			Fouls		TP	AS	TO	ST	Blocks		+/-
				M-A	M-A	M-A	OR	DR	TOT	PF	FD	BS	BA											
14	Will Allen	F	11:07	0-1	0-0	0-0	1	2	3	0	1	0	0	0	0	0	0	1	0	0	0	0	-9	
22	Isaiah Crawford	F	27:45	3-7	0-0	6-7	4	5	9	1	4	12	2	3	4	0	0	0	0	0	0	2		
0	Keaston Willis	G	37:02	4-10	3-8	0-0	0	2	2	4	2	11	0	1	0	1	0	1	0	0	0	-11		
20	Jordan Crawford	G	11:50	0-5	0-3	0-0	0	0	0	1	0	0	2	3	1	0	0	0	0	0	0	3		
24	Cobe Williams	G	37:06	5-16	0-6	8-11	3	2	5	5	8	18	2	4	5	0	2	0	0	0	0	0		
1	Kenny Hunter		10:45	1-2	0-0	0-0	0	2	2	2	0	2	0	1	0	0	0	0	0	0	0	-2		
2	Dravon Mangum		25:53	0-3	0-2	4-4	2	5	7	4	3	4	0	3	1	0	0	0	0	0	0	0		
3	Quandre Bullock		16:26	1-5	0-2	1-2	1	3	4	4	2	3	1	2	0	0	0	0	0	0	0	-3		
5	Terran Williams		07:18	0-1	0-1	0-0	0	1	1	1	0	0	0	1	0	0	0	0	0	0	0	-7		
13	David Green		10:13	2-3	1-2	0-0	0	1	1	5	0	5	0	0	0	0	0	0	0	0	0	4		
4	Kaleb Stewart		04:35	0-1	0-1	0-0	0	0	0	0	0	0	0	1	0	0	0	0	0	0	0	-2		
Team							2	3	5			0				0								
<b>Totals</b>				16-54	4-25	19-24	13	26	39	27	20	55	7	20	11	1	2	-5						

Shooting By Period		
1 <sup>st</sup> FG%	7-27	25.9%
3PT%	1-13	7.7%
FT%	8-9	88.9%
2 <sup>nd</sup> FG%	9-27	33.3%
3PT%	3-12	25.0%
FT%	11-15	73.3%
GM FG%	16-54	29.6%
3PT%	4-25	16.0%
FT%	19-24	79.2%

Dead Ball Rebounds: 4, 0

Technical Fouls::NONE

UTEP - 60

Record: 7-3 (1-0)

NO.	Name	F	Min	FG			3P			FT			Rebounds			Fouls		TP	AS	TO	ST	Blocks		+/-
				M-A	M-A	M-A	OR	DR	TOT	PF	FD	BS	BA											
13	Calvin Solomon	F	25:04	2-4	0-0	2-4	2	2	4	3	2	6	3	3	2	1	0	1	0	1	0	1		
21	Ze'rik Onyema	F	16:52	0-1	0-0	2-4	0	1	1	1	2	2	0	1	1	1	0	4	1	0	0	4		
2	Tae Hardy	G	29:35	6-12	2-4	1-5	2	1	3	5	4	15	2	4	3	0	1	5	0	1	0	5		
4	Mario McKinney Jr.	G	28:46	3-5	1-1	0-2	2	2	4	2	1	7	1	4	0	0	0	2	0	0	0	2		
5	Shamar Givance	G	24:25	2-7	1-4	1-2	0	6	6	5	2	6	6	2	2	0	0	2	0	0	0	2		
34	Kevin Kalu		22:19	2-2	0-0	2-7	2	7	9	1	6	6	0	2	0	0	0	0	0	0	0	1		
1	Jon Dos Anjos		14:56	1-4	0-2	1-2	0	2	2	2	3	3	0	1	0	0	0	0	0	0	0	4		
23	Otis Frazier III		07:46	1-3	0-1	3-6	0	2	2	1	4	5	0	0	0	0	0	0	0	0	0	3		
11	Carlos Lemus		22:17	2-3	1-1	3-5	0	3	3	1	3	8	1	1	0	0	0	0	0	0	0	1		
3	Malik Zachery		01:47	0-0	0-0	0-0	0	0	0	0	0	0	0	0	0	0	0	0	0	0	0	-2		
12	Jamari Sibley		06:13	1-4	0-2	0-0	0	0	0	0	0	2	0	0	0	0	0	0	0	0	0	4		
Team							1	0	1			0				0								
<b>Totals</b>				20-45	5-15	15-37	9	26	35	21	27	60	13	18	8	2	1	5						

Shooting By Period		
1 <sup>st</sup> FG%	10-26	38.5%
3PT%	3-9	33.3%
FT%	3-8	37.5%
2 <sup>nd</sup> FG%	10-19	52.6%
3PT%	2-6	33.3%
FT%	12-29	41.4%
GM FG%	20-45	44.4%
3PT%	5-15	33.3%
FT%	15-37	40.5%

Dead Ball Rebounds: 12, 0

Technical Fouls:Hardy 1<sup>st</sup>:13

	LATH	UTEP
Biggest lead	1 (1 <sup>st</sup> 16:55)	10 (2 <sup>nd</sup> 4:10)
Best Scoring Run	6(2 <sup>nd</sup> 0:26)	7(1 <sup>st</sup> 7:14)
Lead Changes	2	
Times Tied	3	
Time with Lead	01:49	36:02

	LATH	UTEP
Points from		
Turnovers	13	16
Paint	24	28
Second Chance	15	4
Fast Breaks	10	6
Bench	14	24

	Period by Period Scoring		
	1st	2nd	TOT
LATH	23	32	55
UTEP	26	34	60



**Officials:** Kerry Sitton, Chris Pacsi, Alexander Thompson

**Period 1**

**Quarter Starters:**

<b>UTEP</b>	2 Hardy T	4 McKinney Jr. M	5 Givance S	13 Solomon C	21 Onyema Z
<b>LATH</b>	0 Willis K	14 Allen W	20 Crawford J	22 Crawford I	24 Williams C

Game Time	UTEP	Score	Diff	LATH
20:00	13 SOLOMON C jumpball lost			22 CRAWFORD I jumpball won
19:32	2 HARDY T steal (1)			14 ALLEN W turnover lost ball (1)
18:59	5 GIVANCE S 3pt FG from turnover, pull up jump shot missed			
18:55				14 ALLEN W defensive rebound (1)
18:47				22 CRAWFORD I 2pt FG outside the paint, turnaround jump shot missed
18:43	4 MCKINNEY JR. M defensive rebound (1)			
18:30	4 MCKINNEY JR. M 3pt FG , step back jump shot made (3)	<b>3-0</b>	<b>3</b>	
18:30	13 SOLOMON C assist (1)			
18:14				24 WILLIAMS C turnover bad pass (1)
17:55	5 GIVANCE S 3pt FG from turnover, jump shot missed			
17:52	4 MCKINNEY JR. M offensive rebound (2)			
17:52				14 ALLEN W substitution out
17:52				22 CRAWFORD I substitution out
17:52				1 HUNTER K substitution in
17:52				2 MANGUM D substitution in
17:47	13 SOLOMON C 2pt FG from turnover second chance in the paint, pull up jump shot missed			
17:43				2 MANGUM D defensive rebound (1)
17:41	2 HARDY T steal (2)			24 WILLIAMS C turnover bad pass (2)
17:37	2 HARDY T turnover bad pass (1)			24 WILLIAMS C steal (1)
17:27				20 CRAWFORD J 3pt FG from turnover, pull up jump shot missed
17:24				offensive rebound (3)
17:21		<b>3-2</b>	<b>1</b>	1 HUNTER K 2pt FG from turnover second chance in the paint, alleyoop made (2)
17:21				20 CRAWFORD J assist (1)
17:10	21 ONYEMA Z foul offensive (1 - 1)			24 WILLIAMS C foul drawn (1)
17:10	21 ONYEMA Z turnover offensive (1)			
17:10	21 ONYEMA Z substitution out			
17:10	34 KALU K substitution in			
16:55	13 SOLOMON C foul shooting (1 - 2)			2 MANGUM D foul drawn (1)
16:55		<b>3-3</b>	<b>0</b>	2 MANGUM D free throw 1 - 2 made (1)
16:55		<b>3-4</b>	<b>-1</b>	2 MANGUM D free throw 2 - 2 made (2)
16:26	4 MCKINNEY JR. M turnover bad pass (1)			24 WILLIAMS C steal (2)
16:16				0 WILLIS K 3pt FG from turnover, pull up jump shot missed
16:12	2 HARDY T defensive rebound (1)			
16:02	13 SOLOMON C turnover travel (1)			
16:02	4 MCKINNEY JR. M substitution out			
16:02	13 SOLOMON C substitution out			
16:02	1 DOS ANJOS J substitution in			
16:02	23 FRAZIER III O substitution in			
15:51				24 WILLIAMS C 2pt FG from turnover outside the paint, pull up jump shot missed
15:47				24 WILLIAMS C offensive rebound (1)



Official Basketball Play by Play - First Half  
**Louisiana Tech at UTEP**  
 12/17/22 Don Haskins Center, El Paso, Texas  
 2022-23 Men's Basketball

**Game Time:** 6:00 PM  
**Game Duration:** 2:18  
**Attendance:** 4,768

**Officials:** Kerry Sitton, Chris Pacsi, Alexander Thompson

Game Time	UTEP	Score	Diff	LATH
15:45				20 CRAWFORD J 3pt FG from turnover second chance, pull up jump shot missed
15:41	23 FRAZIER III O defensive rebound (1)			
15:27	Timeout media			
15:27				20 CRAWFORD J substitution out
15:27				3 BULLOCK Q substitution in
15:06	1 DOS ANJOS J 2pt FG in the paint, hook shot made (2)	<b>5-4</b>	<b>1</b>	
14:32				3 BULLOCK Q 3pt FG , jump shot missed
14:28	34 KALU K defensive rebound (1)			
14:12	2 HARDY T 3pt FG , jump shot missed			
14:11				3 BULLOCK Q defensive rebound (1)
14:11	1 DOS ANJOS J foul personal (1 - 3)			3 BULLOCK Q foul drawn (1)
14:11	2 HARDY T substitution out			
14:11	11 LEMUS C substitution in			
14:11				0 WILLIS K substitution out
14:11				1 HUNTER K substitution out
14:11				2 MANGUM D substitution out
14:11				24 WILLIAMS C substitution out
14:11				5 WILLIAMS T substitution in
14:11				14 ALLEN W substitution in
14:11				20 CRAWFORD J substitution in
14:11				22 CRAWFORD I substitution in
13:51				3 BULLOCK Q 3pt FG , pull up jump shot missed
13:48	5 GIVANCE S defensive rebound (1)			
13:43	23 FRAZIER III O 2pt FG fast break in the paint, driving layup made (2)	<b>7-4</b>	<b>3</b>	
13:43	11 LEMUS C assist (1)			
13:25				20 CRAWFORD J 2pt FG in the paint, layup missed
13:22	1 DOS ANJOS J defensive rebound (1)			
13:20	23 FRAZIER III O 2pt FG in the paint, driving layup missed			
13:16	34 KALU K offensive rebound (2)			
13:17	34 KALU K foul drawn (1)			5 WILLIAMS T foul personal (1 - 1)
13:17	5 GIVANCE S substitution out			
13:17	3 ZACHERY M substitution in			
13:17				3 BULLOCK Q substitution out
13:17				5 WILLIAMS T substitution out
13:17				14 ALLEN W substitution out
13:17				0 WILLIS K substitution in
13:17				2 MANGUM D substitution in
13:17				13 GREEN D substitution in
12:54	1 DOS ANJOS J 3pt FG second chance, step back jump shot missed			
12:53				defensive rebound (6)
12:37				20 CRAWFORD J 2pt FG outside the paint, floating jump shot missed
12:33	1 DOS ANJOS J defensive rebound (2)			
12:22	23 FRAZIER III O foul drawn (1)			13 GREEN D foul personal (1 - 2)
12:22	1 DOS ANJOS J substitution out			
12:22	23 FRAZIER III O substitution out			
12:22	4 MCKINNEY JR. M substitution in			



**Louisiana Tech at UTEP**

12/17/22 Don Haskins Center, El Paso, Texas  
2022-23 Men's Basketball

**Game Time:** 6:00 PM  
**Game Duration:** 2:18  
**Attendance:** 4,768

**Officials:** Kerry Sitton, Chris Pacsi, Alexander Thompson

Game Time	UTEP	Score	Diff	LATH
12:22	13 SOLOMON C substitution in			
12:22				20 CRAWFORD J substitution out
12:22				24 WILLIAMS C substitution in
12:06	4 MCKINNEY JR. M turnover lost ball (2)			22 CRAWFORD I steal (1)
11:58				24 WILLIAMS C 3pt FG from turnover, pull up jump shot missed
11:54	34 KALU K defensive rebound (3)			
11:38	11 LEMUS C turnover lost ball (1)			22 CRAWFORD I steal (2)
11:32		<b>7-6</b>	<b>1</b>	0 WILLIS K 2pt FG fast break from turnover in the paint, driving layup made (2)
11:30	Timeout media			
11:30	3 ZACHERY M substitution out			
11:30	11 LEMUS C substitution out			
11:30	34 KALU K substitution out			
11:30	2 HARDY T substitution in			
11:30	5 GIVANCE S substitution in			
11:30	21 ONYEMA Z substitution in			
11:18	13 SOLOMON C 2pt FG in the paint, dunk, made (2)	<b>9-6</b>	<b>3</b>	
11:18	5 GIVANCE S assist (1)			
11:00		<b>9-9</b>	<b>0</b>	0 WILLIS K 3pt FG , step back jump shot made (5)
11:00				22 CRAWFORD I assist (1)
10:39	5 GIVANCE S 3pt FG , pull up jump shot made (3)	<b>12-9</b>	<b>3</b>	
10:39	2 HARDY T assist (1)			
10:23				13 GREEN D 3pt FG , pull up jump shot missed
10:18				2 MANGUM D offensive rebound (2)
10:14		<b>12-11</b>	<b>1</b>	24 WILLIAMS C 2pt FG second chance in the paint, layup made (2)
10:14				22 CRAWFORD I assist (2)
09:45	4 MCKINNEY JR. M 2pt FG in the paint, jump shot missed			
09:44				defensive rebound (8)
09:38	2 HARDY T foul drawn (1)			2 MANGUM D foul offensive (1 - 3)
09:38				2 MANGUM D turnover offensive (1)
09:38				2 MANGUM D substitution out
09:38				3 BULLOCK Q substitution in
09:23	5 GIVANCE S turnover bad pass (1)			22 CRAWFORD I steal (3)
09:18	2 HARDY T steal (3)			22 CRAWFORD I turnover bad pass (1)
09:18	2 HARDY T 2pt FG from turnover in the paint, layup made (2)	<b>14-11</b>	<b>3</b>	
09:18	2 HARDY T foul drawn (2)			13 GREEN D foul shooting (2 - 4)
09:17				13 GREEN D substitution out
09:17				1 HUNTER K substitution in
09:17	4 MCKINNEY JR. M substitution out			
09:17	12 SIBLEY J substitution in			
09:17	2 HARDY T free throw 1 - 1 missed			
09:15				0 WILLIS K defensive rebound (1)
09:00	5 GIVANCE S foul shooting (1 - 4)			24 WILLIAMS C foul drawn (2)
09:00		<b>14-12</b>	<b>2</b>	24 WILLIAMS C free throw 1 - 3 made (3)
09:00		<b>14-13</b>	<b>1</b>	24 WILLIAMS C free throw 2 - 3 made (4)
09:00				22 CRAWFORD I substitution out
09:00				5 WILLIAMS T substitution in
09:00		<b>14-14</b>	<b>0</b>	24 WILLIAMS C free throw 3 - 3 made (5)
08:42	2 HARDY T 2pt FG in the paint, dunk, made (4)	<b>16-14</b>	<b>2</b>	



Official Basketball Play by Play - First Half  
**Louisiana Tech at UTEP**  
 12/17/22 Don Haskins Center, El Paso, Texas  
 2022-23 Men's Basketball

**Game Time:** 6:00 PM  
**Game Duration:** 2:18  
**Attendance:** 4,768

**Officials:** Kerry Sitton, Chris Pacsi, Alexander Thompson

Game Time	UTEP	Score	Diff	LATH
08:42	5 GIVANCE S assist (2)			
08:31				24 WILLIAMS C turnover lost ball (3)
08:31	13 SOLOMON C substitution out			
08:31	1 DOS ANJOS J substitution in			
08:31				24 WILLIAMS C substitution out
08:31				20 CRAWFORD J substitution in
08:17	12 SIBLEY J 2pt FG from turnover in the paint, driving layup made (2)	<b>18-14</b>	<b>4</b>	
08:17	5 GIVANCE S assist (3)			
08:05	1 DOS ANJOS J foul drawn (1)			20 CRAWFORD J foul offensive (1 - 5)
08:05				20 CRAWFORD J turnover offensive (1)
08:05	5 GIVANCE S substitution out			
08:05	4 MCKINNEY JR. M substitution in			
08:05				1 HUNTER K substitution out
08:05				14 ALLEN W substitution in
07:34	21 ONYEMA Z 2pt FG from turnover in the paint, hook shot missed			
07:31				5 WILLIAMS T defensive rebound (1)
07:31	Timeout media			
07:31	jump ball situation			
07:31	21 ONYEMA Z steal (1)			5 WILLIAMS T turnover lost ball (1)
07:31				20 CRAWFORD J substitution out
07:31				24 WILLIAMS C substitution in
07:14	2 HARDY T 3pt FG from turnover, step back jump shot made (7)	<b>21-14</b>	<b>7</b>	
07:13	2 HARDY T foul class A technical (1 - 5)			
07:13		<b>21-15</b>	<b>6</b>	24 WILLIAMS C free throw 1 - 2 made (6)
07:13				24 WILLIAMS C free throw 2 - 2 missed
07:13				offensive dead ball rebound (1)
06:59				0 WILLIS K turnover travel (1)
06:47	1 DOS ANJOS J turnover bad pass (1)			24 WILLIAMS C steal (3)
06:43		<b>21-17</b>	<b>4</b>	24 WILLIAMS C 2pt FG fast break from turnover in the paint, driving layup made (8)
06:30	21 ONYEMA Z foul drawn (1)			3 BULLOCK Q foul shooting (1 - 6)
06:30	21 ONYEMA Z free throw 1 - 2 made (1)	<b>22-17</b>	<b>5</b>	
06:30	1 DOS ANJOS J substitution out			
06:30	2 HARDY T substitution out			
06:30	5 GIVANCE S substitution in			
06:30	13 SOLOMON C substitution in			
06:30				5 WILLIAMS T substitution out
06:30				22 CRAWFORD I substitution in
06:30	21 ONYEMA Z free throw 2 - 2 missed			
06:28				14 ALLEN W defensive rebound (2)
06:19				22 CRAWFORD I 2pt FG outside the paint, pull up jump shot missed
06:16				14 ALLEN W offensive rebound (3)
06:15				14 ALLEN W 2pt FG second chance in the paint, layup missed
06:11	21 ONYEMA Z defensive rebound (1)			
06:01	12 SIBLEY J 3pt FG , jump shot missed			
05:58				3 BULLOCK Q defensive rebound (2)
05:52	5 GIVANCE S substitution out			



**Louisiana Tech at UTEP**

12/17/22 Don Haskins Center, El Paso, Texas  
2022-23 Men's Basketball

**Game Time:** 6:00 PM  
**Game Duration:** 2:18  
**Attendance:** 4,768

**Officials:** Kerry Sitton, Chris Pacsi, Alexander Thompson

Game Time	UTEP	Score	Diff	LATH
05:52	23 FRAZIER III O substitution in			
05:38				22 CRAWFORD I turnover lost ball (2)
05:10	12 SIBLEY J 3pt FG from turnover, jump shot missed			
05:04				24 WILLIAMS C defensive rebound (2)
05:03	4 MCKINNEY JR. M foul personal (1 - 6)			24 WILLIAMS C foul drawn (3)
05:03				3 BULLOCK Q substitution out
05:03				2 MANGUM D substitution in
05:03	23 FRAZIER III O substitution out			
05:03	11 LEMUS C substitution in			
05:03				14 ALLEN W substitution out
05:03				1 HUNTER K substitution in
04:56				22 CRAWFORD I 2pt FG in the paint, pull up jump shot missed
04:53				22 CRAWFORD I offensive rebound (1)
04:54		<b>22-19</b>	<b>3</b>	22 CRAWFORD I 2pt FG second chance in the paint, jump shot made (2)
04:35	12 SIBLEY J 2pt FG outside the paint, jump shot missed			
04:31	13 SOLOMON C offensive rebound (1)			
04:29	21 ONYEMA Z foul drawn (2)			0 WILLIS K foul personal (1 - 7)
04:29	21 ONYEMA Z 1&1 free throw 1 made (2)	<b>23-19</b>	<b>4</b>	
04:28	21 ONYEMA Z 1&1 free throw 2 missed			
04:26				1 HUNTER K defensive rebound (1)
04:26				1 HUNTER K turnover lost ball (1)
04:26	21 ONYEMA Z substitution out			
04:26	34 KALU K substitution in			
04:26	4 MCKINNEY JR. M substitution out			
04:26	2 HARDY T substitution in			
04:24	2 HARDY T 2pt FG from turnover in the paint, layup made (9)	<b>25-19</b>	<b>6</b>	
04:24	13 SOLOMON C assist (2)			
04:10				1 HUNTER K 2pt FG in the paint, jump shot missed
04:09	34 KALU K defensive rebound (4)			
04:09	34 KALU K foul drawn (2)			1 HUNTER K foul personal (1 - 8)
04:08	34 KALU K 1&1 free throw 1 missed			
04:07				0 WILLIS K defensive rebound (2)
03:48				0 WILLIS K 3pt FG , jump shot missed
03:45	13 SOLOMON C defensive rebound (2)			
03:37	13 SOLOMON C 2pt FG in the paint, layup missed			
03:33				2 MANGUM D defensive rebound (3)
03:30	13 SOLOMON C foul personal (2 - 7)			24 WILLIAMS C foul drawn (4)
03:30				Timeout media
03:30	12 SIBLEY J substitution out			
03:30	5 GIVANCE S substitution in			
03:30				22 CRAWFORD I substitution out
03:30				3 BULLOCK Q substitution in
03:30	13 SOLOMON C substitution out			
03:30	1 DOS ANJOS J substitution in			
03:30		<b>25-20</b>	<b>5</b>	24 WILLIAMS C 1&1 free throw 1 made (9)
03:30		<b>25-21</b>	<b>4</b>	24 WILLIAMS C 1&1 free throw 2 made (10)
03:14	34 KALU K foul drawn (3)			3 BULLOCK Q foul personal (2 - 9)
03:14				3 BULLOCK Q substitution out



Game Time	UTEP	Score	Diff	LATH
03:14				20 CRAWFORD J substitution in
03:14	34 KALU K 1&1 free throw 1 made (1)	<b>26-21</b>	<b>5</b>	
03:14	34 KALU K 1&1 free throw 2 missed			
03:12				1 HUNTER K defensive rebound (2)
03:00	5 GIVANCE S steal (1)			20 CRAWFORD J turnover bad pass (2)
02:55	2 HARDY T 2pt FG from turnover in the paint, driving layup missed			
02:55	offensive rebound (15)			
02:54				20 CRAWFORD J substitution out
02:54				4 STEWART K substitution in
02:41	34 KALU K turnover bad pass (1)			24 WILLIAMS C steal (4)
02:32				24 WILLIAMS C 3pt FG from turnover, pull up jump shot missed
02:28	5 GIVANCE S defensive rebound (2)			
02:16	1 DOS ANJOS J 2pt FG outside the paint, pull up jump shot missed			
02:13				2 MANGUM D defensive rebound (4)
01:59	5 GIVANCE S steal (2)			4 STEWART K turnover bad pass (1)
01:53	5 GIVANCE S 2pt FG from turnover in the paint, layup missed			
01:50				2 MANGUM D defensive rebound (5)
01:45				4 STEWART K 3pt FG , pull up jump shot missed
01:42	34 KALU K defensive rebound (5)			
01:21	5 GIVANCE S foul offensive (2 - 8)			0 WILLIS K foul drawn (1)
01:21	5 GIVANCE S turnover offensive (2)			
01:21				Timeout 30 Sec
01:21	5 GIVANCE S substitution out			
01:21	4 MCKINNEY JR. M substitution in			
01:21				2 MANGUM D substitution out
01:21				13 GREEN D substitution in
01:14				1 HUNTER K substitution out
01:14				2 MANGUM D substitution in
01:03				2 MANGUM D 3pt FG from turnover, pull up jump shot missed
00:59	34 KALU K defensive rebound (6)			
00:33	2 HARDY T 2pt FG outside the paint, pull up jump shot missed			
00:29	2 HARDY T offensive rebound (2)			
00:29	jump ball situation			
00:29	2 HARDY T turnover lost ball (2)			2 MANGUM D steal (1)
00:29				4 STEWART K substitution out
00:29				22 CRAWFORD I substitution in
00:02				0 WILLIS K 3pt FG from turnover, pull up jump shot missed
00:00				22 CRAWFORD I offensive rebound (2)
00:00		<b>26-23</b>	<b>3</b>	22 CRAWFORD I 2pt FG from turnover second chance in the paint, layup made (4)
<b>END OF PERIOD</b>				
<b>UTEP 26-23 LATH</b>				



Louisiana Tech at UTEP

12/17/22 Don Haskins Center, El Paso, Texas  
2022-23 Men's Basketball

Game Time: 6:00 PM  
Game Duration: 2:18  
Attendance: 4,768

Officials: Kerry Sitton, Chris Pacsi, Alexander Thompson

Louisiana Tech - 23

NO.	Name	F	Min	FG			Rebounds			Fouls		TP	AS	TO	ST	Blocks		+/-
				M-A	M-A	M-A	OR	DR	TOT	PF	FD					BS	BA	
14	Will Allen	F	06:04	0-1	0-0	0-0	1	2	3	0	0	0	0	1	0	0	0	-6
22	Isaiah Crawford	F	10:48	2-5	0-0	0-0	2	0	2	0	0	4	2	2	3	0	0	-2
0	Keaston Willis	G	19:06	2-5	1-4	0-0	0	2	2	1	1	5	0	1	0	0	0	-1
20	Jordan Crawford	G	07:42	0-4	0-2	0-0	0	0	0	1	0	0	1	2	0	0	0	-4
24	Cobe Williams	G	17:11	2-5	0-2	6-7	1	1	2	0	4	10	0	3	4	0	0	1
1	Kenny Hunter		08:42	1-2	0-0	0-0	0	2	2	1	0	2	0	1	0	0	0	1
2	Dravon Mangum		12:16	0-1	0-1	2-2	1	4	5	1	1	2	0	1	1	0	0	6
3	Quandre Bullock		07:01	0-2	0-2	0-0	0	2	2	2	1	0	0	0	0	0	0	-6
5	Terran Williams		03:24	0-0	0-0	0-0	0	1	1	1	0	0	0	1	0	0	0	-6
13	David Green		05:21	0-1	0-1	0-0	0	0	0	2	0	0	0	0	0	0	0	2
4	Kaleb Stewart		02:25	0-1	0-1	0-0	0	0	0	0	0	0	0	1	0	0	0	0
Team							1	2	3			0		0				
<b>Totals</b>				7-27	1-13	8-9	6	16	22	9	7	23	3	13	8	0	0	-3

Shooting By Period		
1st FG%	7-27	25.9%
3PT%	1-13	7.7%
FT%	8-9	88.9%
GM FG%	7-27	25.9%
3PT%	1-13	7.7%
FT%	8-9	88.9%

Dead Ball Rebounds: 1, 0

Technical Fouls::NONE

UTEP - 26

NO.	Name	F	Min	FG			Rebounds			Fouls		TP	AS	TO	ST	Blocks		+/-
				M-A	M-A	M-A	OR	DR	TOT	PF	FD					BS	BA	
13	Calvin Solomon	F	10:49	1-3	0-0	0-0	1	1	2	2	0	2	2	1	0	0	0	-1
21	Ze'rik Onyema	F	09:54	0-1	0-0	2-4	0	1	1	1	2	2	0	1	1	0	0	4
2	Tae Hardy	G	15:15	4-7	1-2	0-1	1	1	2	1	2	9	1	2	3	0	0	4
4	Mario McKinney Jr.	G	12:03	1-2	1-1	0-0	1	1	2	1	0	3	0	2	0	0	0	-3
5	Shamar Givance	G	12:55	1-4	1-3	0-0	0	2	2	2	0	3	3	2	2	0	0	5
34	Kevin Kalu		10:06	0-0	0-0	1-3	1	5	6	0	3	1	0	1	0	0	0	-1
1	Jon Dos Anjos		09:11	1-3	0-1	0-0	0	2	2	1	1	2	0	1	0	0	0	4
23	Otis Frazier III		04:29	1-2	0-0	0-0	0	1	1	0	1	2	0	0	0	0	0	4
11	Carlos Lemus		07:44	0-0	0-0	0-0	0	0	0	0	0	0	1	1	0	0	0	-2
3	Malik Zachery		01:47	0-0	0-0	0-0	0	0	0	0	0	0	0	0	0	0	0	-2
12	Jamari Sibley		05:47	1-4	0-2	0-0	0	0	0	0	0	2	0	0	0	0	0	3
Team							1	0	1			0		0				
<b>Totals</b>				10-26	3-9	3-8	5	14	19	8	9	26	7	11	6	0	0	3

Shooting By Period		
1st FG%	10-26	38.5%
3PT%	3-9	33.3%
FT%	3-8	37.5%
GM FG%	10-26	38.5%
3PT%	3-9	33.3%
FT%	3-8	37.5%

Dead Ball Rebounds: 0, 0

Technical Fouls:Hardy 1<sup>st</sup>:13

	LATH	UTEP
Biggest lead	1 (1 <sup>st</sup> 16:55)	7 (1 <sup>st</sup> 7:14)
Best Scoring Run	4 (1 <sup>st</sup> 16:55)	7 (1 <sup>st</sup> 7:14)
Lead Changes	2	
Times Tied	3	
Time with Lead	01:49	16:02

	LATH	UTEP
Points from		
Turnovers	10	9
Paint	12	14
Second Chance	8	1
Fast Breaks	6	2
Bench	4	7

	Period by Period Scoring		
	1st	2nd	TOT
LATH	23	32	55
UTEP	26	34	60



**Period 2**

**Quarter Starters:**

<b>UTEP</b>	2 Hardy T	4 McKinney Jr. M	5 Givance S	13 Solomon C	21 Onyema Z
<b>LATH</b>	0 Willis K	14 Allen W	20 Crawford J	22 Crawford I	24 Williams C

Game Time	UTEP	Score	Diff	LATH
20:00	1 DOS ANJOS J substitution out			
20:00	11 LEMUS C substitution out			
20:00	34 KALU K substitution out			
20:00	5 GIVANCE S substitution in			
20:00	13 SOLOMON C substitution in			
20:00	21 ONYEMA Z substitution in			
20:00				2 MANGUM D substitution out
20:00				13 GREEN D substitution out
20:00				14 ALLEN W substitution in
20:00				20 CRAWFORD J substitution in
19:34	2 HARDY T foul drawn (3)			22 CRAWFORD I foul shooting (1 - 1)
19:34	2 HARDY T free throw 1 - 2 missed			
19:34	offensive dead ball rebound (1)			
19:34	2 HARDY T free throw 2 - 2 made (10)	<b>27-23</b>	<b>4</b>	
19:29				24 WILLIAMS C turnover out of bounds (4)
19:29	13 SOLOMON C turnover bad pass (2)			22 CRAWFORD I steal (4)
19:24				24 WILLIAMS C 2pt FG from turnover in the paint, jump shot blocked
19:24	13 SOLOMON C block (1)			
19:19				24 WILLIAMS C offensive rebound (3)
19:18		<b>27-25</b>	<b>2</b>	24 WILLIAMS C 2pt FG from turnover second chance in the paint, layup made (12)
18:59	5 GIVANCE S 2pt FG in the paint, hook shot missed			
18:55				22 CRAWFORD I defensive rebound (3)
18:43				24 WILLIAMS C 2pt FG in the paint, layup blocked
18:43	21 ONYEMA Z block (1)			
18:35				offensive rebound (25)
18:24				20 CRAWFORD J 3pt FG second chance, jump shot missed
18:24	5 GIVANCE S defensive rebound (3)			
18:00	2 HARDY T 3pt FG , jump shot missed			
17:56	2 HARDY T offensive rebound (3)			
17:38	5 GIVANCE S 3pt FG second chance, jump shot missed			
17:35				22 CRAWFORD I defensive rebound (4)
17:25	13 SOLOMON C foul personal (3 - 1)			14 ALLEN W foul drawn (1)
17:25	21 ONYEMA Z substitution out			
17:25	34 KALU K substitution in			
17:25				14 ALLEN W substitution out
17:25				22 CRAWFORD I substitution out
17:25				1 HUNTER K substitution in
17:25				2 MANGUM D substitution in
17:19				20 CRAWFORD J turnover out of bounds (3)
17:19				20 CRAWFORD J substitution out
17:19				3 BULLOCK Q substitution in
17:05	34 KALU K 2pt FG from turnover in the paint, dunk, made (3)	<b>29-25</b>	<b>4</b>	



**Louisiana Tech at UTEP**

12/17/22 Don Haskins Center, El Paso, Texas  
2022-23 Men's Basketball

**Game Time:** 6:00 PM  
**Game Duration:** 2:18  
**Attendance:** 4,768

**Officials:** Kerry Sitton, Chris Pacsi, Alexander Thompson

Game Time	UTEP	Score	Diff	LATH
17:05	5 GIVANCE S assist (4)			
16:45	13 SOLOMON C steal (1)			3 BULLOCK Q turnover lost ball (1)
16:40	2 HARDY T 2pt FG from turnover in the paint, layup blocked			
16:40				0 WILLIS K block (1)
16:39				defensive rebound (27)
16:39				1 HUNTER K substitution out
16:39				13 GREEN D substitution in
16:39	13 SOLOMON C substitution out			
16:39	1 DOS ANJOS J substitution in			
16:20		<b>29-27</b>	<b>2</b>	3 BULLOCK Q 2pt FG in the paint, dunk, made (2)
15:56	2 HARDY T 3pt FG , step back jump shot made (13)	<b>32-27</b>	<b>5</b>	
15:56	5 GIVANCE S assist (5)			
15:42		<b>32-29</b>	<b>3</b>	13 GREEN D 2pt FG in the paint, hook shot made (2)
15:42				24 WILLIAMS C assist (1)
15:27	4 MCKINNEY JR. M 2pt FG in the paint, layup made (5)	<b>34-29</b>	<b>5</b>	
15:27	5 GIVANCE S assist (6)			
15:19				2 MANGUM D turnover lost ball (2)
15:19	Timeout media			
15:19	2 HARDY T substitution out			
15:19	4 MCKINNEY JR. M substitution out			
15:19	11 LEMUS C substitution in			
15:19	23 FRAZIER III O substitution in			
15:19				0 WILLIS K substitution out
15:19				22 CRAWFORD I substitution in
14:53	1 DOS ANJOS J foul drawn (2)			2 MANGUM D foul personal (2 - 2)
14:33	23 FRAZIER III O 3pt FG from turnover, jump shot missed			
14:30				13 GREEN D defensive rebound (1)
14:08		<b>34-32</b>	<b>2</b>	13 GREEN D 3pt FG , jump shot made (5)
14:08				3 BULLOCK Q assist (1)
13:57	5 GIVANCE S foul drawn (1)			13 GREEN D foul personal (3 - 3)
13:42	23 FRAZIER III O foul drawn (2)			13 GREEN D foul shooting (4 - 4)
13:42	23 FRAZIER III O free throw 1 - 2 missed			
13:42	offensive dead ball rebound (2)			
13:42				3 BULLOCK Q substitution out
13:42				13 GREEN D substitution out
13:42				0 WILLIS K substitution in
13:42				1 HUNTER K substitution in
13:42	23 FRAZIER III O free throw 2 - 2 made (3)	<b>35-32</b>	<b>3</b>	
13:24				0 WILLIS K 3pt FG , jump shot missed
13:20				2 MANGUM D offensive rebound (6)
13:19				2 MANGUM D 2pt FG second chance in the paint, layup missed
13:16	5 GIVANCE S defensive rebound (4)			
13:15	34 KALU K turnover out of bounds (2)			
12:58	23 FRAZIER III O foul personal (1 - 2)			2 MANGUM D foul drawn (2)
12:58	5 GIVANCE S substitution out			
12:58	23 FRAZIER III O substitution out			
12:58	2 HARDY T substitution in			
12:58	4 MCKINNEY JR. M substitution in			
12:54				24 WILLIAMS C 3pt FG from turnover, jump shot missed



**Louisiana Tech at UTEP**

12/17/22 Don Haskins Center, El Paso, Texas  
2022-23 Men's Basketball

**Game Time:** 6:00 PM  
**Game Duration:** 2:18  
**Attendance:** 4,768

**Officials:** Kerry Sitton, Chris Pacsi, Alexander Thompson

Game Time	UTEP	Score	Diff	LATH
12:51	11 LEMUS C defensive rebound (1)			
12:42	1 DOS ANJOS J 3pt FG , jump shot missed			
12:42	34 KALU K offensive rebound (7)			
12:42	34 KALU K foul drawn (4)			1 HUNTER K foul personal (2 - 5)
12:25	1 DOS ANJOS J foul drawn (3)			2 MANGUM D foul shooting (3 - 6)
12:25	1 DOS ANJOS J free throw 1 - 2 missed			
12:25	offensive dead ball rebound (3)			
12:25				1 HUNTER K substitution out
12:25				2 MANGUM D substitution out
12:25				5 WILLIAMS T substitution in
12:25				14 ALLEN W substitution in
12:25	1 DOS ANJOS J free throw 2 - 2 made (3)	<b>36-32</b>	<b>4</b>	
12:09	1 DOS ANJOS J foul personal (2 - 3)			24 WILLIAMS C foul drawn (5)
11:55		<b>36-35</b>	<b>1</b>	0 WILLIS K 3pt FG , pull up jump shot made (8)
11:55				24 WILLIAMS C assist (2)
11:20	11 LEMUS C 3pt FG , step back jump shot made (3)	<b>39-35</b>	<b>4</b>	
11:20	2 HARDY T assist (2)			
11:13				5 WILLIAMS T 3pt FG , pull up jump shot missed
11:10	4 MCKINNEY JR. M defensive rebound (3)			
10:54	34 KALU K foul drawn (5)			24 WILLIAMS C foul personal (1 - 7)
10:54	Timeout media			
10:54	1 DOS ANJOS J substitution out			
10:54	13 SOLOMON C substitution in			
10:54				22 CRAWFORD I substitution out
10:54				2 MANGUM D substitution in
10:54	34 KALU K 1&1 free throw 1 made (4)	<b>40-35</b>	<b>5</b>	
10:54	34 KALU K 1&1 free throw 2 missed			
10:52				2 MANGUM D defensive rebound (7)
10:37	2 HARDY T foul personal (2 - 4)			0 WILLIS K foul drawn (2)
10:37	34 KALU K substitution out			
10:37	21 ONYEMA Z substitution in			
10:16				2 MANGUM D turnover (3)
09:57	11 LEMUS C 2pt FG from turnover in the paint, driving layup made (5)	<b>42-35</b>	<b>7</b>	
09:57	11 LEMUS C foul drawn (1)			0 WILLIS K foul shooting (2 - 8)
09:57				14 ALLEN W substitution out
09:57				22 CRAWFORD I substitution in
09:57	11 LEMUS C free throw 1 - 1 made (6)	<b>43-35</b>	<b>8</b>	
09:37		<b>43-37</b>	<b>6</b>	24 WILLIAMS C 2pt FG in the paint, floating jump shot made (14)
09:17	2 HARDY T foul drawn (4)			0 WILLIS K foul shooting (3 - 9)
09:17	2 HARDY T free throw 1 - 2 missed			
09:17	offensive dead ball rebound (4)			
09:17				2 MANGUM D substitution out
09:17				5 WILLIAMS T substitution out
09:17				13 GREEN D substitution in
09:17				20 CRAWFORD J substitution in
09:16	2 HARDY T free throw 2 - 2 missed			
09:14				22 CRAWFORD I defensive rebound (5)
09:05		<b>43-40</b>	<b>3</b>	0 WILLIS K 3pt FG , jump shot made (11)



**Louisiana Tech at UTEP**

12/17/22 Don Haskins Center, El Paso, Texas  
2022-23 Men's Basketball

**Game Time:** 6:00 PM  
**Game Duration:** 2:18  
**Attendance:** 4,768

**Officials:** Kerry Sitton, Chris Pacsi, Alexander Thompson

Game Time	UTEP	Score	Diff	LATH
09:05				20 CRAWFORD J assist (2)
08:48	11 LEMUS C foul drawn (2)			24 WILLIAMS C foul personal (2 - 10)
08:48	11 LEMUS C free throw 1 - 2 missed			
08:48	offensive dead ball rebound (5)			
08:48	2 HARDY T substitution out			
08:48	5 GIVANCE S substitution in			
08:48	11 LEMUS C free throw 2 - 2 made (7)	<b>44-40</b>	<b>4</b>	
08:30				24 WILLIAMS C 3pt FG , jump shot missed
08:27	5 GIVANCE S defensive rebound (5)			
08:23	4 MCKINNEY JR. M turnover lost ball (3)			24 WILLIAMS C steal (5)
08:22	11 LEMUS C foul personal (1 - 5)			24 WILLIAMS C foul drawn (6)
08:22				13 GREEN D substitution out
08:22				20 CRAWFORD J substitution out
08:22				2 MANGUM D substitution in
08:22				3 BULLOCK Q substitution in
08:16				2 MANGUM D substitution out
08:16				13 GREEN D substitution in
08:11				24 WILLIAMS C 3pt FG from turnover, jump shot missed
08:08	5 GIVANCE S defensive rebound (6)			
07:53	5 GIVANCE S 2pt FG in the paint, layup made (5)	<b>46-40</b>	<b>6</b>	
07:22				24 WILLIAMS C 3pt FG , pull up jump shot missed
07:19	11 LEMUS C defensive rebound (2)			
07:16	13 SOLOMON C foul drawn (1)			13 GREEN D foul shooting (5 - 11)
07:16	Timeout media			
07:16				13 GREEN D substitution out
07:16				2 MANGUM D substitution in
07:16	13 SOLOMON C free throw fast break 1 - 2 made (3)	<b>47-40</b>	<b>7</b>	
07:16	13 SOLOMON C free throw fast break 2 - 2 made (4)	<b>48-40</b>	<b>8</b>	
06:52				22 CRAWFORD I 2pt FG outside the paint, hook shot missed
06:48				22 CRAWFORD I offensive rebound (6)
06:47		<b>48-42</b>	<b>6</b>	22 CRAWFORD I 2pt FG second chance in the paint, layup made (6)
06:17	4 MCKINNEY JR. M turnover (4)			
06:14	5 GIVANCE S substitution out			
06:14	21 ONYEMA Z substitution out			
06:14	2 HARDY T substitution in			
06:14	34 KALU K substitution in			
06:01				0 WILLIS K 2pt FG from turnover outside the paint, hook shot missed
05:57	11 LEMUS C defensive rebound (3)			
05:40	13 SOLOMON C 2pt FG outside the paint, pull up jump shot made (6)	<b>50-42</b>	<b>8</b>	
05:22				3 BULLOCK Q turnover lost ball (2)
05:22				3 BULLOCK Q substitution out
05:22				4 STEWART K substitution in
04:58	2 HARDY T 2pt FG from turnover in the paint, jump shot missed			
04:54	13 SOLOMON C offensive rebound (3)			
04:38	2 HARDY T turnover (3)			
04:38				Timeout 60 Sec
04:23	13 SOLOMON C steal (2)			22 CRAWFORD I turnover lost ball (3)



**Louisiana Tech at UTEP**

12/17/22 Don Haskins Center, El Paso, Texas  
2022-23 Men's Basketball

**Game Time:** 6:00 PM  
**Game Duration:** 2:18  
**Attendance:** 4,768

**Officials:** Kerry Sitton, Chris Pacsi, Alexander Thompson

Game Time	UTEP	Score	Diff	LATH
04:17	11 LEMUS C 2pt FG from turnover outside the paint, floating jump shot missed			
04:10	4 MCKINNEY JR. M offensive rebound (4)			
04:10	4 MCKINNEY JR. M 2pt FG from turnover second chance in the paint, dunk, made (7)	<b>52-42</b>	<b>10</b>	
04:05		<b>52-44</b>	<b>8</b>	24 WILLIAMS C 2pt FG fast break in the paint, driving layup made (16)
03:37	2 HARDY T 2pt FG in the paint, layup made (15)	<b>54-44</b>	<b>10</b>	
03:37	13 SOLOMON C assist (3)			
03:26	2 HARDY T foul shooting (3 - 6)			22 CRAWFORD I foul drawn (1)
03:26	Timeout media			
03:26		<b>54-45</b>	<b>9</b>	22 CRAWFORD I free throw 1 - 2 made (7)
03:26		<b>54-46</b>	<b>8</b>	22 CRAWFORD I free throw 2 - 2 made (8)
03:14	34 KALU K 2pt FG in the paint, dunk, made (6)	<b>56-46</b>	<b>10</b>	
03:14	4 MCKINNEY JR. M assist (1)			
03:12				4 STEWART K substitution out
03:12				3 BULLOCK Q substitution in
03:00				2 MANGUM D 3pt FG , jump shot missed
02:57	34 KALU K defensive rebound (8)			
02:29	4 MCKINNEY JR. M 2pt FG outside the paint, jump shot missed			
02:24				3 BULLOCK Q defensive rebound (3)
02:20	34 KALU K foul personal (1 - 7)			2 MANGUM D foul drawn (3)
02:20	4 MCKINNEY JR. M substitution out			
02:20	5 GIVANCE S substitution in			
02:20		<b>56-47</b>	<b>9</b>	2 MANGUM D 1&1 free throw 1 made (3)
02:20		<b>56-48</b>	<b>8</b>	2 MANGUM D 1&1 free throw 2 made (4)
02:13	13 SOLOMON C turnover travel (3)			
01:59				0 WILLIS K 3pt FG from turnover, pull up jump shot missed
01:55				3 BULLOCK Q offensive rebound (4)
01:53				3 BULLOCK Q 2pt FG from turnover second chance in the paint, layup missed
01:51	13 SOLOMON C defensive rebound (4)			
01:31	5 GIVANCE S foul drawn (2)			24 WILLIAMS C foul personal (3 - 12)
01:31	5 GIVANCE S free throw 1 - 2 missed			
01:31	offensive dead ball rebound (6)			
01:31	11 LEMUS C substitution out			
01:31	23 FRAZIER III O substitution in			
01:31	5 GIVANCE S free throw 2 - 2 made (6)	<b>57-48</b>	<b>9</b>	
01:31				Timeout 30 Sec
01:24	23 FRAZIER III O substitution out			
01:24	4 MCKINNEY JR. M substitution in			
01:18	2 HARDY T foul personal (4 - 8)			22 CRAWFORD I foul drawn (2)
01:18				22 CRAWFORD I 1&1 free throw 1 missed
01:18	34 KALU K defensive rebound (9)			
01:16	34 KALU K foul drawn (6)			0 WILLIS K foul personal (4 - 13)
01:16	34 KALU K free throw fast break 1 - 2 missed			
01:16	offensive dead ball rebound (7)			
01:15	34 KALU K free throw fast break 2 - 2 missed			
01:14				22 CRAWFORD I defensive rebound (7)
01:06	5 GIVANCE S foul personal (3 - 9)			22 CRAWFORD I foul drawn (3)



**Louisiana Tech at UTEP**

12/17/22 Don Haskins Center, El Paso, Texas  
2022-23 Men's Basketball

**Game Time:** 6:00 PM  
**Game Duration:** 2:18  
**Attendance:** 4,768

**Officials:** Kerry Sitton, Chris Pacsi, Alexander Thompson

Game Time	UTEP	Score	Diff	LATH
01:06		<b>57-49</b>	<b>8</b>	22 CRAWFORD I 1&1 free throw 1 made (9)
01:06				0 WILLIS K substitution out
01:06				20 CRAWFORD J substitution in
01:06		<b>57-50</b>	<b>7</b>	22 CRAWFORD I 1&1 free throw 2 made (10)
01:01	13 SOLOMON C foul drawn (2)			2 MANGUM D foul personal (4 - 14)
01:01	13 SOLOMON C free throw fast break 1 - 2 missed			
01:01	offensive dead ball rebound (8)			
01:01				20 CRAWFORD J substitution out
01:01				0 WILLIS K substitution in
01:00	13 SOLOMON C free throw fast break 2 - 2 missed			
00:58				24 WILLIAMS C defensive rebound (4)
00:52				3 BULLOCK Q 2pt FG outside the paint, pull up jump shot missed
00:50				22 CRAWFORD I offensive rebound (8)
00:50	5 GIVANCE S foul shooting (4 - 10)			22 CRAWFORD I foul drawn (4)
00:50		<b>57-51</b>	<b>6</b>	22 CRAWFORD I free throw 1 - 2 made (11)
00:50				0 WILLIS K substitution out
00:50				2 MANGUM D substitution out
00:50				5 WILLIAMS T substitution in
00:50				20 CRAWFORD J substitution in
00:50		<b>57-52</b>	<b>5</b>	22 CRAWFORD I free throw 2 - 2 made (12)
00:49	34 KALU K substitution out			
00:49	23 FRAZIER III O substitution in			
00:49	2 HARDY T turnover lost ball (4)			20 CRAWFORD J steal (1)
00:45	2 HARDY T foul shooting (5 - 11)			3 BULLOCK Q foul drawn (2)
00:45	Timeout 60 Sec			
00:45	2 HARDY T substitution out			
00:45	11 LEMUS C substitution in			
00:45				3 BULLOCK Q free throw fast break 1 - 2 missed
00:45				offensive dead ball rebound (2)
00:45		<b>57-53</b>	<b>4</b>	3 BULLOCK Q free throw fast break 2 - 2 made (3)
00:39	4 MCKINNEY JR. M foul drawn (1)			3 BULLOCK Q foul personal (3 - 15)
00:39	4 MCKINNEY JR. M free throw 1 - 2 missed			
00:39	offensive dead ball rebound (9)			
00:39				3 BULLOCK Q substitution out
00:39				20 CRAWFORD J substitution out
00:39				0 WILLIS K substitution in
00:39				2 MANGUM D substitution in
00:38	4 MCKINNEY JR. M free throw 2 - 2 missed			
00:36				22 CRAWFORD I defensive rebound (9)
00:28				24 WILLIAMS C 2pt FG in the paint, jump shot missed
00:26				24 WILLIAMS C offensive rebound (5)
00:26	5 GIVANCE S foul personal (5 - 12)			24 WILLIAMS C foul drawn (7)
00:26	5 GIVANCE S substitution out			
00:26	12 SIBLEY J substitution in			
00:26				0 WILLIS K substitution out
00:26				2 MANGUM D substitution out
00:26				3 BULLOCK Q substitution in
00:26				20 CRAWFORD J substitution in



**Louisiana Tech at UTEP**

12/17/22 Don Haskins Center, El Paso, Texas  
2022-23 Men's Basketball

**Game Time:** 6:00 PM  
**Game Duration:** 2:18  
**Attendance:** 4,768

**Officials:** Kerry Sitton, Chris Pacsi, Alexander Thompson

Game Time	UTEP	Score	Diff	LATH
00:26				24 WILLIAMS C free throw 1 - 2 missed
00:26				offensive dead ball rebound (3)
00:26		<b>57-54</b>	<b>3</b>	24 WILLIAMS C free throw 2 - 2 made (17)
00:24	11 LEMUS C foul drawn (3)			3 BULLOCK Q foul personal (4 - 16)
00:24	11 LEMUS C free throw fast break 1 - 2 missed			
00:24	offensive dead ball rebound (10)			
00:24				3 BULLOCK Q substitution out
00:24				20 CRAWFORD J substitution out
00:24				0 WILLIS K substitution in
00:24				2 MANGUM D substitution in
00:24	11 LEMUS C free throw fast break 2 - 2 made (8)	<b>58-54</b>	<b>4</b>	
00:21	4 MCKINNEY JR. M foul personal (2 - 13)			24 WILLIAMS C foul drawn (8)
00:21				24 WILLIAMS C free throw fast break 1 - 2 missed
00:21				offensive dead ball rebound (4)
00:21				0 WILLIS K substitution out
00:21				2 MANGUM D substitution out
00:21				3 BULLOCK Q substitution in
00:21				20 CRAWFORD J substitution in
00:21		<b>58-55</b>	<b>3</b>	24 WILLIAMS C free throw fast break 2 - 2 made (18)
00:12	23 FRAZIER III O foul drawn (3)			24 WILLIAMS C foul personal (4 - 17)
00:12	23 FRAZIER III O free throw 1 - 2 missed			
00:12	offensive dead ball rebound (11)			
00:12				3 BULLOCK Q substitution out
00:12				20 CRAWFORD J substitution out
00:12				0 WILLIS K substitution in
00:12				2 MANGUM D substitution in
00:12	23 FRAZIER III O free throw 2 - 2 made (4)	<b>59-55</b>	<b>4</b>	
00:05				24 WILLIAMS C 2pt FG in the paint, driving layup missed
00:05	23 FRAZIER III O defensive rebound (2)			
00:05	23 FRAZIER III O foul drawn (4)			24 WILLIAMS C foul personal (5 - 18)
00:05				5 WILLIAMS T substitution out
00:05				24 WILLIAMS C substitution out
00:05				3 BULLOCK Q substitution in
00:05				20 CRAWFORD J substitution in
00:05	23 FRAZIER III O free throw fast break 1 - 2 missed			
00:05	offensive dead ball rebound (12)			
00:05	23 FRAZIER III O free throw fast break 2 - 2 made (5)	<b>60-55</b>	<b>5</b>	
<b>END OF GAME</b>				
<b>UTEP 60-55 LATH</b>				



Louisiana Tech at UTEP

12/17/22 Don Haskins Center, El Paso, Texas  
2022-23 Men's Basketball

Game Time: 6:00 PM  
Game Duration: 2:18  
Attendance: 4,768

Officials: Kerry Sitton, Chris Pacsi, Alexander Thompson

Louisiana Tech - 32

NO.	Name	F	Min	FG			3P			FT			Rebounds			Fouls		TP	AS	TO	ST	Blocks		+/-
				M-A	M-A	M-A	OR	DR	TOT	PF	FD	OR	DR	TOT	BS	BA								
14	Will Allen	F	05:03	0-0	0-0	0-0	0	0	0	0	0	0	1	0	0	0	0	0	0	0	0	0	-3	
22	Isaiah Crawford	F	16:57	1-2	0-0	6-7	2	5	7	1	4	8	0	1	1	1	0	0	1	1	0	0	4	
0	Keaston Willis	G	17:56	2-5	2-4	0-0	0	0	0	3	1	6	0	1	6	0	0	0	0	1	0	0	-10	
20	Jordan Crawford	G	04:08	0-1	0-1	0-0	0	0	0	0	0	0	0	0	0	1	1	1	1	0	0	0	7	
24	Cobe Williams	G	19:55	3-11	0-4	2-4	2	1	3	5	4	8	2	1	1	1	0	2	1	1	0	2	-1	
1	Kenny Hunter		02:03	0-0	0-0	0-0	0	0	0	1	0	0	0	0	0	0	0	0	0	0	0	0	-3	
2	Dravon Mangum		13:37	0-2	0-1	2-2	1	1	2	3	2	2	0	2	2	0	2	0	0	0	0	0	-6	
3	Quandre Bullock		09:25	1-3	0-0	1-2	1	1	2	2	1	3	1	2	3	1	2	0	0	0	0	0	3	
13	David Green		04:52	2-2	1-1	0-0	0	1	1	3	0	5	0	0	0	0	0	0	0	0	0	0	2	
5	Terran Williams		03:54	0-1	0-1	0-0	0	0	0	0	0	0	0	0	0	0	0	0	0	0	0	0	-1	
4	Kaleb Stewart		02:10	0-0	0-0	0-0	0	0	0	0	0	0	0	0	0	0	0	0	0	0	0	0	-2	
Team												1	1	2			0		0					
<b>Totals</b>				9-27	3-12	11-15	7	10	17	18	13	32	4	7	3	1	2							-2

Shooting By Period		
2nd FG%	9-27	33.3%
3PT%	3-12	25.0%
FT%	11-15	73.3%
GM FG%	9-27	33.3%
3PT%	3-12	25.0%
FT%	11-15	73.3%

Dead Ball Rebounds: 3, 0

Technical Fouls::NONE

UTEP - 34

NO.	Name	F	Min	FG			3P			FT			Rebounds			Fouls		TP	AS	TO	ST	Blocks		+/-
				M-A	M-A	M-A	OR	DR	TOT	PF	FD	OR	DR	TOT	BS	BA								
13	Calvin Solomon	F	14:15	1-1	0-0	2-4	1	1	2	1	2	4	1	2	4	1	2	2	2	1	0	0	2	
21	Ze'rik Onyema	F	06:58	0-0	0-0	0-0	0	0	0	0	0	0	0	0	0	0	0	0	0	0	1	0	0	
2	Tae Hardy	G	14:20	2-5	1-2	1-4	1	0	1	4	2	6	1	2	6	1	2	0	0	0	1	1	1	
4	Mario McKinney Jr.	G	16:43	2-3	0-0	0-2	1	1	2	1	1	4	1	2	4	1	2	0	0	0	0	0	5	
5	Shamar Givance	G	11:30	1-3	0-1	1-2	0	4	4	3	2	3	3	0	3	3	0	0	0	0	0	0	-3	
34	Kevin Kalu		12:13	2-2	0-0	1-4	1	2	3	1	3	5	0	1	5	0	1	0	0	0	0	0	2	
1	Jon Dos Anjos		05:45	0-1	0-1	1-2	0	0	0	1	2	1	0	0	1	0	0	0	0	0	0	0	0	
11	Carlos Lemus		14:33	2-3	1-1	3-5	0	3	3	1	3	8	0	0	0	0	0	0	0	0	0	0	3	
23	Otis Frazier III		03:17	0-1	0-1	3-6	0	1	1	1	3	3	0	0	0	0	0	0	0	0	0	0	-1	
12	Jamari Sibley		00:26	0-0	0-0	0-0	0	0	0	0	0	0	0	0	0	0	0	0	0	0	0	0	1	
Team												0	0	0			0		0					
<b>Totals</b>				10-19	2-6	12-29	4	12	16	13	18	34	6	7	2	2	1	2						2

Shooting By Period		
2nd FG%	10-19	52.6%
3PT%	2-6	33.3%
FT%	12-29	41.4%
GM FG%	10-19	52.6%
3PT%	2-6	33.3%
FT%	12-29	41.4%

Dead Ball Rebounds: 12, 0

Technical Fouls::NONE

	LATH	UTEP
Biggest lead	0 (1 <sup>st</sup> 20:00)	10 (2 <sup>nd</sup> 4:10)
Best Scoring Run	6(2 <sup>nd</sup> 0:26)	7(2 <sup>nd</sup> 9:57)
Lead Changes	0	
Times Tied	0	
Time with Lead	00:00	19:34

Points from	LATH	UTEP
Turnovers	3	7
Paint	12	14
Second Chance	7	3
Fast Breaks	4	4
Bench	10	17

	Period by Period Scoring		
	1st	2nd	TOT
LATH	23	32	55
UTEP	26	34	60



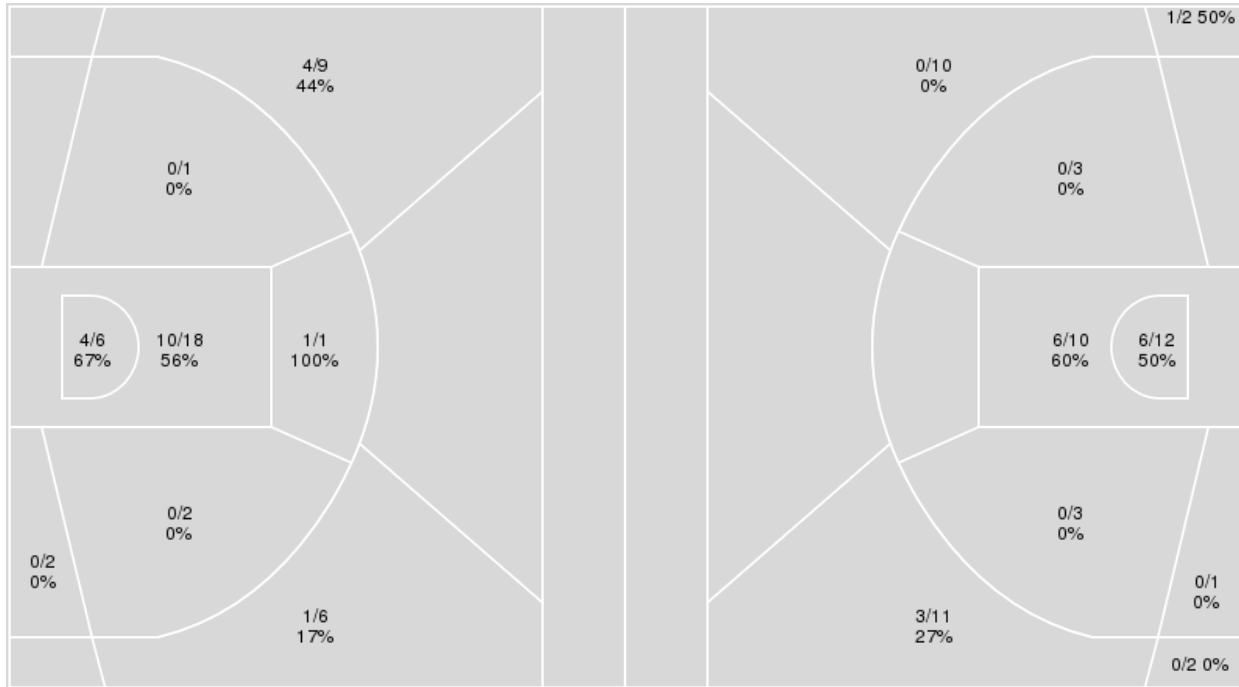
**Officials:** Kerry Sitton, Chris Pacsi, Alexander Thompson

{ Players => 0, 1, 2, 3, 4, 5, 11, 12, 13, 15, 20, 21, 23, 32, 34; } FG  
 Types => All; Results => All;

{ Players => 0, 1, 2, 3, 4, 5, 10, 11, 13, 14, 20, 22, 24, 34; } FG Types  
 => All; Results => All;

**UTEP**

**Louisiana Tech**



UTEP	M/A	%
Field Goals	20/45	44
2 Points	15/30	50
3 Points	5/15	33
Free Throws	15/37	41

Louisiana Tech	M/A	%
Field Goals	16/54	30
2 Points	12/29	41
3 Points	4/25	16
Free Throws	19/24	79



**Louisiana Tech at UTEP**

12/17/22 Don Haskins Center, El Paso, Texas  
2022-23 Men's Basketball

Game Time: 6:00 PM  
Game Duration: 2:18  
Attendance: 4,768

Officials: Kerry Sitton, Chris Pacsi, Alexander Thompson

**Louisiana Tech**

No	Name	Mins		Score		Points Diff		Points per Min		Assists		Rebounds		Steals		Turnovers	
		On	Off	On	Off	On	Off	On	Off	On	Off	On	Off	On	Off	On	Off
0	Keaston Willis	37:02	02:58	47 - 58	8 - 2	-11	6	1.27	2.70	6	1	38	1	10	1	20	0
1	Kenny Hunter	10:45	29:15	11 - 13	44 - 47	-2	-3	1.02	1.50	1	6	14	25	3	8	8	12
2	Dravon Mangum	25:53	14:07	37 - 37	18 - 23	0	-5	1.43	1.28	5	2	27	12	6	5	11	9
3	Quandre Bullock	16:26	23:34	26 - 29	29 - 31	-3	-2	1.58	1.23	2	5	15	24	3	8	9	11
4	Kaleb Stewart	04:35	35:25	4 - 6	51 - 54	-2	-3	0.87	1.44	0	7	2	37	2	9	2	18
5	Terran Williams	07:18	32:42	13 - 20	42 - 40	-7	2	1.78	1.28	1	6	4	35	2	9	5	15
13	David Green	10:13	29:47	19 - 15	36 - 45	4	-9	1.86	1.21	5	2	6	33	5	6	3	17
14	Will Allen	11:07	28:53	8 - 17	47 - 43	-9	4	0.72	1.63	1	6	11	28	2	9	7	13
20	Jordan Crawford	11:50	28:10	14 - 11	41 - 49	3	-8	1.18	1.46	2	5	12	27	5	6	8	12
22	Isaiah Crawford	27:45	12:15	41 - 39	14 - 21	2	-7	1.48	1.14	5	2	29	10	6	5	9	11
24	Cobe Williams	37:06	02:54	55 - 55	0 - 5	0	-5	1.48	0.00	7	0	37	2	11	0	18	2

**UTEP**

No	Name	Mins		Score		Points Diff		Points per Min		Assists		Rebounds		Steals		Turnovers	
		On	Off	On	Off	On	Off	On	Off	On	Off	On	Off	On	Off	On	Off
1	Jon Dos Anjos	14:56	25:04	21 - 17	39 - 38	4	1	1.41	1.56	5	8	15	20	3	5	5	13
2	Tae Hardy	29:35	10:25	48 - 43	12 - 12	5	0	1.62	1.15	12	1	23	12	8	0	13	5
3	Malik Zachery	01:47	38:13	0 - 2	60 - 53	-2	7	0.00	1.57	0	13	2	33	0	8	2	16
4	Mario McKinney Jr.	28:46	11:14	47 - 45	13 - 10	2	3	1.63	1.16	9	4	22	13	6	2	14	4
5	Shamar Givance	24:25	15:35	34 - 32	26 - 23	2	3	1.39	1.67	9	4	20	15	6	2	13	5
11	Carlos Lemus	22:17	17:43	31 - 30	29 - 25	1	4	1.39	1.64	5	8	26	9	3	5	10	8
12	Jamari Sibley	06:13	33:47	14 - 10	46 - 45	4	1	2.25	1.36	3	10	5	30	1	7	1	17
13	Calvin Solomon	25:04	14:56	39 - 38	21 - 17	1	4	1.56	1.41	8	5	20	15	5	3	13	5
21	Ze'rik Onyema	16:52	23:08	28 - 24	32 - 31	4	1	1.66	1.38	5	8	9	26	4	4	7	11
23	Otis Frazier III	07:46	32:14	9 - 6	51 - 49	3	2	1.16	1.58	1	12	8	27	0	8	2	16
34	Kevin Kalu	22:19	17:41	29 - 28	31 - 27	1	4	1.30	1.75	8	5	25	10	4	4	10	8

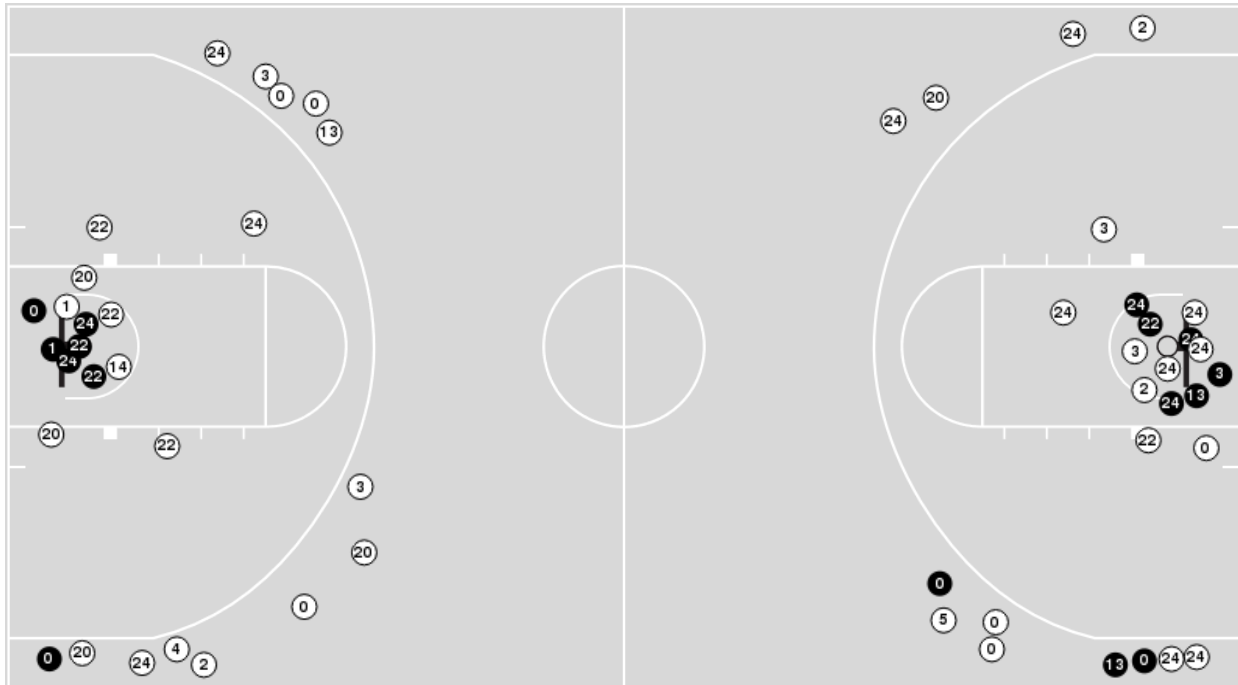


**Officials:** Kerry Sitton, Chris Pacsi, Alexander Thompson


Players => 0, 1, 2, 3, 4, 5, 10, 11, 13, 14, 20, 22, 24, 34FG Types=>AllResults=>All

### Louisiana Tech

#### All Field Goals



#### Blow Up Chart



● Made    ○ Missed    N - Player Number

Louisiana Tech	M/A	%
Field Goals	16/54	30
2 Points	12/29	41
3 Points	4/25	16
Free Throws	19/24	79

Louisiana Tech	M/A	%
Points in the Paint	24 (12 / 22)	55
Fast Break Points	10 (7/9)	78
Second Chance Points	15 (9/15)	60
Effective FG%	33	

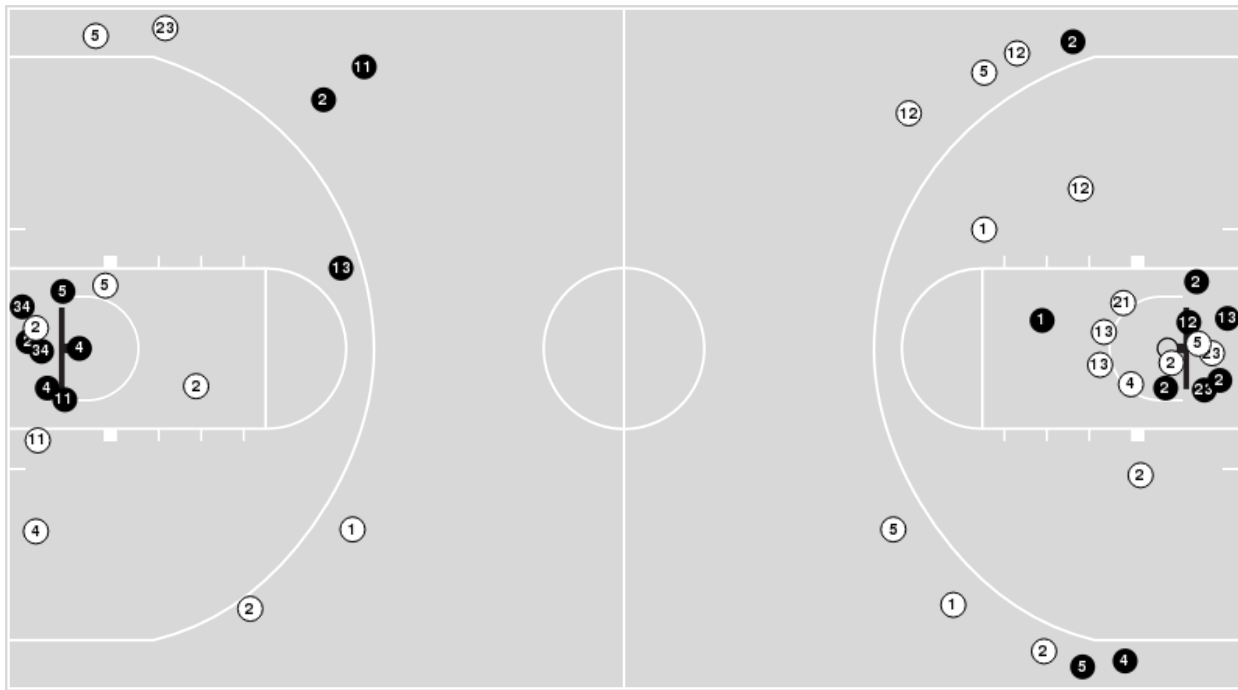


**Officials:** Kerry Sitton, Chris Pacsi, Alexander Thompson

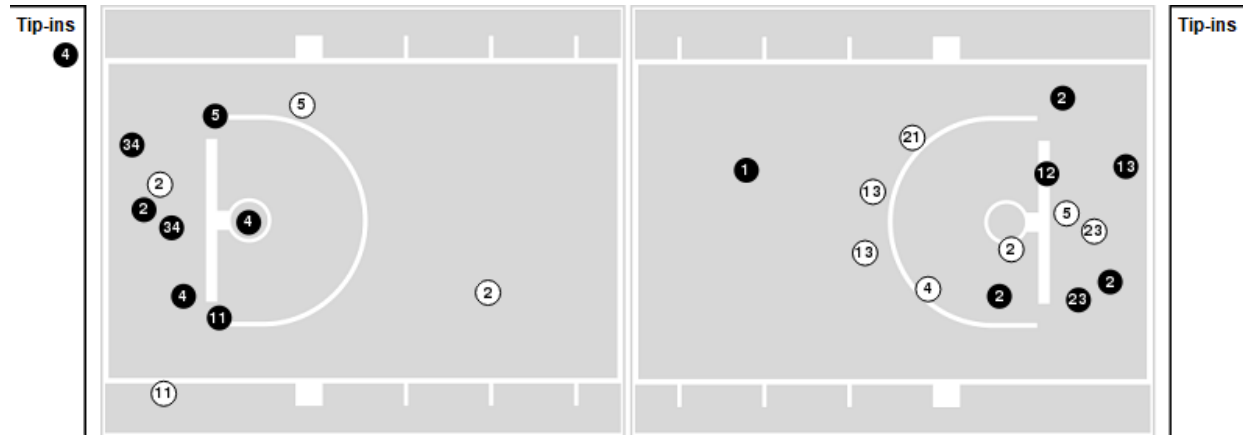
Players => 0, 1, 2, 3, 4, 5, 11, 12, 13, 15, 20, 21, 23, 32, 34 FG Types=>All Results=>All

**UTEP**

**All Field Goals**



**Blow Up Chart**



● Made ○ Missed N - Player Number

UTEP	M/A	%
Field Goals	20/45	44
2 Points	15/30	50
3 Points	5/15	33
Free Throws	15/37	41

UTEP	M/A	%
Points in the Paint	28 (14 / 24)	58
Fast Break Points	6 (5/12)	42
Second Chance Points	4 (3/8)	38
Effective FG%	50	



**Louisiana Tech at UTEP**

12/17/22 Don Haskins Center, El Paso, Texas  
2022-23 Men's Basketball

**Game Time:** 6:00 PM  
**Game Duration:** 2:18  
**Attendance:** 4,768

**Officials:** Kerry Sitton, Chris Pacsi, Alexander Thompson

**Louisiana Tech**

Lineup	Quarter On	Time On	Quarter Off	Time Off	Time on Court	Score	Score Diff	Reb	Stl	Tov	Ass	PPP
0- Willis K/ 14- Allen W/ 20- Crawford J/ 22- Crawford I/ 24- Williams C/	1	20:00	1	17:52	02:08	0-3	-3	1	0	2	0	0.0000
0- Willis K/ 1- Hunter K/ 2- Mangum D/ 20- Crawford J/ 24- Williams C/	1	17:52	1	15:27	02:25	4-0	4	3	2	1	1	0.8197
0- Willis K/ 1- Hunter K/ 2- Mangum D/ 3- Bullock Q/ 24- Williams C/	1	15:27	1	14:11	01:16	0-2	-2	1	0	0	0	0.0000
3- Bullock Q/ 5- Williams T/ 14- Allen W/ 20- Crawford J/ 22- Crawford I/	1	14:11	1	13:17	00:54	0-2	-2	0	0	0	0	0.0000
0- Willis K/ 2- Mangum D/ 13- Green D/ 20- Crawford J/ 22- Crawford I/	1	13:17	1	12:22	00:55	0-0	0	1	0	0	0	0.0000
0- Willis K/ 2- Mangum D/ 13- Green D/ 22- Crawford I/ 24- Williams C/	1	12:22	1	09:38	02:44	7-5	2	2	2	1	2	1.4000
0- Willis K/ 3- Bullock Q/ 13- Green D/ 22- Crawford I/ 24- Williams C/	1	09:38	1	09:17	00:21	0-2	-2	0	1	1	0	0.0000
0- Willis K/ 1- Hunter K/ 3- Bullock Q/ 22- Crawford I/ 24- Williams C/	1	09:17	1	09:00	00:17	2-0	2	1	0	0	0	2.2727
0- Willis K/ 1- Hunter K/ 3- Bullock Q/ 5- Williams T/ 24- Williams C/	1	09:00	1	08:31	00:29	1-2	-1	0	0	1	0	0.6944
0- Willis K/ 1- Hunter K/ 3- Bullock Q/ 5- Williams T/ 20- Crawford J/	1	08:31	1	08:05	00:26	0-2	-2	0	0	1	0	0.0000
0- Willis K/ 3- Bullock Q/ 5- Williams T/ 14- Allen W/ 20- Crawford J/	1	08:05	1	07:31	00:34	0-0	0	1	0	1	0	0.0000
0- Willis K/ 3- Bullock Q/ 5- Williams T/ 14- Allen W/ 24- Williams C/	1	07:31	1	06:30	01:01	3-4	-1	0	1	1	0	1.0417
0- Willis K/ 3- Bullock Q/ 14- Allen W/ 22- Crawford I/ 24- Williams C/	1	06:30	1	05:03	01:27	0-0	0	4	0	1	0	0.0000
0- Willis K/ 2- Mangum D/ 14- Allen W/ 22- Crawford I/ 24- Williams C/	1	05:03	1	05:03	00:00	0-0	0	0	0	0	0	0.0000
0- Willis K/ 1- Hunter K/ 2- Mangum D/ 22- Crawford I/ 24- Williams C/	1	05:03	1	03:30	01:33	2-3	-1	4	0	1	0	0.5000
0- Willis K/ 1- Hunter K/ 2- Mangum D/ 3- Bullock Q/ 24- Williams C/	1	03:30	1	03:14	00:16	2-0	2	0	0	0	0	2.2727
0- Willis K/ 1- Hunter K/ 2- Mangum D/ 20- Crawford J/ 24- Williams C/	1	03:14	1	02:54	00:20	0-1	-1	1	0	1	0	0.0000
0- Willis K/ 1- Hunter K/ 2- Mangum D/ 4- Stewart K/ 24- Williams C/	1	02:54	1	01:21	01:33	0-0	0	2	1	1	0	0.0000
0- Willis K/ 1- Hunter K/ 4- Stewart K/ 13- Green D/ 24- Williams C/	1	01:21	1	01:14	00:07	0-0	0	0	0	0	0	0.0000
0- Willis K/ 2- Mangum D/ 4- Stewart K/ 13- Green D/ 24- Williams C/	1	01:14	1	00:29	00:45	0-0	0	0	1	0	0	0.0000
0- Willis K/ 2- Mangum D/ 13- Green D/ 22- Crawford I/ 24- Williams C/	1	00:29	2	20:00	00:29	2-0	2	1	0	0	0	2.0000
0- Willis K/ 14- Allen W/ 20- Crawford J/ 22- Crawford I/ 24- Williams C/	2	20:00	2	17:25	02:35	2-1	1	4	1	1	0	0.6667
0- Willis K/ 1- Hunter K/ 2- Mangum D/ 20- Crawford J/ 24- Williams C/	2	17:25	2	17:19	00:06	0-0	0	0	0	1	0	0.0000
0- Willis K/ 1- Hunter K/ 2- Mangum D/ 3- Bullock Q/ 24- Williams C/	2	17:19	2	16:39	00:40	0-2	-2	1	0	1	0	0.0000
0- Willis K/ 2- Mangum D/ 3- Bullock Q/ 13- Green D/ 24- Williams C/	2	16:39	2	15:19	01:20	4-5	-1	0	0	1	1	1.3333
2- Mangum D/ 3- Bullock Q/ 13- Green D/ 22- Crawford I/ 24- Williams C/	2	15:19	2	13:42	01:37	3-0	3	1	0	0	1	3.0000
0- Willis K/ 1- Hunter K/ 2- Mangum D/ 22- Crawford I/ 24- Williams C/	2	13:42	2	12:25	01:17	0-1	-1	1	0	0	0	0.0000
0- Willis K/ 5- Williams T/ 14- Allen W/ 22- Crawford I/ 24- Williams C/	2	12:25	2	10:54	01:31	3-4	-1	0	0	0	1	1.5000
0- Willis K/ 2- Mangum D/ 5- Williams T/ 14- Allen W/ 24- Williams C/	2	10:54	2	09:57	00:57	0-3	-3	1	0	1	0	0.0000
0- Willis K/ 2- Mangum D/ 5- Williams T/ 22- Crawford I/ 24- Williams C/	2	09:57	2	09:17	00:40	2-1	1	0	0	0	0	2.0000
0- Willis K/ 13- Green D/ 20- Crawford J/ 22- Crawford I/ 24- Williams C/	2	09:17	2	08:22	00:55	3-1	2	1	1	0	1	1.5000
0- Willis K/ 2- Mangum D/ 3- Bullock Q/ 22- Crawford I/ 24- Williams C/	2	08:22	2	08:16	00:06	0-0	0	0	0	0	0	0.0000
0- Willis K/ 3- Bullock Q/ 13- Green D/ 22- Crawford I/ 24- Williams C/	2	08:16	2	07:16	01:00	0-2	-2	0	0	0	0	0.0000
0- Willis K/ 2- Mangum D/ 3- Bullock Q/ 22- Crawford I/ 24- Williams C/	2	07:16	2	05:22	01:54	2-4	-2	1	0	1	0	0.6667
0- Willis K/ 2- Mangum D/ 4- Stewart K/ 22- Crawford I/ 24- Williams C/	2	05:22	2	03:12	02:10	4-6	-2	0	0	1	0	1.3889
0- Willis K/ 2- Mangum D/ 3- Bullock Q/ 22- Crawford I/ 24- Williams C/	2	03:12	2	01:06	02:06	3-1	2	3	0	0	0	0.7979
2- Mangum D/ 3- Bullock Q/ 20- Crawford J/ 22- Crawford I/ 24- Williams C/	2	01:06	2	01:01	00:05	1-0	1	0	0	0	0	2.2727
0- Willis K/ 2- Mangum D/ 3- Bullock Q/ 22- Crawford I/ 24- Williams C/	2	01:01	2	00:50	00:10	1-0	1	2	0	0	0	2.2727
3- Bullock Q/ 5- Williams T/ 20- Crawford J/ 22- Crawford I/ 24- Williams C/	2	00:50	2	00:39	00:11	2-0	2	0	1	0	0	1.5152
0- Willis K/ 2- Mangum D/ 5- Williams T/ 22- Crawford I/ 24- Williams C/	2	00:39	2	00:26	00:14	0-0	0	2	0	0	0	0.0000
3- Bullock Q/ 5- Williams T/ 20- Crawford J/ 22- Crawford I/ 24- Williams C/	2	00:26	2	00:24	00:01	1-0	1	0	0	0	0	1.1364
0- Willis K/ 2- Mangum D/ 5- Williams T/ 22- Crawford I/ 24- Williams C/	2	00:24	2	00:21	00:03	0-1	-1	0	0	0	0	0.0000
3- Bullock Q/ 5- Williams T/ 20- Crawford J/ 22- Crawford I/ 24- Williams C/	2	00:21	2	00:12	00:10	1-0	1	0	0	0	0	2.2727
0- Willis K/ 2- Mangum D/ 5- Williams T/ 22- Crawford I/ 24- Williams C/	2	00:12	2	00:05	00:07	0-1	-1	0	0	0	0	0.0000
0- Willis K/ 2- Mangum D/ 3- Bullock Q/ 20- Crawford J/ 22- Crawford I/	2	00:05	2	00:00	00:05	0-1	-1	0	0	0	0	0.0000



**Louisiana Tech at UTEP**

12/17/22 Don Haskins Center, El Paso, Texas  
2022-23 Men's Basketball

**Game Time:** 6:00 PM  
**Game Duration:** 2:18  
**Attendance:** 4,768

**Officials:** Kerry Sitton, Chris Pacsi, Alexander Thompson

**UTEP**

Lineup	Quarter On	Time On	Quarter Off	Time Off	Time on Court	Score	Score Diff	Reb	Stl	Tov	Ass	PPP
2- Hardy T/ 4- McKinney Jr. M/ 5- Givance S/ 13- Solomon C/ 21- Onyema Z/	1	20:00	1	17:10	02:50	3-2	1	2	2	2	1	0.6000
2- Hardy T/ 4- McKinney Jr. M/ 5- Givance S/ 13- Solomon C/ 34- Kalu K/	1	17:10	1	16:02	01:08	0-2	-2	1	0	2	0	0.0000
1- Dos Anjos J/ 2- Hardy T/ 5- Givance S/ 23- Frazier III O/ 34- Kalu K/	1	16:02	1	14:11	01:51	2-0	2	2	0	0	0	1.0000
1- Dos Anjos J/ 5- Givance S/ 11- Lemus C/ 23- Frazier III O/ 34- Kalu K/	1	14:11	1	13:17	00:54	2-0	2	3	0	0	1	2.0000
1- Dos Anjos J/ 3- Zachery M/ 11- Lemus C/ 23- Frazier III O/ 34- Kalu K/	1	13:17	1	12:22	00:55	0-0	0	1	0	0	0	0.0000
3- Zachery M/ 4- McKinney Jr. M/ 11- Lemus C/ 13- Solomon C/ 34- Kalu K/	1	12:22	1	11:30	00:52	0-2	-2	1	0	2	0	0.0000
2- Hardy T/ 4- McKinney Jr. M/ 5- Givance S/ 13- Solomon C/ 21- Onyema Z/	1	11:30	1	09:17	02:13	7-5	2	0	1	1	2	1.4000
2- Hardy T/ 5- Givance S/ 12- Sibley J/ 13- Solomon C/ 21- Onyema Z/	1	09:17	1	08:31	00:46	2-3	-1	0	0	0	1	1.3889
1- Dos Anjos J/ 2- Hardy T/ 5- Givance S/ 12- Sibley J/ 21- Onyema Z/	1	08:31	1	08:05	00:26	2-0	2	0	0	0	1	2.0000
1- Dos Anjos J/ 2- Hardy T/ 4- McKinney Jr. M/ 12- Sibley J/ 21- Onyema Z/	1	08:05	1	06:30	01:35	4-3	1	0	1	1	0	1.1628
4- McKinney Jr. M/ 5- Givance S/ 12- Sibley J/ 13- Solomon C/ 21- Onyema Z/	1	06:30	1	05:52	00:38	0-0	0	1	0	0	0	0.0000
4- McKinney Jr. M/ 12- Sibley J/ 13- Solomon C/ 21- Onyema Z/ 23- Frazier III O/	1	05:52	1	05:03	00:49	0-0	0	0	0	0	0	0.0000
4- McKinney Jr. M/ 11- Lemus C/ 12- Sibley J/ 13- Solomon C/ 21- Onyema Z/	1	05:03	1	04:26	00:37	1-2	-1	1	0	0	0	1.1364
4- McKinney Jr. M/ 11- Lemus C/ 12- Sibley J/ 13- Solomon C/ 34- Kalu K/	1	04:26	1	04:26	00:00	0-0	0	0	0	0	0	0.0000
2- Hardy T/ 11- Lemus C/ 12- Sibley J/ 13- Solomon C/ 34- Kalu K/	1	04:26	1	03:30	00:56	2-0	2	2	0	0	1	0.8197
2- Hardy T/ 5- Givance S/ 11- Lemus C/ 13- Solomon C/ 34- Kalu K/	1	03:30	1	03:30	00:00	0-0	0	0	0	0	0	0.0000
1- Dos Anjos J/ 2- Hardy T/ 5- Givance S/ 11- Lemus C/ 34- Kalu K/	1	03:30	1	01:21	02:09	1-2	-1	3	2	2	0	0.2049
1- Dos Anjos J/ 2- Hardy T/ 4- McKinney Jr. M/ 11- Lemus C/ 34- Kalu K/	1	01:21	2	20:00	01:21	0-2	-2	2	0	1	0	0.0000
2- Hardy T/ 4- McKinney Jr. M/ 5- Givance S/ 13- Solomon C/ 21- Onyema Z/	2	20:00	2	17:25	02:35	1-2	-1	2	0	1	0	0.2577
2- Hardy T/ 4- McKinney Jr. M/ 5- Givance S/ 13- Solomon C/ 34- Kalu K/	2	17:25	2	16:39	00:46	2-0	2	0	1	0	1	1.0000
1- Dos Anjos J/ 2- Hardy T/ 4- McKinney Jr. M/ 5- Givance S/ 34- Kalu K/	2	16:39	2	15:19	01:20	5-4	1	0	0	0	2	2.5000
1- Dos Anjos J/ 5- Givance S/ 11- Lemus C/ 23- Frazier III O/ 34- Kalu K/	2	15:19	2	12:58	02:21	1-3	-2	1	0	1	0	0.3472
1- Dos Anjos J/ 2- Hardy T/ 4- McKinney Jr. M/ 11- Lemus C/ 34- Kalu K/	2	12:58	2	10:54	02:04	4-3	1	3	0	0	1	2.1277
2- Hardy T/ 4- McKinney Jr. M/ 11- Lemus C/ 13- Solomon C/ 34- Kalu K/	2	10:54	2	10:37	00:17	1-0	1	0	0	0	0	1.1364
2- Hardy T/ 4- McKinney Jr. M/ 11- Lemus C/ 13- Solomon C/ 21- Onyema Z/	2	10:37	2	08:48	01:49	3-5	-2	0	0	0	0	1.0870
4- McKinney Jr. M/ 5- Givance S/ 11- Lemus C/ 13- Solomon C/ 21- Onyema Z/	2	08:48	2	06:14	02:34	5-2	3	3	0	2	0	1.1574
2- Hardy T/ 4- McKinney Jr. M/ 11- Lemus C/ 13- Solomon C/ 34- Kalu K/	2	06:14	2	02:20	03:54	8-4	4	4	1	1	2	1.3333
2- Hardy T/ 5- Givance S/ 11- Lemus C/ 13- Solomon C/ 34- Kalu K/	2	02:20	2	01:31	00:49	0-2	-2	1	0	1	0	0.0000
2- Hardy T/ 5- Givance S/ 13- Solomon C/ 23- Frazier III O/ 34- Kalu K/	2	01:31	2	01:24	00:07	1-0	1	0	0	0	0	2.2727
2- Hardy T/ 4- McKinney Jr. M/ 5- Givance S/ 13- Solomon C/ 34- Kalu K/	2	01:24	2	00:49	00:35	0-4	-4	1	0	0	0	0.0000
2- Hardy T/ 4- McKinney Jr. M/ 5- Givance S/ 13- Solomon C/ 23- Frazier III O/	2	00:49	2	00:45	00:04	0-0	0	0	0	1	0	0.0000
4- McKinney Jr. M/ 5- Givance S/ 11- Lemus C/ 13- Solomon C/ 23- Frazier III O/	2	00:45	2	00:26	00:19	0-1	-1	0	0	0	0	0.0000
4- McKinney Jr. M/ 11- Lemus C/ 12- Sibley J/ 13- Solomon C/ 23- Frazier III O/	2	00:26	2	00:00	00:26	3-2	1	1	0	0	0	1.1364



**Officials:** Kerry Sitton, Chris Pacsi, Alexander Thompson

**Louisiana Tech**

Lineup	Time	Score	Score Diff	Pts/Min	Reb	Stl	Tov	Ass	PPP
0- Willis K/ 14- Allen W/ 20- Crawford J/ 22- Crawford I/ 24- Williams C/	04:43	2-4	-2	0.4240	5	1	3	0	0.3333
0- Willis K/ 2- Mangum D/ 3- Bullock Q/ 22- Crawford I/ 24- Williams C/	04:16	6-5	1	1.4063	6	0	1	0	0.8333
0- Willis K/ 2- Mangum D/ 13- Green D/ 22- Crawford I/ 24- Williams C/	03:13	9-5	4	2.7979	3	2	1	2	1.5000
0- Willis K/ 1- Hunter K/ 2- Mangum D/ 20- Crawford J/ 24- Williams C/	02:51	4-1	3	1.4035	4	2	3	1	0.5814
0- Willis K/ 1- Hunter K/ 2- Mangum D/ 22- Crawford I/ 24- Williams C/	02:50	2-4	-2	0.7059	5	0	1	0	0.3333
0- Willis K/ 1- Hunter K/ 2- Mangum D/ 3- Bullock Q/ 24- Williams C/	02:12	2-4	-2	0.9091	2	0	1	0	0.6944
0- Willis K/ 2- Mangum D/ 4- Stewart K/ 22- Crawford I/ 24- Williams C/	02:10	4-6	-2	1.8462	0	0	1	0	1.3889
2- Mangum D/ 3- Bullock Q/ 13- Green D/ 22- Crawford I/ 24- Williams C/	01:37	3-0	3	1.8557	1	0	0	1	3.0000
0- Willis K/ 1- Hunter K/ 2- Mangum D/ 4- Stewart K/ 24- Williams C/	01:33	0-0	0	0.0000	2	1	1	0	0.0000
0- Willis K/ 5- Williams T/ 14- Allen W/ 22- Crawford I/ 24- Williams C/	01:31	3-4	-1	1.9780	0	0	0	1	1.5000
0- Willis K/ 3- Bullock Q/ 14- Allen W/ 22- Crawford I/ 24- Williams C/	01:27	0-0	0	0.0000	4	0	1	0	0.0000
0- Willis K/ 3- Bullock Q/ 13- Green D/ 22- Crawford I/ 24- Williams C/	01:21	0-4	-4	0.0000	0	1	1	0	0.0000
0- Willis K/ 2- Mangum D/ 3- Bullock Q/ 13- Green D/ 24- Williams C/	01:20	4-5	-1	3.0000	0	0	1	1	1.3333
0- Willis K/ 2- Mangum D/ 5- Williams T/ 22- Crawford I/ 24- Williams C/	01:04	2-3	-1	1.8750	2	0	0	0	0.8197
0- Willis K/ 3- Bullock Q/ 5- Williams T/ 14- Allen W/ 24- Williams C/	01:01	3-4	-1	2.9508	0	1	1	0	1.0417
0- Willis K/ 2- Mangum D/ 5- Williams T/ 14- Allen W/ 24- Williams C/	00:57	0-3	-3	0.0000	1	0	1	0	0.0000
0- Willis K/ 2- Mangum D/ 13- Green D/ 20- Crawford J/ 22- Crawford I/	00:55	0-0	0	0.0000	1	0	0	0	0.0000
0- Willis K/ 13- Green D/ 20- Crawford J/ 22- Crawford I/ 24- Williams C/	00:55	3-1	2	3.2727	1	1	0	1	1.5000
3- Bullock Q/ 5- Williams T/ 14- Allen W/ 20- Crawford J/ 22- Crawford I/	00:54	0-2	-2	0.0000	0	0	0	0	0.0000
0- Willis K/ 2- Mangum D/ 4- Stewart K/ 13- Green D/ 24- Williams C/	00:45	0-0	0	0.0000	0	1	0	0	0.0000
0- Willis K/ 3- Bullock Q/ 5- Williams T/ 14- Allen W/ 20- Crawford J/	00:34	0-0	0	0.0000	1	0	1	0	0.0000
0- Willis K/ 1- Hunter K/ 3- Bullock Q/ 5- Williams T/ 24- Williams C/	00:29	1-2	-1	2.0690	0	0	1	0	0.6944
0- Willis K/ 1- Hunter K/ 3- Bullock Q/ 5- Williams T/ 20- Crawford J/	00:26	0-2	-2	0.0000	0	0	1	0	0.0000
3- Bullock Q/ 5- Williams T/ 20- Crawford J/ 22- Crawford I/ 24- Williams C/	00:22	4-0	4	10.9091	0	1	0	0	1.5152
0- Willis K/ 1- Hunter K/ 3- Bullock Q/ 22- Crawford I/ 24- Williams C/	00:17	2-0	2	7.0588	1	0	0	0	2.2727
0- Willis K/ 1- Hunter K/ 4- Stewart K/ 13- Green D/ 24- Williams C/	00:07	0-0	0	0.0000	0	0	0	0	0.0000
2- Mangum D/ 3- Bullock Q/ 20- Crawford J/ 22- Crawford I/ 24- Williams C/	00:05	1-0	1	12.0000	0	0	0	0	2.2727
0- Willis K/ 2- Mangum D/ 3- Bullock Q/ 20- Crawford J/ 22- Crawford I/	00:05	0-1	-1	0.0000	0	0	0	0	0.0000
0- Willis K/ 2- Mangum D/ 14- Allen W/ 22- Crawford I/ 24- Williams C/	00:00	0-0	0	NaN	0	0	0	0	0.0000



**Louisiana Tech at UTEP**

12/17/22 Don Haskins Center, El Paso, Texas  
2022-23 Men's Basketball

**Game Time:** 6:00 PM  
**Game Duration:** 2:18  
**Attendance:** 4,768

**Officials:** Kerry Sitton, Chris Pacsi, Alexander Thompson

**UTEP**

Lineup	Time	Score	Score Diff	Pts/Min	Reb	Stl	Tov	Ass	PPP
2- Hardy T/ 4- McKinney Jr. M/ 5- Givance S/ 13- Solomon C/ 21- Onyema Z/	07:38	11-9	2	1.4410	4	3	4	3	0.7925
2- Hardy T/ 4- McKinney Jr. M/ 11- Lemus C/ 13- Solomon C/ 34- Kalu K/	04:11	9-4	5	2.1514	4	1	1	2	1.3081
1- Dos Anjos J/ 2- Hardy T/ 4- McKinney Jr. M/ 11- Lemus C/ 34- Kalu K/	03:25	4-5	-1	1.1707	5	0	1	1	1.3889
1- Dos Anjos J/ 5- Givance S/ 11- Lemus C/ 23- Frazier III O/ 34- Kalu K/	03:15	3-3	0	0.9231	4	0	1	1	0.7732
4- McKinney Jr. M/ 5- Givance S/ 11- Lemus C/ 13- Solomon C/ 21- Onyema Z/	02:34	5-2	3	1.9481	3	0	2	0	1.1574
2- Hardy T/ 4- McKinney Jr. M/ 5- Givance S/ 13- Solomon C/ 34- Kalu K/	02:29	2-6	-4	0.8054	2	1	2	1	0.3472
1- Dos Anjos J/ 2- Hardy T/ 5- Givance S/ 11- Lemus C/ 34- Kalu K/	02:09	1-2	-1	0.4651	3	2	2	0	0.2049
1- Dos Anjos J/ 2- Hardy T/ 5- Givance S/ 23- Frazier III O/ 34- Kalu K/	01:51	2-0	2	1.0811	2	0	0	0	1.0000
2- Hardy T/ 4- McKinney Jr. M/ 11- Lemus C/ 13- Solomon C/ 21- Onyema Z/	01:49	3-5	-2	1.6514	0	0	0	0	1.0870
1- Dos Anjos J/ 2- Hardy T/ 4- McKinney Jr. M/ 12- Sibley J/ 21- Onyema Z/	01:35	4-3	1	2.5263	0	1	1	0	1.1628
1- Dos Anjos J/ 2- Hardy T/ 4- McKinney Jr. M/ 5- Givance S/ 34- Kalu K/	01:20	5-4	1	3.7500	0	0	0	2	2.5000
2- Hardy T/ 11- Lemus C/ 12- Sibley J/ 13- Solomon C/ 34- Kalu K/	00:56	2-0	2	2.1429	2	0	0	1	0.8197
1- Dos Anjos J/ 3- Zachery M/ 11- Lemus C/ 23- Frazier III O/ 34- Kalu K/	00:55	0-0	0	0.0000	1	0	0	0	0.0000
3- Zachery M/ 4- McKinney Jr. M/ 11- Lemus C/ 13- Solomon C/ 34- Kalu K/	00:52	0-2	-2	0.0000	1	0	2	0	0.0000
4- McKinney Jr. M/ 12- Sibley J/ 13- Solomon C/ 21- Onyema Z/ 23- Frazier III O/	00:49	0-0	0	0.0000	0	0	0	0	0.0000
2- Hardy T/ 5- Givance S/ 11- Lemus C/ 13- Solomon C/ 34- Kalu K/	00:49	0-2	-2	0.0000	1	0	1	0	0.0000
2- Hardy T/ 5- Givance S/ 12- Sibley J/ 13- Solomon C/ 21- Onyema Z/	00:46	2-3	-1	2.6087	0	0	0	1	1.3889
4- McKinney Jr. M/ 5- Givance S/ 12- Sibley J/ 13- Solomon C/ 21- Onyema Z/	00:38	0-0	0	0.0000	1	0	0	0	0.0000
4- McKinney Jr. M/ 11- Lemus C/ 12- Sibley J/ 13- Solomon C/ 21- Onyema Z/	00:37	1-2	-1	1.6216	1	0	0	0	1.1364
1- Dos Anjos J/ 2- Hardy T/ 5- Givance S/ 12- Sibley J/ 21- Onyema Z/	00:26	2-0	2	4.6154	0	0	0	1	2.0000
4- McKinney Jr. M/ 11- Lemus C/ 12- Sibley J/ 13- Solomon C/ 23- Frazier III O/	00:26	3-2	1	6.9231	1	0	0	0	1.1364
4- McKinney Jr. M/ 5- Givance S/ 11- Lemus C/ 13- Solomon C/ 23- Frazier III O/	00:19	0-1	-1	0.0000	0	0	0	0	0.0000
2- Hardy T/ 5- Givance S/ 13- Solomon C/ 23- Frazier III O/ 34- Kalu K/	00:07	1-0	1	8.5714	0	0	0	0	2.2727
2- Hardy T/ 4- McKinney Jr. M/ 5- Givance S/ 13- Solomon C/ 23- Frazier III O/	00:04	0-0	0	0.0000	0	0	1	0	0.0000
4- McKinney Jr. M/ 11- Lemus C/ 12- Sibley J/ 13- Solomon C/ 34- Kalu K/	00:00	0-0	0	NaN	0	0	0	0	0.0000