



UTEP BASKETBALL

UTEP at LA Tech | Sun., Dec. 18 | 1 p.m. MT | Thomas Assembly Center | Ruston, La.

GAME 10 AT LA TECH



UTEP Miners (7-2)

Head Coach: Kevin Baker (Stephen F. Austin, 1994)
Career Record: 202-105 (11th season)
Record at UTEP: 80-75 (6th season)
Home: 4-0 | **Road:** 2-1 | **Neutral:** 1-1 | **Streak:** W1



WHERE TO WATCH



LA TECH Lady Techsters (7-3)

Head Coach: Brooke Stoeher (LA Tech, 2002)
Career Record: 179-140 (11th season)
Record at LA Tech: 108-82 (7th season)
Home: 4-0 | **Road:** 1-1 | **Neutral:** 2-1 | **Streak:** W1

2022-23 SCHEDULE

Date	Opponent	Time/Result
Nov. 5	Western N.M. #	W, 72-59
Nov. 7	New Orleans	W, 83-55
Nov. 13	Kansas City	W, 68-59
Nov. 16	Texas Southern	W, 80-65
Nov. 19	Texas State	W, 72-68 (OT)
Nov. 25	vs. San Jose State \$	W, 67-54
Nov. 26	vs. Sacramento State \$	L, 63-50
Nov. 30	NM State	W, 65-61
Dec. 4	Air Force	L, 63-60
Dec. 13	NM State	W, 57-52
Dec. 18	LA Tech * (CUSA.tv)	1 p.m.
Dec. 29	UAB * (CUSA.tv)	7 p.m.
Dec. 31	Rice * (CUSA.tv)	1 p.m.
Jan. 7	LA Tech * (CUSA.tv)	1 p.m.
Jan. 11	UTSA *	6 p.m.
Jan. 14	Rice * (CUSA.tv)	1 p.m.
Jan. 16	Charlotte * (CUSA.tv)	1 p.m.
Jan. 19	FIU * (ESPN+)	5 p.m.
Jan. 21	Florida Atlantic * (CUSA.tv)	2 p.m.
Jan. 28	North Texas * (CUSA.tv)	1 p.m.
Feb. 2	Middle Tennessee * (CUSA.tv)	7 p.m.
Feb. 4	WKU * (ESPN+)	1 p.m.
Feb. 8	Charlotte * (ESPN+)	4 p.m.
Feb. 11	UTSA * (Stadium Plus)	1 p.m.
Feb. 16	UAB * (CUSA.tv)	5 p.m.
Feb. 18	North Texas * (ESPN+)	2:30 p.m.
Feb. 23	FIU * (CUSA.tv)	7 p.m.
Feb. 25	Florida Atlantic * (Stadium Plus) 1 p.m.	
March 2	WKU * (CUSA.tv)	5:30 p.m.
March 4	Middle Tennessee * (ESPN+)	1 p.m.

Bold denotes home game
 # Exhibition
 \$ Holiday Beach Classic (San Luis Obispo, Calif.)
 * Conference USA Game
 All Times Mountain

SERIES HISTORY

Overall: LA Tech, 16-8
Streak: LA Tech, W2
First Meeting: at LA Tech 90, UTEP 53, 1-5-02
Last Meeting: LA Tech 77, at UTEP 60, 2-17-22

ATHLETIC COMMUNICATIONS

ASSOCIATE DIRECTOR OF STRATEGIC COMMUNICATIONS
Sven Alskog
 sjalskog@utep.edu (e)
 425-314-5978 (c)
 915-747-6653 (o)

OFFICIAL WEBSITE: UTEPMINERS.com

OPENING TIP

» UTEP OPENS C-USA PLAY AT LA TECH ON SUNDAY

Following a solid non-conference performance, UTEP departs El Paso to play at LA Tech in the Conference USA opener for both sides on Sunday at 1 p.m. MT/2 p.m. CT. Both teams enter conference play with high expectations after quality efforts in out of league action. When the Lady Techsters (7-3) and Miners (7-2) take the floor, it will mark the second game played across the conference to this point in the season after Florida Atlantic topped FIU 70-60 back on Tuesday.

» SCOUTING LA TECH

LA Tech has won three of its last four games, picking up victories against George Washington, Alcorn State and South Alabama while dropping a 75-70 heartbreaker in overtime against SEC opponent Vanderbilt. The Lady Techsters were picked second in the C-USA Preseason Coaches' Poll after winning the West Division in 2021-22. Additionally, Keiunna Walker was chosen as the Preseason Player of the Year and has lived up to the billing by averaging 15.0 points, 3.3 rebounds, 2.0 assists and 1.1 steals per game this season. Anna Larr Roberson was also a Preseason All-Conference pick and the forward is second on the team with 13.6 points and 8.0 rebounds per game. Salma Bates is the primary distributor for the team, leading the way with 33 assists for the campaign. LA Tech is shooting 45.4 percent from the floor and limiting opponents to a 35.0 percent clip, ranking second in each category. The team moves the ball around well, leading the conference with 16.2 assists per game.

» EIGHT STRAIGHT WINS OVER THE AGGIES

With its 57-52 victory on Dec. 13, UTEP has now defeated NM State eight straight times dating back to a 63-57 win on Nov. 13, 2019 in Las Cruces. It marks the longest winning streak by either side in the history of the rivalry.

» QUALITY STRETCH IN C-USA OPENERS

The Miners have been tough to beat in league openers as of late, winning 11 of their last 13 conference openers and four of the last five. Since joining C-USA prior to the 2005-06 season, UTEP is 14-3 in games to begin conference.

» ENDING THE ROAD TRIP

UTEP is on the final leg of a three-game road trip that has taken the team to play at Air Force (Dec. 4), at NM State (Dec. 13) and now at LA Tech (Dec. 18). The next home game for the Miners is Dec. 29 versus UAB. The Miners will have only one home game from Nov. 20-Dec. 28, a stretch of 38 days.

LAST GAME'S STARTERS



JAZION JACKSON
 JR. / GUARD
 5-9

9.3 PPG
 4.7 RPG
 1.8 APG
 37.2 FG%
 62.5 FT%



N'YAH BOYD
 JR. / GUARD
 5-6

12.3 PPG
 4.4 RPG
 2.9 APG
 36.0 FG%
 69.2 FT%



AVERY CROUSE
 JR. / GUARD
 6-0

10.0 PPG
 3.8 RPG
 2.3 APG
 39.2 FG%
 70.4 FT%



ELINA ARIKE
 SO. / FORWARD
 6-2

10.2 PPG
 5.5 RPG
 1.3 APG
 40.8 FG%
 86.4 FT%



ADHEL TAG
 SO. / FORWARD
 6-0

6.3 PPG
 6.6 RPG
 1.1 APG
 46.3 FG%
 75.0 FT%

GAME NOTES

ALL-TIME SERIES VS. LA TECH

The Lady Techsters hold a 16-8 advantage head-to-head over the Miners. Last season, LA Tech took both games over UTEP, including a 68-65 finish in Ruston and a 77-60 result in El Paso. LA Tech has an 8-3 record in the all-time series at home. Prior to last season, the Miners had won two straight over the Lady Techsters.

WHERE TO FOLLOW

Fans can watch the action on Sunday on [CUSA.tv](#) with live stats available on the [LA Tech StatBroadcast Portal](#).

WINNING OUT OF CONFERENCE

UTEP posted its fourth straight winning record in non-conference action this season, going 7-2 in out of league games. Since the 2019-20 campaign, UTEP is 25-10 in such contests. The Miners also started the campaign 7-2 last year.

OPENING C-USA ON THE ROAD

Sunday will mark the first time since Jan. 5, 2019 that the Miners have started league play away from home. UTEP won that game by a 73-60 tally at UTSA. In an impressive stat, the Miners have never lost when starting C-USA action on the road, boasting a 6-0 mark.

WHEN LEADING AT THE HALF

UTEP is undefeated at 4-0 this season when taking the lead into the locker room.

IN TIGHT GAMES

The Miners have experienced plenty of success in close contests to this point, going 4-1 in games decided by 10 points or less, including a 3-1 record in tilts decided by five points or less.

ARIKE NETS SEASON HIGH

Forward **Elina Arike** scored a season-high 16 points with five rebounds, two blocks and two steals in 32 minutes in the win at NM State on Tuesday.

GOING WITH LENGTH

Over the past two games, UTEP has started three players standing at least 6-feet tall, including **Elina Arike** (6'2"), **Adhel Tac** (6'0") and **Avery Crouse** (6'0"). The added height is a change of pace from what has been a guard-heavy group in recent years.

DOUBLE-DIGIT CROUSE

Guard **Avery Crouse** has found her groove over the last five games, averaging 12.0 points and a steal per contest and reaching double figures in four out of the five games. During that stretch, she has increased her scoring average 2.0 points per game. In the last three games, Crouse is 15-of-26 from the field.

LA TECH BENCH DEPTH

The LA Tech bench is averaging 24.3 points per game this season.

ARIKE SWATTING SHOTS AWAY

Forward **Elina Arike** has rejected two shots in back-to-back games, tying a career high each time. Arike has blocked a pair of shots in five games in her career.

CROUSE FOR THREE

In her collegiate career, **Avery Crouse** has made 74 triples, ranking 18th in UTEP program history. This season, she has connected on 13 from downtown as she looks to eclipse her season best of 23 set in 2019-20 and 2021-22.

SCORING FROM VARIETY OF SOURCES

The Miners have not relied heavily on one player to carry the scoring load, with seven players averaging 6.3 points per game or more, including four in double figures.

BEST SHOOTING CLIP OF SEASON

UTEP experienced the most success to this point in the campaign from the floor in the win at NM State on Tuesday, going 20-of-43 (46.5 percent). The Miners have shot 40 percent or better five times.

ACCUMULATING CHARITY

The Miners have taken 15 or more shots at the stripe in every game this season, including 20 or more in eight of nine games and 30 or more twice in wins over New Orleans and Texas State inside the Don Haskins Center.

PLAYING ALL 40

In the win at NM State, **Avery Crouse** did not exit the floor throughout the duration of the game, playing all 40 minutes for the fourth time in her career. She has played in 91 games with 90 starts as a Miner. The 90 starts ranks ninth in program history.

UNDEFEATED AGAINST THE AGGIES

Over the course of her four seasons as a Miner, **Avery Crouse** is now 8-0 against rival NM State in the Battle of I-10.

GETTING TO THE LINE

UTEP is averaging 16.8 free throws made per game, ranking 15th nationally and third in Conference USA. The Miners are also averaging 23.6 free throw attempts per game, ranking 16th nationally and third in the conference.

JACKSON STEALS UPDATE

Junior guard **Jazion Jackson** is back in the lead in Conference USA and ranks 82nd nationally with 23 steals in her first season with the Miners. Jackson averages 2.6 steals per game, ranking third in C-USA and 60th nationally.

DEFENSIVE FOCUS

UTEP has yet to allow an opponent to score 70 points this season, including holding four teams below 60 points. Foes are averaging 60.0 points per game and have been forced into 18.8 turnovers per contest.

TRIO PLAYING MAJOR MINUTES

The trio of **Avery Crouse**, **N'Yah Boyd** and **Jazion Jackson** each ranks in the top-10 in C-USA in minutes played per game. Crouse averages 35.1, Boyd 32.0 and Jackson 30.6 per contest. Crouse and Jackson are the only two players on the roster who have started all nine games to this point.

WHAT'S NEXT

Following the holiday break, UTEP returns home on Dec. 29 to host UAB in the first game in the Don Haskins Center since a 65-61 win over NM State on Nov. 30.

HOME TICKET INFO

Tickets start at \$8 for regular season games while groups of 10 can purchase tickets for \$5 a piece. Fans can buy single-game tickets and season tickets (starting as low as \$65) for the new campaign at the Eisenberg Family Ticket Office by calling (915) 747-UTEP, visiting [UTEPMiners.com/tickets](#), by emailing tickets@utep.edu, or by stopping by in person at 500 W. University Ave., 79968 (Monday thru Friday from 8 a.m. to 5 p.m.).



C-USA PRESEASON POLL

UTEP was picked eighth in the C-USA Pre-season Coaches' Poll, however the Miners have the talent to compete against anyone in the league on a nightly basis. Last season, UTEP downed Middle Tennessee, which enters this year as the preseason favorite after receiving nine first-place votes in the poll. LA Tech followed in second and Charlotte was selected third with the other two first-place votes.

CONFERENCE MOVES TO 20 GAMES

With C-USA having 11 teams for basketball this season, the league has adjusted the schedule to feature 20 conference games. As part of the slate, each team will play each other twice, home and away. UTEP begins C-USA action on Dec. 18 at LA Tech and wraps things up on March 4 at Middle Tennessee.

BAKER WINS 200TH GAME

Kevin Baker won the 200th game of his collegiate career between his time at UT Tyler, Angelo State and UTEP on Nov. 25 against San Jose State. With the Miners, Baker has compiled 80 wins over the course of his first six seasons on the sideline. Including his time coaching high school basketball, Baker has 424 overall wins as a head coach.

UNDEFEATED WHEN HITTING 80

UTEP has never lost when scoring 80 or more points in a game under **Kevin Baker**. Since his first season in 2017-18, the Miners are 25-0 when eclipsing 80 points. The program has not lost a game when tallying 80 since Jan. 12, 2017, a stretch of 27 games.

LEADING AT THE HALF

Last season, the Miners went 11-2 when taking the lead into the break and are 4-0 this season.

ANOTHER STRONG NOVEMBER

UTEP went 6-1 in November this season, improving the record for the program in the month under **Kevin Baker** to 25-8 overall, including a 19-3 mark over the past four seasons.

UNDER 60 EQUALS WINS

UTEP is 39-13 when limiting the opposition to 60 points or less under **Kevin Baker**. The Miners have added four wins to the total already this season.

TEAM COMPARISON



UTEP	CATEGORY	LA TECH
7-2	Record	7-3
66.9	Scoring Offense	68.2
60.0	Scoring Defense	55.8
+6.9	Scoring Margin	+12.4
39.4	Field Goal Pct.	45.4
42.1	Field Goal Pct. Defense	35.0
29.2	3-Pt. Field Goal Pct.	28.0
29.5	3-Pt. Field Goal Pct. Defense	29.6
5.2	3-Pt. Field Goal Made/Game	3.5
71.2	Free Throw Pct.	77.0
16.8	Free Throw Made/Game	14.7
35.8	Rebound Avg.	38.3
+0.6	Rebound Margin	+5.5
12.3	Assists Avg.	16.2
14.0	Turnovers Avg.	15.2
7.7	Steals Avg.	7.2
1.6	Blocks Avg.	3.0

C-USA STANDINGS

TEAM	CONFERENCE	OVERALL
Florida Atlantic	1-0	7-1
Rice	0-0	8-0
UAB	0-0	6-1
UTEP	0-0	7-2
Middle Tennessee	0-0	7-2
LA Tech	0-0	7-3
Charlotte	0-0	4-4
WKU	0-0	3-5
UTSA	0-0	2-6
North Texas	0-0	2-6
FIU	0-1	4-4

Action Around The League (Dec. 18)

North Texas at Howard 12 p.m.
 *UTEP at LA Tech 1 p.m.

All times Mountain; Games thru Dec. 16
 *C-USA Game

UTEP IN THE RANKINGS

TEAM (TOP-100 NCAA TEAM RANKING)	VALUE	NCAA	C-USA
Fouls/game	15.8	95	2
Free throw attempts/game	23.6	16	3
Free throws made/game	16.8	15	3
Scoring defense	60.0	95	4
Turnover margin	+4.8	48	2
Turnovers forced/game	18.8	96	3
Turnovers/game	14.0	59	3
Winning percentage	77.8	68	4
















Games thru Dec. 15

UTEP'S RECORD WHEN ...

Overall	7-2
Against DI	7-2
Playing in OT	1-0
Playing at home	4-0
Playing on the road	2-1
Playing on a neutral court	1-1
Playing during the day	2-2
Playing at night	5-0
Playing C-USA foes	0-0
Playing C-USA home games	0-0
Playing C-USA road games	0-0
Playing C-USA neutral games	0-0
Playing nonconference foes	7-2
Playing nonconference home games	4-0
Playing nonconference road games	2-1
Playing nonconference neutral games	1-1
Playing on Mondays	1-0
Playing on Tuesdays	1-0
Playing on Wednesdays	2-0
Playing on Thursdays	0-0
Playing on Fridays	1-0
Playing on Saturdays	1-1
Playing on Sundays	1-1
Playing in November	6-1
Playing in December	1-1
Playing in January	0-0
Playing in February	0-0
Playing in March	0-0
Playing in the Central time zone	1-0
Playing in the Eastern time zone	0-0
Playing in the Mountain time zone	5-1
Playing in the Pacific time zone	1-1
Shooting 50% or better	0-0
Shooting 40% or better	4-1
Shooting less than 40%	3-1
Opponent shoots 50% or better	1-0
Opponent shoots 40% or better	3-1
Opponent shoots less than 40%	3-1
Shooting better than opponent	2-0
Shooting equal or worse than opponent	5-2
Outrebounding opponents	3-1
Tied or outrebounded	4-1
Ahead at halftime	4-0
Behind at halftime	3-2
Tied at halftime	0-0
Committing same or less turnovers	6-1
Committing more turnovers	1-1
Having 10 or more steals	2-0
Shooting better than 70% from the line	4-1
Scoring less than 70 points	4-2
Scoring between 50-59 points	1-1
Scoring between 60-69 points	2-1
Scoring between 70-79 points	1-0
Scoring 80 points or more	2-0
Allowing less than 70 points	7-2
Allowing between 50-59 points	4-0
Allowing between 60-69 points	2-2
Allowing between 70-79 points	0-0
Games decided by five points or less	3-1
Games decided by 6-10 points	1-0
Games decided by 11-19 points	2-1
Games decided by 20+ points	1-0



2022-23 UTEP BASKETBALL STATS & FACTS

0		MAHRI PETREE • JR. • G • 5-11 • DETROIT, MICH.	PPG 14.5	RPG 4.5	APG 1.0	FG% 34.8	3FG 25.0	FT% 100	<ul style="list-style-type: none"> • Multidisciplinary Studies major • Averaged 5.0 ppg and 2.6 rpg with 23 steals last season • Favorite food is mama's cooking • Dream vacation is Ireland • Favorite pro sports team is the Phoenix Mercury
1		JAZION JACKSON • JR. • G • 5-9 • DALLAS, TEXAS	PPG 9.3	RPG 4.7	APG 1.8	FG% 37.2	3FG 20.7	FT% 62.5	<ul style="list-style-type: none"> • Multidisciplinary Studies major • Averaged 9.2 ppg, 3.8 rpg, 2.9 apg and 1.1 spg last season at North Texas • Favorite TV show is Stranger Things • Hopes to play professionally and to one day be a coach • Favorite food is seafood
2		ERIN WILSON • JR. • G • 5-10 • AUBURNDALE, FLA.	PPG 2.8	RPG 1.1	APG 0.0	FG% 52.9	3FG 40.0	FT% 50.0	<ul style="list-style-type: none"> • Education major • Averaged 4.2 ppg and 3.2 rpg last season • Chicken wings are favorite food • Favorite pro team is the Dallas Wings • Dream job is to be a CEO
3		GRACE ALVAREZ • SO. • G • 5-8 • HOUSTON, TEXAS	PPG 1.7	RPG 0.4	APG 1.0	FG% 40.0	3FG 37.5	FT% 50.0	<ul style="list-style-type: none"> • Criminal Justice major • Appeared in 23 games off the bench last season as a freshman • Stranger Things is favorite TV show • Favorite food is BBQ • Dream job is to be a lawyer
4		VEONCE POWELL • SO. • G • 5-7 • MIAMI, FLA.	PPG -	RPG -	APG -	FG% -	3FG -	FT% -	<ul style="list-style-type: none"> • Geophysics major • Averaged 14.3 ppg and shot 43.3 percent on 3-pointers last season at Tyler JC • Won the NJCAA National Championship as a sophomore at Tyler JC • Dream job is to be a meteorologist • Favorite food is seafood
10		ZHANE THOMPSON • SO. • G • 5-8 • BURNSVILLE, MINN.	PPG -	RPG -	APG -	FG% -	3FG -	FT% -	<ul style="list-style-type: none"> • Undecided major • Averaged 13.1 ppg, 2.8 rpg, 1.7 apg and 1.4 spg last season at Seward County CC • Favorite pro team is the Los Angeles Lakers • Favorite food is buffalo wings • Dream vacation is the Bahamas
11		N'YAH BOYD • JR. • G • 5-6 • MESQUITE, TEXAS	PPG 13.1	RPG 5.0	APG 2.9	FG% 35.3	3FG 28.0	FT% 73.5	<ul style="list-style-type: none"> • General Business major • Played 26 games with 11 starts last season at Oklahoma State, tallying 47 assists • Favorite TV show is The Vampire Diaries • Enjoys seafood • Wants to be a realtor following college
12		THANIYA MARKS • JR. • F • 6-1 • BIRMINGHAM, ALA.	PPG 2.8	RPG 1.3	APG 0.1	FG% 60.0	3FG -	FT% 33.3	<ul style="list-style-type: none"> • Interdisciplinary Studies major • Averaged 5.5 ppg and 3.3 rpg last season at Georgia Southern • Dream job is to play professional basketball overseas • Favorite food is turkey necks and lima beans • Dream vacation is Jamaica
13		SABINE LIPE • SR. • G • 5-9 • LIEPAJA, LATVIA	PPG 3.9	RPG 1.6	APG 0.6	FG% 40.7	3FG 21.4	FT% 83.3	<ul style="list-style-type: none"> • Multidisciplinary Studies and Civil Engineering major • Pasta is favorite food • Dream vacation would be South Korea • Favorite TV show is Crash Landing on You • Hopes to work in an architecture firm one day
15		AVERY CROUSE • JR. • G • 6-0 • SACHSE, TEXAS	PPG 10.0	RPG 3.8	APG 2.3	FG% 39.2	3FG 37.1	FT% 70.4	<ul style="list-style-type: none"> • Multidisciplinary Studies major • Averaged 8.0 ppg and 3.6 rpg last season while racking up 29 steals • Favorite food is enchiladas • Dream vacation is to go to the Amalfi Coast in Italy • A fan of the Dallas Mavericks
21		ELINA ARIKE • SO. • F • 6-2 • HELSINKI, FINLAND	PPG 10.2	RPG 5.5	APG 1.3	FG% 40.8	3FG 50.0	FT% 86.4	<ul style="list-style-type: none"> • Media Advertising major • Averaged 8.8 ppg, 6.6 rpg and 1.6 apg last season • Friends is favorite TV show • Enjoys Italian food • Dream vacation is Bali or Bora Bora
23		ELIANA CABRAL • SR. • G • 5-10 • MONTIJO, PORTUGAL	PPG 6.5	RPG 2.7	APG 1.3	FG% 36.1	3FG 16.7	FT% 83.3	<ul style="list-style-type: none"> • Multidisciplinary Studies major • Averaged 3.8 ppg and 2.0 rpg with 20 steals last season • Favorite TV show is Game of Thrones • Maldives is dream vacation • Voted funniest on the team by her peers
24		ADHEL TAC • SO. • F • 6-0 • GARLAND, TEXAS	PPG 6.3	RPG 6.6	APG 1.1	FG% 46.3	3FG 50.0	FT% 75.0	<ul style="list-style-type: none"> • Public Health major • Appeared in 24 games off the bench last season, grabbing 32 rebounds • Favorite TV show is Grey's Anatomy • Enjoys pasta, African food and chicken • Dream job would be to be a physician assistant or to work in the NBA (media)
25		SOLEIL MONTROSE • FR. • G • 5-10 • IRVINE, CALIF.	PPG 5.6	RPG 2.4	APG 1.1	FG% 35.2	3FG 40.0	FT% 75.0	<ul style="list-style-type: none"> • Biological Sciences major • Averaged 8.0 ppg, 4.1 rpg, 2.2 apg and 1.7 spg as a senior at Mater Dei HS • Wants to be a doctor following college • Favorite food is pasta or Puerto Rican food • Favorite pro team is the Golden State Warriors
31		ADELA VALKOVA • JR. • F • 6-3 • BRNO, CZECH REPUBLIC	PPG 0.0	RPG 1.0	APG 0.0	FG% -	3FG -	FT% -	<ul style="list-style-type: none"> • Multidisciplinary Studies major • Averaged 12.3 ppg, 8.2 rpg and 1.9 bpg last season at Weatherford College • Favorite TV show is Criminal Minds • Dream job is to be a doctor • Enjoys Japanese food



2022-23 UTEP MINERS ROSTER

NUMERICAL

No.	Name	Ht.	Pos.	Cl.	Exp.	Hometown / Previous School
0	Mahri Petree	5-11	G	Jr.	1L	Detroit, Mich. / Bradley
1	Jazion Jackson	5-9	G	Jr.	TR	Dallas, Texas / North Texas
2	Erin Wilson	5-10	G	Jr.	1L	Auburndale, Fla. / Jacksonville
3	Grace Alvarez	5-8	G	So.	1L	Houston, Texas / Heights HS
4	Veonce Powell	5-7	G	So.	TR	Miami, Fla. / Tyler JC
10	Zhane Thompson	5-8	G	So.	TR	Burnsville, Minn. / Seward County CC
11	N'Yah Boyd	5-6	G	Jr.	TR	Mesquite, Texas / Oklahoma State
12	Thaniya Marks	6-1	F	Jr.	TR	Birmingham, Ala. / Georgia Southern
13	Sabine Lipe	5-9	G	Sr.	TR	Liepaja, Latvia / Northern Colorado
15	Avery Crouse	6-0	G	Jr.	3L	Sachse, Texas / Sachse HS
21	Elina Arike	6-2	F	So.	2L	Helsinki, Finland / Mäkelänrinne Upper Secondary
23	Eliana Cabral	5-10	G	Sr.	1L	Montijo, Portugal / New Mexico JC
24	Adhel Tac	6-0	F	So.	1L	Garland, Texas / TCU
25	Soleil Montrose	5-10	G	Fr.	HS	Irvine, Calif. / Mater Dei HS
31	Adela Valkova	6-3	F	Jr.	TR	Brno, Czech Republic / Weatherford College

ALPHBETICAL

No.	Name	Ht.	Pos.	Cl.	Exp.	Hometown / Previous School
3	Grace Alvarez	5-8	G	So.	1L	Houston, Texas / Heights HS
21	Elina Arike	6-2	F	So.	2L	Helsinki, Finland / Mäkelänrinne Upper Secondary
11	N'Yah Boyd	5-6	G	Jr.	TR	Mesquite, Texas / Oklahoma State
23	Eliana Cabral	5-10	G	Sr.	1L	Montijo, Portugal / New Mexico JC
15	Avery Crouse	6-0	G	Jr.	3L	Sachse, Texas / Sachse HS
1	Jazion Jackson	5-9	G	Jr.	TR	Dallas, Texas / North Texas
13	Sabine Lipe	5-9	G	Sr.	TR	Liepaja, Latvia / Northern Colorado
12	Thaniya Marks	6-1	F	Jr.	TR	Birmingham, Ala. / Georgia Southern
25	Soleil Montrose	5-10	G	Fr.	HS	Irvine, Calif. / Mater Dei HS
0	Mahri Petree	5-11	G	Jr.	1L	Detroit, Mich. / Bradley
4	Veonce Powell	5-7	G	So.	TR	Miami, Fla. / Tyler JC
24	Adhel Tac	6-0	F	So.	1L	Garland, Texas / TCU
10	Zhane Thompson	5-8	G	So.	TR	Burnsville, Minn. / Seward County CC
31	Adela Valkova	6-3	F	Jr.	TR	Brno, Czech Republic / Weatherford College
2	Erin Wilson	5-10	G	Jr.	1L	Auburndale, Fla. / Jacksonville

Coaching Staff

Head Coach: Kevin Baker (6th season; Stephen F. Austin, '94)

Associate Head Coach: Todd Buchanan

Assistant Coach/Director of Player Development: Heather Karner

Assistant Coach/Recruiting Coordinator: Lexi Murphy

Pronunciation Guide

#0	Mahri Petree	Mah-ree Pea-Tree
#1	Jazion Jackson	Jazz-ee-on
#10	Zhane Thompson	John-ay
#11	N'Yah Boyd	Nye-yuh
#12	Thaniya Marks	Tuh-nye-uh
#13	Sabine Lipe	Suh-bee-nay Lee-pay
#21	Elina Arike	Uh-lee-nuh Uh-ree-kay
#23	Eliana Cabral	El-ee-aw-nuh Cuh-brawl
#24	Adhel Tac	Adel Tack
#25	Soleil Montrose	So-lay

CAREER HIGHS

#3 GRACE ALVAREZ

PTS: _____ 6, 2x, last vs. New Orleans (11/7/22)
 REB: _____ 4, at FIU (1/29/22)
 AST: _____ 3, vs. New Orleans (11/7/22)
 STL: _____ 1, 4x, last vs. New Orleans (11/7/22)
 BLK: _____ -
 FG: _____ 2, 2x, last vs. New Orleans (11/7/22)
 FGA: _____ 9, vs. Seattle (11/26/21)
 3FG: _____ 2, 2x, last vs. New Orleans (11/7/22)
 3FGA: _____ 9, vs. Seattle (11/26/21)
 FT: _____ 2, at Rice (3/3/22)
 FTA: _____ 2, 3x, last vs. San Jose State (11/25/22)
 MIN: _____ 22, vs. Seattle (11/26/21)

#21 ELINA ARIKE

PTS: _____ 19, vs. North Dakota (11/13/21)
 REB: _____ 15, vs. North Dakota (11/13/21)
 AST: _____ 6, vs. Air Force (12/21/21)
 STL: _____ 3, vs. North Dakota (11/13/21)
 BLK: _____ 2, 5x, last at NM State (12/13/22)
 FG: _____ 7, 3x, last vs. North Dakota (11/13/21)
 FGA: _____ 16, at Rice (1/8/21)
 3FG: _____ 2, vs. Middle Tennessee (1/1/22)
 3FGA: _____ 5, vs. Middle Tennessee (1/1/22)
 FT: _____ 10, vs. Southern Miss (2/19/22)
 FTA: _____ 13, vs. Southern Miss (2/19/22)
 MIN: _____ 43, vs. Air Force (12/21/21)

#11 N'YAH BOYD

PTS: _____ *25, at Charlotte (2/13/20)
 REB: _____ 8, 4x, last vs. San Jose State (11/25/22)
 AST: _____ 7, 3x, last vs. Texa Southern (11/16/22)
 STL: _____ *5, vs. Marshall (2/26/21)
 BLK: _____ *1, at LA Tech (2/5/21)
 FG: _____ 9, 2x, last vs. Sacramento State (11/26/22)
 FGA: _____ 20, 2x, last vs. Sacramento State (11/26/22)
 3FG: _____ *5, at Marshall (2/29/20)
 3FGA: _____ 7, 2x, last vs. Texas State (11/19/22)
 FT: _____ 8, 2x, last vs. Texas State (11/19/22)
 FTA: _____ 10, 3x, last vs. Texas State (11/19/22)
 MIN: _____ 41, vs. Texas State (11/19/22)

#23 ELIANA CABRAL

PTS: _____ 15, vs. New Orleans (11/7/22)
 REB: _____ 7, vs. Seattle (11/26/21)
 AST: _____ 3, 3x, last vs. NM State (11/30/22)
 STL: _____ 4, vs. NM State (11/17/21)
 BLK: _____ 2, vs. NM State (11/30/22)
 FG: _____ 5, 2x, last vs. New Orleans (11/7/22)
 FGA: _____ 13, vs. New Orleans (11/7/22)
 3FG: _____ 2, 2x, last vs. New Orleans (11/7/22)
 3FGA: _____ 7, vs. New Orleans (11/7/22)
 FT: _____ 6, vs. Kansas (11/27/21)
 FTA: _____ 8, vs. Kansas (11/27/21)
 MIN: _____ 30, vs. Kansas (11/27/21)

#15 AVERY CROUSE

PTS: _____ 21, 2x, last vs. USM (2/29/20)
 REB: _____ 9, 3x, last vs. UAB (2/6/21)
 AST: _____ 5, 4x, last vs. NM State (11/30/22)
 STL: _____ 4, 3x, last at Utah State (12/13/20)
 BLK: _____ 3, vs. Tulsa (12/29/19)
 FG: _____ 8, at UTSA (2/20/20)
 FGA: _____ 18, vs. Incarnate Word (1/28/20)
 3FG: _____ 3, 6x, last at Air Force (12/4/22)
 3FGA: _____ 8, at Texas State (12/13/21)
 FT: _____ 7, 4x, last vs. Air Force (12/21/21)
 FTA: _____ 10, vs. Air Force (12/21/21)
 MIN: _____ 40, 4x, last at NM State (12/13/22)

#1 JAZION JACKSON

PTS: _____ *20, vs. Rice (3/4/21)
 REB: _____ 9, vs. Texas State (11/19/22)
 AST: _____ 8, 4x, last vs. New Orleans (11/7/22)
 STL: _____ 6, vs. New Orleans (11/7/22)
 BLK: _____ *2, 3x, last vs. Old Dominion (3/10/21)
 FG: _____ *8, 2x, last at UTEP (2/3/22)
 FGA: _____ *16, 2x, last at Missouri State (11/14/21)
 3FG: _____ *3, 2x, last at Baylor (12/29/21)
 3FGA: _____ 7, 3x, last vs. Texas State (11/19/22)
 FT: _____ *8, 2x, last at UTSA (2/5/22)
 FTA: _____ 10, 4x, last vs. Texas State (11/19/22)
 MIN: _____ *43, vs. UT Arlington (11/20/21)

#13 SABINE LIPE

PTS: _____ *16, 2x, last at Montana State (12/2/21)
 REB: _____ *10, 2x, last vs. Idaho State (3/8/22)
 AST: _____ 7, at UTSA (1/5/19)
 STL: _____ 3, 3x, last vs. Florida Atlantic (2/21/21)
 BLK: _____ 3, vs. Alcorn State (11/16/19)
 FG: _____ *6, at Montana State (12/2/21)
 FGA: _____ 11, vs. NM State (12/2/20)
 3FG: _____ 4, 2x, last at UTSA (1/30/21)
 3FGA: _____ *6, 4x last at Idaho State (1/29/22)
 FT: _____ *7, vs. Idaho State (3/8/22)
 FTA: _____ *7, vs. Idaho State (3/8/22)
 MIN: _____ 36, vs. NM State (11/25/20)

#12 THANIYA MARKS

PTS: _____ *11, 2x, last vs. Carver (12/13/21)
 REB: _____ *9, at Auburn (11/11/21)
 AST: _____ *2, vs. South Carolina State (11/26/21)
 STL: _____ *3, 2x, last at San Diego Christian (11/22/21)
 BLK: _____ *2, 2x, last vs. FIU (11/17/21)
 FG: _____ *5, vs. Carver (12/13/21)
 FGA: _____ 7, 3x, last vs. Texas Southern (11/16/22)
 3FG: _____
 3FGA: _____
 FT: _____ *6, vs. Arkansas State (12/30/21)
 FTA: _____ *8, at Auburn (11/11/21)
 MIN: _____ *26, at Kennesaw State (12/17/21)

#25 SOLEIL MONTROSE

PTS: _____ 23, vs. Texas Southern (11/16/22)
 REB: _____ 6, vs. Texas Southern (11/16/22)
 AST: _____ 4, vs. Texas State (11/19/22)
 STL: _____ 2, at Kansas City (11/13/22)
 BLK: _____ 2, at Air Force (12/4/22)
 FG: _____ 9, vs. Texas Southern (11/16/22)
 FGA: _____ 18, vs. Texas Southern (11/16/22)
 3FG: _____ 3, vs. Texas Southern (11/16/22)
 3FGA: _____ 5, vs. Texas State (11/19/22)
 FT: _____ 3, at Kansas City (11/13/22)
 FTA: _____ 4, at Kansas City (11/13/22)
 MIN: _____ 37, vs. Texas State (11/19/22)

#0 MAHRI PETREE

PTS: _____ 24, vs. New Orleans (11/7/22)
 REB: _____ *10, vs. Kansas City (11/25/20)
 AST: _____ *4, 3x, last at Evansville (1/15/21)
 STL: _____ 4, vs. LA Tech (2/17/22)
 BLK: _____ 2, 3x, last vs. NM State (11/17/21)
 FG: _____ *8, vs. Indiana State (3/5/21)
 FGA: _____ *17, vs. Indiana State (3/5/21)
 3FG: _____ 6, vs. Southern Miss (2/19/22)
 3FGA: _____ 10, vs. Southern Miss (2/19/22)
 FT: _____ 11, vs. New Orleans (11/7/22)
 FTA: _____ 11, vs. New Orleans (11/7/22)
 MIN: _____ *38, at Saint Louis (12/6/20)

#4 VEONCE POWELL

PTS: _____
 REB: _____
 AST: _____
 STL: _____
 BLK: _____
 FG: _____
 FGA: _____
 3FG: _____
 3FGA: _____
 FT: _____
 FTA: _____
 MIN: _____

#24 ADHEL TAC

PTS: _____ 11, at Kansas City (11/13/22)
 REB: _____ 11, vs. Texas State (11/19/22)
 AST: _____ 2, 5x last at NM State (12/13/22)
 STL: _____ 1, 7x, last at NM State (12/13/22)
 BLK: _____ 1, 3x, last at UTSA (12/20/22)
 FG: _____ 4, 3x, last at Air Force (12/4/22)
 FGA: _____ 10, at Kansas City (11/13/22)
 3FG: _____ 1, vs. NM State (11/30/22)
 3FGA: _____ 1, 4x, last vs. NM State (11/30/22)
 FT: _____ 4, vs. NM State (11/30/22)
 FTA: _____ 5, at Kansas City (11/13/22)
 MIN: _____ 33, at Kansas City (11/13/22)

#10 ZHANE THOMPSON

PTS: _____
 REB: _____
 AST: _____
 STL: _____
 BLK: _____
 FG: _____
 FGA: _____
 3FG: _____
 3FGA: _____
 FT: _____
 FTA: _____
 MIN: _____

#31 ADELA VALKOVA

PTS: _____
 REB: _____ 1, vs. San Jose State (11/25/22)
 AST: _____
 STL: _____
 BLK: _____
 FG: _____
 FGA: _____
 3FG: _____
 3FGA: _____
 FT: _____
 FTA: _____
 MIN: _____ 1, vs. San Jose State (11/25/22)

#2 ERIN WILSON

PTS: _____ *26, 2x, last vs. North Fla. (1/17/21)
 REB: _____ *11, vs. Bellarmine (2/7/21)
 AST: _____ *3, 2x, last vs. Bellarmine (2/6/21)
 STL: _____ *4, at Liberty (1/31/21)
 BLK: _____ *10, vs. Bellarmine (2/7/21)
 FG: _____ *1, 4x, last vs. North Dakota (11/13/21)
 FGA: _____ *20, vs. North Fla. (1/16/21)
 3FG: _____ *3, 2x, last at North Fla. (1/17/21)
 3FGA: _____ *9, at North Fla. (1/16/21)
 FT: _____ 5, 4x, last vs. Air Force (12/21/21)
 FTA: _____ *9, at North Fla. (1/16/21)
 MIN: _____ *37, vs. Bellarmine (2/6/21)

* Denotes Previous School

Player	Previous School
Mahri Petree	Bradley (2019-21)
Jazion Jackson	North Texas (2019-21)
Sabine Lipe	Northern Colorado (2021-22)
Erin Wilson	Jacksonville (2019-21)
N'Yah Boyd	Oklahoma State (2021-22), North Texas (2019-21)
Adhel Tac	TCU (2020-21)
Thaniya Marks	Georgia Southern (2021-22)



2022-23 OVERALL STATISTICS

Game Records

Record	Overall	Home	Away	Neutral
ALL GAMES	7-2	4-0	2-1	1-1
CONFERENCE	0-0	0-0	0-0	0-0
NON-CONFERENCE	7-2	4-0	2-1	1-1

Score by Periods

Team	1st	2nd	3rd	4th	OT	TOT
UTEP	121	156	156	152	17	602
Opponents	128	127	133	139	13	540

Team Box Score

No.	Player	Total			3-Point		F-Throw		Rebounds				PF DQ A TO BLK STL PTS AVG									
		GP-GS	MIN	AVG	FG-FGA	FG%	3FG-3FGA	3FG%	FT-FTA	FT%	OFF	DEF	TOT	AVG	PF	DQ	A	TO	BLK	STL	PTS	AVG
0	PETREE, Mahri	2-1	49:08	24.6	8-23	.348	1-4	.250	12-12	1.000	5	4	9	4.5	2	0	2	1	1	4	29	14.5
11	BOYD, N'Yah	8-8	253:47	31.7	32-89	.360	7-27	.259	27-39	.692	7	28	35	4.4	15	1	23	15	0	6	98	12.3
21	ARIKE, Elina	6-3	152:56	25.5	20-49	.408	2-4	.500	19-22	.864	14	19	33	5.5	8	0	8	13	6	5	61	10.2
15	CROUSE, Avery	9-9	315:17	35.0	29-74	.392	13-35	.371	19-27	.704	6	28	34	3.8	25	0	21	20	1	7	90	10.0
1	JACKSON, Jazion	9-9	276:33	30.7	29-78	.372	6-29	.207	20-32	.625	21	21	42	4.7	13	0	16	24	1	23	84	9.3
23	CABRAL, Eliana	6-1	106:55	17.8	13-36	.361	3-18	.167	10-12	.833	7	9	16	2.7	9	0	8	7	2	9	39	6.5
24	TAC, Adhel	9-8	195:21	21.7	19-41	.463	1-2	.500	18-24	.750	18	41	59	6.6	27	1	10	13	0	2	57	6.3
25	MONTROSE, Soleil	9-6	187:36	20.8	19-54	.352	6-15	.400	6-8	.750	7	15	22	2.4	13	0	10	7	2	3	50	5.6
13	LIPE, Sabine	9-0	112:27	12.5	11-27	.407	3-14	.214	10-12	.833	4	10	14	1.6	14	0	5	7	0	5	35	3.9
2	WILSON, Erin	9-0	78:25	8.7	9-17	.529	2-5	.400	5-10	.500	6	4	10	1.1	8	0	0	6	0	2	25	2.8
12	MARKS, Thaniya	8-0	54:33	6.8	9-15	.600	0-0	.000	4-12	.333	3	7	10	1.3	4	0	1	8	1	2	22	2.8
3	ALVAREZ, Grace	7-0	40:35	5.8	4-10	.400	3-8	.375	1-2	.500	1	2	3	0.4	4	0	7	2	0	1	12	1.7
31	VALKOVA, Adela	1-0	01:27	1.5	0-0	.000	0-0	.000	0-0	.000	0	1	1	1.0	0	0	0	0	0	0	0	0.0
Team											17	17	34					3				
Total		9	1825		202-513	.394	47-161	.292	151-212	.712	116	206	322	35.8	142	2	111	126	14	69	602	66.9
Opponents		9	1825		210-499	.421	43-146	.295	77-112	.688	92	225	317	35.2	196	5	97	169	40	61	540	60.0

Team Statistics

	UTEP	OPP
Scoring	602	540
Points per game	66.9	60.0
Scoring margin	+6.9	-
Field goals-att	202-513	210-499
Field goal pct	.394	.421
3 point fg-att	47-161	43-146
3-point FG pct	.292	.295
3-pt FG made per game	5.2	4.8
Free throws-att	151-212	77-112
Free throw pct	.712	.688
F-Throws made per game	16.8	8.6
Rebounds	322	317
Rebounds per game	35.8	35.2
Rebounding margin	+0.6	-
Assists	111	97
Assists per game	12.3	10.8
Turnovers	126	169
Turnovers per game	14.0	18.8
Turnover margin	+4.8	-
Assist/turnover ratio	0.9	0.6
Steals	69	61
Steals per game	7.7	6.8
Blocks	14	40
Blocks per game	1.6	4.4
Winning streak	1	-
Home win streak	4	-
Attendance	3310	1953
Home games-Avg/Game	4-828	3-651
Neutral site-Avg/Game	-	2-113

Team Results

Date	Opponent	Score	Att.
11/07/2022	New Orleans	W 83-55	758
11/13/2022	at Kansas City	W 68-59	403
11/16/2022	Texas Southern	W 80-65	711
11/19/2022	Texas St.	Wot 72-68	854
11/25/2022	vs San Jose St.	W 67-54	112
11/26/2022	vs Sacramento St.	L 50-63	113
11/30/2022	New Mexico St.	W 65-61	987
12/04/2022	at Air Force	L 60-63	742
12/13/2022	at New Mexico St.	W 57-52	808

2022-23 STATISTICS GAME-BY-GAME

Opponent	Date	Score	W	Total		3-Pointers		Free throws		Rebounds										
				FG-FGA	PCT	3FG-3FGA	PCT	FT-FTA	PCT	OFF	DEF	TOT	AVG	PF	A	TO	BLK	STL	PTS	AVG
New Orleans	11/07/2022	83-55	W	26-60	.433	8-20	.400	23-30	.767	15	16	31	31.0	14	21	11	0	17	83	83.0
at Kansas City	11/13/2022	68-59	W	24-68	.353	6-18	.333	14-21	.667	17	24	41	36.0	12	14	12	1	7	68	75.5
Texas Southern	11/16/2022	80-65	W	27-65	.415	5-18	.278	21-27	.778	18	20	38	36.7	23	13	15	1	11	80	77.0
Texas St.	11/19/2022	72-68	Wot	21-63	.333	6-27	.222	24-31	.774	14	37	51	40.3	16	11	12	0	4	72	75.8
vs San Jose St.	11/25/2022	67-54	W	24-56	.429	5-25	.200	14-23	.609	15	28	43	40.8	13	12	17	2	9	67	74.0
vs Sacramento St.	11/26/2022	50-63	L	17-51	.333	2-7	.286	14-20	.700	9	19	28	38.7	21	3	8	0	1	50	70.0
New Mexico St.	11/30/2022	65-61	W	21-53	.396	7-22	.318	16-20	.800	12	18	30	37.4	12	17	12	3	8	65	69.3
at Air Force	12/04/2022	60-63	L	22-54	.407	6-16	.375	10-15	.667	12	24	36	37.3	19	9	20	5	6	60	68.1
at New Mexico St.	12/13/2022	57-52	W	20-43	.465	2-8	.250	15-25	.600	4	20	24	35.8	12	11	19	2	6	57	66.9
Total		602		202-513	.394	47-161	.292	151-212	.712	116	206	322	35.8	142	111	126	14	69	602	66.9
Opponents		540		210-499	.421	43-146	.295	77-112	.688	92	225	317	35.2	196	97	169	40	61	540	60.0

UTEP Averages

Games Played	Points/game	FG Pct	3FG Pct	FT Pct	Rebounds/game	Assists/game	Turnovers/game	Assist/Turnover ratio	Steals/game	Blocks/game
9	66.9	39.4	29.2	71.2	35.8	12.3	14.0	0.9	7.7	1.6



2022-23 STATISTICS

Team Statistics

	UTEP	OPP
Scoring	602	540
Points per game	66.9	60.0
Scoring margin	+6.9	-
Field goals-att	202-513	210-499
Field goal pct	.394	.421
3 point fg-att	47-161	43-146
3-point FG pct	.292	.295
3-pt FG made per game	5.2	4.8
Free throws-att	151-212	77-112
Free throw pct	.712	.688
F-Throws made per game	16.8	8.6
Rebounds	322	317
Rebounds per game	35.8	35.2
Rebounding margin	+0.6	-
Assists	111	97
Assists per game	12.3	10.8
Turnovers	126	169
Turnovers per game	14.0	18.8
Turnover margin	+4.8	-
Assist/turnover ratio	0.9	0.6
Steals	69	61
Steals per game	7.7	6.8
Blocks	14	40
Blocks per game	1.6	4.4
Winning streak	1	-
Home win streak	4	-
Attendance	3310	1953
Home games-Avg/Game	4-828	3-651
Neutral site-Avg/Game	-	2-113

Score by Periods

Team	1st	2nd	3rd	4th	OT	TOT
UTEP	121	156	156	152	17	602
Opponents	128	127	133	139	13	540



2022-23 STATISTICS

UTEP - Game Highs

POINTS	83	New Orleans (11/07/2022)
	80	Texas Southern (11/16/2022)
	72	Texas St. (11/19/2022)
	68	at Kansas City (11/13/2022)
	67	vs San Jose St. (N) (11/25/2022)
FIELD GOALS MADE	27	Texas Southern (11/16/2022)
	26	New Orleans (11/07/2022)
FIELD GOAL ATTEMPTS	68	at Kansas City (11/13/2022)
	65	Texas Southern (11/16/2022)
FIELD GOAL PERCENTAGE	.465 (20-43)	at New Mexico St. (12/13/2022)
	.433 (26-60)	New Orleans (11/07/2022)
3 PT FG MADE	8	New Orleans (11/07/2022)
	7	New Mexico St. (11/30/2022)
3 PT FG ATTEMPTS	27	Texas St. (11/19/2022)
	25	vs San Jose St. (N) (11/25/2022)
3 PT FG PERCENTAGE	.400 (8-20)	New Orleans (11/07/2022)
	.375 (6-16)	at Air Force (12/04/2022)
FREE THROWS MADE	24	Texas St. (11/19/2022)
	23	New Orleans (11/07/2022)
FREE THROW ATTEMPTS	31	Texas St. (11/19/2022)
	30	New Orleans (11/07/2022)
FREE THROW PERCENTAGE	.800 (16-20)	New Mexico St. (11/30/2022)
	.778 (21-27)	Texas Southern (11/16/2022)
REBOUNDS	51	Texas St. (11/19/2022)
	43	vs San Jose St. (N) (11/25/2022)
ASSISTS	21	New Orleans (11/07/2022)
	17	New Mexico St. (11/30/2022)
STEALS	17	New Orleans (11/07/2022)
	11	Texas Southern (11/16/2022)
BLOCKED SHOTS	5	at Air Force (12/04/2022)
	3	New Mexico St. (11/30/2022)
TURNOVERS	20	at Air Force (12/04/2022)
	19	at New Mexico St. (12/13/2022)
FOULS	23	Texas Southern (11/16/2022)
	21	vs Sacramento St. (N) (11/26/2022)



2022-23 STATISTICS

Opponent - Game Highs

POINTS	68		Texas St. (11/19/2022)
	65		Texas Southern (11/16/2022)
	63		at Air Force (12/04/2022)
	63		vs Sacramento St. (N) (11/26/2022)
	61		New Mexico St. (11/30/2022)
FIELD GOALS MADE	27		Texas St. (11/19/2022)
	26		at Air Force (12/04/2022)
	26		New Mexico St. (11/30/2022)
FIELD GOAL ATTEMPTS	72		Texas St. (11/19/2022)
	61		at Kansas City (11/13/2022)
FIELD GOAL PERCENTAGE	.520	(26-50)	New Mexico St. (11/30/2022)
	.477	(21-44)	New Orleans (11/07/2022)
3 PT FG MADE	8		Texas St. (11/19/2022)
	8		New Orleans (11/07/2022)
3 PT FG ATTEMPTS	28		vs Sacramento St. (N) (11/26/2022)
	23		Texas St. (11/19/2022)
3 PT FG PERCENTAGE	.500	(3-6)	at Kansas City (11/13/2022)
	.381	(8-21)	New Orleans (11/07/2022)
FREE THROWS MADE	18		vs Sacramento St. (N) (11/26/2022)
	15		Texas Southern (11/16/2022)
FREE THROW ATTEMPTS	24		vs Sacramento St. (N) (11/26/2022)
	22		Texas Southern (11/16/2022)
FREE THROW PERCENTAGE	1.000	(7-7)	at New Mexico St. (12/13/2022)
	.750	(18-24)	vs Sacramento St. (N) (11/26/2022)
REBOUNDS	43		at Kansas City (11/13/2022)
	42		Texas St. (11/19/2022)
ASSISTS	16		Texas St. (11/19/2022)
	14		at Air Force (12/04/2022)
STEALS	11		vs San Jose St. (N) (11/25/2022)
	9		at Air Force (12/04/2022)
BLOCKED SHOTS	13		at Kansas City (11/13/2022)
	7		vs Sacramento St. (N) (11/26/2022)
TURNOVERS	33		New Orleans (11/07/2022)
	24		Texas Southern (11/16/2022)
FOULS	27		Texas Southern (11/16/2022)
	26		Texas St. (11/19/2022)

2022-23 STATISTICS

UTEP - Game Lows

POINTS	50	vs Sacramento St. (N) (11/26/2022)
	57	at New Mexico St. (12/13/2022)
	60	at Air Force (12/04/2022)
	65	New Mexico St. (11/30/2022)
	67	vs San Jose St. (N) (11/25/2022)
FIELD GOALS MADE	17	vs Sacramento St. (N) (11/26/2022)
	20	at New Mexico St. (12/13/2022)
FIELD GOAL ATTEMPTS	43	at New Mexico St. (12/13/2022)
	51	vs Sacramento St. (N) (11/26/2022)
FIELD GOAL PERCENTAGE	.333 (21-63)	Texas St. (11/19/2022)
	.333 (17-51)	vs Sacramento St. (N) (11/26/2022)
3 PT FG MADE	2	at New Mexico St. (12/13/2022)
	2	vs Sacramento St. (N) (11/26/2022)
3 PT FG ATTEMPTS	7	vs Sacramento St. (N) (11/26/2022)
	8	at New Mexico St. (12/13/2022)
3 PT FG PERCENTAGE	.200 (5-25)	vs San Jose St. (N) (11/25/2022)
	.222 (6-27)	Texas St. (11/19/2022)
FREE THROWS MADE	10	at Air Force (12/04/2022)
	14	vs Sacramento St. (N) (11/26/2022)
	14	vs San Jose St. (N) (11/25/2022)
	14	at Kansas City (11/13/2022)
FREE THROW ATTEMPTS	15	at Air Force (12/04/2022)
	20	New Mexico St. (11/30/2022)
	20	vs Sacramento St. (N) (11/26/2022)
FREE THROW PERCENTAGE	.600 (15-25)	at New Mexico St. (12/13/2022)
	.609 (14-23)	vs San Jose St. (N) (11/25/2022)
REBOUNDS	24	at New Mexico St. (12/13/2022)
	28	vs Sacramento St. (N) (11/26/2022)
ASSISTS	3	vs Sacramento St. (N) (11/26/2022)
	9	at Air Force (12/04/2022)
STEALS	1	vs Sacramento St. (N) (11/26/2022)
	4	Texas St. (11/19/2022)
BLOCKED SHOTS	0	vs Sacramento St. (N) (11/26/2022)
	0	Texas St. (11/19/2022)
	0	New Orleans (11/07/2022)
TURNOVERS	8	vs Sacramento St. (N) (11/26/2022)
	11	New Orleans (11/07/2022)
FOULS	12	at New Mexico St. (12/13/2022)
	12	at Kansas City (11/13/2022)



2022-23 STATISTICS

Opponent - Game Lows

POINTS	52		at New Mexico St. (12/13/2022)
	54		vs San Jose St. (N) (11/25/2022)
	55		New Orleans (11/07/2022)
	59		at Kansas City (11/13/2022)
	61		New Mexico St. (11/30/2022)
FIELD GOALS MADE	19		vs Sacramento St. (N) (11/26/2022)
	21		at New Mexico St. (12/13/2022)
	21		New Orleans (11/07/2022)
FIELD GOAL ATTEMPTS	44		New Orleans (11/07/2022)
	48		vs Sacramento St. (N) (11/26/2022)
FIELD GOAL PERCENTAGE	.368	(21-57)	at New Mexico St. (12/13/2022)
	.375	(27-72)	Texas St. (11/19/2022)
3 PT FG MADE	1		vs San Jose St. (N) (11/25/2022)
	3		at New Mexico St. (12/13/2022)
	3		at Air Force (12/04/2022)
	3		at Kansas City (11/13/2022)
3 PT FG ATTEMPTS	6		at Kansas City (11/13/2022)
	11		at Air Force (12/04/2022)
	11		New Mexico St. (11/30/2022)
3 PT FG PERCENTAGE	.077	(1-13)	vs San Jose St. (N) (11/25/2022)
	.200	(3-15)	at New Mexico St. (12/13/2022)
FREE THROWS MADE	5		New Mexico St. (11/30/2022)
	5		vs San Jose St. (N) (11/25/2022)
	5		New Orleans (11/07/2022)
FREE THROW ATTEMPTS	7		at New Mexico St. (12/13/2022)
	7		New Mexico St. (11/30/2022)
FREE THROW PERCENTAGE	.556	(5-9)	vs San Jose St. (N) (11/25/2022)
	.571	(8-14)	at Air Force (12/04/2022)
REBOUNDS	28		at New Mexico St. (12/13/2022)
	30		New Mexico St. (11/30/2022)
ASSISTS	6		at Kansas City (11/13/2022)
	7		at New Mexico St. (12/13/2022)
STEALS	5		vs Sacramento St. (N) (11/26/2022)
	5		Texas St. (11/19/2022)
	5		Texas Southern (11/16/2022)
BLOCKED SHOTS	2		at New Mexico St. (12/13/2022)
	2		at Air Force (12/04/2022)
	2		New Mexico St. (11/30/2022)
	2		vs San Jose St. (N) (11/25/2022)
TURNOVERS	9		Texas St. (11/19/2022)
	13		at Air Force (12/04/2022)
FOULS	15		at Air Force (12/04/2022)
	16		vs Sacramento St. (N) (11/26/2022)

2022-23 CATEGORY LEADERS

Points

##	Player	G	Pts	Pts/G
11	Boyd, N'Yah	8	98	12.3
15	Crouse, Avery	9	90	10.0
1	Jackson, Jazion	9	84	9.3
21	Arike, Elina	6	61	10.2
24	Tac, Adhel	9	57	6.3
25	Montrose, Soleil	9	50	5.6
23	Cabral, Eliana	6	39	6.5
13	Lipe, Sabine	9	35	3.9
0	Petree, Mahri	2	29	14.5
2	Wilson, Erin	9	25	2.8
12	Marks, Thaniya	8	22	2.8
3	Alvarez, Grace	7	12	1.7

Scoring Average

##	Player	G	Pts	Pts/G
0	Petree, Mahri	2	29	14.5
11	Boyd, N'Yah	8	98	12.3
21	Arike, Elina	6	61	10.2
15	Crouse, Avery	9	90	10.0
1	Jackson, Jazion	9	84	9.3
23	Cabral, Eliana	6	39	6.5
24	Tac, Adhel	9	57	6.3
25	Montrose, Soleil	9	50	5.6
13	Lipe, Sabine	9	35	3.9
2	Wilson, Erin	9	25	2.8
12	Marks, Thaniya	8	22	2.8
3	Alvarez, Grace	7	12	1.7

Field Goal Percentage

##	Player	FG	Att	Pct
12	Marks, Thaniya	9	15	.600
2	Wilson, Erin	9	17	.529
24	Tac, Adhel	19	41	.463
21	Arike, Elina	20	49	.408
13	Lipe, Sabine	11	27	.407
3	Alvarez, Grace	4	10	.400
15	Crouse, Avery	29	74	.392
1	Jackson, Jazion	29	78	.372
23	Cabral, Eliana	13	36	.361
11	Boyd, N'Yah	32	89	.360
25	Montrose, Soleil	19	54	.352
0	Petree, Mahri	8	23	.348

Field Goal Attempts

##	Player	G	Att	Att/G
11	Boyd, N'Yah	8	89	11.1
1	Jackson, Jazion	9	78	8.7
15	Crouse, Avery	9	74	8.2
25	Montrose, Soleil	9	54	6.0
21	Arike, Elina	6	49	8.2

Field Goals Made

##	Player	G	Made	Made/G
11	Boyd, N'Yah	8	32	4.0
15	Crouse, Avery	9	29	3.2
1	Jackson, Jazion	9	29	3.2
21	Arike, Elina	6	20	3.3
24	Tac, Adhel	9	19	2.1

3-Point FG Percentage

##	Player	3FG	Att	Pct
24	Tac, Adhel	1	2	.500
21	Arike, Elina	2	4	.500
25	Montrose, Soleil	6	15	.400
2	Wilson, Erin	2	5	.400
3	Alvarez, Grace	3	8	.375
15	Crouse, Avery	13	35	.371
11	Boyd, N'Yah	7	27	.259
0	Petree, Mahri	1	4	.250
13	Lipe, Sabine	3	14	.214
1	Jackson, Jazion	6	29	.207
23	Cabral, Eliana	3	18	.167

3-Point FG Attempts

##	Player	G	Att	Att/G
15	Crouse, Avery	9	35	3.9
1	Jackson, Jazion	9	29	3.2
11	Boyd, N'Yah	8	27	3.4
23	Cabral, Eliana	6	18	3.0
25	Montrose, Soleil	9	15	1.7

3-Point FG Made

##	Player	G	Made	Made/G
15	Crouse, Avery	9	13	1.4
11	Boyd, N'Yah	8	7	0.9
1	Jackson, Jazion	9	6	0.7
25	Montrose, Soleil	9	6	0.7
23	Cabral, Eliana	6	3	0.5



2022-23 CATEGORY LEADERS

Free Throw Percentage

##	Player	Made	Att	Pct
0	Petree, Mahri	12	12	1.000
21	Arike, Elina	19	22	.864
23	Cabral, Eliana	10	12	.833
13	Lipe, Sabine	10	12	.833
24	Tac, Adhel	18	24	.750
25	Montrose, Soleil	6	8	.750
15	Crouse, Avery	19	27	.704
11	Boyd, N'Yah	27	39	.692
1	Jackson, Jazion	20	32	.625
2	Wilson, Erin	5	10	.500
3	Alvarez, Grace	1	2	.500
12	Marks, Thaniya	4	12	.333

Free Throw Attempts

##	Player	G	Att	Att/G
11	Boyd, N'Yah	8	39	4.9
1	Jackson, Jazion	9	32	3.6
15	Crouse, Avery	9	27	3.0
24	Tac, Adhel	9	24	2.7
21	Arike, Elina	6	22	3.7

Free Throws Made

##	Player	G	Made	Made/G
11	Boyd, N'Yah	8	27	3.4
1	Jackson, Jazion	9	20	2.2
21	Arike, Elina	6	19	3.2
15	Crouse, Avery	9	19	2.1
24	Tac, Adhel	9	18	2.0

Rebounds

##	Player	G	Reb	Reb/G
24	Tac, Adhel	9	59	6.6
1	Jackson, Jazion	9	42	4.7
11	Boyd, N'Yah	8	35	4.4
15	Crouse, Avery	9	34	3.8
21	Arike, Elina	6	33	5.5

Assists

##	Player	G	Ast	Ast/G
11	Boyd, N'Yah	8	23	2.9
15	Crouse, Avery	9	21	2.3
1	Jackson, Jazion	9	16	1.8
24	Tac, Adhel	9	10	1.1
25	Montrose, Soleil	9	10	1.1

Rebounds Average

##	Player	G	Reb	Reb/G
24	Tac, Adhel	9	59	6.6
21	Arike, Elina	6	33	5.5
1	Jackson, Jazion	9	42	4.7
0	Petree, Mahri	2	9	4.5
11	Boyd, N'Yah	8	35	4.4

Steals

##	Player	G	Stl	Stl/G
1	Jackson, Jazion	9	23	2.6
23	Cabral, Eliana	6	9	1.5
15	Crouse, Avery	9	7	0.8
11	Boyd, N'Yah	8	6	0.8
21	Arike, Elina	6	5	0.8

Offensive Rebounds

##	Player	G	OReb	OReb/G
1	Jackson, Jazion	9	21	2.3
24	Tac, Adhel	9	18	2.0
21	Arike, Elina	6	14	2.3
11	Boyd, N'Yah	8	7	0.9
23	Cabral, Eliana	6	7	1.2

Blocked Shots

##	Player	G	Blk	Blk/G
21	Arike, Elina	6	6	1.0
23	Cabral, Eliana	6	2	0.3
25	Montrose, Soleil	9	2	0.2
0	Petree, Mahri	2	1	0.5
15	Crouse, Avery	9	1	0.1

Defensive Rebounds

##	Player	G	DReb	DReb/G
24	Tac, Adhel	9	41	4.6
11	Boyd, N'Yah	8	28	3.5
15	Crouse, Avery	9	28	3.1
1	Jackson, Jazion	9	21	2.3
21	Arike, Elina	6	19	3.2

Minutes

##	Player	G	Min	Min/G
15	Crouse, Avery	9	315	35:02
1	Jackson, Jazion	9	277	30:44
11	Boyd, N'Yah	8	254	31:43
24	Tac, Adhel	9	195	21:42
25	Montrose, Soleil	9	188	20:51



2022-23 POINTS-REBOUNDS-ASSISTS

Opponent	Date	Score	0	1	2	3	11	12	13	15	21	23	24	
			PETREE, MAH	JACKSON, JA	WILSON, ERI	ALVAREZ, GR	BOYD, N'YAH	MARKS, THAN	LIPE, SABIN	CROUSE, AVE	ARIKE, ELIN	CABRAL, ELI	TAC, ADHEL	
New Orleans	11/07/2022	83-55	W	24-5-1	4-4-8	0-1-0	6-0-3	DNP	4-1-0	10-1-1	3-1-2	12-5-3	15-5-2	4-2-0
at Kansas City	11/13/2022	68-59	W	5-4-1	10-1-2	0-1-0	3-0-1	8-7-1	0-2-0	2-1-0	12-7-5	DNP	7-1-1	11-10-2
Texas Southern	11/16/2022	80-65	W	DNP	12-4-1	0-1-0	0-1-0	14-3-7	8-3-0	0-1-1	7-5-3	DNP	9-6-0	7-6-1
Texas St.	11/19/2022	72-68	Wot	DNP	18-9-1	0-0-0	0-0-0	19-8-3	5-2-0	4-5-0	8-4-1	DNP	4-3-1	4-11-1
vs San Jose St.	11/25/2022	67-54	W	DNP	18-7-1	0-1-0	3-1-1	12-8-3	0-1-0	4-3-1	10-3-2	13-5-2	DNP	7-6-1
vs Sacramento St.	11/26/2022	50-63	L	DNP	0-2-0	5-1-0	DNP	18-5-1	DNP	9-1-1	6-2-0	8-5-0	DNP	4-4-1
New Mexico St.	11/30/2022	65-61	W	DNP	9-5-1	2-0-0	DNP	15-1-4	4-0-0	0-1-0	17-5-5	5-5-2	4-1-3	7-8-0
at Air Force	12/04/2022	60-63	L	DNP	6-4-1	12-3-0	0-1-1	6-3-1	0-0-1	2-0-1	17-4-1	7-8-0	0-0-1	8-8-2
at New Mexico St.	12/13/2022	57-52	W	DNP	7-6-1	6-2-0	0-0-1	6-0-3	1-1-0	4-1-0	10-3-2	16-5-1	DNP	5-4-2

Opponent	Date	Score	25	31	
			MONTROSE, S	VALKOVA, AD	
New Orleans	11/07/2022	83-55	W	1-1-1	DNP
at Kansas City	11/13/2022	68-59	W	10-1-1	DNP
Texas Southern	11/16/2022	80-65	W	23-6-0	DNP
Texas St.	11/19/2022	72-68	Wot	10-5-4	DNP
vs San Jose St.	11/25/2022	67-54	W	0-2-1	0-1-0
vs Sacramento St.	11/26/2022	50-63	L	0-3-0	DNP
New Mexico St.	11/30/2022	65-61	W	2-1-2	DNP
at Air Force	12/04/2022	60-63	L	2-1-0	DNP
at New Mexico St.	12/13/2022	57-52	W	2-2-1	DNP



2022-23 BOX SCORES



Official Basketball Box Score - Final
New Orleans at UTEP
 11/07/22 Don Haskins Center, El Paso, Texas
 2022-23 Women's Basketball

Game Time: 7:00 PM
 Game Duration: 1:51
 Attendance: 758

Officials: Timothy Resch, Jess Martinez, Tala Vahedi

New Orleans - 55

Record: 0-1

NO.	Name	Min	FG		3P		FT		Rebounds		Fouls		TP	AS	TO	ST	Blocks		+/-	
			M	A	M	A	O	R	O	R	O	R					O	R		O
3	Nahja Scott	F 27:08	3-5	0-0	2-2	3-3	6-6	5-3	8-0	8-0	2-0	-15								
31	Zoe Cooper	F 08:14	0-0	0-0	0-0	1-2	3-1	1-1	0-1	0-0	0-0	-7								
1	Hennessey Luu-Brown	G 28:49	4-5	0-1	0-0	0-2	2-3	3-1	8-4	4-3	0-0	-13								
14	Kylla Davis	G 26:40	2-8	2-7	0-0	0-0	0-0	4-0	6-1	2-1	0-0	-18								
20	Justice Ross	G 27:44	4-6	3-4	1-1	1-7	8-2	4-4	12-11	5-0	2-0	-2								
00	Nora Francois	G 24:14	3-7	1-3	0-2	2-2	4-3	3-7	1-5	0-0	0-0	-36								
11	Imani Williams	11:11	0-1	0-0	0-0	1-1	1-0	0-0	1-1	4-1	0-0	-15								
21	Tara Green	13:24	3-5	1-1	1-1	0-4	0-4	1-8	0-0	0-0	0-0	-3								
25	Liana Gibson	21:30	2-5	1-4	1-2	0-0	0-0	2-1	6-2	1-2	0-0	-25								
10	Tommyree Thompson	09:21	0-0	0-0	0-0	0-0	0-0	1-0	0-0	2-1	0-0	-12								
24	Kristen Crenshaw-Gill	03:45	0-2	0-1	0-0	0-0	0-0	0-0	0-0	0-0	0-0	-9								
Team						1-2	3-3													
Totals		21:44	8-21	5-8	8-23	31	21	14	55	10	33	6	4	0	28					

Technical Fouls: NONE
 Dead Ball Rebounds: 2-0

UTEP - 83

Record: 1-0

NO.	Name	Min	FG		3P		FT		Rebounds		Fouls		TP	AS	TO	ST	Blocks		+/-	
			M	A	M	A	O	R	O	R	O	R					O	R		O
21	Elina Anke	F 29:58	5-12	0-0	2-3	3-2	5-5	1-4	12-3	2-2	0-0	4-3								
1	Jazion Jackson	G 28:49	2-8	0-1	0-0	3-1	4-0	0-0	4-8	4-6	0-0	34								
15	Avery Crouse	G 29:38	1-5	1-4	0-0	1-1	3-3	2-1	0-0	0-0	0-0	32								
23	Eliana Cabral	G 24:22	5-13	2-7	3-4	3-2	5-5	1-2	15-2	2-0	0-0	16								
25	Soleil Montrose	G 10:45	0-1	0-0	1-2	0-1	1-1	1-1	0-0	0-0	0-0	-10								
3	Grace Alvarez	G 15:46	2-4	2-3	0-0	0-0	2-1	6-3	2-1	0-0	0-0	10								
0	Mahri Petree	23:12	6-11	1-2	1-1	2-3	5-7	2-4	1-0	3-0	0-0	32								
2	Erin Wilson	10:22	0-0	0-0	0-2	1-0	1-1	0-0	0-0	0-0	0-0	-4								
13	Sabine Lipe	15:15	2-3	2-3	4-6	0-1	2-3	1-0	1-2	0-0	0-0	2								
24	Adhel Tac	06:12	1-1	0-0	2-2	0-2	1-1	1-4	0-1	0-0	0-0	-11								
12	Thaniya Marks	05:41	2-2	0-0	0-0	1-1	0-0	0-0	0-0	0-0	0-0	6								
Team						3-2	5-5													
Totals		26:50	8-20	23-30	15-16	31	14	21	83	21	17	0	4	28						

Technical Fouls: Team 1*5-59
 Dead Ball Rebounds: 3-0

		UNO	UTEP
Biggest lead		6 (1 st 3:53)	30 (4 th 5:04)
Best Scoring Run		7 (4 th 8:56)	14 (4 th 5:04)
Lead Changes		5	
Times Tied		3	
Time with Lead		12:44	25:50



Official Basketball Box Score - Final
UTEP at Kansas City
 11/13/22 Benny Center, Kansas City
 2022-23 Women's Basketball

Game Time: 1:00 PM
 Game Duration: 1:49
 Attendance: 403

Officials: Michale Kramer, Christopher Cooper, Kate Davison

UTEP - 68

Record: 3-0

NO.	Name	Min	FG		3P		FT		Rebounds		Fouls		TP	AS	TO	ST	Blocks		+/-	
			M	A	M	A	O	R	O	R	O	R					O	R		O
32	Adhel Tac	F 32:53	4-10	0-0	3-5	5-5	10-4	5-5	11-2	3-0	0-0	3-6								
0	Mahri Petree	G 25:56	2-12	0-2	1-1	3-1	4-0	2-5	1-1	1-1	1-1	3-1								
1	Jazion Jackson	G 31:27	4-9	1-3	1-4	0-1	1-2	2-10	2-1	3-0	0-1	12								
11	N'Yah Boyd	G 26:00	3-13	0-2	2-3	0-7	7-7	1-3	8-1	1-1	0-0	3-2								
15	Avery Crouse	G 38:42	3-9	2-4	4-4	0-7	7-7	2-7	12-5	1-0	0-2	6								
23	Eliana Cabral	14:20	3-5	1-3	0-0	1-0	1-1	1-0	7-1	1-1	1-0	0-6								
12	Thaniya Marks	07:07	0-0	0-0	0-0	1-1	2-0	1-0	0-0	0-0	0-0	3								
25	Soleil Montrose	14:04	3-5	1-1	3-4	0-1	0-1	0-3	10-1	1-2	0-0	1-10								
3	Grace Alvarez	03:18	1-2	1-2	0-0	0-0	0-0	1-0	3-0	1-0	0-0	0-3								
2	Erin Wilson	07:03	0-2	0-1	0-0	1-0	1-0	0-0	0-0	0-0	0-0	0-1								
13	Sabine Lipe	01:10	1-1	0-0	0-0	1-0	1-1	0-0	2-0	0-0	0-0	0-1								
Team						5-1	6-6													
Totals		24:68	16-18	14-21	17-24	41	12	23	58	14	12	7	1	13	9					

Technical Fouls: NONE
 Dead Ball Rebounds: 6-0

Kansas City - 59

Record: 2-1

NO.	Name	Min	FG		3P		FT		Rebounds		Fouls		TP	AS	TO	ST	Blocks		+/-	
			M	A	M	A	O	R	O	R	O	R					O	R		O
0	E'Lease Stafford	F 19:25	5-11	2-4	5-5	1-2	3-4	17-0	5-0	2-0	4-4									
35	Dani Winslow	F 40:00	1-8	0-0	0-0	7-10	17-2	1-2	1-4	2-5	1-9									
41	Jocelyn Ewell	F 35:09	1-2	0-0	0-0	1-1	4-0	2-0	0-0	0-0	4-0	-12								
20	Sanaa' St. Andre	G 38:08	12-31	1-4	1-4	4-5	4-8	28-1	6-6	1-1	0-10									
23	Rain Green	G 23:53	4-5	0-0	0-0	3-3	5-1	8-0	2-1	0-0	0-0	3								
24	Zaire Harrell	27:21	0-1	0-0	0-0	1-3	4-3	1-0	2-1	0-0	0-0	-12								
12	Ava Murphy	02:58	0-0	0-0	0-0	0-0	0-0	0-0	0-0	0-0	0-0	-4								
5	Tamia Ugass	09:55	1-3	0-0	2-2	1-2	3-1	2-4	0-0	2-1	0-1									
11	Machia Mullens	04:01	0-0	0-0	0-0	1-1	1-0	1-0	0-0	0-0	0-1									
Team						4-2	6-6													
Totals		24:61	3-6	8-11	15-28	43	23	12	59	6	21	6	13	1-9						

Technical Fouls: NONE
 Dead Ball Rebounds: 1-0

		UNO	UTEP
Biggest lead		13 (4 th 9:29)	6 (1 st 5:45)
Best Scoring Run		6 (1 st 4:51)	7 (4 th 5:13)
Lead Changes		3	
Times Tied		3	
Time with Lead		29:46	08:41



Official Basketball Box Score - Final
Texas Southern at UTEP
 11/16/22 Don Haskins Center, El Paso, Texas
 2022-23 Women's Basketball

Game Time: 7:00 PM
 Game Duration: 1:57
 Attendance: 711

Officials: Jess Martinez, Naito Acosta, Tala Vahedi

Texas Southern - 65

Record: 0-4

NO.	Name	Min	FG		3P		FT		Rebounds		Fouls		TP	AS	TO	ST	Blocks		+/-	
			M	A	M	A	O	R	O	R	O	R					O	R		O
5	Jaida Belton	F 17:34	2-4	0-0	0-1	3-5	8-4	2-4	2-4	3-1	1-1	0-0	-3							
3	Taniya Lawson	G 23:11	4-7	2-4	1-2	3-3	6-6	3-2	11-11	0-0	1-1	0-0	-8							
11	Kamryn Bates	G 13:38	1-1	0-0	0-0	0-3	3-0	2-1	1-4	0-0	0-0	5								
15	Alisa Knight	G 36:11	2-6	1-3	3-4	1-3	4-8	8-0	5-2	1-1										

2022-23 BOX SCORES



Official Basketball Box Score - Final
UTEP at San Jose St.
 11/25/22 Mont Alexander Center, San Jose, Oregon
 2022-23 Women's Basketball
 Officials: Mark Munoz, Kathleen Cassidy, Josh Babin
 Game Time: 2:30 PM
 Game Duration: 1:49
 Attendance: 112

UTEP - 67 Record: 5-9

NO. Name	Min	FG		3P		FT		Rebounds		Fouls		TP	AS	TO	ST	Blocks		+/-
		M.A.	M.A.	M.A.	M.A.	OR	DR	OR	DR	PF	FD					BS	BA	
24 Adhel Tac	F 17:35	3-5	0-0	1-3	2	4	6	2	5	7	1	1	0	0	0	0	0	-9
1 Jazion Jackson	G 31:46	6-12	2-6	4-4	1	6	7	1	3	18	1	5	3	0	0	0	16	
11 N'Yah Boyd	G 33:07	3-10	1-6	5-8	3	5	8	1	6	12	3	2	1	0	2	12		
15 Avery Crouse	G 35:58	4-11	2-6	0-2	1	2	3	1	2	10	2	4	1	0	0	10		
25 Sollei Montrose	G 28:23	0-3	0-1	0-0	1	1	2	1	0	0	1	0	0	0	0	11		
13 Sabine Lipe	G 21:01	2-6	0-4	0-0	1	2	3	2	1	4	1	2	2	0	0	4		
21 Elina Arke	G 17:29	5-6	0-0	3-4	2	3	5	3	4	13	2	2	1	1	0	21		
3 Grace Alvarez	G 08:31	1-3	0-2	1-2	1	0	1	1	1	3	1	0	0	0	0	-1		
2 Erin Wilson	G 01:14	0-0	0-0	0-0	1	0	1	1	0	0	0	1	0	0	0	0		
31 Adela Valkova	G 01:27	0-0	0-0	0-0	0	1	1	0	0	0	0	0	0	0	0	1		
12 Thanyia Marks	G 03:29	0-0	0-0	0-0	0	1	1	0	0	0	0	1	1	0	0	0		
Team					2	3	5	0	0	0	0	0	0	0	0	0		
Totals		24-56	5-25	14-23	15	28	43	13	22	67	12	17	9	2	2	13		

Technical Fouls: NONE
 Dead Ball Rebounds: 2, 0

San Jose St. - 54 Record: 1-4

NO. Name	Min	FG		3P		FT		Rebounds		Fouls		TP	AS	TO	ST	Blocks		+/-
		M.A.	M.A.	M.A.	M.A.	OR	DR	OR	DR	PF	FD					BS	BA	
11 Marisa Davis-Jones	F 31:10	4-10	0-1	2-2	4	6	10	1	2	10	0	4	1	0	0	0	-4	
24 Amhyla Moreland	F 11:08	2-4	0-0	0-2	0	1	3	0	3	0	0	1	0	0	0	0		
4 Jada Holland	G 37:53	10-20	0-1	0-2	0	5	5	2	6	20	2	2	3	1	0	-6		
5 Sidney Richards	G 26:17	0-3	0-2	0-0	0	0	0	1	0	1	1	1	3	0	0	-1		
12 Jasmine Singleton	G 26:28	1-5	1-3	1-2	0	2	2	4	1	4	3	0	2	0	1	-10		
0 Aaron Nichols	G 23:08	3-6	0-2	2-2	1	1	2	3	1	8	3	5	1	1	0	-16		
20 Sabrina Ma	G 05:14	0-4	0-4	0-0	1	1	2	2	0	0	0	1	0	0	0	-6		
32 Alani Fluker	G 28:32	3-4	0-0	0-1	0	2	3	6	0	1	1	1	0	1	0	-14		
3 Naleia Nicholas	G 09:10	1-2	0-0	0-0	1	1	2	3	0	2	0	1	0	0	0	-11		
Team					1	5	6	0	0	0	1	0	0	0	0	0		
Totals		24-58	1-13	5-9	10	24	34	22	13	54	9	17	11	2	2	-13		

Technical Fouls: NONE
 Dead Ball Rebounds: 2, 0

	UTEP	SJSU
Biggest lead	13 (4 th 0:08)	11 (1 st 5:17)
Best Scoring Run	16 (4 th 0:08)	11 (1 st 5:17)
Lead Changes	9	9
Times Tied	1	1
Time with Lead	09:22	29:34

Points from Turnovers	UTEP	SJSU
Paint	36	36
Second Chance	18	9
Fast Breaks	18	6
Bench	20	16

Period by Period Scoring	1st	2nd	3rd	4th	TOT
UTEP	9	17	20	21	67
SJSU	15	14	20	5	54



Official Basketball Box Score - Final
UTEP at Sacramento St.
 11/25/22 Mont Alexander Center, San Jose, Oregon
 2022-23 Women's Basketball
 Officials: Danielle Johnson, David Arden, Dominique Hurter
 Game Time: 12:00 PM
 Game Duration: 1:51
 Attendance: 113

UTEP - 50 Record: 5-1

NO. Name	Min	FG		3P		FT		Rebounds		Fouls		TP	AS	TO	ST	Blocks		+/-
		M.A.	M.A.	M.A.	M.A.	OR	DR	OR	DR	PF	FD					BS	BA	
24 Adhel Tac	F 26:11	1-3	0-0	2-4	0	4	4	4	3	4	1	0	0	0	1	-11		
1 Jazion Jackson	G 18:23	0-1	0-1	0-0	1	1	2	3	0	0	0	2	0	0	0	-8		
11 N'Yah Boyd	G 39:09	9-20	0-1	0-2	1	4	5	5	1	18	1	0	0	0	0	-9		
15 Avery Crouse	G 40:00	1-8	1-1	3-4	1	1	2	4	2	6	0	0	0	0	0	-13		
25 Sollei Montrose	G 12:05	0-1	0-0	0-0	0	3	2	0	0	0	1	0	0	0	0	-5		
21 Elina Arke	G 30:47	2-12	0-1	4-4	2	3	5	2	1	8	0	3	0	0	0	-14		
13 Sabine Lipe	G 25:48	3-6	1-2	2	1	0	1	3	9	1	0	1	0	2	0	-8		
2 Erin Wilson	G 07:37	1-2	0-1	3-4	0	1	0	1	0	3	5	0	1	0	0	3		
Team					3	2	5	0	0	0	0	0	0	0	0	0		
Totals		17-51	2-7	14-20	9	19	28	21	16	50	3	8	1	0	7	-13		

Technical Fouls: Arke 4th 9:38
 Dead Ball Rebounds: 2, 0

Sacramento St. - 63 Record: 5-1

NO. Name	Min	FG		3P		FT		Rebounds		Fouls		TP	AS	TO	ST	Blocks		+/-
		M.A.	M.A.	M.A.	M.A.	OR	DR	OR	DR	PF	FD					BS	BA	
24 Isnelle Natabou	C 40:00	6-7	0-0	5-5	6	8	14	1	6	17	0	3	1	3	0	13		
0 Kahlajah Dean	G 32:18	3-12	1-7	7-12	1	2	3	4	9	14	5	4	1	0	0	20		
1 Berthe Versteeg	G 33:43	0-0	0-0	2-2	3	1	4	2	1	2	1	2	1	0	0	0		
20 Katie Peneueta	G 40:00	3-13	3-13	2-2	0	10	10	3	1	11	1	1	1	2	0	13		
21 Kaylin Randhawa	G 28:03	3-9	1-4	2-3	0	1	1	5	2	9	2	3	0	0	0	2		
10 Madison Bulcher	G 25:56	4-7	2-4	0-0	1	5	6	2	0	10	2	1	1	2	0	11		
Team					1	2	3	0	0	0	1	1	5	7	0	13		
Totals		19-48	7-28	18-24	12	29	41	16	20	63	11	15	5	7	0	13		

Technical Fouls: NONE
 Dead Ball Rebounds: 2, 0

	UTEP	SAC
Biggest lead	2 (3 rd 3:00)	13 (2 nd 3:50)
Best Scoring Run	14 (3 rd 8:02)	9 (4 th 9:20)
Lead Changes	4	10
Times Tied	4	11
Time with Lead	01:40	36:21

Points from Turnovers	UTEP	SAC
Paint	12	16
Second Chance	4	10
Fast Breaks	4	11
Bench	22	10

Period by Period Scoring	1st	2nd	3rd	4th	TOT
UTEP	9	15	14	12	50
SAC	15	12	16	20	63



Official Basketball Box Score - Final
New Mexico St. at UTEP
 11/30/22 Don Haskins Center, El Paso, Texas
 2022-23 Women's Basketball
 Officials: Kyle Galloway, Demoya Pugh, Gary Reed
 Game Time: 7:00 PM
 Game Duration: 1:51
 Attendance: 997

New Mexico St. - 61 Record: 2-4

NO. Name	Min	FG		3P		FT		Rebounds		Fouls		TP	AS	TO	ST	Blocks		+/-
		M.A.	M.A.	M.A.	M.A.	OR	DR	OR	DR	PF	FD					BS	BA	
14 Ashlee Strawbridge	F 30:02	2-4	0-0	0-0	1	2	2	2	4	15	3	1	4	0	0	0	14	
0 Molly Kaiser	G 18:22	5-7	1-2	4-6	1	1	2	4	15	3	1	4	0	0	0	3		
11 Soufia Inoussa	G 29:33	2-7	1-4	1-1	0	1	4	3	6	1	1	0	0	0	0	5		
23 Sylena Peterson	G 13:07	2-3	0-0	0-0	2	2	4	3	4	1	1	1	0	0	0	5		
30 Fama Thiam	G 31:38	7-12	2-3	0-0	0	8	8	4	2	16	1	3	1	1	0	-7		
10 Sabou Guerey	G 10:10	1-2	0-0	0-0	1	1	2	0	2	1	4	0	0	0	0	-13		
5 Moe Shida	G 15:37	1-1	0-0	0-0	1	1	1	0	2	1	0	0	0	0	0	-10		
1 Shania Harper	G 10:40	1-1	0-0	0-0	1	0	0	2	2	0	0	0	0	0	0	-4		
20 Taylor Donaldson	G 32:37	3-8	0-2	0-0	3	2	2	6	7	1	0	0	0	0	0	-8		
34 Yvelyn Grays	G 07:40	2-5	0-0	0-1	2	3	4	0	0	4	0	0	0	0	0	2		
3 Stanny Sanchez-Oliver	G 00:34	0-0	0-0	0-0	0	0	0	0	1	0	0	0	0	0	0	-5		
Team					1	2	3	0	0	0	0	0	0	0	0	0		
Totals		26-50	4-11	5-7	7	23	30	22	12	61	12	17	6	2	3	-4		

Technical Fouls: NONE
 Dead Ball Rebounds: 1, 0

UTEP - 65 Record: 6-1

NO. Name	Min	FG		3P		FT		Rebounds		Fouls		TP	AS	TO	ST	Blocks		+/-
		M.A.	M.A.	M.A.	M.A.	OR	DR	OR	DR	PF	FD					BS	BA	
24 Adhel Tac	F 23:59	1-4	1-1	4-4	4	4	8	2	4	7	0	2	0	0	1	3		
1 Jazion Jackson	G 37:20	3-10	0-4	3-6	2	3	5	1	4	9	1	4	2	0	0	4		
11 N'Yah Boyd	G 34:07	4-8	3-4	4-4	0	1	1	3	2	15	4	4	0	0	0	7		
15 Avery Crouse	G 37:37	5-12	3-6	4-5	0	5	5	3	7	17	5	0	3	0	1	7		
25 Sollei Montrose	G 13:02	1-3	0-1	0-0	1	0	1	1	0</									

2022-23 BOX SCORES



Official Basketball Box Score - Final
UTEP at New Mexico St.
 12/13/22 Pan American Center, Las Cruces
 2022-23 Women's Basketball

Game Time: 6:00 PM
 Game Duration: 2:08
 Attendance: 808

Officials: Melissa Barlow, Julie Krommenhoek, Kimberly Hobbs

UTEP - 57

Record: 7-2

NO. Name	Min	FG		3P		FT		Rebounds		Fouls		TP	AS	TO	ST	Blocks		+/-
		M/A	A/A	M/A	A/A	OR	DR	OR	DR	PF	FD					BS	BA	
21 Elna Arike	F 31:43	5-10	1-1	5-6	2-3	5-5	16-1	4-2	2-1	6-6								
24 Adhel Tac	F 18:35	2-4	0-0	1-1	1-3	4-3	2-5	1-1	0-0	7-7								
1 Jazon Jackson	G 37:04	3-11	0-2	1-3	0-6	6-1	3-7	1-1	2-0	0-9								
11 N'Yah Boyd	G 20:14	2-4	0-2	2-5	0-0	0-0	1-3	6-3	3-0	0-0	>12							
15 Avery Crouse	G 40:00	3-4	1-2	3-4	0-3	3-2	10-2	4-1	0-0	5-5								
25 Soleil Montrose	G 19:03	1-5	0-1	0-0	0-2	2-1	0-2	1-2	0-0	1-4								
2 Erin Wilson	16:06	3-4	0-0	0-0	1-1	2-2	2-6	0-1	0-0	0-6								
13 Sabine Lipe	04:32	1-1	0-0	2-2	0-1	1-0	2-4	0-1	0-0	0-4								
3 Grace Alvarez	01:43	0-0	0-0	0-0	0-0	0-0	0-0	0-1	0-0	0-3								
12 Thaniya Marks	11:00	0-0	0-0	1-4	0-1	1-4	1-0	1-0	0-0	0-1								
Team				0-0	0-0		0-1											
Totals		20-43	2-8	15-25	4-29	24-12	24-57	11-19	8-2	2-5								

Shooting By Period

1 st FG%	4-10	40.0%
3PT%	1-3	33.3%
FT%	3-5	60%
2 nd FG%	5-10	50.0%
3PT%	1-4	25.0%
FT%	4-6	66.7%
3 rd FG%	4-9	44.4%
3PT%	0-1	0.0%
FT%	2-6	33.3%
4 th FG%	7-14	50.0%
3PT%	0-0	0.0%
FT%	6-8	75%
GM FG%	20-43	46.5%
3PT%	2-8	25.0%
FT%	15-25	60.0%

Dead Ball Rebounds: 6, 3

Technical Fouls: Coach 2nd 4:48

New Mexico St. - 52

Record: 3-7

NO. Name	Min	FG		3P		FT		Rebounds		Fouls		TP	AS	TO	ST	Blocks		+/-
		M/A	A/A	M/A	A/A	OR	DR	OR	DR	PF	FD					BS	BA	
14 Ashlee Strawbridge	F 11:51	0-1	0-1	0-0	0-0	0-0	0-0	0-0	0-0	0-0	0-0	0-2	0-0	0-0	0-0	0-0	0-0	-11
0 Molly Kaiser	G 31:50	7-14	0-1	4-4	2-2	4-5	3-18	2-2	3-0	0-13								
11 Soufia Inoussa	G 36:22	2-10	1-5	2-2	1-3	4-3	2-7	0-1	0-0	0-1								
20 Taylor Donaldson	G 33:32	4-8	2-4	1-1	0-0	0-0	4-3	11-0	2-1	0-0	8-8							
30 Fama Thiam	G 21:13	0-4	0-2	0-0	0-2	2-2	2-1	0-2	2-0	1-0	-5							
1 Shania Harper	14:23	3-6	0-1	0-0	2-8	10-3	0-6	0-0	1-1	0-8								
5 Moe Shida	07:48	1-1	0-0	0-0	0-0	0-0	0-2	0-2	0-0	0-0	-15							
34 Tayelin Grays	22:48	0-6	0-1	0-0	0-1	1-4	1-0	3-2	0-0	2-3								
10 Sabou Gueye	02:29	0-1	0-0	0-0	1-0	1-0	0-0	0-3	1-0	0-11								
12 Ene Adams	17:44	4-6	0-0	0-0	1-5	6-3	2-8	0-4	2-0	0-10								
Team				0-0	0-0		0-0											
Totals		21-57	3-15	7-7	7-21	28-24	52-77	7-20	8-2	2-5								

Shooting By Period

1 st FG%	9-13	61.5%
3PT%	0-2	0.0%
FT%	1-1	100%
2 nd FG%	5-13	38.5%
3PT%	0-2	0.0%
FT%	4-4	100%
3 rd FG%	3-13	23.1%
3PT%	0-0	0.0%
FT%	0-0	0%
4 th FG%	5-18	27.8%
3PT%	3-11	27.3%
FT%	2-2	100%
GM FG%	21-57	36.8%
3PT%	3-15	20.0%
FT%	7-7	100.0%

Dead Ball Rebounds: 9, 2

Technical Fouls: NONE

	UTEP	NMSU
Biggest lead	9 (4 th 4:07)	10 (2 nd 4:27)
Best Scoring Run	7 (2 nd 6:53)	11 (2 nd 9:40)
Lead Changes	5	
Times Tied	5	
Time with Lead	10:59	22:13

Points from	UTEP	NMSU
Turnovers	15	15
Paint	34	22
Second Chance	7	8
Fast Breaks	12	6
Bench	13	16

Period by Period Scoring	1st	2nd	3rd	4th	TOT
UTEP	12	15	10	20	57
NMSU	17	14	6	15	52

