



UTEP BASKETBALL

UTEP vs. NM State | Wed., Nov. 30 | 7 p.m. MT | Don Haskins Center | El Paso, Texas

GAME 7 vs. NM STATE



UTEP Miners (5-1)

Head Coach: Kevin Baker (Stephen F. Austin, 1994)

Career Record: 200-104 (11th season)

Record at UTEP: 78-74 (6th season)

Home: 3-0 | Road: 1-0 | Neutral: 1-1 | Streak: L1



NM STATE Aggies (2-3)

Head Coach: Jody Adams (Tennessee, 1994)

Career Record: 187-126 (11th season)

Record at NM State: 2-3

Home: 2-0 | Road: 0-2 | Neutral: 0-1 | Streak: L2

WHERE TO WATCH



Play-by-Play:
Mando Medina

Color:
Rachel Phillips

2022-23 SCHEDULE

Date	Opponent	Time/Result
Nov. 5	Western N.M. #	W, 72-59
Nov. 7	New Orleans	W, 83-55
Nov. 13	Kansas City	W, 68-59
Nov. 16	Texas Southern	W, 80-65
Nov. 19	Texas State	W, 72-68 (OT)
Nov. 25	vs. San Jose State \$	W, 67-54
Nov. 26	vs. Sacramento State \$	L, 63-50
Nov. 30	NM State (ESPN+)	7 p.m.
Dec. 4	Air Force (MW Network)	1 p.m.
Dec. 13	NM State (ESPN+)	6 p.m.
Dec. 18	LA Tech * (CUSA.tv)	1 p.m.
Dec. 29	UAB * (CUSA.tv)	7 p.m.
Dec. 31	Rice * (CUSA.tv)	1 p.m.
Jan. 7	LA Tech * (CUSA.tv)	1 p.m.
Jan. 11	UTSA *	6 p.m.
Jan. 14	Rice * (CUSA.tv)	1 p.m.
Jan. 16	Charlotte * (CUSA.tv)	1 p.m.
Jan. 19	FIU * (ESPN+)	5 p.m.
Jan. 21	Florida Atlantic * (CUSA.tv)	2 p.m.
Jan. 28	North Texas * (CUSA.tv)	1 p.m.
Feb. 2	Middle Tennessee * (CUSA.tv)	7 p.m.
Feb. 4	WKU * (ESPN+)	1 p.m.
Feb. 8	Charlotte * (ESPN+)	4 p.m.
Feb. 11	UTSA * (Stadium Plus)	1 p.m.
Feb. 16	UAB * (CUSA.tv)	5 p.m.
Feb. 18	North Texas * (ESPN+)	2:30 p.m.
Feb. 23	FIU * (CUSA.tv)	7 p.m.
Feb. 25	Florida Atlantic * (Stadium Plus)	1 p.m.
March 2	WKU * (CUSA.tv)	5:30 p.m.
March 4	Middle Tennessee * (ESPN+)	1 p.m.

Bold denotes home game

Exhibition

\$ Holiday Beach Classic (San Luis Obispo, Calif.)

* Conference USA Game

All Times Mountain

SERIES HISTORY

Overall: NM State, 50-43

Streak: UTEP, W6

First Meeting: at UTEP 63, NM State 49, 12-16-74

Last Meeting: UTEP 82, at NM State 78, 12-15-21

ATHLETIC COMMUNICATIONS

ASSOCIATE DIRECTOR OF STRATEGIC COMMUNICATIONS

Sven Alskog

sjalskog@utep.edu (e)

425-314-5978 (c)

915-747-6653 (o)

OFFICIAL WEBSITE: UTEPMINERS.com

OPENING TIP

» MINERS AND AGGIES SQUARE OFF IN BATTLE OF I-10 ON WEDNESDAY

UTEP women's basketball carries a six-game winning streak in the head-to-head series into a rivalry meeting with NM State on Wednesday at 7 p.m. in the Don Haskins Center. The Miners (5-1) will be taking on a new-look squad for the Aggies (2-3) led by first-year head coach Jody Adams. Each game last season went the way of the Miners, with UTEP coming out on top 76-61 in El Paso and holding on for an 82-78 victory in an overtime thriller in Las Cruces.

» SCOUTING NM STATE

The Aggies have played three straight contests decided by 10 points or less, including an impressive 73-64 overtime win at home against New Mexico on Nov. 15. Taylor Donaldson is the leading scorer for the team with 10.7 points and 3.7 rebounds per game but did not play in either game last week. Six players average over 7.5 points per game for NM State, including Fama Thiam with 9.8 points and 4.6 rebounds per contest and Soufia Inoussa with 9.4 points and 4.4 rebounds per game. Thiam, Inoussa, Molly Kaiser and Ashlee Strawbridge have started all five games to this point. NM State is 90th in the nation, forcing 19.2 turnovers per game.

» BAKER WINS 200TH GAME

Kevin Baker won the 200th game of his collegiate career between his time at UT Tyler, Angelo State and UTEP last Friday against San Jose State. With the Miners, Baker has compiled 78 wins over the course of his first six seasons on the sideline. Including his time coaching high school basketball, Baker has 422 overall wins as a head coach.

» N'YAH MAKING A NAME FOR HERSELF

Oklahoma State transfer guard N'Yah Boyd has been a huge addition to the backcourt after missing the first game of the season, averaging 14.2 points, 6.2 rebounds and 3.0 assists per contest. She leads the team in points scored and is second in rebounds. Boyd has accumulated four straight performances of double-digit scoring outputs and has grabbed seven or more rebounds three times already from her point guard spot.

» FINAL HOME GAME FOR A MONTH

From Nov. 20-Dec. 28, a stretch of 38 days, UTEP will play just one home game in the Don Haskins Center. That lone game will be the date on Wednesday with NM State. The Dec. 29 conference meeting with UAB is the solo home game for the Miners in the month of December.

LAST GAME'S STARTERS



JAZION JACKSON
JR. / GUARD
5-9

10.3 PPG
4.5 RPG
2.2 APG
39.6 FG%
70.0 FT%



N'YAH BOYD
JR. / GUARD
5-6

14.2 PPG
6.2 RPG
3.0 APG
35.8 FG%
67.9 FT%



AVERY CROUSE
JR. / GUARD
6-0

7.7 PPG
3.7 RPG
2.2 APG
29.2 FG%
66.7 FT%



ADHEL TAC
SO. / FORWARD
6-0

6.2 PPG
6.5 RPG
1.0 APG
42.9 FG%
68.4 FT%



SOLEIL MONTROSE
FR. / GUARD
5-10

7.3 PPG
3.0 RPG
1.2 APG
39.0 FG%
75.0 FT%

GAME NOTES

ALL-TIME SERIES VS. NM STATE

UTEP has played NM State more than any other school in program history, with the Aggies holding a 50-43 edge in the all-time series. As of late, the Miners have dominated head-to-head, besting NM State in six consecutive contests dating back to a 69-65 win for the Aggies on Nov. 17, 2018 in El Paso.

WHERE TO FOLLOW

The game on Wednesday will be broadcast on [ESPN+](#). Mando Medina and KVIA sports reporter Rachel Phillips will have the call courtside in the Don Haskins Center. Live stats will be available on the [UTEP SIDARM Stats Portal](#).

DIALING UP DEFENSE

UTEP has held all six opponents this season to fewer than 70 points. Three of those foes have been limited to less than 60 points.

CALIFORNIA RECAP

The Miners split a pair of games last week in California at the Holiday Beach Classic, topping San Jose State 67-54 on Friday and dropping a 63-50 contest to Sacramento State on Saturday. UTEP scored the final 16 points of the game on the way to knocking off the Spartans. After trailing 52-46 early in the fourth quarter, the Miners put down the clamps on San Jose State, capping the contest on a 21-2 run and keeping the Spartans off the board for the final 7:03 of game action. San Jose State missed its final 12 shots of the game. Facing off with a talented Sacramento State team on Saturday, the Miners hung tough throughout before the Hornets pulled away late, outscoring UTEP 20-12 in the fourth quarter. **N'Yah Boyd** had a team-high 18 points in the loss.

SABINE STEPS UP

Guard **Sabine Lipe** had one of her better efforts of the season in the loss last Saturday against Sacramento State, playing 26 minutes and contributing nine points with a rebound, an assist and a steal.

WHEN SCORING 70

UTEP is 50-6 when scoring 70 or more points with **Kevin Baker** as the head coach. This season, UTEP is 3-0 in such games.

MINERS IN THE DON

UTEP has recorded three consecutive winning seasons at home, including a 10-4 mark last season. Including this season, the Miners are 35-12 inside the Don Haskins Center since the beginning of the 2019-20 campaign.

NON-CONFERENCE AT HOME

In addition to the overall success, the Miners have won 10 consecutive non-conference home games in the Don Haskins Center dating back to a 58-51 loss to Tulsa on Dec. 29, 2019.

REFLECTING ON 5-0 START

The 5-0 beginning to the season marked the seventh time in program history that the UTEP women's basketball team had accomplished the feat.

HOT START DESPITE INJURIES

Over the course of the 5-1 start to the season, UTEP has had only six players play in all six games. The Miners are inching closer to full strength as the weeks go on, adding **Elina Arike** back to the fold last weekend and welcoming **Adela Valkova** to the floor for the first time in her Miner career as well on Friday.

TOP-10 NATIONALLY

UTEP is 10th in the country with 18.3 made free throws per game entering Monday. The Miners have attempted 25.3 per game, ranking 13th in that category. **N'Yah Boyd** has earned the most opportunities at the charity stripe, getting to the line 28 times.

FUTURE CONFERENCE FOES

NM State and UTEP will both be members of C-USA for the 2023-24 season, as the Aggies are one of four new members joining ahead of the upcoming campaign. Also entering the league will be Liberty, Sam Houston and Jacksonville State.

NOVEMBER NUMBERS

The month of November has been kind to the UTEP women's basketball program since **Kevin Baker** took over prior to the 2017-18 campaign. Since then, the Miners are 24-8 overall, including an 18-3 mark over the past four seasons. This season, UTEP is 5-1 with just one game remaining in the month.

TAC IN TOP-10

Forward **Adhel Tac** is eighth in C-USA, averaging 6.5 rebounds per game. She has started each of the last five contests and is also averaging 6.2 points per game.

JACKSON LEADS C-USA IN STEALS

Guard **Jazion Jackson** leads C-USA with 18 steals on the season and is also atop the league leaderboard averaging 3.0 per contest.

SAME STARTERS

UTEP has rolled out the starting lineup of **Jazion Jackson, N'Yah Boyd, Soleil Montrose, Avery Crouse** and **Adhel Tac** in four straight games.

MINERS IN NON-CONFERENCE PLAY

UTEP has been tough to beat in non-conference action over the last three-plus seasons, posting a 23-9 mark dating back to the start of the 2019-20 campaign, with above .500 marks in each of those seasons in out of league play.

WHAT'S NEXT

UTEP starts a three-game road trip by traveling to Air Force on Sunday for a 1 p.m. tip. In a double-overtime game last season, the Miners knocked off the Falcons by a 93-85 tally.

UPCOMING PROMOTIONS

UTEP women's basketball will have multiple promotions for home games this season, including Miner Kids Club Day (Jan. 7), Military Appreciation Day (Jan. 14), TWC Night (Jan. 16), 915 Day (Jan. 28), National Girls and Women in Sports Day (Feb. 2), Noche Latina (Feb. 4), Pink Game (Feb. 11), Black History Month (Feb. 23) and Senior Day/Fan Appreciation Day (Feb. 25). Full information along with opponents and game times is available on [UTEPMiners.com](#).

HOME TICKET INFO

Tickets start at \$8 for regular season games while groups of 10 can purchase tickets for \$5 a piece. Fans can buy single-game tickets and season tickets (starting as low as \$65) for the new campaign at the Eisenberg Family Ticket Office by calling (915) 747-UTEP, visiting [UTEPMiners.com/tickets](#), by emailing tickets@utep.edu, or by stopping by in person at 500 W. University Ave., 79968 (Monday thru Friday from 8 a.m. to 5 p.m.).



C-USA PRESEASON POLL

UTEP was picked eighth in the C-USA Pre-season Coaches' Poll, however the Miners have the talent to compete against anyone in the league on a nightly basis. Last season, UTEP downed Middle Tennessee, which enters this year as the preseason favorite after receiving nine first-place votes in the poll. LA Tech followed in second and Charlotte was selected third with the other two first-place votes.

CONFERENCE MOVES TO 20 GAMES

With C-USA having 11 teams for basketball this season, the league has adjusted the schedule to feature 20 conference games. As part of the slate, each team will play each other twice, home and away. UTEP begins C-USA action on Dec. 18 at LA Tech and wraps things up on March 4 at Middle Tennessee.

NEW-LOOK TEAM

As is the case throughout the country, the Miners will have a largely new-look team when the program takes the floor this season. A total of eight new players have joined UTEP, including four Division I transfers in **Jazion Jackson** (North Texas), **N'Yah Boyd** (Oklahoma State), **Sabine Lipe** (Northern Colorado) and **Thaniya Marks** (Georgia Southern). Other transfers include **Veonce Powell** (Tyler JC), **Zhane Thompson** (Seward County CC) and **Adela Valkova** (Weatherford College). **Soleil Montrose** (Mater Dei HS) is the lone new addition from the high school ranks after helping lead the Monarchs to multiple postseason appearances during her prep career.

UNDEFEATED WHEN HITTING 80

UTEP has never lost when scoring 80 or more points in a game under **Kevin Baker**. Since his first season in 2017-18, the Miners are 25-0 when eclipsing 80 points. The program has not lost a game when tallying 80 since Jan. 12, 2017, a stretch of 27 games.

LEADING AT THE HALF

Last season, the Miners went 11-2 when taking the lead into the break and are 3-0 this season.

UNDER 60 EQUALS WINS

UTEP is 38-13 when limiting the opposition to 60 points or less under **Kevin Baker**. The Miners have added three wins to the total already this season.

TEAM COMPARISON

UTEP	CATEGORY	NM STATE
5-1	Record	2-3
70.0	Scoring Offense	64.8
60.7	Scoring Defense	64.2
+9.3	Scoring Margin	+0.6
38.3	Field Goal Pct.	42.7
41.1	Field Goal Pct. Defense	42.1
27.8	3-Pt. Field Goal Pct.	30.3
30.3	3-Pt. Field Goal Pct. Defense	32.2
5.3	3-Pt. Field Goal Made/Game	4.0
72.4	Free Throw Pct.	61.9
18.3	Free Throw Made/Game	10.4
38.7	Rebound Avg.	33.2
+1.0	Rebound Margin	+0.2
12.3	Assists Avg.	10.0
12.5	Turnovers Avg.	16.2
8.2	Steals Avg.	9.4
0.7	Blocks Avg.	2.0

C-USA STANDINGS

TEAM	CONFERENCE	OVERALL
Rice	0-0	6-0
UTEP	0-0	5-1
UAB	0-0	4-1
Florida Atlantic	0-0	4-1
LA Tech	0-0	5-2
Charlotte	0-0	4-2
Middle Tennessee	0-0	3-2
FIU	0-0	2-3
North Texas	0-0	2-3
WKU	0-0	1-3
UTSA	0-0	1-4

Action Around The League (Nov. 30)

Florida National at FIU	2:30 p.m.
UTSA at Texas State	6 p.m.
NM State at UTEP	7 p.m.

All times Mountain; Games thru Nov. 28

UTEP IN THE RANKINGS

TEAM (TOP-100 NCAA TEAM RANKING)	VALUE	NCAA	C-USA
Assist/turnover ratio	1.0	98	4
Free throw attempts/game	25.3	13	3
Free throws made/game	18.3	10	2
Turnover margin	+7.3	24	1
Turnovers forced/game	19.8	68	4
Turnovers/game	12.5	22	2
Winning percentage	83.3	47	2
















Games thru Nov. 27

UTEP'S RECORD WHEN ...

Overall	5-1
Against DI	5-1
Playing in OT	1-0
Playing at home	3-0
Playing on the road	1-0
Playing on a neutral court	1-1
Playing during the day	2-1
Playing at night	3-0
Playing C-USA foes	0-0
Playing C-USA home games	0-0
Playing C-USA road games	0-0
Playing C-USA neutral games	0-0
Playing nonconference foes	5-1
Playing nonconference home games	3-0
Playing nonconference road games	1-0
Playing nonconference neutral games	1-1
Playing on Mondays	1-0
Playing on Tuesdays	0-0
Playing on Wednesdays	1-0
Playing on Thursdays	0-0
Playing on Fridays	1-0
Playing on Saturdays	1-1
Playing on Sundays	1-0
Playing in November	5-1
Playing in December	0-0
Playing in January	0-0
Playing in February	0-0
Playing in March	0-0
Playing in the Central time zone	1-0
Playing in the Eastern time zone	0-0
Playing in the Mountain time zone	3-0
Playing in the Pacific time zone	1-1
Shooting 50% or better	0-0
Shooting 40% or better	3-0
Shooting less than 40%	2-1
Opponent shoots 50% or better	0-0
Opponent shoots 40% or better	3-0
Opponent shoots less than 40%	2-1
Shooting better than opponent	1-0
Shooting equal or worse than opponent	4-1
Outrebounding opponents	3-0
Tied or outrebounded	2-1
Ahead at halftime	3-0
Behind at halftime	2-1
Tied at halftime	0-0
Committing same or less turnovers	4-1
Committing more turnovers	1-0
Having 10 or more steals	2-0
Shooting better than 70% from the line	3-1
Scoring less than 70 points	2-1
Scoring between 50-59 points	0-1
Scoring between 60-69 points	2-0
Scoring between 70-79 points	1-0
Scoring 80 points or more	2-0
Allowing less than 70 points	5-1
Allowing between 50-59 points	3-0
Allowing between 60-69 points	2-1
Allowing between 70-79 points	0-0
Games decided by five points or less	1-0
Games decided by 6-10 points	1-0
Games decided by 11-19 points	2-1
Games decided by 20+ points	1-0



2022-23 UTEP BASKETBALL STATS & FACTS

0		MAHRI PETREE • JR. • G • 5-11 • DETROIT, MICH.	PPG 14.5	RPG 4.5	APG 1.0	FG% 34.8	3FG 25.0	FT% 100	<ul style="list-style-type: none"> • Multidisciplinary Studies major • Averaged 5.0 ppg and 2.6 rpg with 23 steals last season • Favorite food is mama's cooking • Dream vacation is Ireland • Favorite pro sports team is the Phoenix Mercury
1		JAZION JACKSON • JR. • G • 5-9 • DALLAS, TEXAS	PPG 10.3	RPG 4.5	APG 2.2	FG% 39.6	3FG 26.1	FT% 70.0	<ul style="list-style-type: none"> • Multidisciplinary Studies major • Averaged 9.2 ppg, 3.8 rpg, 2.9 apg and 1.1 spg last season at North Texas • Favorite TV show is Stranger Things • Hopes to play professionally and to one day be a coach • Favorite food is seafood
2		ERIN WILSON • JR. • G • 5-10 • AUBURNDALE, FLA.	PPG 0.8	RPG 0.8	APG 0.0	FG% 20.0	3FG 0.0	FT% 50.0	<ul style="list-style-type: none"> • Education major • Averaged 4.2 ppg and 3.2 rpg last season • Chicken wings are favorite food • Favorite pro team is the Dallas Wings • Dream job is to be a CEO
3		GRACE ALVAREZ • SO. • G • 5-8 • HOUSTON, TEXAS	PPG 2.4	RPG 0.4	APG 1.0	FG% 40.0	3FG 37.5	FT% 50.0	<ul style="list-style-type: none"> • Criminal Justice major • Appeared in 23 games off the bench last season as a freshman • Stranger Things is favorite TV show • Favorite food is BBQ • Dream job is to be a lawyer
4		VEONCE POWELL • SO. • G • 5-7 • MIAMI, FLA.	PPG -	RPG -	APG -	FG% -	3FG -	FT% -	<ul style="list-style-type: none"> • Geophysics major • Averaged 14.3 ppg and shot 43.3 percent on 3-pointers last season at Tyler JC • Won the NJCAA National Championship as a sophomore at Tyler JC • Dream job is to be a meteorologist • Favorite food is seafood
10		ZHANE THOMPSON • SO. • G • 5-8 • BURNSVILLE, MINN.	PPG -	RPG -	APG -	FG% -	3FG -	FT% -	<ul style="list-style-type: none"> • Undecided major • Averaged 13.1 ppg, 2.8 rpg, 1.7 apg and 1.4 spg last season at Seward County CC • Favorite pro team is the Los Angeles Lakers • Favorite food is buffalo wings • Dream vacation is the Bahamas
11		N'YAH BOYD • JR. • G • 5-6 • MESQUITE, TEXAS	PPG 14.2	RPG 6.2	APG 3.0	FG% 35.8	3FG 22.2	FT% 67.9	<ul style="list-style-type: none"> • General Business major • Played 26 games with 11 starts last season at Oklahoma State, tallying 47 assists • Favorite TV show is The Vampire Diaries • Enjoys seafood • Wants to be a realtor following college
12		THANIYA MARKS • JR. • F • 6-1 • BIRMINGHAM, ALA.	PPG 3.4	RPG 1.8	APG 0.0	FG% 58.3	3FG -	FT% 50.0	<ul style="list-style-type: none"> • Interdisciplinary Studies major • Averaged 5.5 ppg and 3.3 rpg last season at Georgia Southern • Dream job is to play professional basketball overseas • Favorite food is turkey necks and lima beans • Dream vacation is Jamaica
13		SABINE LIPE • SR. • G • 5-9 • LIEPAJA, LATVIA	PPG 4.8	RPG 2.0	APG 0.7	FG% 40.9	3FG 25.0	FT% 80.0	<ul style="list-style-type: none"> • Multidisciplinary Studies and Civil Engineering major • Pasta is favorite food • Dream vacation would be South Korea • Favorite TV show is Crash Landing on You • Hopes to work in an architecture firm one day
15		AVERY CROUSE • JR. • G • 6-0 • SACHSE, TEXAS	PPG 7.7	RPG 3.7	APG 2.2	FG% 29.2	3FG 26.1	FT% 66.7	<ul style="list-style-type: none"> • Multidisciplinary Studies major • Averaged 8.0 ppg and 3.6 rpg last season while racking up 29 steals • Favorite food is enchiladas • Dream vacation is to go to the Amalfi Coast in Italy • A fan of the Dallas Mavericks
21		ELINA ARIKE • SO. • F • 6-2 • HELSINKI, FINLAND	PPG 11.0	RPG 5.0	APG 1.7	FG% 40.0	3FG 0.0	FT% 81.8	<ul style="list-style-type: none"> • Media Advertising major • Averaged 8.8 ppg, 6.6 rpg and 1.6 apg last season • Friends is favorite TV show • Enjoys Italian food • Dream vacation is Bali or Bora Bora
23		ELIANA CABRAL • SR. • G • 5-10 • MONTIJO, PORTUGAL	PPG 8.8	RPG 3.8	APG 1.0	FG% 45.8	3FG 25.0	FT% 83.3	<ul style="list-style-type: none"> • Multidisciplinary Studies major • Averaged 3.8 ppg and 2.0 rpg with 20 steals last season • Favorite TV show is Game of Thrones • Maldives is dream vacation • Voted funniest on the team by her peers
24		ADHEL TAC • SO. • F • 6-0 • GARLAND, TEXAS	PPG 6.2	RPG 6.5	APG 1.0	FG% 42.9	3FG 0.0	FT% 68.4	<ul style="list-style-type: none"> • Public Health major • Appeared in 24 games off the bench last season, grabbing 32 rebounds • Favorite TV show is Grey's Anatomy • Enjoys pasta, African food and chicken • Dream job would be to be a physician assistant or to work in the NBA (media)
25		SOLEIL MONTROSE • FR. • G • 5-10 • IRVINE, CALIF.	PPG 7.3	RPG 3.0	APG 1.2	FG% 39.0	3FG 54.5	FT% 75.0	<ul style="list-style-type: none"> • Biological Sciences major • Averaged 8.0 ppg, 4.1 rpg, 2.2 apg and 1.7 spg as a senior at Mater Dei HS • Wants to be a doctor following college • Favorite food is pasta or Puerto Rican food • Favorite pro team is the Golden State Warriors
31		ADELA VALKOVA • JR. • F • 6-3 • BRNO, CZECH REPUBLIC	PPG 0.0	RPG 1.0	APG 0.0	FG% -	3FG -	FT% -	<ul style="list-style-type: none"> • Multidisciplinary Studies major • Averaged 12.3 ppg, 8.2 rpg and 1.9 bpg last season at Weatherford College • Favorite TV show is Criminal Minds • Dream job is to be a doctor • Enjoys Japanese food



2022-23 UTEP MINERS ROSTER

NUMERICAL

No.	Name	Ht.	Pos.	Cl.	Exp.	Hometown / Previous School
0	Mahri Petree	5-11	G	Jr.	1L	Detroit, Mich. / Bradley
1	Jazion Jackson	5-9	G	Jr.	TR	Dallas, Texas / North Texas
2	Erin Wilson	5-10	G	Jr.	1L	Auburndale, Fla. / Jacksonville
3	Grace Alvarez	5-8	G	So.	1L	Houston, Texas / Heights HS
4	Veonce Powell	5-7	G	So.	TR	Miami, Fla. / Tyler JC
10	Zhane Thompson	5-8	G	So.	TR	Burnsville, Minn. / Seward County CC
11	N'Yah Boyd	5-6	G	Jr.	TR	Mesquite, Texas / Oklahoma State
12	Thaniya Marks	6-1	F	Jr.	TR	Birmingham, Ala. / Georgia Southern
13	Sabine Lipe	5-9	G	Sr.	TR	Liepaja, Latvia / Northern Colorado
15	Avery Crouse	6-0	G	Jr.	3L	Sachse, Texas / Sachse HS
21	Elina Arike	6-2	F	So.	2L	Helsinki, Finland / Mäkelänrinne Upper Secondary
23	Eliana Cabral	5-10	G	Sr.	1L	Montijo, Portugal / New Mexico JC
24	Adhel Tac	6-0	F	So.	1L	Garland, Texas / TCU
25	Soleil Montrose	5-10	G	Fr.	HS	Irvine, Calif. / Mater Dei HS
31	Adela Valkova	6-3	F	Jr.	TR	Brno, Czech Republic / Weatherford College

ALPHBETICAL

No.	Name	Ht.	Pos.	Cl.	Exp.	Hometown / Previous School
3	Grace Alvarez	5-8	G	So.	1L	Houston, Texas / Heights HS
21	Elina Arike	6-2	F	So.	2L	Helsinki, Finland / Mäkelänrinne Upper Secondary
11	N'Yah Boyd	5-6	G	Jr.	TR	Mesquite, Texas / Oklahoma State
23	Eliana Cabral	5-10	G	Sr.	1L	Montijo, Portugal / New Mexico JC
15	Avery Crouse	6-0	G	Jr.	3L	Sachse, Texas / Sachse HS
1	Jazion Jackson	5-9	G	Jr.	TR	Dallas, Texas / North Texas
13	Sabine Lipe	5-9	G	Sr.	TR	Liepaja, Latvia / Northern Colorado
12	Thaniya Marks	6-1	F	Jr.	TR	Birmingham, Ala. / Georgia Southern
25	Soleil Montrose	5-10	G	Fr.	HS	Irvine, Calif. / Mater Dei HS
0	Mahri Petree	5-11	G	Jr.	1L	Detroit, Mich. / Bradley
4	Veonce Powell	5-7	G	So.	TR	Miami, Fla. / Tyler JC
24	Adhel Tac	6-0	F	So.	1L	Garland, Texas / TCU
10	Zhane Thompson	5-8	G	So.	TR	Burnsville, Minn. / Seward County CC
31	Adela Valkova	6-3	F	Jr.	TR	Brno, Czech Republic / Weatherford College
2	Erin Wilson	5-10	G	Jr.	1L	Auburndale, Fla. / Jacksonville

Coaching Staff

Head Coach: Kevin Baker (6th season; Stephen F. Austin, '94)

Associate Head Coach: Todd Buchanan

Assistant Coach/Director of Player Development: Heather Karner

Assistant Coach/Recruiting Coordinator: Lexi Murphy

Pronunciation Guide

#0	Mahri Petree	Mah-ree Pea-Tree
#1	Jazion Jackson	Jazz-ee-on
#10	Zhane Thompson	John-ay
#11	N'Yah Boyd	Nye-yuh
#12	Thaniya Marks	Tuh-nye-uh
#13	Sabine Lipe	Suh-bee-nay Lee-pay
#21	Elina Arike	Uh-lee-nuh Uh-ree-kay
#23	Eliana Cabral	El-ee-aw-nuh Cuh-brawl
#24	Adhel Tac	Adel Tack
#25	Soleil Montrose	So-lay

CAREER HIGHS

#3 GRACE ALVAREZ

PTS: _____ 6, 2x, last vs. New Orleans (11/7/22)
 REB: _____ 4, at FIU (1/29/22)
 AST: _____ 3, vs. New Orleans (11/7/22)
 STL: _____ 1, 4x, last vs. New Orleans (11/7/22)
 BLK: _____ -
 FG: _____ 2, 2x, last vs. New Orleans (11/7/22)
 FGA: _____ 9, vs. Seattle (11/26/21)
 3FG: _____ 2, 2x, last vs. New Orleans (11/7/22)
 3FGA: _____ 9, vs. Seattle (11/26/21)
 FT: _____ 2, at Rice (3/3/22)
 FTA: _____ 2, 3x, last vs. San Jose State (11/25/22)
 MIN: _____ 22, vs. Seattle (11/26/21)

#21 ELINA ARIKE

PTS: _____ 19, vs. North Dakota (11/13/21)
 REB: _____ 15, vs. North Dakota (11/13/21)
 AST: _____ 6, vs. Air Force (12/21/21)
 STL: _____ 3, vs. North Dakota (11/13/21)
 BLK: _____ 2, 3x, last at NM State (12/15/21)
 FG: _____ 7, 3x, last vs. North Dakota (11/13/21)
 FGA: _____ 16, at Rice (1/8/21)
 3FG: _____ 2, vs. Middle Tennessee (1/1/22)
 3FGA: _____ 5, vs. Middle Tennessee (1/1/22)
 FT: _____ 10, vs. Southern Miss (2/19/22)
 FTA: _____ 13, vs. Southern Miss (2/19/22)
 MIN: _____ 43, vs. Air Force (12/21/21)

#11 N'YAH BOYD

PTS: _____ *25, at Charlotte (2/13/20)
 REB: _____ 8, 4x, last vs. San Jose State (11/25/22)
 AST: _____ 7, 3x, last vs. Texa Southern (11/16/22)
 STL: _____ *5, vs. Marshall (2/26/21)
 BLK: _____ *1, at LA Tech (2/5/21)
 FG: _____ 9, 2x, last vs. Sacramento State (11/26/22)
 FGA: _____ 20, 2x, last vs. Sacramento State (11/26/22)
 3FG: _____ *5, at Marshall (2/29/20)
 3FGA: _____ 7, 2x, last vs. Texas State (11/19/22)
 FT: _____ 8, 2x, last vs. Texas State (11/19/22)
 FTA: _____ 10, 3x, last vs. Texas State (11/19/22)
 MIN: _____ 41, vs. Texas State (11/19/22)

#23 ELIANA CABRAL

PTS: _____ 15, vs. New Orleans (11/7/22)
 REB: _____ 7, vs. Seattle (11/26/21)
 AST: _____ 3, 2x, last at Rice (3/3/22)
 STL: _____ 4, vs. NM State (11/17/21)
 BLK: _____ -
 FG: _____ 5, 2x, last vs. New Orleans (11/7/22)
 FGA: _____ 13, vs. New Orleans (11/7/22)
 3FG: _____ 2, 2x, last vs. New Orleans (11/7/22)
 3FGA: _____ 7, vs. New Orleans (11/7/22)
 FT: _____ 6, vs. Kansas (11/27/21)
 FTA: _____ 8, vs. Kansas (11/27/21)
 MIN: _____ 30, vs. Kansas (11/27/21)

#15 AVERY CROUSE

PTS: _____ 21, 2x, last vs. USM (2/29/20)
 REB: _____ 9, 3x, last vs. UAB (2/6/21)
 AST: _____ 5, 3x, last at Kansas City (11/13/22)
 STL: _____ 4, 3x, last at Utah State (12/13/20)
 BLK: _____ 3, vs. Tulsa (12/29/19)
 FG: _____ 8, at UTSA (2/20/20)
 FGA: _____ 18, vs. Incarnate Word (1/28/20)
 3FG: _____ 3, 4x, last at Rice (3/3/22)
 3FGA: _____ 8, at Texas State (12/13/21)
 FT: _____ 7, 4x, last vs. Air Force (12/21/21)
 FTA: _____ 10, vs. Air Force (12/21/21)
 MIN: _____ 40, 3x, last vs. Sacramento State (11/26/22)

#1 JAZION JACKSON

PTS: _____ *20, vs. Rice (3/4/21)
 REB: _____ 9, vs. Texas State (11/19/22)
 AST: _____ 8, 4x, last vs. New Orleans (11/7/22)
 STL: _____ 6, vs. New Orleans (11/7/22)
 BLK: _____ *2, 3x, last vs. Old Dominion (3/10/21)
 FG: _____ *8, 2x, last at UTEP (2/3/22)
 FGA: _____ *16, 2x, last at Missouri State (11/14/21)
 3FG: _____ *3, 2x, last at Baylor (12/29/21)
 3FGA: _____ 7, 3x, last vs. Texas State (11/19/22)
 FT: _____ *8, 2x, last at UTSA (2/5/22)
 FTA: _____ 10, 4x, last vs. Texas State (11/19/22)
 MIN: _____ *43, vs. UT Arlington (11/20/21)

#13 SABINE LIPE

PTS: _____ *16, 2x, last at Montana State (12/2/21)
 REB: _____ *10, 2x, last vs. Idaho State (3/8/22)
 AST: _____ 7, at UTSA (1/5/19)
 STL: _____ 3, 3x, last vs. Florida Atlantic (2/21/21)
 BLK: _____ 3, vs. Alcorn State (11/16/19)
 FG: _____ *6, at Montana State (12/2/21)
 FGA: _____ 11, vs. NM State (12/2/20)
 3FG: _____ 4, 2x, last at UTSA (1/30/21)
 3FGA: _____ *6, 4x last at Idaho State (1/29/22)
 FT: _____ *7, vs. Idaho State (3/8/22)
 FTA: _____ *7, vs. Idaho State (3/8/22)
 MIN: _____ 36, vs. NM State (11/25/20)

#12 THANIYA MARKS

PTS: _____ *11, 2x, last vs. Carver (12/13/21)
 REB: _____ *9, at Auburn (11/11/21)
 AST: _____ *2, vs. South Carolina State (11/26/21)
 STL: _____ *3, 2x, last at San Diego Christian (11/22/21)
 BLK: _____ *2, 2x, last vs. FIU (11/17/21)
 FG: _____ *5, vs. Carver (12/13/21)
 FGA: _____ 7, 3x, last vs. Texas Southern (11/16/22)
 3FG: _____
 3FGA: _____
 FT: _____ *6, vs. Arkansas State (12/30/21)
 FTA: _____ *8, at Auburn (11/11/21)
 MIN: _____ *26, at Kennesaw State (12/17/21)

#25 SOLEIL MONTROSE

PTS: _____ 23, vs. Texas Southern (11/16/22)
 REB: _____ 6, vs. Texas Southern (11/16/22)
 AST: _____ 4, vs. Texas State (11/19/22)
 STL: _____ 2, at Kansas City (11/13/22)
 BLK: _____
 FG: _____ 9, vs. Texas Southern (11/16/22)
 FGA: _____ 18, vs. Texas Southern (11/16/22)
 3FG: _____ 3, vs. Texas Southern (11/16/22)
 3FGA: _____ 5, vs. Texas State (11/19/22)
 FT: _____ 3, at Kansas City (11/13/22)
 FTA: _____ 4, at Kansas City (11/13/22)
 MIN: _____ 37, vs. Texas State (11/19/22)

#0 MAHRI PETREE

PTS: _____ 24, vs. New Orleans (11/7/22)
 REB: _____ *10, vs. Kansas City (11/25/20)
 AST: _____ *4, 3x, last at Evansville (1/15/21)
 STL: _____ 4, vs. LA Tech (2/17/22)
 BLK: _____ 2, 3x, last vs. NM State (11/17/21)
 FG: _____ *8, vs. Indiana State (3/5/21)
 FGA: _____ *17, vs. Indiana State (3/5/21)
 3FG: _____ 6, vs. Southern Miss (2/19/22)
 3FGA: _____ 10, vs. Southern Miss (2/19/22)
 FT: _____ 11, vs. New Orleans (11/7/22)
 FTA: _____ 11, vs. New Orleans (11/7/22)
 MIN: _____ *38, at Saint Louis (12/6/20)

#4 VEONCE POWELL

PTS: _____
 REB: _____
 AST: _____
 STL: _____
 BLK: _____
 FG: _____
 FGA: _____
 3FG: _____
 3FGA: _____
 FT: _____
 FTA: _____
 MIN: _____

#24 ADHEL TAC

PTS: _____ 11, at Kansas City (11/13/22)
 REB: _____ 11, vs. Texas State (11/19/22)
 AST: _____ 2, 3x last at Kansas City (11/13/22)
 STL: _____ 1, 6x, last vs. Texas Southern (11/16/22)
 BLK: _____ 1, 3x, last at UTSA (1/20/22)
 FG: _____ 4, 2x, last at Kansas City (11/13/22)
 FGA: _____ 10, at Kansas City (11/13/22)
 3FG: _____ -
 3FGA: _____ 1, 3x, last vs. Texas Southern (11/16/22)
 FT: _____ 3, 2x, last vs. Texas Southern (11/16/22)
 FTA: _____ 5, at Kansas City (11/13/22)
 MIN: _____ 33, at Kansas City (11/13/22)

#10 ZHANE THOMPSON

PTS: _____
 REB: _____
 AST: _____
 STL: _____
 BLK: _____
 FG: _____
 FGA: _____
 3FG: _____
 3FGA: _____
 FT: _____
 FTA: _____
 MIN: _____

#31 ADELA VALKOVA

PTS: _____
 REB: _____ 1, vs. San Jose State (11/25/22)
 AST: _____
 STL: _____
 BLK: _____
 FG: _____
 FGA: _____
 3FG: _____
 3FGA: _____
 FT: _____
 FTA: _____
 MIN: _____ 1, vs. San Jose State (11/25/22)

#2 ERIN WILSON

PTS: _____ *26, 2x, last vs. North Fla. (1/17/21)
 REB: _____ *11, vs. Bellarmine (2/7/21)
 AST: _____ *3, 2x, last vs. Bellarmine (2/6/21)
 STL: _____ *4, at Liberty (1/31/21)
 BLK: _____ *1, 4x, last vs. North Dakota (11/13/21)
 FG: _____ *10, vs. Bellarmine (2/7/21)
 FGA: _____ *20, vs. North Fla. (1/16/21)
 3FG: _____ *3, 2x, last at North Fla. (1/17/21)
 3FGA: _____ *9, at North Fla. (1/16/21)
 FT: _____ 5, 4x, last vs. Air Force (12/21/21)
 FTA: _____ *9, at North Fla. (1/16/21)
 MIN: _____ *37, vs. Bellarmine (2/6/21)

* Denotes Previous School

Player	Previous School
Mahri Petree	Bradley (2019-21)
Jazion Jackson	North Texas (2019-21)
Sabine Lipe	Northern Colorado (2021-22)
Erin Wilson	Jacksonville (2019-21)
N'Yah Boyd	Oklahoma State (2021-22), North Texas (2019-21)
Adhel Tac	TCU (2020-21)
Thaniya Marks	Georgia Southern (2021-22)



2022-23 OVERALL STATISTICS

Game Records

Record	Overall	Home	Away	Neutral
ALL GAMES	5-1	3-0	1-0	1-1
CONFERENCE	0-0	0-0	0-0	0-0
NON-CONFERENCE	5-1	3-0	1-0	1-1

Score by Periods

Team	1st	2nd	3rd	4th	OT	TOT
UTEP	80	110	115	98	17	420
Opponents	82	84	94	91	13	364

Team Box Score

No.	Player	Total			3-Point			F-Throw		Rebounds				PF DQ A TO BLK STL PTS AVG								
		GP-GS	MIN	AVG	FG-FGA	FG%	3FG-3FGA	3FG%	FT-FTA	FT%	OFF	DEF	TOT	AVG	PF	DQ	A	TO	BLK	STL	PTS	AVG
0	PETREE, Mahri	2-1	49:08	24.6	8-23	.348	1-4	.250	12-12	1.000	5	4	9	4.5	2	0	2	1	1	4	29	14.5
11	BOYD, N'Yah	5-5	169:07	33.8	24-67	.358	4-18	.222	19-28	.679	6	25	31	6.2	9	1	15	7	0	4	71	14.2
21	ARIKE, Elina	3-1	78:14	26.1	12-30	.400	0-1	.000	9-11	.818	7	8	15	5.0	6	0	5	7	1	3	33	11.0
1	JACKSON, Jazion	6-6	176:54	29.5	21-53	.396	6-23	.261	14-20	.700	16	11	27	4.5	9	0	13	15	1	18	62	10.3
23	CABRAL, Eliana	4-1	72:55	18.2	11-24	.458	3-12	.250	10-12	.833	7	8	15	3.8	5	0	4	3	0	6	35	8.8
15	CROUSE, Avery	6-6	211:32	35.3	14-48	.292	6-23	.261	12-18	.667	6	16	22	3.7	16	0	13	11	0	2	46	7.7
25	MONTROSE, Soleil	6-5	132:48	22.1	16-41	.390	6-11	.545	6-8	.750	5	13	18	3.0	10	0	7	5	0	2	44	7.3
24	TAC, Adhel	6-5	132:51	22.1	12-28	.429	0-1	.000	13-19	.684	12	27	39	6.5	19	1	6	9	0	1	37	6.2
13	LIPE, Sabine	6-0	94:27	15.7	9-22	.409	3-12	.250	8-10	.800	3	9	12	2.0	12	0	4	4	0	5	29	4.8
12	MARKS, Thaniya	5-0	36:31	7.3	7-12	.583	0-0	.000	3-6	.500	3	6	9	1.8	2	0	0	6	1	2	17	3.4
3	ALVAREZ, Grace	5-0	32:53	6.6	4-10	.400	3-8	.375	1-2	.500	1	1	2	0.4	4	0	5	2	0	1	12	2.4
2	WILSON, Erin	6-0	36:13	6.0	1-5	.200	0-2	.000	3-6	.500	3	2	5	0.8	5	0	0	4	0	1	5	0.8
31	VALKOVA, Adela	1-0	01:27	1.5	0-0	.000	0-0	.000	0-0	.000	0	1	1	1.0	0	0	0	0	0	0	0	0.0
Team											14	13	27					1				
Total		6	1225		139-363	.383	32-115	.278	110-152	.724	88	144	232	38.7	99	2	74	75	4	49	420	70.0
Opponents		6	1225		137-333	.411	33-109	.303	57-84	.679	67	159	226	37.7	135	3	64	119	34	38	364	60.7

Team Statistics

	UTEP	OPP
Scoring	420	364
Points per game	70.0	60.7
Scoring margin	+9.3	-
Field goals-att	139-363	137-333
Field goal pct	.383	.411
3 point fg-att	32-115	33-109
3-point FG pct	.278	.303
3-pt FG made per game	5.3	5.5
Free throws-att	110-152	57-84
Free throw pct	.724	.679
F-Throws made per game	18.3	9.5
Rebounds	232	226
Rebounds per game	38.7	37.7
Rebounding margin	+1.0	-
Assists	74	64
Assists per game	12.3	10.7
Turnovers	75	119
Turnovers per game	12.5	19.8
Turnover margin	+7.3	-
Assist/turnover ratio	1.0	0.5
Steals	49	38
Steals per game	8.2	6.3
Blocks	4	34
Blocks per game	0.7	5.7
Winning streak	0	-
Home win streak	3	-
Attendance	2323	403
Home games-Avg/Game	3-774	1-403
Neutral site-Avg/Game	-	2-113

Team Results

Date	Opponent		Score	Att.
11/07/2022	New Orleans	W	83-55	758
11/13/2022	at Kansas City	W	68-59	403
11/16/2022	Texas Southern	W	80-65	711
11/19/2022	Texas St.	Wot	72-68	854
11/25/2022	vs San Jose St.	W	67-54	112
11/26/2022	vs Sacramento St.	L	50-63	113

2022-23 STATISTICS GAME-BY-GAME

Opponent	Date	Score		Total		3-Pointers		Free throws		Rebounds										
				FG-FGA	PCT	3FG-3FGA	PCT	FT-FTA	PCT	OFF	DEF	TOT	AVG	PF	A	TO	BLK	STL	PTS	AVG
New Orleans	11/07/2022	83-55	W	26-60	.433	8-20	.400	23-30	.767	15	16	31	31.0	14	21	11	0	17	83	83.0
at Kansas City	11/13/2022	68-59	W	24-68	.353	6-18	.333	14-21	.667	17	24	41	36.0	12	14	12	1	7	68	75.5
Texas Southern	11/16/2022	80-65	W	27-65	.415	5-18	.278	21-27	.778	18	20	38	36.7	23	13	15	1	11	80	77.0
Texas St.	11/19/2022	72-68	Wot	21-63	.333	6-27	.222	24-31	.774	14	37	51	40.3	16	11	12	0	4	72	75.8
vs San Jose St.	11/25/2022	67-54	W	24-56	.429	5-25	.200	14-23	.609	15	28	43	40.8	13	12	17	2	9	67	74.0
vs Sacramento St.	11/26/2022	50-63	L	17-51	.333	2-7	.286	14-20	.700	9	19	28	38.7	21	3	8	0	1	50	70.0
Total		420		139-363	.383	32-115	.278	110-152	.724	88	144	232	38.7	99	74	75	4	49	420	70.0
Opponents		364		137-333	.411	33-109	.303	57-84	.679	67	159	226	37.7	135	64	119	34	38	364	60.7

UTEP Averages

Games Played	Points/game	FG Pct	3FG Pct	FT Pct	Rebounds/game	Assists/game	Turnovers/game	Assist/Turnover ratio	Steals/game	Blocks/game
6	70.0	38.3	27.8	72.4	38.7	12.3	12.5	1.0	8.2	0.7



2022-23 STATISTICS

Team Statistics

	UTEP	OPP
Scoring	420	364
Points per game	70.0	60.7
Scoring margin	+9.3	-
Field goals-att	139-363	137-333
Field goal pct	.383	.411
3 point fg-att	32-115	33-109
3-point FG pct	.278	.303
3-pt FG made per game	5.3	5.5
Free throws-att	110-152	57-84
Free throw pct	.724	.679
F-Throws made per game	18.3	9.5
Rebounds	232	226
Rebounds per game	38.7	37.7
Rebounding margin	+1.0	-
Assists	74	64
Assists per game	12.3	10.7
Turnovers	75	119
Turnovers per game	12.5	19.8
Turnover margin	+7.3	-
Assist/turnover ratio	1.0	0.5
Steals	49	38
Steals per game	8.2	6.3
Blocks	4	34
Blocks per game	0.7	5.7
Winning streak	0	-
Home win streak	3	-
Attendance	2323	403
Home games-Avg/Game	3-774	1-403
Neutral site-Avg/Game	-	2-113

Score by Periods

Team	1st	2nd	3rd	4th	OT	TOT
UTEP	80	110	115	98	17	420
Opponents	82	84	94	91	13	364



2022-23 STATISTICS

UTEP - Game Highs

POINTS	83	New Orleans (11/07/2022)
	80	Texas Southern (11/16/2022)
	72	Texas St. (11/19/2022)
	68	at Kansas City (11/13/2022)
	67	vs San Jose St. (N) (11/25/2022)
FIELD GOALS MADE	27	Texas Southern (11/16/2022)
	26	New Orleans (11/07/2022)
FIELD GOAL ATTEMPTS	68	at Kansas City (11/13/2022)
	65	Texas Southern (11/16/2022)
FIELD GOAL PERCENTAGE	.433 (26-60)	New Orleans (11/07/2022)
	.429 (24-56)	vs San Jose St. (N) (11/25/2022)
3 PT FG MADE	8	New Orleans (11/07/2022)
	6	Texas St. (11/19/2022)
	6	at Kansas City (11/13/2022)
3 PT FG ATTEMPTS	27	Texas St. (11/19/2022)
	25	vs San Jose St. (N) (11/25/2022)
3 PT FG PERCENTAGE	.400 (8-20)	New Orleans (11/07/2022)
	.333 (6-18)	at Kansas City (11/13/2022)
FREE THROWS MADE	24	Texas St. (11/19/2022)
	23	New Orleans (11/07/2022)
FREE THROW ATTEMPTS	31	Texas St. (11/19/2022)
	30	New Orleans (11/07/2022)
FREE THROW PERCENTAGE	.778 (21-27)	Texas Southern (11/16/2022)
	.774 (24-31)	Texas St. (11/19/2022)
REBOUNDS	51	Texas St. (11/19/2022)
	43	vs San Jose St. (N) (11/25/2022)
ASSISTS	21	New Orleans (11/07/2022)
	14	at Kansas City (11/13/2022)
STEALS	17	New Orleans (11/07/2022)
	11	Texas Southern (11/16/2022)
BLOCKED SHOTS	2	vs San Jose St. (N) (11/25/2022)
	1	Texas Southern (11/16/2022)
	1	at Kansas City (11/13/2022)
TURNOVERS	17	vs San Jose St. (N) (11/25/2022)
	15	Texas Southern (11/16/2022)
FOULS	23	Texas Southern (11/16/2022)
	21	vs Sacramento St. (N) (11/26/2022)



2022-23 STATISTICS

Opponent - Game Highs

POINTS	68		Texas St. (11/19/2022)
	65		Texas Southern (11/16/2022)
	63		vs Sacramento St. (N) (11/26/2022)
	59		at Kansas City (11/13/2022)
	55		New Orleans (11/07/2022)
FIELD GOALS MADE	27		Texas St. (11/19/2022)
	24		vs San Jose St. (N) (11/25/2022)
	24		at Kansas City (11/13/2022)
FIELD GOAL ATTEMPTS	72		Texas St. (11/19/2022)
	61		at Kansas City (11/13/2022)
FIELD GOAL PERCENTAGE	.477	(21-44)	New Orleans (11/07/2022)
	.440	(22-50)	Texas Southern (11/16/2022)
3 PT FG MADE	8		Texas St. (11/19/2022)
	8		New Orleans (11/07/2022)
3 PT FG ATTEMPTS	28		vs Sacramento St. (N) (11/26/2022)
	23		Texas St. (11/19/2022)
3 PT FG PERCENTAGE	.500	(3-6)	at Kansas City (11/13/2022)
	.381	(8-21)	New Orleans (11/07/2022)
FREE THROWS MADE	18		vs Sacramento St. (N) (11/26/2022)
	15		Texas Southern (11/16/2022)
FREE THROW ATTEMPTS	24		vs Sacramento St. (N) (11/26/2022)
	22		Texas Southern (11/16/2022)
FREE THROW PERCENTAGE	.750	(18-24)	vs Sacramento St. (N) (11/26/2022)
	.727	(8-11)	at Kansas City (11/13/2022)
REBOUNDS	43		at Kansas City (11/13/2022)
	42		Texas St. (11/19/2022)
ASSISTS	16		Texas St. (11/19/2022)
	12		Texas Southern (11/16/2022)
STEALS	11		vs San Jose St. (N) (11/25/2022)
	6		at Kansas City (11/13/2022)
	6		New Orleans (11/07/2022)
BLOCKED SHOTS	13		at Kansas City (11/13/2022)
	7		vs Sacramento St. (N) (11/26/2022)
TURNOVERS	33		New Orleans (11/07/2022)
	24		Texas Southern (11/16/2022)
FOULS	27		Texas Southern (11/16/2022)
	26		Texas St. (11/19/2022)

2022-23 STATISTICS

UTEP - Game Lows

POINTS	50		vs Sacramento St. (N) (11/26/2022)
	67		vs San Jose St. (N) (11/25/2022)
	68		at Kansas City (11/13/2022)
	72		Texas St. (11/19/2022)
	80		Texas Southern (11/16/2022)
FIELD GOALS MADE	17		vs Sacramento St. (N) (11/26/2022)
	21		Texas St. (11/19/2022)
FIELD GOAL ATTEMPTS	51		vs Sacramento St. (N) (11/26/2022)
	56		vs San Jose St. (N) (11/25/2022)
FIELD GOAL PERCENTAGE	.333	(21-63)	Texas St. (11/19/2022)
	.333	(17-51)	vs Sacramento St. (N) (11/26/2022)
3 PT FG MADE	2		vs Sacramento St. (N) (11/26/2022)
	5		vs San Jose St. (N) (11/25/2022)
	5		Texas Southern (11/16/2022)
3 PT FG ATTEMPTS	7		vs Sacramento St. (N) (11/26/2022)
	18		Texas Southern (11/16/2022)
	18		at Kansas City (11/13/2022)
3 PT FG PERCENTAGE	.200	(5-25)	vs San Jose St. (N) (11/25/2022)
	.222	(6-27)	Texas St. (11/19/2022)
FREE THROWS MADE	14		vs Sacramento St. (N) (11/26/2022)
	14		vs San Jose St. (N) (11/25/2022)
	14		at Kansas City (11/13/2022)
FREE THROW ATTEMPTS	20		vs Sacramento St. (N) (11/26/2022)
	21		at Kansas City (11/13/2022)
FREE THROW PERCENTAGE	.609	(14-23)	vs San Jose St. (N) (11/25/2022)
	.667	(14-21)	at Kansas City (11/13/2022)
REBOUNDS	28		vs Sacramento St. (N) (11/26/2022)
	31		New Orleans (11/07/2022)
ASSISTS	3		vs Sacramento St. (N) (11/26/2022)
	11		Texas St. (11/19/2022)
STEALS	1		vs Sacramento St. (N) (11/26/2022)
	4		Texas St. (11/19/2022)
BLOCKED SHOTS	0		vs Sacramento St. (N) (11/26/2022)
	0		Texas St. (11/19/2022)
	0		New Orleans (11/07/2022)
TURNOVERS	8		vs Sacramento St. (N) (11/26/2022)
	11		New Orleans (11/07/2022)
FOULS	12		at Kansas City (11/13/2022)
	13		vs San Jose St. (N) (11/25/2022)



2022-23 STATISTICS

Opponent - Game Lows

POINTS	54		vs San Jose St. (N) (11/25/2022)
	55		New Orleans (11/07/2022)
	59		at Kansas City (11/13/2022)
	63		vs Sacramento St. (N) (11/26/2022)
	65		Texas Southern (11/16/2022)
FIELD GOALS MADE	19		vs Sacramento St. (N) (11/26/2022)
	21		New Orleans (11/07/2022)
FIELD GOAL ATTEMPTS	44		New Orleans (11/07/2022)
	48		vs Sacramento St. (N) (11/26/2022)
FIELD GOAL PERCENTAGE	.375	(27-72)	Texas St. (11/19/2022)
	.393	(24-61)	at Kansas City (11/13/2022)
3 PT FG MADE	1		vs San Jose St. (N) (11/25/2022)
	3		at Kansas City (11/13/2022)
3 PT FG ATTEMPTS	6		at Kansas City (11/13/2022)
	13		vs San Jose St. (N) (11/25/2022)
3 PT FG PERCENTAGE	.077	(1-13)	vs San Jose St. (N) (11/25/2022)
	.250	(7-28)	vs Sacramento St. (N) (11/26/2022)
FREE THROWS MADE	5		vs San Jose St. (N) (11/25/2022)
	5		New Orleans (11/07/2022)
FREE THROW ATTEMPTS	8		New Orleans (11/07/2022)
	9		vs San Jose St. (N) (11/25/2022)
FREE THROW PERCENTAGE	.556	(5-9)	vs San Jose St. (N) (11/25/2022)
	.600	(6-10)	Texas St. (11/19/2022)
REBOUNDS	31		New Orleans (11/07/2022)
	34		vs San Jose St. (N) (11/25/2022)
ASSISTS	6		at Kansas City (11/13/2022)
	9		vs San Jose St. (N) (11/25/2022)
STEALS	5		vs Sacramento St. (N) (11/26/2022)
	5		Texas St. (11/19/2022)
	5		Texas Southern (11/16/2022)
BLOCKED SHOTS	2		vs San Jose St. (N) (11/25/2022)
	3		Texas St. (11/19/2022)
TURNOVERS	9		Texas St. (11/19/2022)
	15		vs Sacramento St. (N) (11/26/2022)
FOULS	16		vs Sacramento St. (N) (11/26/2022)
	21		New Orleans (11/07/2022)

2022-23 CATEGORY LEADERS

Points

##	Player	G	Pts	Pts/G
11	Boyd, N'Yah	5	71	14.2
1	Jackson, Jazion	6	62	10.3
15	Crouse, Avery	6	46	7.7
25	Montrose, Soleil	6	44	7.3
24	Tac, Adhel	6	37	6.2
23	Cabral, Eliana	4	35	8.8
21	Arike, Elina	3	33	11.0
0	Petree, Mahri	2	29	14.5
13	Lipe, Sabine	6	29	4.8
12	Marks, Thaniya	5	17	3.4
3	Alvarez, Grace	5	12	2.4
2	Wilson, Erin	6	5	0.8

Scoring Average

##	Player	G	Pts	Pts/G
0	Petree, Mahri	2	29	14.5
11	Boyd, N'Yah	5	71	14.2
21	Arike, Elina	3	33	11.0
1	Jackson, Jazion	6	62	10.3
23	Cabral, Eliana	4	35	8.8
15	Crouse, Avery	6	46	7.7
25	Montrose, Soleil	6	44	7.3
24	Tac, Adhel	6	37	6.2
13	Lipe, Sabine	6	29	4.8
12	Marks, Thaniya	5	17	3.4
3	Alvarez, Grace	5	12	2.4
2	Wilson, Erin	6	5	0.8

Field Goal Percentage

##	Player	FG	Att	Pct
12	Marks, Thaniya	7	12	.583
23	Cabral, Eliana	11	24	.458
24	Tac, Adhel	12	28	.429
13	Lipe, Sabine	9	22	.409
21	Arike, Elina	12	30	.400
3	Alvarez, Grace	4	10	.400
1	Jackson, Jazion	21	53	.396
25	Montrose, Soleil	16	41	.390
11	Boyd, N'Yah	24	67	.358
0	Petree, Mahri	8	23	.348
15	Crouse, Avery	14	48	.292
2	Wilson, Erin	1	5	.200

Field Goal Attempts

##	Player	G	Att	Att/G
11	Boyd, N'Yah	5	67	13.4
1	Jackson, Jazion	6	53	8.8
15	Crouse, Avery	6	48	8.0
25	Montrose, Soleil	6	41	6.8
21	Arike, Elina	3	30	10.0

Field Goals Made

##	Player	G	Made	Made/G
11	Boyd, N'Yah	5	24	4.8
1	Jackson, Jazion	6	21	3.5
25	Montrose, Soleil	6	16	2.7
15	Crouse, Avery	6	14	2.3
21	Arike, Elina	3	12	4.0

3-Point FG Percentage

##	Player	3FG	Att	Pct
25	Montrose, Soleil	6	11	.545
3	Alvarez, Grace	3	8	.375
1	Jackson, Jazion	6	23	.261
15	Crouse, Avery	6	23	.261
0	Petree, Mahri	1	4	.250
23	Cabral, Eliana	3	12	.250
13	Lipe, Sabine	3	12	.250
11	Boyd, N'Yah	4	18	.222

3-Point FG Attempts

##	Player	G	Att	Att/G
1	Jackson, Jazion	6	23	3.8
15	Crouse, Avery	6	23	3.8
11	Boyd, N'Yah	5	18	3.6
23	Cabral, Eliana	4	12	3.0
13	Lipe, Sabine	6	12	2.0

3-Point FG Made

##	Player	G	Made	Made/G
1	Jackson, Jazion	6	6	1.0
15	Crouse, Avery	6	6	1.0
25	Montrose, Soleil	6	6	1.0
11	Boyd, N'Yah	5	4	0.8
23	Cabral, Eliana	4	3	0.8



2022-23 CATEGORY LEADERS

Free Throw Percentage

##	Player	Made	Att	Pct
0	Petree, Mahri	12	12	1.000
23	Cabral, Eliana	10	12	.833
21	Arike, Elina	9	11	.818
13	Lipe, Sabine	8	10	.800
25	Montrose, Soleil	6	8	.750
1	Jackson, Jazion	14	20	.700
24	Tac, Adhel	13	19	.684
11	Boyd, N'Yah	19	28	.679
15	Crouse, Avery	12	18	.667
12	Marks, Thaniya	3	6	.500
3	Alvarez, Grace	1	2	.500
2	Wilson, Erin	3	6	.500

Free Throw Attempts

##	Player	G	Att	Att/G
11	Boyd, N'Yah	5	28	5.6
1	Jackson, Jazion	6	20	3.3
24	Tac, Adhel	6	19	3.2
15	Crouse, Avery	6	18	3.0
0	Petree, Mahri	2	12	6.0

Free Throws Made

##	Player	G	Made	Made/G
11	Boyd, N'Yah	5	19	3.8
1	Jackson, Jazion	6	14	2.3
24	Tac, Adhel	6	13	2.2
0	Petree, Mahri	2	12	6.0
15	Crouse, Avery	6	12	2.0

Rebounds

##	Player	G	Reb	Reb/G
24	Tac, Adhel	6	39	6.5
11	Boyd, N'Yah	5	31	6.2
1	Jackson, Jazion	6	27	4.5
15	Crouse, Avery	6	22	3.7
25	Montrose, Soleil	6	18	3.0

Assists

##	Player	G	Ast	Ast/G
11	Boyd, N'Yah	5	15	3.0
1	Jackson, Jazion	6	13	2.2
15	Crouse, Avery	6	13	2.2
25	Montrose, Soleil	6	7	1.2
24	Tac, Adhel	6	6	1.0

Rebounds Average

##	Player	G	Reb	Reb/G
24	Tac, Adhel	6	39	6.5
11	Boyd, N'Yah	5	31	6.2
21	Arike, Elina	3	15	5.0
0	Petree, Mahri	2	9	4.5
1	Jackson, Jazion	6	27	4.5

Steals

##	Player	G	Stl	Stl/G
1	Jackson, Jazion	6	18	3.0
23	Cabral, Eliana	4	6	1.5
13	Lipe, Sabine	6	5	0.8
0	Petree, Mahri	2	4	2.0
11	Boyd, N'Yah	5	4	0.8

Offensive Rebounds

##	Player	G	OReb	OReb/G
1	Jackson, Jazion	6	16	2.7
24	Tac, Adhel	6	12	2.0
21	Arike, Elina	3	7	2.3
23	Cabral, Eliana	4	7	1.8
11	Boyd, N'Yah	5	6	1.2

Blocked Shots

##	Player	G	Blk	Blk/G
0	Petree, Mahri	2	1	0.5
21	Arike, Elina	3	1	0.3
1	Jackson, Jazion	6	1	0.2
12	Marks, Thaniya	5	1	0.2

Defensive Rebounds

##	Player	G	DReb	DReb/G
24	Tac, Adhel	6	27	4.5
11	Boyd, N'Yah	5	25	5.0
15	Crouse, Avery	6	16	2.7
25	Montrose, Soleil	6	13	2.2
1	Jackson, Jazion	6	11	1.8

Minutes

##	Player	G	Min	Min/G
15	Crouse, Avery	6	212	35:15
1	Jackson, Jazion	6	177	29:29
11	Boyd, N'Yah	5	169	33:49
24	Tac, Adhel	6	133	22:08
25	Montrose, Soleil	6	133	22:08



2022-23 POINTS-REBOUNDS-ASSISTS

Opponent	Date	Score		0	1	2	3	11	12	13	15	21	23	24
				PETREE, MAH	JACKSON, JA	WILSON, ERI	ALVAREZ, GR	BOYD, N'YAH	MARKS, THAN	LIPE, SABIN	CROUSE, AVE	ARIKE, ELIN	CABRAL, ELI	TAC, ADHEL
New Orleans	11/07/2022	83-55	W	24-5-1	4-4-8	0-1-0	6-0-3	DNP	4-1-0	10-1-1	3-1-2	12-5-3	15-5-2	4-2-0
at Kansas City	11/13/2022	68-59	W	5-4-1	10-1-2	0-1-0	3-0-1	8-7-1	0-2-0	2-1-0	12-7-5	DNP	7-1-1	11-10-2
Texas Southern	11/16/2022	80-65	W	DNP	12-4-1	0-1-0	0-1-0	14-3-7	8-3-0	0-1-1	7-5-3	DNP	9-6-0	7-6-1
Texas St.	11/19/2022	72-68	Wot	DNP	18-9-1	0-0-0	0-0-0	19-8-3	5-2-0	4-5-0	8-4-1	DNP	4-3-1	4-11-1
vs San Jose St.	11/25/2022	67-54	W	DNP	18-7-1	0-1-0	3-1-1	12-8-3	0-1-0	4-3-1	10-3-2	13-5-2	DNP	7-6-1
vs Sacramento St.	11/26/2022	50-63	L	DNP	0-2-0	5-1-0	DNP	18-5-1	DNP	9-1-1	6-2-0	8-5-0	DNP	4-4-1

Opponent	Date	Score		25	31
				MONTROSE, S	VALKOVA, AD
New Orleans	11/07/2022	83-55	W	1-1-1	DNP
at Kansas City	11/13/2022	68-59	W	10-1-1	DNP
Texas Southern	11/16/2022	80-65	W	23-6-0	DNP
Texas St.	11/19/2022	72-68	Wot	10-5-4	DNP
vs San Jose St.	11/25/2022	67-54	W	0-2-1	0-1-0
vs Sacramento St.	11/26/2022	50-63	L	0-3-0	DNP



2022-23 BOX SCORES



Official Basketball Box Score - Final
UTEP at San Jose St.
 11/25/22 Mont. Athletics Center, San Luis Obispo
 2022-23 Women's Basketball

Game Time: 2:30 PM
 Game Duration: 1:49
 Attendance: 112

Officials: Mark Munoz, Kathleen Cassidy, Josh Babin

UTEP - 67

Record: 5-0

NO. Name	Min	FG		3P		FT		Rebounds		Fouls		TP	AS	TO	ST	Blocks		+/-
		M.A.	M.A.	M.A.	M.A.	OR	DR	OR	DR	FF	FD					BS	BA	
24 Adhel Tac	F 17:35	3-5	0-0	1-3	2	4	6	2	5	7	1	1	0	0	0	0	0	-9
1 Jazion Jackson	G 31:46	6-12	2-6	4-4	1	6	7	1	3	18	1	5	3	0	0	0	16	
11 N'Yah Boyd	G 33:07	3-10	1-6	5-8	3	5	8	1	6	12	3	2	1	0	2	12		
15 Avery Crouse	G 35:58	4-11	2-6	0-2	1	2	3	1	2	10	2	4	1	0	0	10		
25 Solali Montrose	G 28:23	0-3	0-1	0-0	1	1	2	1	0	0	1	0	0	0	0	11		
13 Sabine Lipe	G 21:01	2-6	0-4	0-0	1	2	3	2	1	4	1	2	2	0	0	4		
21 Elna Arke	G 17:29	5-6	0-0	3-4	2	3	5	3	4	13	2	2	1	1	0	21		
3 Grace Alvarez	G 08:31	1-3	0-2	1-2	1	0	1	1	1	3	1	0	0	0	0	-1		
2 Erin Wilson	G 01:14	0-0	0-0	0-0	1	0	1	1	0	0	0	1	0	0	0	0		
31 Adela Valkova	G 01:27	0-0	0-0	0-0	0	1	1	0	0	0	0	0	0	0	0	1		
12 Thaniya Marks	G 03:29	0-0	0-0	0-0	0	1	1	0	0	0	0	0	1	1	0	0		
Team					2	3	5			0								
Totals		24-56	5-25	14-23	15	28	43	13	22	67	12	17	9	2	2	13		

Technical Fouls: NONE

Dead Ball Rebounds: 2, 0

San Jose St. - 54

Record: 1-4

NO. Name	Min	FG		3P		FT		Rebounds		Fouls		TP	AS	TO	ST	Blocks		+/-
		M.A.	M.A.	M.A.	M.A.	OR	DR	OR	DR	FF	FD					BS	BA	
11 Marisa Davis-Jones	F 31:10	4-10	0-1	2-2	4	6	10	1	2	10	0	4	1	0	0	-4		
24 Amhyia Moreland	F 11:08	2-4	0-0	0-0	2	1	3	3	0	4	0	1	0	0	0	3		
4 Jada Holland	G 37:53	10-20	0-1	0-2	0	5	5	2	6	20	2	2	3	1	0	-6		
5 Sidney Richards	G 26:17	0-3	0-2	0-0	0	0	0	0	0	1	0	1	1	3	0	-1		
12 Jasmine Singleton	G 26:28	1-5	1-3	1-2	0	2	2	4	1	4	3	0	2	0	1	-10		
0 Aaron Nichols	G 23:08	3-6	0-2	2-2	1	1	2	3	1	8	3	5	1	1	0	-16		
30 Sabrina Ma	G 05:14	0-4	0-4	0-1	1	1	2	2	0	0	0	1	0	0	0	-6		
32 Alani Fluker	G 28:32	3-4	0-0	0-1	0	2	2	3	3	6	0	1	1	0	1	-14		
3 Naleia Nicholas	G 09:10	1-2	0-0	0-0	1	1	2	3	0	2	0	1	0	0	0	-11		
Team					1	5	6			0								
Totals		24-58	1-13	5-9	10	24	34	22	13	54	9	17	11	2	2	-13		

Technical Fouls: NONE

Dead Ball Rebounds: 0, 0

Biggest lead	UTEP		SJSU		Points from Turnovers	UTEP		SJSU		Period by Period Scoring				
	13 (4 th 0:08)	11 (1 st 5:17)	12	16		12	16	1st	2nd	3rd	4th	TOT		
Best Scoring Run	16 (4 th 0:08)	11 (1 st 5:17)	36	36	UTEP	9	17	20	21	67				
Lead Changes	9		Second Chance	18	9	SJSU	15	14	20	5	54			
Times Tied	1		Fast Breaks	18	6									
Time with Lead	09:22	29:34	Bench	20	16									



Official Basketball Box Score - Final
UTEP at Sacramento St.
 11/25/22 Mont. Athletics Center, San Luis Obispo
 2022-23 Women's Basketball

Game Time: 12:00 PM
 Game Duration: 1:51
 Attendance: 113

Officials: Danielle Johnson, David Arden, Dominique Hunter

UTEP - 50

Record: 5-1

NO. Name	Min	FG		3P		FT		Rebounds		Fouls		TP	AS	TO	ST	Blocks		+/-
		M.A.	M.A.	M.A.	M.A.	OR	DR	OR	DR	FF	FD					BS	BA	
24 Adhel Tac	F 26:11	1-3	0-0	2-4	0	4	4	4	3	4	1	0	0	0	1	-11		
1 Jazion Jackson	G 18:23	0-1	0-1	0-0	1	1	2	3	0	0	0	2	0	0	0	-8		
11 N'Yah Boyd	G 39:09	9-20	0-1	0-2	1	4	5	5	1	18	1	0	0	0	0	-9		
15 Avery Crouse	G 40:00	1-6	1-1	3-4	1	1	2	4	2	6	0	1	0	0	1	-13		
25 Solali Montrose	G 12:05	0-1	0-0	0-0	0	3	3	2	0	0	0	1	0	0	0	-5		
21 Elna Arke	G 30:47	2-12	0-1	4-4	2	3	5	2	4	8	0	3	0	0	3	-14		
13 Sabine Lipe	G 25:48	3-6	1-2	2-2	1	0	1	1	3	9	1	0	1	0	2	-8		
2 Erin Wilson	G 07:37	1-2	0-1	3-4	0	1	1	0	3	5	0	1	0	0	0	3		
Team					3	2	5			0								
Totals		17-51	2-7	14-20	9	19	28	21	16	50	3	8	1	0	7	-13		

Technical Fouls: Arke 4th 9:38

Dead Ball Rebounds: 2, 0

Sacramento St. - 63

Record: 5-1

NO. Name	Min	FG		3P		FT		Rebounds		Fouls		TP	AS	TO	ST	Blocks		+/-
		M.A.	M.A.	M.A.	M.A.	OR	DR	OR	DR	FF	FD					BS	BA	
24 Isnelle Natabou	C 40:00	6-7	0-0	5-5	6	8	14	1	6	17	0	3	1	3	0	13		
0 Kahajjah Dean	G 32:18	3-12	1-7	7-12	1	2	3	4	9	14	5	4	1	0	0	20		
1 Benthie Versteeg	G 33:43	0-0	0-0	2-2	3	1	4	1	2	2	1	2	1	0	0	6		
20 Katie Peneueta	G 40:00	3-13	3-13	0-10	3	1	1	1	1	1	1	1	1	2	0	13		
21 Kaylin Randhawa	G 28:03	3-9	1-4	2-3	0	1	1	5	2	9	2	3	0	0	0	2		
10 Madison Bulcher	G 25:56	4-7	2-4	0-0	1	5	6	2	0	10	2	1	1	2	0	11		
Team					1	2	3			0								
Totals		19-48	7-28	18-24	12	29	41	16	20	63	11	15	5	7	0	13		

Technical Fouls: NONE

Dead Ball Rebounds: 4, 0

Biggest lead	UTEP		SAC		Points from Turnovers	UTEP		SAC		Period by Period Scoring				
	2 (3 rd 3:00)	13 (2 nd 3:50)	12	6		12	6	1st	2nd	3rd	4th	TOT		
Best Scoring Run	14 (3 rd 8:02)	9 (4 th 8:20)	12	16	UTEP	9	15	14	12	50				
Lead Changes	4		Second Chance	4	10	SAC	15	16	20	63				
Times Tied	4		Fast Breaks	4	11									
Time with Lead	01:40	36:21	Bench	22	10									

