



Officials: Kevin Mathis, Jabir Walker, Chris Hudson

**A&M-Corpus Christi - 67**

Record: 4-3

NO.	Name	F	Min	FG			3P			FT			Rebounds			Fouls		TP	AS	TO	ST	Blocks		+/-
				M-A	M-A	M-A	OR	DR	TOT	PF	FD	BS	BA											
10	Isaac Mushila	F	34:24	5-11	0-0	2-2	6	10	16	4	3	12	1	4	1	0	1	2						
13	De'Lazarus Keys	F	23:12	1-4	0-0	0-1	3	2	5	4	1	2	2	2	1	0	0	-10						
0	Trevian Tennyson	G	24:53	5-13	4-12	0-0	0	1	1	5	2	14	1	0	2	0	0	-2						
4	Jalen Jackson	G	28:13	5-8	0-0	6-10	1	4	5	4	8	16	2	5	1	1	0	4						
11	Terrion Murdix	G	30:33	6-12	0-2	6-7	1	2	3	1	7	18	3	2	1	0	2	-7						
23	Ross Williams		24:16	1-13	1-9	0-0	1	2	3	1	0	3	0	2	1	0	2	-3						
22	Simeon Fryer		22:32	1-3	0-1	0-0	0	2	2	0	1	2	0	1	1	0	0	10						
1	Jasman Sangha		06:24	0-0	0-0	0-0	0	0	0	1	0	0	0	0	0	0	0	-9						
3	Tyrese Nickelson		05:00	0-0	0-0	0-0	0	0	0	1	0	0	0	0	0	0	0	-10						
5	Jourdyn Grandberry		00:33	0-0	0-0	0-0	0	0	0	1	0	0	0	0	0	0	0	0						
Team							3	0	3			0		0										
<b>Totals</b>				24-64	5-24	14-20	15	23	38	22	22	67	9	16	8	1	5	-5						

Shooting By Period		
1 <sup>st</sup> FG%	9-32	28.1%
3PT%	1-11	9.1%
FT%	7-9	77.8%
2 <sup>nd</sup> FG%	15-32	46.9%
3PT%	4-13	30.8%
FT%	7-11	63.6%
GM FG%	24-64	37.5%
3PT%	5-24	20.8%
FT%	14-20	70.0%

Dead Ball Rebounds: 2, 0

Technical Fouls: NONE

**UTEP - 72**

Record: 5-1

NO.	Name	F	Min	FG			3P			FT			Rebounds			Fouls		TP	AS	TO	ST	Blocks		+/-
				M-A	M-A	M-A	OR	DR	TOT	PF	FD	BS	BA											
12	Jamari Sibley	F	26:24	4-8	3-5	1-2	1	3	4	0	1	12	0	2	0	1	0	8						
13	Calvin Solomon	F	21:49	2-4	0-0	4-6	2	4	6	3	5	8	1	5	2	1	0	-1						
21	Ze'rik Onyema	F	21:59	2-3	0-0	1-2	2	7	9	5	2	5	0	1	0	0	0	6						
2	Tae Hardy	G	30:49	4-9	1-3	3-5	1	4	5	2	3	12	1	2	1	1	1	-7						
5	Shamar Givance	G	29:33	3-7	0-3	2-4	1	1	2	3	4	8	6	5	2	1	0	9						
4	Mario McKinney Jr.		26:27	3-9	0-1	2-3	1	3	4	2	3	8	2	3	3	0	0	-4						
23	Otis Frazier III		11:46	2-5	1-3	2-2	0	1	1	0	1	7	1	1	0	0	0	14						
11	Carlos Lemus		16:12	1-3	1-2	0-0	1	3	4	2	1	3	1	1	0	0	0	2						
34	Kevin Kalu		09:09	2-2	0-0	1-2	0	0	0	3	1	5	0	0	0	1	0	-6						
32	Derick Hamilton		05:52	1-1	0-0	2-2	1	2	3	2	1	4	0	0	0	0	0	4						
Team							0	1	1			0		0										
<b>Totals</b>				24-51	6-17	18-28	10	29	39	22	22	72	12	20	8	5	1	5						

Shooting By Period		
1 <sup>st</sup> FG%	15-30	50.0%
3PT%	3-10	30.0%
FT%	4-6	66.7%
2 <sup>nd</sup> FG%	9-21	42.9%
3PT%	3-7	42.9%
FT%	14-22	63.6%
GM FG%	24-51	47.1%
3PT%	6-17	35.3%
FT%	18-28	64.3%

Dead Ball Rebounds: 4, 0

Technical Fouls: NONE

	TAMU	UTEP
Biggest lead	2 (1 <sup>st</sup> 18:55)	20 (2 <sup>nd</sup> 10:56)
Best Scoring Run	9 (2 <sup>nd</sup> 2:59)	6 (1 <sup>st</sup> 10:04)
Lead Changes	1	
Times Tied	3	
Time with Lead	00:35	36:42

	TAMU	UTEP
Points from		
Turnovers	15	11
Paint	32	28
Second Chance	5	7
Fast Breaks	9	10
Bench	5	27

	Period by Period Scoring		
	1st	2nd	TOT
TAMU	26	41	67
UTEP	37	35	72



**Period 1**

**Quarter Starters:**

<b>UTEP</b>	2 Hardy T	5 Givance S	12 Sibley J	13 Solomon C	21 Onyema Z
<b>TAMU</b>	0 Tennyson T	4 Jackson J	10 Mushila I	11 Murdix T	13 Keys D

Game Time	UTEP	Score	Diff	TAMU
20:00	13 SOLOMON C jumpball lost			13 KEYS D jumpball won
19:34				10 MUSHILA I 2pt FG in the paint, layup missed
19:31				10 MUSHILA I offensive rebound (1)
19:31				10 MUSHILA I 2pt FG second chance outside the paint, jump shot missed
19:27	21 ONYEMA Z defensive rebound (1)			
19:05	5 GIVANCE S 3pt FG , pull up jump shot missed			
19:01				11 MURDIX T defensive rebound (1)
18:55		<b>0-2</b>	<b>-2</b>	11 MURDIX T 2pt FG in the paint, driving layup made (2)
18:39	5 GIVANCE S foul drawn (1)			4 JACKSON J foul personal (1 - 1)
18:30	13 SOLOMON C 2pt FG in the paint, pull up jump shot made (2)	<b>2-2</b>	<b>0</b>	
18:30	2 HARDY T assist (1)			
18:22				0 TENNYSON T 3pt FG , pull up jump shot missed
18:14	13 SOLOMON C defensive rebound (1)			
18:13	13 SOLOMON C turnover lost ball (1)			10 MUSHILA I steal (1)
18:06		<b>2-4</b>	<b>-2</b>	11 MURDIX T 2pt FG fast break from turnover in the paint, driving layup made (4)
18:06				10 MUSHILA I assist (1)
17:56	21 ONYEMA Z 2pt FG in the paint, alleyoop made (2)	<b>4-4</b>	<b>0</b>	
17:56	5 GIVANCE S assist (1)			
17:28				0 TENNYSON T 3pt FG , pull up jump shot missed
17:25	21 ONYEMA Z defensive rebound (2)			
17:12	5 GIVANCE S 2pt FG in the paint, driving layup made (2)	<b>6-4</b>	<b>2</b>	
16:54	21 ONYEMA Z foul shooting (1 - 1)			11 MURDIX T foul drawn (1)
16:54		<b>6-5</b>	<b>1</b>	11 MURDIX T free throw 1 - 2 made (5)
16:54	13 SOLOMON C substitution out			
16:54	4 MCKINNEY JR. M substitution in			
16:54				4 JACKSON J substitution out
16:54				23 WILLIAMS R substitution in
16:54		<b>6-6</b>	<b>0</b>	11 MURDIX T free throw 2 - 2 made (6)
16:37	5 GIVANCE S 3pt FG , step back jump shot missed			
16:33				10 MUSHILA I defensive rebound (2)
16:28				11 MURDIX T 2pt FG outside the paint, pull up jump shot blocked
16:28	5 GIVANCE S block (1)			
16:21	21 ONYEMA Z defensive rebound (3)			
16:24	2 HARDY T foul drawn (1)			0 TENNYSON T foul shooting (1 - 2)
16:24	2 HARDY T free throw fast break 1 - 2 made (1)	<b>7-6</b>	<b>1</b>	
16:24	5 GIVANCE S substitution out			
16:24	23 FRAZIER III O substitution in			
16:23	2 HARDY T free throw fast break 2 - 2 missed			
16:20				10 MUSHILA I defensive rebound (3)
16:09				10 MUSHILA I 2pt FG outside the paint, jump shot blocked
16:09	12 SIBLEY J block (1)			



**Officials:** Kevin Mathis, Jabir Walker, Chris Hudson

Game Time	UTEP	Score	Diff	TAMU
16:07				offensive rebound (5)
16:07				23 WILLIAMS R substitution out
16:07				22 FRYER S substitution in
16:05				22 FRYER S 3pt FG second chance, jump shot missed
16:02	2 HARDY T defensive rebound (1)			
15:43	23 FRAZIER III O 3pt FG , step back jump shot made (3)	<b>10-6</b>	<b>4</b>	
15:43	4 MCKINNEY JR. M assist (1)			
15:23		<b>10-8</b>	<b>2</b>	13 KEYS D 2pt FG in the paint, layup made (2)
15:23				11 MURDIX T assist (1)
15:06	12 SIBLEY J 3pt FG , pull up jump shot missed			
15:03				10 MUSHILA I defensive rebound (4)
14:52				11 MURDIX T 2pt FG in the paint, floating jump shot missed
14:49	2 HARDY T defensive rebound (2)			
14:36	21 ONYEMA Z 2pt FG outside the paint, pull up jump shot made (4)	<b>12-8</b>	<b>4</b>	
14:14				0 TENNYSON T 3pt FG , jump shot missed
14:08				10 MUSHILA I offensive rebound (5)
14:07				10 MUSHILA I 2pt FG second chance in the paint, layup missed
14:05	12 SIBLEY J defensive rebound (1)			
14:01	23 FRAZIER III O 3pt FG , pull up jump shot missed			
13:58				22 FRYER S defensive rebound (1)
13:45		<b>12-10</b>	<b>2</b>	10 MUSHILA I 2pt FG in the paint, driving layup made (2)
13:45				13 KEYS D assist (1)
13:26	4 MCKINNEY JR. M 2pt FG in the paint, driving layup made (2)	<b>14-10</b>	<b>4</b>	
13:21				11 MURDIX T turnover bad pass (1)
13:20	Timeout media			
13:20	2 HARDY T substitution out			
13:20	12 SIBLEY J substitution out			
13:20	21 ONYEMA Z substitution out			
13:20	23 FRAZIER III O substitution out			
13:20	5 GIVANCE S substitution in			
13:20	11 LEMUS C substitution in			
13:20	13 SOLOMON C substitution in			
13:20	34 KALU K substitution in			
13:20				0 TENNYSON T substitution out
13:20				10 MUSHILA I substitution out
13:20				11 MURDIX T substitution out
13:20				13 KEYS D substitution out
13:20				1 SANGHA J substitution in
13:20				3 NICKELSON T substitution in
13:20				4 JACKSON J substitution in
13:20				23 WILLIAMS R substitution in
13:06	34 KALU K foul drawn (1)			1 SANGHA J foul shooting (1 - 3)
13:06	34 KALU K free throw 1 - 2 made (1)	<b>15-10</b>	<b>5</b>	
13:05	34 KALU K free throw 2 - 2 missed			
13:02				4 JACKSON J defensive rebound (1)
12:43		<b>15-12</b>	<b>3</b>	4 JACKSON J 2pt FG in the paint, driving layup made (2)
12:26	34 KALU K 2pt FG in the paint, layup made (3)	<b>17-12</b>	<b>5</b>	
12:26	4 MCKINNEY JR. M assist (2)			



**Officials:** Kevin Mathis, Jabir Walker, Chris Hudson

Game Time	UTEP	Score	Diff	TAMU
12:16	4 MCKINNEY JR. M steal (1)			4 JACKSON J turnover bad pass (1)
12:11	11 LEMUS C foul drawn (1)			3 NICKELSON T foul personal (1 - 4)
12:08	13 SOLOMON C turnover travel (2)			
11:59	13 SOLOMON C foul drawn (1)			23 WILLIAMS R foul offensive (1 - 5)
11:59				23 WILLIAMS R turnover offensive (1)
11:59	Timeout media			
11:59				3 NICKELSON T substitution out
11:59				11 MURDIX T substitution in
11:59				22 FRYER S substitution out
11:59				3 NICKELSON T substitution in
11:36	13 SOLOMON C 2pt FG from turnover outside the paint, pull up jump shot missed			
11:32				4 JACKSON J defensive rebound (2)
11:30	13 SOLOMON C steal (1)			4 JACKSON J turnover bad pass (2)
11:07	34 KALU K 2pt FG from turnover in the paint, hook shot made (5)	<b>19-12</b>	<b>7</b>	
10:48				23 WILLIAMS R 3pt FG , jump shot missed
10:42	4 MCKINNEY JR. M defensive rebound (1)			
10:40	4 MCKINNEY JR. M 2pt FG outside the paint, jump shot missed			
10:36	13 SOLOMON C offensive rebound (2)			
10:35	11 LEMUS C 3pt FG second chance, jump shot missed			
10:35				23 WILLIAMS R defensive rebound (1)
10:35				1 SANGHA J substitution out
10:35				3 NICKELSON T substitution out
10:35				23 WILLIAMS R substitution out
10:35				10 MUSHILA I substitution in
10:35				13 KEYS D substitution in
10:35				22 FRYER S substitution in
10:34	34 KALU K foul personal (1 - 2)			22 FRYER S foul drawn (1)
10:27	4 MCKINNEY JR. M substitution out			
10:27	34 KALU K substitution out			
10:27	2 HARDY T substitution in			
10:27	21 ONYEMA Z substitution in			
10:24				11 MURDIX T 2pt FG from turnover outside the paint, jump shot missed
10:24	11 LEMUS C defensive rebound (1)			
10:24	jump ball situation			
10:24				4 JACKSON J substitution out
10:24				0 TENNYSON T substitution in
10:04	13 SOLOMON C 2pt FG in the paint, hook shot made (4)	<b>21-12</b>	<b>9</b>	
09:44				10 MUSHILA I 2pt FG outside the paint, pull up jump shot missed
09:39				13 KEYS D offensive rebound (1)
09:38				13 KEYS D 2pt FG second chance outside the paint, jump shot missed
09:35				10 MUSHILA I offensive rebound (6)
09:35	11 LEMUS C foul shooting (1 - 3)			11 MURDIX T foul drawn (2)
09:35				11 MURDIX T free throw 1 - 2 missed
09:35				offensive dead ball rebound (1)
09:35		<b>21-13</b>	<b>8</b>	11 MURDIX T free throw 2 - 2 made (7)
09:14	11 LEMUS C turnover lost ball (1)			0 TENNYSON T steal (1)



**Officials:** Kevin Mathis, Jabir Walker, Chris Hudson

Game Time	UTEP	Score	Diff	TAMU
09:12	13 SOLOMON C substitution out			
09:12	12 SIBLEY J substitution in			
09:12	11 LEMUS C substitution out			
09:12	23 FRAZIER III O substitution in			
09:12		<b>21-15</b>	<b>6</b>	10 MUSHILA I 2pt FG from turnover in the paint, layup made (4)
08:52	5 GIVANCE S 2pt FG outside the paint, jump shot made (4)	<b>23-15</b>	<b>8</b>	
08:33				11 MURDIX T turnover out of bounds (2)
08:21	12 SIBLEY J turnover bad pass (1)			13 KEYS D steal (1)
08:12		<b>23-17</b>	<b>6</b>	0 TENNYSON T 2pt FG from turnover outside the paint, pull up jump shot made (2)
08:12				13 KEYS D assist (2)
08:02	2 HARDY T 2pt FG in the paint, driving layup made (3)	<b>25-17</b>	<b>8</b>	
08:02	5 GIVANCE S assist (2)			
07:47				0 TENNYSON T 3pt FG , pull up jump shot missed
07:43	21 ONYEMA Z defensive rebound (4)			
07:37	2 HARDY T 2pt FG outside the paint, step back jump shot made (5)	<b>27-17</b>	<b>10</b>	
07:15				13 KEYS D 2pt FG outside the paint, jump shot missed
07:08	12 SIBLEY J defensive rebound (2)			
07:03	23 FRAZIER III O 3pt FG , pull up jump shot missed			
07:00	12 SIBLEY J offensive rebound (3)			
06:48	5 GIVANCE S foul offensive (1 - 4)			11 MURDIX T foul drawn (3)
06:48	5 GIVANCE S turnover offensive (1)			
06:48	Timeout media			
06:48	23 FRAZIER III O substitution out			
06:48	4 MCKINNEY JR. M substitution in			
06:48				11 MURDIX T substitution out
06:48				22 FRYER S substitution out
06:48				4 JACKSON J substitution in
06:48				23 WILLIAMS R substitution in
06:34				4 JACKSON J 2pt FG from turnover outside the paint, hook shot missed
06:30	4 MCKINNEY JR. M defensive rebound (2)			
06:28	4 MCKINNEY JR. M 2pt FG outside the paint, pull up jump shot missed			
06:25				23 WILLIAMS R defensive rebound (2)
06:08				23 WILLIAMS R 3pt FG , pull up jump shot missed
06:04	21 ONYEMA Z defensive rebound (5)			
05:48	2 HARDY T turnover bad pass (1)			
05:48	5 GIVANCE S substitution out			
05:48	11 LEMUS C substitution in			
05:30				23 WILLIAMS R turnover travel (2)
05:30	12 SIBLEY J substitution out			
05:30	13 SOLOMON C substitution in			
05:14	4 MCKINNEY JR. M turnover lost ball (1)			0 TENNYSON T steal (2)
05:10				23 WILLIAMS R 2pt FG from turnover in the paint, layup blocked
05:10	13 SOLOMON C block (1)			
05:05				10 MUSHILA I offensive rebound (7)
05:01				23 WILLIAMS R 3pt FG from turnover second chance, jump shot missed
04:57				10 MUSHILA I offensive rebound (8)



Official Basketball Play by Play - First Half  
**A&M-Corpus Christi at UTEP**  
 11/25/22 Don Haskins Center, El Paso, Texas  
 2022-23 Men's Basketball

**Game Time:** 2:00 PM  
**Game Duration:** 2:15  
**Attendance:** 4,320

**Officials:** Kevin Mathis, Jabir Walker, Chris Hudson

Game Time	UTEP	Score	Diff	TAMU
04:57	21 ONYEMA Z foul personal (2 - 5)			10 MUSHILA I foul drawn (1)
04:57	21 ONYEMA Z substitution out			
04:57	34 KALU K substitution in			
04:44				13 KEYS D 2pt FG from turnover second chance outside the paint, pull up jump shot missed
04:41	2 HARDY T defensive rebound (3)			
04:35	13 SOLOMON C turnover bad pass (3)			
04:35				13 KEYS D substitution out
04:35				22 FRYER S substitution in
04:18				4 JACKSON J turnover bad pass (3)
04:18				23 WILLIAMS R substitution out
04:18				11 MURDIX T substitution in
04:04	2 HARDY T 2pt FG from turnover outside the paint, jump shot missed			
04:04				11 MURDIX T defensive rebound (2)
04:04	34 KALU K foul personal (2 - 6)			10 MUSHILA I foul drawn (2)
04:00	13 SOLOMON C steal (2)			10 MUSHILA I turnover lost ball (1)
03:45	2 HARDY T 2pt FG from turnover in the paint, layup blocked			
03:45				4 JACKSON J block (1)
03:45				10 MUSHILA I defensive rebound (9)
03:29		<b>27-20</b>	<b>7</b>	0 TENNYSON T 3pt FG , jump shot made (5)
03:11	13 SOLOMON C 2pt FG outside the paint, jump shot missed			
03:08				22 FRYER S defensive rebound (2)
03:03	4 MCKINNEY JR. M steal (2)			22 FRYER S turnover bad pass (1)
02:52	2 HARDY T 3pt FG from turnover, step back jump shot made (8)	<b>30-20</b>	<b>10</b>	
02:52	11 LEMUS C assist (1)			
02:33				0 TENNYSON T 3pt FG , jump shot missed
02:33				10 MUSHILA I offensive rebound (10)
02:33	34 KALU K foul shooting (3 - 7)			10 MUSHILA I foul drawn (3)
02:33		<b>30-21</b>	<b>9</b>	10 MUSHILA I free throw 1 - 2 made (5)
02:33		<b>30-22</b>	<b>8</b>	10 MUSHILA I free throw 2 - 2 made (6)
02:33	Timeout media			
02:33	2 HARDY T substitution out			
02:33	4 MCKINNEY JR. M substitution out			
02:33	13 SOLOMON C substitution out			
02:33	34 KALU K substitution out			
02:33	5 GIVANCE S substitution in			
02:33	12 SIBLEY J substitution in			
02:33	23 FRAZIER III O substitution in			
02:33	32 HAMILTON D substitution in			
02:33				10 MUSHILA I substitution out
02:33				13 KEYS D substitution in
02:07	23 FRAZIER III O foul drawn (1)			0 TENNYSON T foul shooting (2 - 6)
02:07	23 FRAZIER III O free throw 1 - 2 made (4)	<b>31-22</b>	<b>9</b>	
02:07				0 TENNYSON T substitution out
02:07				23 WILLIAMS R substitution in
02:07	23 FRAZIER III O free throw 2 - 2 made (5)	<b>32-22</b>	<b>10</b>	
01:58	11 LEMUS C foul personal (2 - 8)			4 JACKSON J foul drawn (1)
01:58	11 LEMUS C substitution out			
01:58	4 MCKINNEY JR. M substitution in			



**Officials:** Kevin Mathis, Jabir Walker, Chris Hudson

Game Time	UTEP	Score	Diff	TAMU
01:58		<b>32-23</b>	<b>9</b>	4 JACKSON J 1&1 free throw 1 made (3)
01:58		<b>32-24</b>	<b>8</b>	4 JACKSON J 1&1 free throw 2 made (4)
01:58				22 FRYER S substitution out
01:58				10 MUSHILA I substitution in
01:42	12 SIBLEY J 2pt FG outside the paint, jump shot missed			
01:39	32 HAMILTON D offensive rebound (1)			
01:28	12 SIBLEY J 2pt FG second chance in the paint, floating jump shot made (2)	<b>34-24</b>	<b>10</b>	
01:18				23 WILLIAMS R 3pt FG , jump shot missed
01:18	defensive rebound (18)			
01:04	23 FRAZIER III O 2pt FG outside the paint, pull up jump shot missed			
01:03				13 KEYS D defensive rebound (2)
01:03	32 HAMILTON D foul personal (1 - 9)			13 KEYS D foul drawn (1)
01:03				13 KEYS D 1&1 free throw 1 missed
01:01	32 HAMILTON D defensive rebound (2)			
00:44	12 SIBLEY J 3pt FG , pull up jump shot made (5)	<b>37-24</b>	<b>13</b>	
00:44	5 GIVANCE S assist (3)			
00:34		<b>37-26</b>	<b>11</b>	4 JACKSON J 2pt FG in the paint, driving layup made (6)
00:03	4 MCKINNEY JR. M 3pt FG , pull up jump shot missed			
00:00				10 MUSHILA I defensive rebound (11)
00:00	32 HAMILTON D substitution out			
00:00	13 SOLOMON C substitution in			
00:00				Timeout 30 Sec
00:00				13 KEYS D substitution out
00:00				0 TENNYSON T substitution in
00:00	4 MCKINNEY JR. M steal (3)			10 MUSHILA I turnover bad pass (2)
<b>END OF PERIOD</b>				
<b>UTEP 37-26 TAMU</b>				



Officials: Kevin Mathis, Jabir Walker, Chris Hudson

**A&M-Corpus Christi - 26**

NO.	Name	F	Min	FG			Rebounds			Fouls		TP	AS	TO	ST	Blocks		+/-
				M-A	M-A	M-A	OR	DR	TOT	PF	FD					BS	BA	
10	Isaac Mushila	F	16:40	2-7	0-0	2-2	6	5	11	0	3	6	1	2	1	0	1	-8
13	De'Lazarus Keys	F	15:12	1-4	0-0	0-1	1	1	2	0	1	2	2	0	1	0	0	-10
0	Trevian Tennyson	G	14:58	2-7	1-6	0-0	0	0	0	2	0	5	0	0	2	0	0	-6
4	Jalen Jackson	G	12:50	2-3	0-0	2-2	0	2	2	1	1	6	0	3	0	1	0	-5
11	Terrion Murdix	G	16:09	2-5	0-0	3-4	0	2	2	0	3	7	1	2	0	0	1	-10
23	Ross Williams		08:09	0-5	0-4	0-0	0	2	2	1	0	0	0	2	0	0	1	-5
22	Simeon Fryer		10:32	0-1	0-1	0-0	0	2	2	0	1	0	0	1	0	0	0	-5
1	Jasman Sangha		02:45	0-0	0-0	0-0	0	0	0	1	0	0	0	0	0	0	0	-3
3	Tyrese Nickelson		02:45	0-0	0-0	0-0	0	0	0	1	0	0	0	0	0	0	0	-3
Team							1	0	1			0		0				
<b>Totals</b>				9-32	1-11	7-9	8	14	22	6	9	26	4	10	4	1	3	-11

Shooting By Period		
1st FG%	9-32	28.1%
3PT%	1-11	9.1%
FT%	7-9	77.8%
GM FG%	9-32	28.1%
3PT%	1-11	9.1%
FT%	7-9	77.8%

Dead Ball Rebounds: 1, 0

Technical Fouls::NONE

**UTEP - 37**

NO.	Name	F	Min	FG			Rebounds			Fouls		TP	AS	TO	ST	Blocks		+/-
				M-A	M-A	M-A	OR	DR	TOT	PF	FD					BS	BA	
12	Jamari Sibley	F	12:55	2-4	1-2	0-0	1	2	3	0	0	5	0	1	0	1	0	9
13	Calvin Solomon	F	10:12	2-4	0-0	0-0	1	1	2	0	1	4	0	3	2	1	0	3
21	Ze'rik Onyema	F	12:10	2-2	0-0	0-0	0	5	5	2	0	4	0	0	0	0	0	7
2	Tae Hardy	G	14:34	3-5	1-1	1-2	0	3	3	0	1	8	1	1	0	0	1	5
5	Shamar Givance	G	13:41	2-4	0-2	0-0	0	0	0	1	1	4	3	1	0	1	0	10
4	Mario McKinney Jr.		12:40	1-4	0-1	0-0	0	2	2	0	0	2	2	1	3	0	0	5
23	Otis Frazier III		08:01	1-4	1-3	2-2	0	0	0	0	1	5	0	0	0	0	0	8
11	Carlos Lemus		07:58	0-1	0-1	0-0	0	1	1	2	1	0	1	1	0	0	0	4
34	Kevin Kalu		05:17	2-2	0-0	1-2	0	0	0	3	1	5	0	0	0	0	0	1
32	Derick Hamilton		02:32	0-0	0-0	0-0	1	1	2	1	0	0	0	0	0	0	0	3
Team							0	1	1			0		0				
<b>Totals</b>				15-30	3-10	4-6	3	16	19	9	6	37	7	8	5	3	1	11

Shooting By Period		
1st FG%	15-30	50.0%
3PT%	3-10	30.0%
FT%	4-6	66.7%
GM FG%	15-30	50.0%
3PT%	3-10	30.0%
FT%	4-6	66.7%

Dead Ball Rebounds: 0, 0

Technical Fouls::NONE

	TAMU	UTEP
Biggest lead	2 (1st 18:55)	13 (1st 0:44)
Best Scoring Run	3(1st 9:12)	6(1st 10:04)
Lead Changes	1	
Times Tied	3	
Time with Lead	00:35	16:42

	TAMU	UTEP
Points from		
Turnovers	6	6
Paint	14	18
Second Chance	3	2
Fast Breaks	2	1
Bench	0	12

	Period by Period Scoring		
	1st	2nd	TOT
TAMU	26	41	67
UTEP	37	35	72



**Period 2**

**Quarter Starters:**

<b>UTEP</b>	2 Hardy T	5 Givance S	12 Sibley J	13 Solomon C	21 Onyema Z
<b>TAMU</b>	0 Tennyson T	4 Jackson J	10 Mushila I	11 Murdix T	13 Keys D

Game Time	UTEP	Score	Diff	TAMU
20:00	4 MCKINNEY JR. M substitution out			
20:00	23 FRAZIER III O substitution out			
20:00	2 HARDY T substitution in			
20:00	21 ONYEMA Z substitution in			
20:00				23 WILLIAMS R substitution out
20:00				13 KEYS D substitution in
19:46				0 TENNYSON T 3pt FG , pull up jump shot missed
19:40	21 ONYEMA Z defensive rebound (6)			
19:29	5 GIVANCE S turnover out of bounds (2)			
19:04				10 MUSHILA I 2pt FG from turnover in the paint, driving layup missed
19:02	13 SOLOMON C defensive rebound (3)			
18:57	21 ONYEMA Z foul drawn (1)			13 KEYS D foul personal (1 - 1)
18:53	2 HARDY T 2pt FG outside the paint, step back jump shot made (10)	<b>39-26</b>	<b>13</b>	
18:53	5 GIVANCE S assist (4)			
18:40	21 ONYEMA Z foul personal (3 - 1)			0 TENNYSON T foul drawn (1)
18:40	21 ONYEMA Z substitution out			
18:40	34 KALU K substitution in			
18:40	13 SOLOMON C foul personal (1 - 2)			11 MURDIX T foul drawn (4)
18:37	2 HARDY T foul personal (1 - 3)			0 TENNYSON T foul drawn (2)
18:27		<b>39-28</b>	<b>11</b>	10 MUSHILA I 2pt FG in the paint, layup made (8)
18:27				0 TENNYSON T assist (1)
18:05	5 GIVANCE S 3pt FG , pull up jump shot missed			
18:03				10 MUSHILA I defensive rebound (12)
17:53				10 MUSHILA I turnover travel (3)
17:53	12 SIBLEY J substitution out			
17:53	4 MCKINNEY JR. M substitution in			
17:38	4 MCKINNEY JR. M 2pt FG from turnover in the paint, layup made (4)	<b>41-28</b>	<b>13</b>	
17:38	13 SOLOMON C assist (1)			
17:25	13 SOLOMON C foul shooting (2 - 4)			4 JACKSON J foul drawn (2)
17:25		<b>41-29</b>	<b>12</b>	4 JACKSON J free throw 1 - 2 made (7)
17:25				11 MURDIX T substitution out
17:25				23 WILLIAMS R substitution in
17:24				4 JACKSON J free throw 2 - 2 missed
17:24	13 SOLOMON C defensive rebound (4)			
17:25	13 SOLOMON C foul drawn (2)			13 KEYS D foul personal (2 - 2)
17:14	4 MCKINNEY JR. M foul drawn (1)			0 TENNYSON T foul personal (3 - 3)
17:14				0 TENNYSON T substitution out
17:14				11 MURDIX T substitution in
17:05	2 HARDY T 3pt FG , pull up jump shot missed			
17:02				4 JACKSON J defensive rebound (3)
17:00	5 GIVANCE S foul personal (2 - 5)			4 JACKSON J foul drawn (3)



Official Basketball Play by Play - Second Half  
**A&M-Corpus Christi at UTEP**  
 11/25/22 Don Haskins Center, El Paso, Texas  
 2022-23 Men's Basketball

**Game Time:** 2:00 PM  
**Game Duration:** 2:15  
**Attendance:** 4,320

**Officials:** Kevin Mathis, Jabir Walker, Chris Hudson

Game Time	UTEP	Score	Diff	TAMU
16:43				11 MURDIX T 2pt FG outside the paint, jump shot blocked
16:43	34 KALU K block (1)			
16:39				11 MURDIX T offensive rebound (3)
16:37				23 WILLIAMS R 3pt FG second chance, jump shot missed
16:34				13 KEYS D offensive rebound (3)
16:33	2 HARDY T steal (1)			13 KEYS D turnover bad pass (1)
16:29	2 HARDY T 2pt FG from turnover in the paint, layup missed			
16:27	5 GIVANCE S offensive rebound (1)			
16:27	5 GIVANCE S 2pt FG from turnover second chance in the paint, layup missed			
16:27	2 HARDY T offensive rebound (4)			
16:27	4 MCKINNEY JR. M foul drawn (2)			10 MUSHILA I foul shooting (1 - 4)
16:27	4 MCKINNEY JR. M free throw fast break 1 - 2 made (5)	<b>42-29</b>	<b>13</b>	
16:27				13 KEYS D substitution out
16:27				22 FRYER S substitution in
16:27	34 KALU K substitution out			
16:27	32 HAMILTON D substitution in			
16:27	4 MCKINNEY JR. M free throw fast break 2 - 2 made (6)	<b>43-29</b>	<b>14</b>	
16:07		<b>43-31</b>	<b>12</b>	4 JACKSON J 2pt FG outside the paint, jump shot made (9)
15:56	32 HAMILTON D foul drawn (1)			10 MUSHILA I foul shooting (2 - 5)
15:56	Timeout media			
15:56	13 SOLOMON C substitution out			
15:56	12 SIBLEY J substitution in			
15:56	32 HAMILTON D free throw 1 - 2 made (1)	<b>44-31</b>	<b>13</b>	
15:56	32 HAMILTON D free throw 2 - 2 made (2)	<b>45-31</b>	<b>14</b>	
15:45	32 HAMILTON D foul personal (2 - 6)			11 MURDIX T foul drawn (5)
15:37		<b>45-33</b>	<b>12</b>	11 MURDIX T 2pt FG in the paint, driving layup made (9)
15:26	5 GIVANCE S foul drawn (2)			4 JACKSON J foul personal (2 - 6)
15:01	4 MCKINNEY JR. M 2pt FG in the paint, layup missed			
14:58				10 MUSHILA I defensive rebound (13)
14:30				11 MURDIX T 3pt FG , jump shot missed
14:26	2 HARDY T defensive rebound (5)			
14:16	32 HAMILTON D 2pt FG in the paint, driving layup made (4)	<b>47-33</b>	<b>14</b>	
14:10				22 FRYER S 2pt FG in the paint, driving layup missed
14:05	32 HAMILTON D defensive rebound (3)			
13:58	12 SIBLEY J 3pt FG , jump shot missed			
13:53				4 JACKSON J defensive rebound (4)
13:49		<b>47-35</b>	<b>12</b>	10 MUSHILA I 2pt FG in the paint, driving layup made (10)
13:24	5 GIVANCE S 2pt FG in the paint, layup made (6)	<b>49-35</b>	<b>14</b>	
13:15	5 GIVANCE S foul personal (3 - 7)			4 JACKSON J foul drawn (4)
13:14				4 JACKSON J 1&1 free throw 1 missed
13:07	12 SIBLEY J defensive rebound (4)			
13:07	2 HARDY T substitution out			
13:07	4 MCKINNEY JR. M substitution out			
13:07	32 HAMILTON D substitution out			
13:07	11 LEMUS C substitution in			
13:07	21 ONYEMA Z substitution in			
13:07	23 FRAZIER III O substitution in			
13:01	12 SIBLEY J turnover out of bounds (2)			



Official Basketball Play by Play - Second Half  
**A&M-Corpus Christi at UTEP**  
 11/25/22 Don Haskins Center, El Paso, Texas  
 2022-23 Men's Basketball

**Game Time:** 2:00 PM  
**Game Duration:** 2:15  
**Attendance:** 4,320

**Officials:** Kevin Mathis, Jabir Walker, Chris Hudson

Game Time	UTEP	Score	Diff	TAMU
13:01				4 JACKSON J substitution out
13:01				10 MUSHILA I substitution out
13:01				22 FRYER S substitution out
13:01				0 TENNYSON T substitution in
13:01				1 SANGHA J substitution in
13:01				3 NICKELSON T substitution in
12:36				23 WILLIAMS R 3pt FG from turnover, pull up jump shot missed
12:32	21 ONYEMA Z defensive rebound (7)			
12:17	11 LEMUS C 3pt FG , step back jump shot made (3)	<b>52-35</b>	<b>17</b>	
12:17	23 FRAZIER III O assist (1)			
12:04		<b>52-38</b>	<b>14</b>	0 TENNYSON T 3pt FG , pull up jump shot made (8)
12:04				11 MURDIX T assist (2)
11:30	12 SIBLEY J 3pt FG , pull up jump shot made (8)	<b>55-38</b>	<b>17</b>	
11:30	5 GIVANCE S assist (5)			
11:12				11 MURDIX T 3pt FG , jump shot missed
11:09	23 FRAZIER III O defensive rebound (1)			
10:56	12 SIBLEY J 3pt FG , pull up jump shot made (11)	<b>58-38</b>	<b>20</b>	
10:56	5 GIVANCE S assist (6)			
10:46				Timeout 60 Sec
10:46	Timeout media			
10:46	5 GIVANCE S substitution out			
10:46	4 MCKINNEY JR. M substitution in			
10:46				3 NICKELSON T substitution out
10:46				11 MURDIX T substitution out
10:46				4 JACKSON J substitution in
10:46				10 MUSHILA I substitution in
10:28		<b>58-40</b>	<b>18</b>	10 MUSHILA I 2pt FG in the paint, driving layup made (12)
10:03	23 FRAZIER III O turnover out of bounds (1)			
10:03	Timeout media			
09:49				0 TENNYSON T 3pt FG from turnover, jump shot missed
09:46	11 LEMUS C defensive rebound (2)			
09:33	23 FRAZIER III O 2pt FG in the paint, layup made (7)	<b>60-40</b>	<b>20</b>	
09:22	4 MCKINNEY JR. M foul personal (1 - 8)			4 JACKSON J foul drawn (5)
09:22	11 LEMUS C substitution out			
09:22	12 SIBLEY J substitution out			
09:22	23 FRAZIER III O substitution out			
09:22	2 HARDY T substitution in			
09:22	5 GIVANCE S substitution in			
09:22	13 SOLOMON C substitution in			
09:22				0 TENNYSON T substitution out
09:22				1 SANGHA J substitution out
09:22				11 MURDIX T substitution in
09:22				13 KEYS D substitution in
09:22				4 JACKSON J 1&1 free throw 1 missed
09:20	13 SOLOMON C defensive rebound (5)			
08:55	4 MCKINNEY JR. M turnover bad pass (2)			11 MURDIX T steal (1)
08:44				10 MUSHILA I turnover lost ball (4)
08:44				4 JACKSON J substitution out
08:44				22 FRYER S substitution in



Game Time	UTEP	Score	Diff	TAMU
08:21	13 SOLOMON C turnover lost ball (4)			23 WILLIAMS R steal (1)
08:16				23 WILLIAMS R 2pt FG from turnover in the paint, driving layup blocked
08:16	2 HARDY T block (1)			
08:16				offensive rebound (29)
08:08				23 WILLIAMS R 3pt FG from turnover second chance, jump shot missed
08:07	4 MCKINNEY JR. M defensive rebound (3)			
08:07	4 MCKINNEY JR. M turnover travel (3)			
08:07	Timeout 30 Sec			
08:07	Timeout media			
08:07	4 MCKINNEY JR. M substitution out			
08:07	11 LEMUS C substitution in			
07:58				23 WILLIAMS R 3pt FG from turnover, jump shot missed
07:58				offensive rebound (30)
07:47		<b>60-42</b>	<b>18</b>	11 MURDIX T 2pt FG from turnover second chance in the paint, floating jump shot made (11)
07:24	2 HARDY T foul drawn (2)			11 MURDIX T foul personal (1 - 7)
07:23	2 HARDY T 1&1 free throw 1 missed			
07:21				13 KEYS D defensive rebound (4)
07:10		<b>60-44</b>	<b>16</b>	11 MURDIX T 2pt FG outside the paint, pull up jump shot made (13)
06:44	2 HARDY T 3pt FG , jump shot missed			
06:40	11 LEMUS C offensive rebound (3)			
06:22	21 ONYEMA Z foul drawn (2)			13 KEYS D foul shooting (3 - 8)
06:22	21 ONYEMA Z free throw 1 - 2 made (5)	<b>61-44</b>	<b>17</b>	
06:22	11 LEMUS C substitution out			
06:22	13 SOLOMON C substitution out			
06:22	4 MCKINNEY JR. M substitution in			
06:22	12 SIBLEY J substitution in			
06:22				13 KEYS D substitution out
06:22				4 JACKSON J substitution in
06:21	21 ONYEMA Z free throw 2 - 2 missed			
06:14				10 MUSHILA I defensive rebound (14)
06:12		<b>61-46</b>	<b>15</b>	11 MURDIX T 2pt FG in the paint, layup made (15)
06:12	21 ONYEMA Z foul shooting (4 - 9)			11 MURDIX T foul drawn (6)
06:12		<b>61-47</b>	<b>14</b>	11 MURDIX T free throw 1 - 1 made (16)
06:12	21 ONYEMA Z substitution out			
06:12	34 KALU K substitution in			
06:05	5 GIVANCE S turnover lost ball (3)			4 JACKSON J steal (1)
06:05				23 WILLIAMS R substitution out
06:05				0 TENNYSON T substitution in
05:54	4 MCKINNEY JR. M foul shooting (2 - 10)			11 MURDIX T foul drawn (7)
05:54		<b>61-48</b>	<b>13</b>	11 MURDIX T free throw 1 - 2 made (17)
05:54		<b>61-49</b>	<b>12</b>	11 MURDIX T free throw 2 - 2 made (18)
05:42	4 MCKINNEY JR. M 2pt FG in the paint, driving layup made (8)	<b>63-49</b>	<b>14</b>	
05:42	4 MCKINNEY JR. M foul drawn (3)			0 TENNYSON T foul shooting (4 - 9)
05:41	4 MCKINNEY JR. M free throw 1 - 1 missed			
05:37				10 MUSHILA I defensive rebound (15)
05:19		<b>63-52</b>	<b>11</b>	0 TENNYSON T 3pt FG , jump shot made (11)



Official Basketball Play by Play - Second Half  
**A&M-Corpus Christi at UTEP**  
 11/25/22 Don Haskins Center, El Paso, Texas  
 2022-23 Men's Basketball

**Game Time:** 2:00 PM  
**Game Duration:** 2:15  
**Attendance:** 4,320

**Officials:** Kevin Mathis, Jabir Walker, Chris Hudson

Game Time	UTEP	Score	Diff	TAMU
05:19				4 JACKSON J assist (1)
05:13	5 GIVANCE S foul drawn (3)			4 JACKSON J foul personal (3 - 10)
05:13	5 GIVANCE S free throw fast break 1 - 2 missed			
05:13	offensive dead ball rebound (1)			
05:13	5 GIVANCE S free throw fast break 2 - 2 made (7)	<b>64-52</b>	<b>12</b>	
05:00		<b>64-55</b>	<b>9</b>	0 TENNYSON T 3pt FG , step back jump shot made (14)
05:00				11 MURDIX T assist (3)
04:47				11 MURDIX T substitution out
04:47				23 WILLIAMS R substitution in
04:37	5 GIVANCE S turnover bad pass (4)			22 FRYER S steal (1)
04:33		<b>64-57</b>	<b>7</b>	22 FRYER S 2pt FG fast break from turnover in the paint, driving layup made (2)
04:33	Timeout 60 Sec			
04:33	12 SIBLEY J substitution out			
04:33	34 KALU K substitution out			
04:33	13 SOLOMON C substitution in			
04:33	21 ONYEMA Z substitution in			
04:33	13 SOLOMON C turnover (5)			
04:33	5 GIVANCE S substitution out			
04:33	11 LEMUS C substitution in			
04:30				0 TENNYSON T 3pt FG from turnover, jump shot missed
04:27	11 LEMUS C defensive rebound (4)			
04:00	11 LEMUS C 2pt FG outside the paint, hook shot missed			
03:58	21 ONYEMA Z offensive rebound (8)			
03:58	21 ONYEMA Z turnover (1)			
03:58	Timeout media			
03:38		<b>64-60</b>	<b>4</b>	23 WILLIAMS R 3pt FG from turnover, jump shot made (3)
03:38				4 JACKSON J assist (2)
03:06	4 MCKINNEY JR. M 2pt FG in the paint, pull up jump shot missed			
03:01	21 ONYEMA Z offensive rebound (9)			
03:00	21 ONYEMA Z 2pt FG second chance outside the paint, jump shot missed			
02:56				0 TENNYSON T defensive rebound (1)
02:59	21 ONYEMA Z foul personal (5 - 11)			4 JACKSON J foul drawn (6)
02:59	21 ONYEMA Z substitution out			
02:59	12 SIBLEY J substitution in			
02:59				4 JACKSON J free throw fast break 1 - 2 missed
02:59				offensive dead ball rebound (2)
02:59		<b>64-61</b>	<b>3</b>	4 JACKSON J free throw fast break 2 - 2 made (10)
02:35	12 SIBLEY J 2pt FG in the paint, floating jump shot missed			
02:35	13 SOLOMON C offensive rebound (6)			
02:35	13 SOLOMON C foul drawn (3)			0 TENNYSON T foul personal (5 - 11)
02:35				0 TENNYSON T substitution out
02:35				11 MURDIX T substitution in
02:35	13 SOLOMON C free throw 1 - 2 missed			
02:35	offensive dead ball rebound (2)			
02:35	13 SOLOMON C free throw 2 - 2 made (5)	<b>65-61</b>	<b>4</b>	
02:17		<b>65-63</b>	<b>2</b>	4 JACKSON J 2pt FG in the paint, pull up jump shot made (12)
01:54	4 MCKINNEY JR. M 2pt FG in the paint, layup missed			



Official Basketball Play by Play - Second Half  
**A&M-Corpus Christi at UTEP**  
 11/25/22 Don Haskins Center, El Paso, Texas  
 2022-23 Men's Basketball

**Game Time:** 2:00 PM  
**Game Duration:** 2:15  
**Attendance:** 4,320

**Officials:** Kevin Mathis, Jabir Walker, Chris Hudson

Game Time	UTEP	Score	Diff	TAMU
01:50	4 MCKINNEY JR. M offensive rebound (4)			
01:49	13 SOLOMON C foul drawn (4)			10 MUSHILA I foul shooting (3 - 12)
01:49	13 SOLOMON C free throw 1 - 2 missed			
01:49	offensive dead ball rebound (3)			
01:49	11 LEMUS C substitution out			
01:49	5 GIVANCE S substitution in			
01:49				11 MURDIX T substitution out
01:49				13 KEYS D substitution in
01:49	13 SOLOMON C free throw 2 - 2 made (6)	<b>66-63</b>	<b>3</b>	
01:36				4 JACKSON J turnover bad pass (4)
01:36				13 KEYS D substitution out
01:36				5 GRANDBERRY J substitution in
01:18	2 HARDY T foul offensive (2 - 12)			4 JACKSON J foul drawn (7)
01:18	2 HARDY T turnover offensive (2)			
01:18				5 GRANDBERRY J substitution out
01:18				13 KEYS D substitution in
00:58				23 WILLIAMS R 2pt FG from turnover outside the paint, pull up jump shot missed
00:55	5 GIVANCE S defensive rebound (2)			
00:57	5 GIVANCE S foul drawn (4)			13 KEYS D foul personal (4 - 13)
00:57	5 GIVANCE S free throw fast break 1 - 2 missed			
00:57	offensive dead ball rebound (4)			
00:57	5 GIVANCE S free throw fast break 2 - 2 made (8)	<b>67-63</b>	<b>4</b>	
00:47				4 JACKSON J 2pt FG in the paint, layup missed
00:43				23 WILLIAMS R offensive rebound (3)
00:42				23 WILLIAMS R 2pt FG second chance in the paint, jump shot missed
00:39				4 JACKSON J offensive rebound (5)
00:40				Timeout 30 Sec
00:29	5 GIVANCE S steal (1)			4 JACKSON J turnover lost ball (5)
00:28	5 GIVANCE S turnover travel (5)			
00:27				Timeout 60 Sec
00:15				4 JACKSON J 2pt FG from turnover in the paint, layup missed
00:14				13 KEYS D offensive rebound (5)
00:14	5 GIVANCE S steal (2)			13 KEYS D turnover lost ball (2)
00:14	12 SIBLEY J foul drawn (1)			10 MUSHILA I foul personal (4 - 14)
00:14	12 SIBLEY J free throw fast break 1 - 2 made (12)	<b>68-63</b>	<b>5</b>	
00:08	13 SOLOMON C foul shooting (3 - 13)			4 JACKSON J foul drawn (8)
00:14				22 FRYER S substitution out
00:14				5 GRANDBERRY J substitution in
00:13	12 SIBLEY J free throw fast break 2 - 2 missed			
00:11				10 MUSHILA I defensive rebound (16)
00:08				10 MUSHILA I substitution out
00:08				22 FRYER S substitution in
00:08		<b>68-64</b>	<b>4</b>	4 JACKSON J free throw fast break 1 - 2 made (13)
00:08		<b>68-65</b>	<b>3</b>	4 JACKSON J free throw fast break 2 - 2 made (14)
00:06	2 HARDY T foul drawn (3)			5 GRANDBERRY J foul personal (1 - 15)
00:06	2 HARDY T free throw fast break 1 - 2 made (11)	<b>69-65</b>	<b>4</b>	
00:03		<b>69-67</b>	<b>2</b>	4 JACKSON J 2pt FG fast break in the paint, driving layup made (16)



**A&M-Corpus Christi at UTEP**

11/25/22 Don Haskins Center, El Paso, Texas  
2022-23 Men's Basketball

**Game Time:** 2:00 PM  
**Game Duration:** 2:15  
**Attendance:** 4,320

**Officials:** Kevin Mathis, Jabir Walker, Chris Hudson

Game Time	UTEP	Score	Diff	TAMU
00:06				22 FRYER S substitution out
00:06				10 MUSHILA I substitution in
00:06	2 HARDY T free throw fast break 2 - 2 made (12)	<b>70-67</b>	<b>3</b>	
00:03	Timeout 30 Sec			
00:03				10 MUSHILA I substitution out
00:03				13 KEYS D substitution out
00:03				3 NICKELSON T substitution in
00:03				22 FRYER S substitution in
00:03	13 SOLOMON C foul drawn (5)			4 JACKSON J foul personal (4 - 16)
00:03	13 SOLOMON C free throw fast break 1 - 2 made (7)	<b>71-67</b>	<b>4</b>	
00:03				3 NICKELSON T substitution out
00:03				10 MUSHILA I substitution in
00:03	13 SOLOMON C free throw fast break 2 - 2 made (8)	<b>72-67</b>	<b>5</b>	
<b>END OF GAME</b>				
<b>UTEP 72-67 TAMU</b>				



Officials: Kevin Mathis, Jabir Walker, Chris Hudson

**A&M-Corpus Christi - 41**

NO.	Name	F	Min	FG			3P			FT			Rebounds			Fouls		TP	AS	TO	ST	Blocks		+/-
				M-A	M-A	M-A	OR	DR	TOT	PF	FD	BS	BA											
10	Isaac Mushila	F	17:44	3-4	0-0	0-0	0	5	5	4	0	6	0	2	0	0	2	0	0	0	0	10		
13	De'Lazarus Keys	F	08:00	0-0	0-0	0-0	2	1	3	4	0	0	0	2	0	2	0	0	0	0	0	0		
0	Trevian Tennyson	G	09:55	3-6	3-6	0-0	0	1	1	3	2	9	1	0	0	0	0	0	0	0	4			
4	Jalen Jackson	G	15:23	3-5	0-0	4-8	1	2	3	3	7	10	2	2	1	0	0	0	0	9				
11	Terrion Murdix	G	14:24	4-7	0-2	3-3	1	0	1	1	4	11	2	0	1	0	1	0	1	3				
23	Ross Williams		16:07	1-8	1-5	0-0	1	0	1	0	0	3	0	0	1	0	1	0	1	2				
22	Simeon Fryer		12:00	1-2	0-0	0-0	0	0	0	0	0	2	0	0	1	0	0	0	15					
1	Jasman Sangha		03:39	0-0	0-0	0-0	0	0	0	0	0	0	0	0	0	0	0	0	0	-6				
3	Tyrese Nickelson		02:15	0-0	0-0	0-0	0	0	0	0	0	0	0	0	0	0	0	0	0	-7				
5	Jourdyn Grandberry		00:33	0-0	0-0	0-0	0	0	0	1	0	0	0	0	0	0	0	0	0	0				
Team							2	0	2			0		0										
<b>Totals</b>				15-32	4-13	7-11	7	9	16	16	13	41	5	6	4	0	2	6						

Shooting By Period		
2 <sup>nd</sup> FG%	15-32	46.9%
3PT%	4-13	30.8%
FT%	7-11	63.6%
GM FG%	15-32	46.9%
3PT%	4-13	30.8%
FT%	7-11	63.6%

Dead Ball Rebounds: 1, 0

Technical Fouls::NONE

**UTEP - 35**

NO.	Name	F	Min	FG			3P			FT			Rebounds			Fouls		TP	AS	TO	ST	Blocks		+/-
				M-A	M-A	M-A	OR	DR	TOT	PF	FD	BS	BA											
12	Jamari Sibley	F	13:29	2-4	2-3	1-2	0	1	1	0	1	7	0	1	0	0	0	0	0	0	0	-1		
13	Calvin Solomon	F	11:37	0-0	0-0	4-6	1	3	4	3	4	4	1	2	0	0	0	0	0	0	-4			
21	Ze'rik Onyema	F	09:49	0-1	0-0	1-2	2	2	4	3	2	1	0	1	0	0	0	0	0	-1				
2	Tae Hardy	G	16:15	1-4	0-2	2-3	1	1	2	2	2	4	0	1	1	1	0	0	-12					
5	Shamar Givance	G	15:52	1-3	0-1	2-4	1	1	2	2	3	4	3	4	2	0	0	-1						
34	Kevin Kalu		03:52	0-0	0-0	0-0	0	0	0	0	0	0	0	0	0	1	0	-7						
4	Mario McKinney Jr.		13:47	2-5	0-0	2-3	1	1	2	2	3	6	0	2	0	0	0	-9						
32	Derick Hamilton		03:20	1-1	0-0	2-2	0	1	1	1	1	4	0	0	0	0	0	1						
11	Carlos Lemus		08:14	1-2	1-1	0-0	1	2	3	0	0	3	0	0	0	0	0	-2						
23	Otis Frazier III		03:45	1-1	0-0	0-0	0	1	1	0	0	2	1	1	0	0	0	6						
Team							0	0	0			0		0										
<b>Totals</b>				9-21	3-7	14-22	7	13	20	13	16	35	5	12	3	2	0	-6						

Shooting By Period		
2 <sup>nd</sup> FG%	9-21	42.9%
3PT%	3-7	42.9%
FT%	14-22	63.6%
GM FG%	9-21	42.9%
3PT%	3-7	42.9%
FT%	14-22	63.6%

Dead Ball Rebounds: 4, 0

Technical Fouls::NONE

	TAMU	UTEP
Biggest lead	0 (1 <sup>st</sup> 20:00)	20 (2 <sup>nd</sup> 10:56)
Best Scoring Run	9(2 <sup>nd</sup> 2:59)	6(2 <sup>nd</sup> 10:56)
Lead Changes	0	
Times Tied	0	
Time with Lead	00:00	19:46

Points from	TAMU	UTEP
Turnovers	9	5
Paint	18	10
Second Chance	2	5
Fast Breaks	7	9
Bench	5	15

	Period by Period Scoring		
	1st	2nd	TOT
TAMU	26	41	67
UTEP	37	35	72



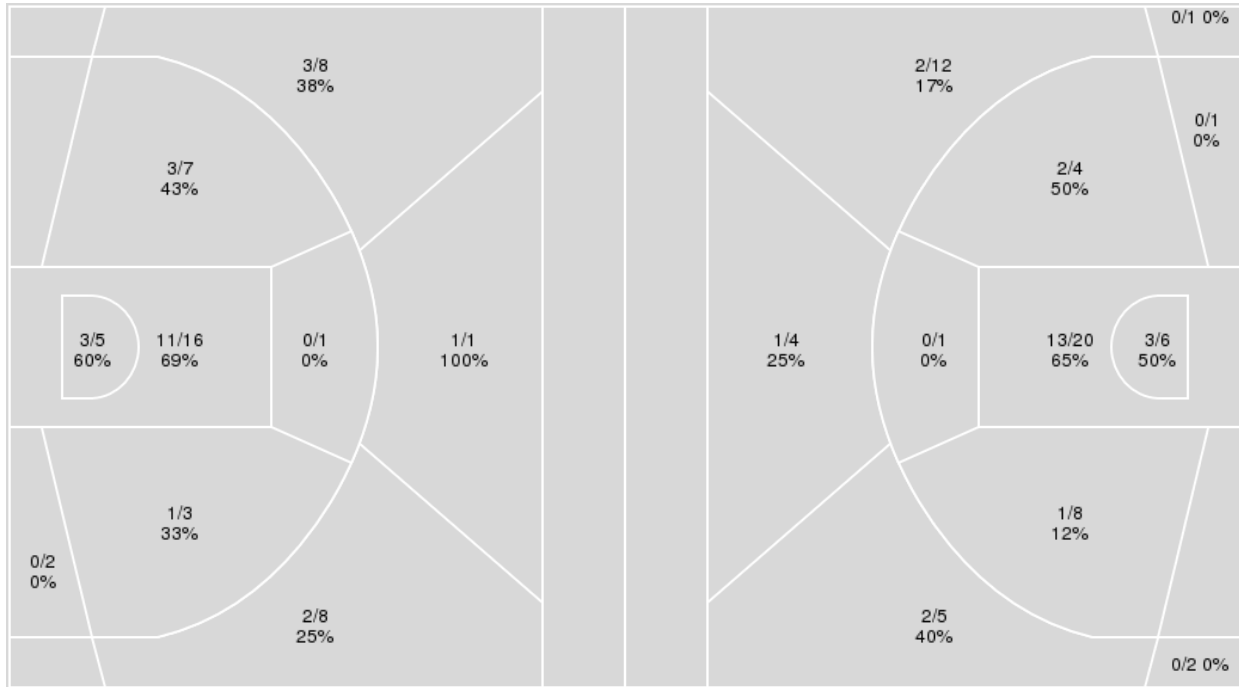
**Officials:** Kevin Mathis, Jabir Walker, Chris Hudson

{ Players => 0, 1, 2, 3, 4, 5, 11, 12, 13, 15, 20, 21, 23, 32, 34; } FG  
 Types => All; Results => All;

{ Players => All; } FG Types => All; Results => All;

**UTEP**

**A&M-Corpus Christi**



UTEP	M/A	%
Field Goals	24/51	47
2 Points	18/34	53
3 Points	6/17	35
Free Throws	18/28	64

A&M-Corpus Christi	M/A	%
Field Goals	24/64	38
2 Points	19/40	48
3 Points	5/24	21
Free Throws	14/20	70



**A&M-Corpus Christi at UTEP**

11/25/22 Don Haskins Center, El Paso, Texas  
2022-23 Men's Basketball

Game Time: 2:00 PM  
Game Duration: 2:15  
Attendance: 4,320

Officials: Kevin Mathis, Jabir Walker, Chris Hudson

**A&M-Corpus Christi**

No	Name	Mins		Score		Points Diff		Points per Min		Assists		Rebounds		Steals		Turnovers	
		On	Off	On	Off	On	Off	On	Off	On	Off	On	Off	On	Off	On	Off
0	Trevian Tennyson	24:53	15:07	42 - 44	25 - 28	-2	-3	1.69	1.65	9	0	20	18	5	3	8	8
1	Jasman Sangha	06:24	33:36	7 - 16	60 - 56	-9	4	1.09	1.79	1	8	3	35	0	8	3	13
3	Tyrese Nickelson	05:00	35:00	5 - 15	62 - 57	-10	5	1.00	1.77	1	8	3	35	0	8	3	13
4	Jalen Jackson	28:13	11:47	50 - 46	17 - 26	4	-9	1.77	1.44	5	4	27	11	5	3	14	2
5	Jourdyn Grandberry	00:33	39:27	4 - 4	63 - 68	0	-5	7.27	1.60	0	9	1	37	0	8	0	16
10	Isaac Mushila	34:24	05:36	56 - 54	11 - 18	2	-7	1.63	1.96	8	1	35	3	8	0	13	3
11	Terrion Murdix	30:33	09:27	53 - 60	14 - 12	-7	2	1.73	1.48	8	1	29	9	6	2	9	7
13	De'Lazarus Keys	23:12	16:48	30 - 40	37 - 32	-10	5	1.29	2.20	5	4	26	12	6	2	9	7
22	Simeon Fryer	22:32	17:28	51 - 41	16 - 31	10	-15	2.26	0.92	6	3	21	17	5	3	10	6
23	Ross Williams	24:16	15:44	37 - 40	30 - 32	-3	-2	1.52	1.91	2	7	25	13	5	3	11	5

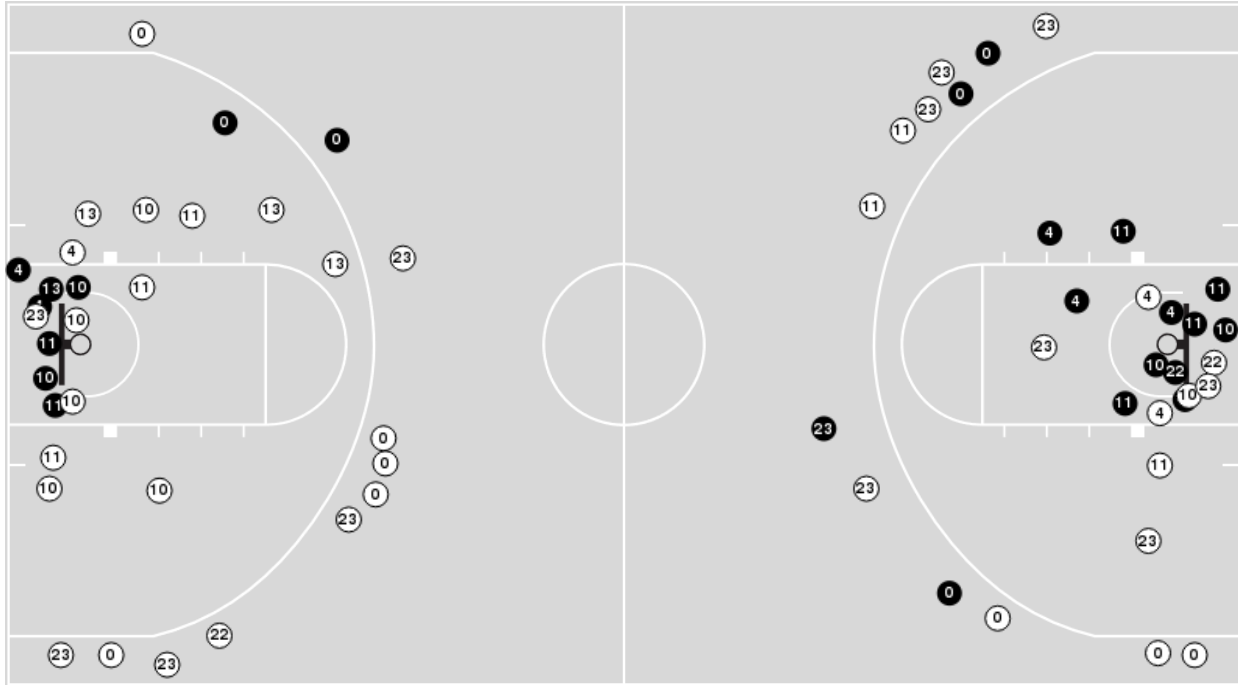
**UTEP**

No	Name	Mins		Score		Points Diff		Points per Min		Assists		Rebounds		Steals		Turnovers	
		On	Off	On	Off	On	Off	On	Off	On	Off	On	Off	On	Off	On	Off
2	Tae Hardy	30:49	09:11	49 - 56	23 - 11	-7	12	1.59	2.50	7	5	31	8	5	3	17	3
4	Mario McKinney Jr.	26:27	13:33	44 - 48	28 - 19	-4	9	1.66	2.07	5	7	27	12	8	0	14	6
5	Shamar Givance	29:33	10:27	59 - 50	13 - 17	9	-4	2.00	1.24	10	2	29	10	6	2	16	4
11	Carlos Lemus	16:12	23:48	25 - 23	47 - 44	2	3	1.54	1.97	5	7	13	26	4	4	7	13
12	Jamari Sibley	26:24	13:36	57 - 49	15 - 18	8	-3	2.16	1.10	9	3	26	13	3	5	11	9
13	Calvin Solomon	21:49	18:11	31 - 32	41 - 35	-1	6	1.42	2.25	6	6	21	18	8	0	13	7
21	Ze'rik Onyema	21:59	18:01	36 - 30	36 - 37	6	-1	1.64	2.00	8	4	24	15	0	8	14	6
23	Otis Frazier III	11:46	28:14	31 - 17	41 - 50	14	-9	2.63	1.45	6	6	12	27	1	7	4	16
32	Derick Hamilton	05:52	34:08	14 - 10	58 - 57	4	1	2.39	1.70	1	11	6	33	0	8	0	20
34	Kevin Kalu	09:09	30:51	14 - 20	58 - 47	-6	11	1.53	1.88	3	9	6	33	5	3	4	16

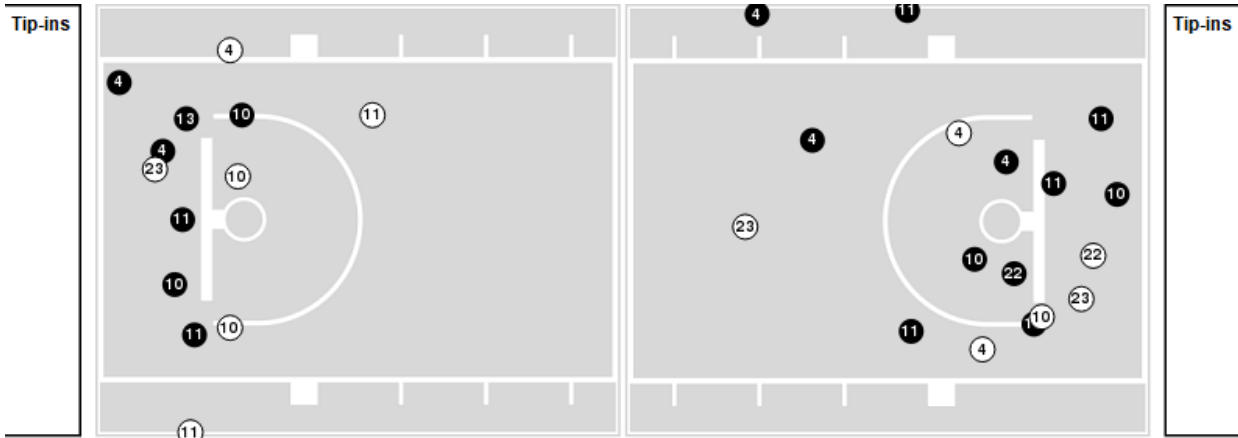


Players => AllFG Types=>AllResults=>All  
**A&M-Corpus Christi**

**All Field Goals**



**Blow Up Chart**



● Made    ○ Missed    N - Player Number

A&M-Corpus Christi	M/A	%
Field Goals	24/64	38
2 Points	19/40	48
3 Points	5/24	21
Free Throws	14/20	70

A&M-Corpus Christi	M/A	%
Points in the Paint	32 (16 / 26)	62
Fast Break Points	9 (6/8)	75
Second Chance Points	5 (4/14)	29
Effective FG%	41	

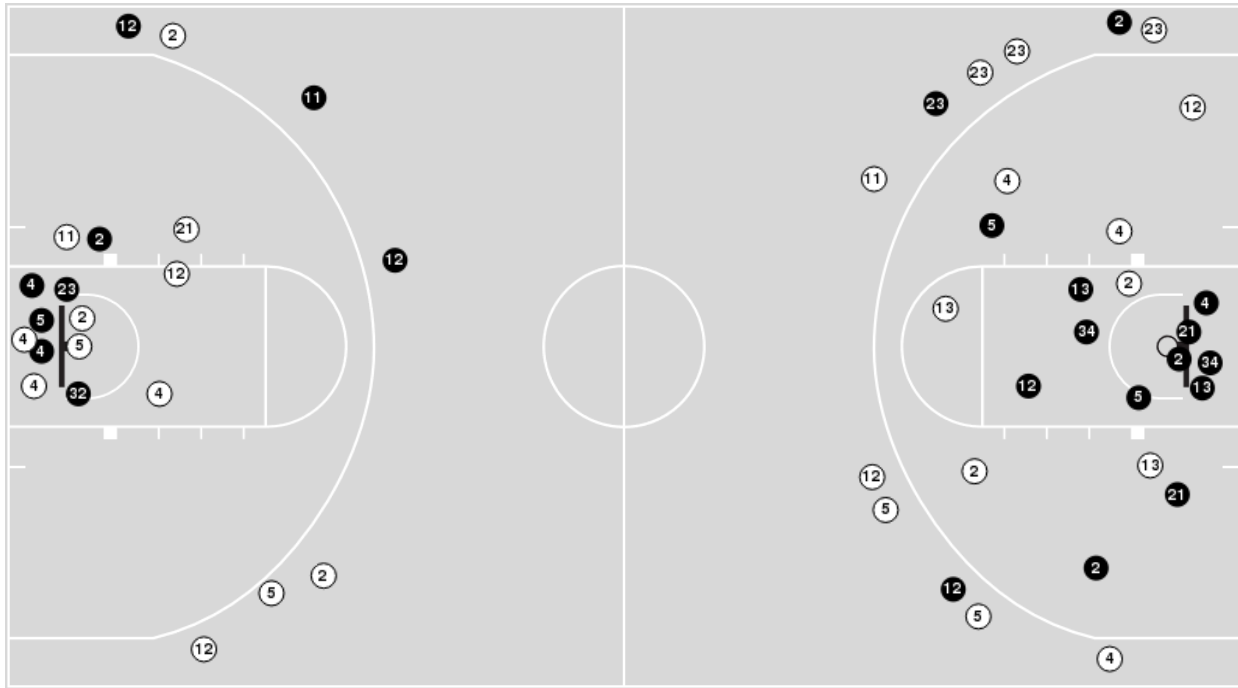


**Officials:** Kevin Mathis, Jabir Walker, Chris Hudson

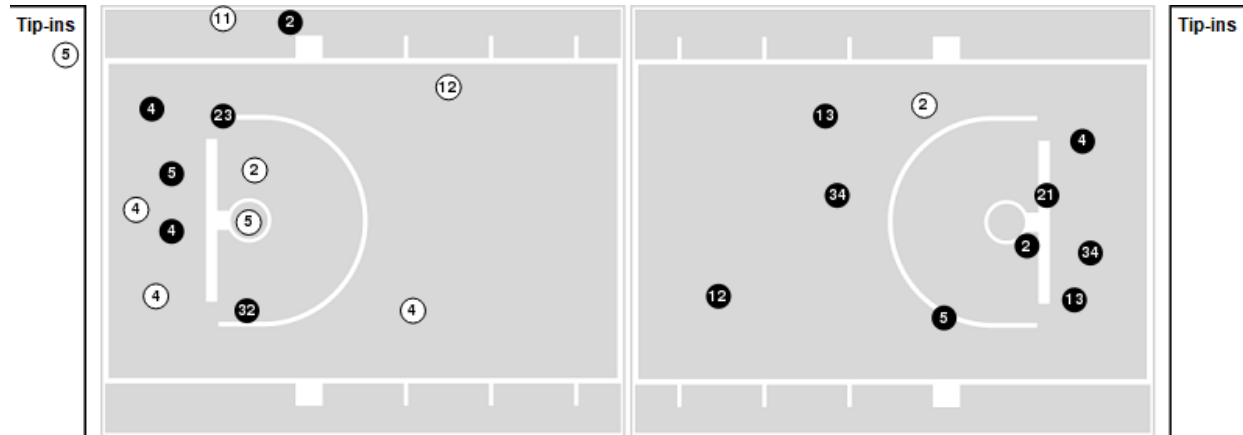
Players => 0, 1, 2, 3, 4, 5, 11, 12, 13, 15, 20, 21, 23, 32, 34 FG Types=>All Results=>All

**UTEP**

**All Field Goals**



**Blow Up Chart**



● Made ○ Missed N - Player Number

UTEP	M/A	%
Field Goals	24/51	47
2 Points	18/34	53
3 Points	6/17	35
Free Throws	18/28	64

UTEP	M/A	%
Points in the Paint	28 (14 / 21)	67
Fast Break Points	10 (10/14)	71
Second Chance Points	7 (6/12)	50
Effective FG%	53	



**Officials:** Kevin Mathis, Jabir Walker, Chris Hudson

**A&M-Corpus Christi**

Lineup	Quarter On	Time On	Quarter Off	Time Off	Time on Court	Score	Score Diff	Reb	Stl	Tov	Ass	PPP
0- Tennyson T/ 4- Jackson J/ 10- Mushila I/ 11- Murdix T/ 13- Keys D/	1	20:00	1	16:54	03:06	5-6	-1	2	1	0	1	0.9191
0- Tennyson T/ 10- Mushila I/ 11- Murdix T/ 13- Keys D/ 23- Williams R/	1	16:54	1	16:07	00:47	1-1	0	3	0	0	0	0.6944
0- Tennyson T/ 10- Mushila I/ 11- Murdix T/ 13- Keys D/ 22- Fryer S/	1	16:07	1	13:20	02:47	4-7	-3	3	0	1	2	0.6667
1- Sangha J/ 3- Nickelson T/ 4- Jackson J/ 22- Fryer S/ 23- Williams R/	1	13:20	1	11:59	01:21	2-3	-1	1	0	2	0	0.6667
1- Sangha J/ 4- Jackson J/ 11- Murdix T/ 22- Fryer S/ 23- Williams R/	1	11:59	1	11:59	00:00	0-0	0	0	0	0	0	0.0000
1- Sangha J/ 3- Nickelson T/ 4- Jackson J/ 11- Murdix T/ 23- Williams R/	1	11:59	1	10:35	01:24	0-2	-2	2	0	1	0	0.0000
4- Jackson J/ 10- Mushila I/ 11- Murdix T/ 13- Keys D/ 22- Fryer S/	1	10:35	1	10:24	00:11	0-0	0	0	0	0	0	0.0000
0- Tennyson T/ 10- Mushila I/ 11- Murdix T/ 13- Keys D/ 22- Fryer S/	1	10:24	1	06:48	03:36	5-8	-3	2	2	1	1	0.8503
0- Tennyson T/ 4- Jackson J/ 10- Mushila I/ 13- Keys D/ 23- Williams R/	1	06:48	1	04:35	02:13	0-0	0	3	1	1	0	0.0000
0- Tennyson T/ 4- Jackson J/ 10- Mushila I/ 22- Fryer S/ 23- Williams R/	1	04:35	1	04:18	00:17	0-0	0	0	0	1	0	0.0000
0- Tennyson T/ 4- Jackson J/ 10- Mushila I/ 11- Murdix T/ 22- Fryer S/	1	04:18	1	02:33	01:45	5-3	2	4	0	2	0	1.2887
0- Tennyson T/ 4- Jackson J/ 11- Murdix T/ 13- Keys D/ 22- Fryer S/	1	02:33	1	02:07	00:26	0-1	-1	0	0	0	0	0.0000
4- Jackson J/ 11- Murdix T/ 13- Keys D/ 22- Fryer S/ 23- Williams R/	1	02:07	1	01:58	00:09	2-1	1	0	0	0	0	2.2727
4- Jackson J/ 10- Mushila I/ 11- Murdix T/ 13- Keys D/ 23- Williams R/	1	01:58	1	00:00	01:57	2-5	-3	2	0	0	0	0.8197
0- Tennyson T/ 4- Jackson J/ 10- Mushila I/ 11- Murdix T/ 23- Williams R/	1	00:00	2	20:00	00:01	0-0	0	0	0	1	0	0.0000
0- Tennyson T/ 4- Jackson J/ 10- Mushila I/ 11- Murdix T/ 13- Keys D/	2	20:00	2	17:25	02:35	3-4	-1	1	0	1	1	0.6757
0- Tennyson T/ 4- Jackson J/ 10- Mushila I/ 13- Keys D/ 23- Williams R/	2	17:25	2	17:14	00:11	0-0	0	0	0	0	0	0.0000
4- Jackson J/ 10- Mushila I/ 11- Murdix T/ 13- Keys D/ 23- Williams R/	2	17:14	2	16:27	00:47	0-1	-1	3	0	1	0	0.0000
4- Jackson J/ 10- Mushila I/ 11- Murdix T/ 22- Fryer S/ 23- Williams R/	2	16:27	2	13:01	03:26	6-7	-1	2	0	0	0	1.1029
0- Tennyson T/ 1- Sangha J/ 3- Nickelson T/ 11- Murdix T/ 23- Williams R/	2	13:01	2	10:46	02:15	3-9	-6	0	0	0	1	1.0000
0- Tennyson T/ 1- Sangha J/ 4- Jackson J/ 10- Mushila I/ 23- Williams R/	2	10:46	2	09:22	01:24	2-2	0	0	0	0	0	1.0000
4- Jackson J/ 10- Mushila I/ 11- Murdix T/ 13- Keys D/ 23- Williams R/	2	09:22	2	08:44	00:38	0-0	0	0	1	1	0	0.0000
10- Mushila I/ 11- Murdix T/ 13- Keys D/ 22- Fryer S/ 23- Williams R/	2	08:44	2	06:22	02:22	4-1	3	3	1	0	0	1.3333
4- Jackson J/ 10- Mushila I/ 11- Murdix T/ 22- Fryer S/ 23- Williams R/	2	06:22	2	06:05	00:17	3-0	3	1	1	0	0	2.0833
0- Tennyson T/ 4- Jackson J/ 10- Mushila I/ 11- Murdix T/ 22- Fryer S/	2	06:05	2	04:47	01:18	8-3	5	1	0	0	2	2.7778
0- Tennyson T/ 4- Jackson J/ 10- Mushila I/ 22- Fryer S/ 23- Williams R/	2	04:47	2	02:35	02:12	6-0	6	1	1	0	1	1.5464
4- Jackson J/ 10- Mushila I/ 11- Murdix T/ 22- Fryer S/ 23- Williams R/	2	02:35	2	01:49	00:46	2-1	1	0	0	0	0	2.0000
4- Jackson J/ 10- Mushila I/ 13- Keys D/ 22- Fryer S/ 23- Williams R/	2	01:49	2	01:36	00:13	0-1	-1	0	0	1	0	0.0000
4- Jackson J/ 5- Grandberry J/ 10- Mushila I/ 22- Fryer S/ 23- Williams R/	2	01:36	2	01:18	00:18	0-0	0	0	0	0	0	0.0000
4- Jackson J/ 10- Mushila I/ 13- Keys D/ 22- Fryer S/ 23- Williams R/	2	01:18	2	00:14	01:03	0-2	-2	3	0	2	0	0.0000
4- Jackson J/ 5- Grandberry J/ 10- Mushila I/ 13- Keys D/ 23- Williams R/	2	00:14	2	00:08	00:07	0-0	0	1	0	0	0	0.0000
4- Jackson J/ 5- Grandberry J/ 13- Keys D/ 22- Fryer S/ 23- Williams R/	2	00:08	2	00:06	00:01	4-1	3	0	0	0	0	2.1277
4- Jackson J/ 5- Grandberry J/ 10- Mushila I/ 13- Keys D/ 23- Williams R/	2	00:06	2	00:03	00:03	0-1	-1	0	0	0	0	0.0000
3- Nickelson T/ 4- Jackson J/ 5- Grandberry J/ 22- Fryer S/ 23- Williams R/	2	00:03	2	00:03	00:00	0-1	-1	0	0	0	0	0.0000
4- Jackson J/ 5- Grandberry J/ 10- Mushila I/ 22- Fryer S/ 23- Williams R/	2	00:03	2	00:00	00:04	0-1	-1	0	0	0	0	0.0000



**UTEP**

Lineup	Quarter On	Time On	Quarter Off	Time Off	Time on Court	Score	Score Diff	Reb	Stl	Tov	Ass	PPP
2- Hardy T/5- Givance S/ 12- Sibley J/ 13- Solomon C/ 21- Onyema Z/	1	20:00	1	16:54	03:06	6-5	1	3	0	1	2	1.2000
2- Hardy T/4- McKinney Jr. M/5- Givance S/ 12- Sibley J/ 21- Onyema Z/	1	16:54	1	16:24	00:30	1-1	0	1	0	0	0	0.6944
2- Hardy T/4- McKinney Jr. M/ 12- Sibley J/ 21- Onyema Z/ 23- Frazier III O/	1	16:24	1	13:20	03:04	7-4	3	3	0	0	1	1.2868
4- McKinney Jr. M/ 5- Givance S/ 11- Lemus C/ 13- Solomon C/ 34- Kalu K/	1	13:20	1	10:27	02:53	5-2	3	2	2	1	1	0.8503
2- Hardy T/5- Givance S/ 11- Lemus C/ 13- Solomon C/ 21- Onyema Z/	1	10:27	1	09:12	01:15	2-1	1	1	0	1	0	1.0000
2- Hardy T/5- Givance S/ 11- Lemus C/ 12- Sibley J/ 21- Onyema Z/	1	09:12	1	09:12	00:00	0-0	0	0	0	0	0	0.0000
2- Hardy T/5- Givance S/ 12- Sibley J/ 21- Onyema Z/ 23- Frazier III O/	1	09:12	1	06:48	02:24	6-4	2	3	0	2	1	1.2000
2- Hardy T/4- McKinney Jr. M/ 5- Givance S/ 12- Sibley J/ 21- Onyema Z/	1	06:48	1	05:48	01:00	0-0	0	2	0	1	0	0.0000
2- Hardy T/4- McKinney Jr. M/ 11- Lemus C/ 12- Sibley J/ 21- Onyema Z/	1	05:48	1	05:30	00:18	0-0	0	0	0	0	0	0.0000
2- Hardy T/4- McKinney Jr. M/ 11- Lemus C/ 13- Solomon C/ 21- Onyema Z/	1	05:30	1	04:57	00:33	0-0	0	0	0	1	0	0.0000
2- Hardy T/4- McKinney Jr. M/ 11- Lemus C/ 13- Solomon C/ 34- Kalu K/	1	04:57	1	02:33	02:24	3-5	-2	1	2	1	1	0.6000
5- Givance S/ 11- Lemus C/ 12- Sibley J/ 23- Frazier III O/ 32- Hamilton D/	1	02:33	1	01:58	00:35	2-0	2	0	0	0	0	2.2727
4- McKinney Jr. M/ 5- Givance S/ 12- Sibley J/ 23- Frazier III O/ 32- Hamilton D/	1	01:58	1	00:00	01:57	5-4	1	3	0	0	1	1.2500
4- McKinney Jr. M/ 5- Givance S/ 12- Sibley J/ 13- Solomon C/ 23- Frazier III O/	1	00:00	2	20:00	00:01	0-0	0	0	1	0	0	0.0000
2- Hardy T/5- Givance S/ 12- Sibley J/ 13- Solomon C/ 21- Onyema Z/	2	20:00	2	18:40	01:20	2-0	2	2	0	1	1	1.0000
2- Hardy T/5- Givance S/ 12- Sibley J/ 13- Solomon C/ 34- Kalu K/	2	18:40	2	17:53	00:47	0-2	-2	0	0	0	0	0.0000
2- Hardy T/4- McKinney Jr. M/ 5- Givance S/ 13- Solomon C/ 34- Kalu K/	2	17:53	2	16:27	01:26	3-1	2	3	1	0	1	1.2295
2- Hardy T/4- McKinney Jr. M/ 5- Givance S/ 13- Solomon C/ 32- Hamilton D/	2	16:27	2	15:56	00:31	1-2	-1	0	0	0	0	2.2727
2- Hardy T/4- McKinney Jr. M/ 5- Givance S/ 12- Sibley J/ 32- Hamilton D/	2	15:56	2	13:07	02:49	6-4	2	3	0	0	0	1.2295
5- Givance S/ 11- Lemus C/ 12- Sibley J/ 21- Onyema Z/ 23- Frazier III O/	2	13:07	2	10:46	02:21	9-3	6	2	0	1	3	2.2500
4- McKinney Jr. M/ 11- Lemus C/ 12- Sibley J/ 21- Onyema Z/ 23- Frazier III O/	2	10:46	2	09:22	01:24	2-2	0	1	0	1	0	1.0000
2- Hardy T/4- McKinney Jr. M/ 5- Givance S/ 13- Solomon C/ 21- Onyema Z/	2	09:22	2	08:07	01:15	0-0	0	2	0	3	0	0.0000
2- Hardy T/5- Givance S/ 11- Lemus C/ 13- Solomon C/ 21- Onyema Z/	2	08:07	2	06:22	01:45	1-4	-3	1	0	0	0	1.1364
2- Hardy T/4- McKinney Jr. M/ 5- Givance S/ 12- Sibley J/ 21- Onyema Z/	2	06:22	2	06:12	00:10	0-3	-3	0	0	0	0	0.0000
2- Hardy T/4- McKinney Jr. M/ 5- Givance S/ 12- Sibley J/ 34- Kalu K/	2	06:12	2	04:33	01:39	3-10	-7	0	0	2	0	0.6944
2- Hardy T/4- McKinney Jr. M/ 5- Givance S/ 13- Solomon C/ 21- Onyema Z/	2	04:33	2	04:33	00:00	0-0	0	0	0	1	0	0.0000
2- Hardy T/4- McKinney Jr. M/ 11- Lemus C/ 13- Solomon C/ 21- Onyema Z/	2	04:33	2	02:59	01:34	0-3	-3	3	0	1	0	0.0000
2- Hardy T/4- McKinney Jr. M/ 11- Lemus C/ 12- Sibley J/ 13- Solomon C/	2	02:59	2	01:49	01:10	1-3	-2	2	0	0	0	0.7576
2- Hardy T/4- McKinney Jr. M/ 5- Givance S/ 12- Sibley J/ 13- Solomon C/	2	01:49	2	00:00	01:49	7-4	3	1	2	2	0	1.1745



**Officials:** Kevin Mathis, Jabir Walker, Chris Hudson

**A&M-Corpus Christi**

Lineup	Time	Score	Score Diff	Pts/Min	Reb	Stl	Tov	Ass	PPP
0- Tennyson T/ 10- Mushila I/ 11- Murdix T/ 13- Keys D/ 22- Fryer S/	06:23	9-15	-6	1.4099	5	2	2	3	0.7576
0- Tennyson T/ 4- Jackson J/ 10- Mushila I/ 11- Murdix T/ 13- Keys D/	05:41	8-10	-2	1.4076	3	1	1	2	0.8097
4- Jackson J/ 10- Mushila I/ 11- Murdix T/ 22- Fryer S/ 23- Williams R/	04:29	11-8	3	2.4535	3	1	0	0	1.3959
4- Jackson J/ 10- Mushila I/ 11- Murdix T/ 13- Keys D/ 23- Williams R/	03:22	2-6	-4	0.5941	5	1	2	0	0.4098
0- Tennyson T/ 4- Jackson J/ 10- Mushila I/ 11- Murdix T/ 22- Fryer S/	03:03	13-6	7	4.2623	5	0	2	2	1.9231
0- Tennyson T/ 4- Jackson J/ 10- Mushila I/ 22- Fryer S/ 23- Williams R/	02:29	6-0	6	2.4161	1	1	1	1	1.2295
0- Tennyson T/ 4- Jackson J/ 10- Mushila I/ 13- Keys D/ 23- Williams R/	02:24	0-0	0	0.0000	3	1	1	0	0.0000
10- Mushila I/ 11- Murdix T/ 13- Keys D/ 22- Fryer S/ 23- Williams R/	02:22	4-1	3	1.6901	3	1	0	0	1.3333
0- Tennyson T/ 1- Sangha J/ 3- Nickelson T/ 11- Murdix T/ 23- Williams R/	02:15	3-9	-6	1.3333	0	0	0	1	1.0000
1- Sangha J/ 3- Nickelson T/ 4- Jackson J/ 11- Murdix T/ 23- Williams R/	01:24	0-2	-2	0.0000	2	0	1	0	0.0000
0- Tennyson T/ 1- Sangha J/ 4- Jackson J/ 10- Mushila I/ 23- Williams R/	01:24	2-2	0	1.4286	0	0	0	0	1.0000
1- Sangha J/ 3- Nickelson T/ 4- Jackson J/ 22- Fryer S/ 23- Williams R/	01:21	2-3	-1	1.4815	1	0	2	0	0.6667
4- Jackson J/ 10- Mushila I/ 13- Keys D/ 22- Fryer S/ 23- Williams R/	01:16	0-3	-3	0.0000	3	0	3	0	0.0000
0- Tennyson T/ 10- Mushila I/ 11- Murdix T/ 13- Keys D/ 23- Williams R/	00:47	1-1	0	1.2766	3	0	0	0	0.6944
0- Tennyson T/ 4- Jackson J/ 11- Murdix T/ 13- Keys D/ 22- Fryer S/	00:26	0-1	-1	0.0000	0	0	0	0	0.0000
4- Jackson J/ 5- Grandberry J/ 10- Mushila I/ 22- Fryer S/ 23- Williams R/	00:22	0-1	-1	0.0000	0	0	0	0	0.0000
4- Jackson J/ 10- Mushila I/ 11- Murdix T/ 13- Keys D/ 22- Fryer S/	00:11	0-0	0	0.0000	0	0	0	0	0.0000
4- Jackson J/ 5- Grandberry J/ 10- Mushila I/ 13- Keys D/ 23- Williams R/	00:10	0-1	-1	0.0000	1	0	0	0	0.0000
4- Jackson J/ 11- Murdix T/ 13- Keys D/ 22- Fryer S/ 23- Williams R/	00:09	2-1	1	13.3333	0	0	0	0	2.2727
0- Tennyson T/ 4- Jackson J/ 10- Mushila I/ 11- Murdix T/ 23- Williams R/	00:01	0-0	0	0.0000	0	0	1	0	0.0000
4- Jackson J/ 5- Grandberry J/ 13- Keys D/ 22- Fryer S/ 23- Williams R/	00:01	4-1	3	240.0000	0	0	0	0	2.1277
1- Sangha J/ 4- Jackson J/ 11- Murdix T/ 22- Fryer S/ 23- Williams R/	00:00	0-0	0	NaN	0	0	0	0	0.0000
3- Nickelson T/ 4- Jackson J/ 5- Grandberry J/ 22- Fryer S/ 23- Williams R/	00:00	0-1	-1	NaN	0	0	0	0	0.0000



**UTEP**

Lineup	Time	Score	Score Diff	Pts/Min	Reb	Stl	Tov	Ass	PPP
2- Hardy T/5- Givance S/ 12- Sibley J/ 13- Solomon C/ 21- Onyema Z/	04:26	8-5	3	1.8045	5	0	2	3	1.1429
2- Hardy T/ 4- McKinney Jr. M/ 12- Sibley J/ 21- Onyema Z/ 23- Frazier III O/	03:04	7-4	3	2.2826	3	0	0	1	1.2868
2- Hardy T/5- Givance S/ 11- Lemus C/ 13- Solomon C/ 21- Onyema Z/	03:00	3-5	-2	1.0000	2	0	1	0	1.0417
4- McKinney Jr. M/ 5- Givance S/ 11- Lemus C/ 13- Solomon C/ 34- Kalu K/	02:53	5-2	3	1.7341	2	2	1	1	0.8503
2- Hardy T/ 4- McKinney Jr. M/ 5- Givance S/ 12- Sibley J/ 32- Hamilton D/	02:49	6-4	2	2.1302	3	0	0	0	1.2295
2- Hardy T/5- Givance S/ 12- Sibley J/ 21- Onyema Z/ 23- Frazier III O/	02:24	6-4	2	2.5000	3	0	2	1	1.2000
2- Hardy T/ 4- McKinney Jr. M/ 11- Lemus C/ 13- Solomon C/ 34- Kalu K/	02:24	3-5	-2	1.2500	1	2	1	1	0.6000
5- Givance S/ 11- Lemus C/ 12- Sibley J/ 21- Onyema Z/ 23- Frazier III O/	02:21	9-3	6	3.8298	2	0	1	3	2.2500
2- Hardy T/ 4- McKinney Jr. M/ 11- Lemus C/ 13- Solomon C/ 21- Onyema Z/	02:07	0-3	-3	0.0000	3	0	2	0	0.0000
4- McKinney Jr. M/ 5- Givance S/ 12- Sibley J/ 23- Frazier III O/ 32- Hamilton D/	01:57	5-4	1	2.5641	3	0	0	1	1.2500
2- Hardy T/ 4- McKinney Jr. M/ 5- Givance S/ 12- Sibley J/ 13- Solomon C/	01:49	7-4	3	3.8532	1	2	2	0	1.1745
2- Hardy T/ 4- McKinney Jr. M/ 5- Givance S/ 12- Sibley J/ 21- Onyema Z/	01:40	1-4	-3	0.6000	3	0	1	0	0.2577
2- Hardy T/ 4- McKinney Jr. M/ 5- Givance S/ 12- Sibley J/ 34- Kalu K/	01:39	3-10	-7	1.8182	0	0	2	0	0.6944
2- Hardy T/ 4- McKinney Jr. M/ 5- Givance S/ 13- Solomon C/ 34- Kalu K/	01:26	3-1	2	2.0930	3	1	0	1	1.2295
4- McKinney Jr. M/ 11- Lemus C/ 12- Sibley J/ 21- Onyema Z/ 23- Frazier III O/	01:24	2-2	0	1.4286	1	0	1	0	1.0000
2- Hardy T/ 4- McKinney Jr. M/ 5- Givance S/ 13- Solomon C/ 21- Onyema Z/	01:15	0-0	0	0.0000	2	0	4	0	0.0000
2- Hardy T/ 4- McKinney Jr. M/ 11- Lemus C/ 12- Sibley J/ 13- Solomon C/	01:10	1-3	-2	0.8571	2	0	0	0	0.7576
2- Hardy T/ 5- Givance S/ 12- Sibley J/ 13- Solomon C/ 34- Kalu K/	00:47	0-2	-2	0.0000	0	0	0	0	0.0000
5- Givance S/ 11- Lemus C/ 12- Sibley J/ 23- Frazier III O/ 32- Hamilton D/	00:35	2-0	2	3.4286	0	0	0	0	2.2727
2- Hardy T/ 4- McKinney Jr. M/ 5- Givance S/ 13- Solomon C/ 32- Hamilton D/	00:31	1-2	-1	1.9355	0	0	0	0	2.2727
2- Hardy T/ 4- McKinney Jr. M/ 11- Lemus C/ 12- Sibley J/ 21- Onyema Z/	00:18	0-0	0	0.0000	0	0	0	0	0.0000
4- McKinney Jr. M/ 5- Givance S/ 12- Sibley J/ 13- Solomon C/ 23- Frazier III O/	00:01	0-0	0	0.0000	0	1	0	0	0.0000
2- Hardy T/ 5- Givance S/ 11- Lemus C/ 12- Sibley J/ 21- Onyema Z/	00:00	0-0	0	NaN	0	0	0	0	0.0000