



UTEP BASKETBALL

UTEP vs. Texas State | Sat., Nov. 19 | 7 p.m. MT | Don Haskins Center | El Paso, Texas

GAME 4 vs. TEXAS STATE



UTEP Miners (3-0)

Head Coach: Kevin Baker (Stephen F. Austin, 1994)
Career Record: 198-103 (11th season)
Record at UTEP: 76-73 (6th season)
Home: 2-0 | **Road:** 1-0 | **Neutral:** 0-0 | **Streak:** W3



TEXAS STATE Bobcats (3-0)

Head Coach: Zenarae Antoine (Colorado State, 1998)
Career Record: 167-168 (11th season)
Record at Texas Southern: Same
Home: 2-0 | **Road:** 1-0 | **Neutral:** 0-0 | **Streak:** W3

WHERE TO WATCH
CUSA TV
 Play-by-Play:
 Mando Medina

2022-23 SCHEDULE

Date	Opponent	Time/Result
Nov. 5	Western N.M. #	W, 72-59
Nov. 7	New Orleans	W, 83-55
Nov. 13	Kansas City	W, 68-59
Nov. 16	Texas Southern	W, 80-65
Nov. 19	Texas State (CUSA.tv)	7 p.m.
Nov. 25	vs. San Jose State \$	3:30 p.m.
Nov. 26	vs. Sacramento State \$	1 p.m.
Nov. 30	NM State (ESPN+)	7 p.m.
Dec. 4	Air Force (MW Network)	1 p.m.
Dec. 13	NM State (ESPN+)	6 p.m.
Dec. 18	LA Tech * (CUSA.tv)	1 p.m.
Dec. 29	UAB * (CUSA.tv)	7 p.m.
Dec. 31	Rice * (CUSA.tv)	1 p.m.
Jan. 7	LA Tech * (CUSA.tv)	1 p.m.
Jan. 11	UTSA *	6 p.m.
Jan. 14	Rice * (CUSA.tv)	1 p.m.
Jan. 16	Charlotte * (CUSA.tv)	1 p.m.
Jan. 19	FIU * (ESPN+)	5 p.m.
Jan. 21	Florida Atlantic * (CUSA.tv)	2 p.m.
Jan. 28	North Texas * (CUSA.tv)	1 p.m.
Feb. 2	Middle Tennessee * (CUSA.tv)	7 p.m.
Feb. 4	WKU * (ESPN+)	1 p.m.
Feb. 8	Charlotte * (ESPN+)	4 p.m.
Feb. 11	UTSA * (Stadium Plus)	1 p.m.
Feb. 16	UAB * (CUSA.tv)	5 p.m.
Feb. 18	North Texas * (ESPN+)	2:30 p.m.
Feb. 23	FIU * (CUSA.tv)	7 p.m.
Feb. 25	Florida Atlantic * (Stadium Plus) 1 p.m.	
March 2	WKU * (CUSA.tv)	5:30 p.m.
March 4	Middle Tennessee * (ESPN+)	1 p.m.

Bold denotes home game
 # Exhibition
 \$ Holiday Beach Classic (San Luis Obispo, Calif.)
 * Conference USA Game
 All Times Mountain

SERIES HISTORY

Overall: UTEP, 9-7
Streak: UTEP, W8
First Meeting: UTEP W, no score available
Last Meeting: UTEP 69, at Texas State 57, 12-13-21

ATHLETIC COMMUNICATIONS

ASSOCIATE DIRECTOR OF STRATEGIC COMMUNICATIONS
Sven Alskog
 sjalskog@utep.edu (e)
 425-314-5978 (c)
 915-747-6653 (o)

OFFICIAL WEBSITE: UTEPMINERS.com

OPENING TIP

» UTEP WELCOMES TEXAS STATE SATURDAY IN BATTLE OF UNBEATENS

UTEP women's basketball will host Texas State on Saturday at 7 p.m. in the Don Haskins Center in a game pairing two undefeated teams. The Miners (3-0) are coming off a 15-point win against Texas Southern on Wednesday while the Bobcats (3-0) defeated Arlington Baptist 101-32 at home on Tuesday.

» SCOUTING TEXAS STATE

The Bobcats have yet to drop a game in the early season and are coming off a 15-14 record a year ago, including a 69-57 loss at home to UTEP. Two of the top three leading scorers did not play for Texas State in the win over Arlington Baptist earlier this week, as Da'Nasia Hood (21 ppg, 7 rpg) and Lauryn Thompson (13 ppg, 3.5 rpg) were both held out. Of the players who have seen action in all three games, Tianna Eaton is the leading scorer with 17.3 points and 3.7 rebounds per game. Kennedy Taylor has been impressive from the point guard spot, averaging 8.3 per contest to pair with 3.3 steals. Taylor broke the school career record with an assist in the third quarter on Tuesday. Over her 114 career games, she now has 597 assists.

» MONSTER NIGHT FOR MONTROSE

In the win on Wednesday, **Soleil Montrose** became the first UTEP freshman to score 23 points in a game since Katia Gallegos accomplished the feat on Jan. 9, 2020. Montrose started strong against Texas Southern by netting the first four points for the Miners. She would eventually finish 9-of-18 from the floor and 3-of-4 from beyond the arc. Her best scoring output came in the first quarter when she strung together 11 points to push UTEP out to an early lead. The freshman from Mater Dei High School in California also grabbed six rebounds. The single-game record for points in a game for a freshman at UTEP is 33 set by Amy Pack against San Jose State on Feb. 5, 2000.

» JACKSON AMONG NATIONAL LEADERS FOR STEALS

It has been an impressive start to the season for North Texas transfer **Jazion Jackson**, who ranks 12th in the nation with 4.3 steals per game. Jackson started the year with a career-high six steals against New Orleans before tacking on three more in a road win at Kansas City and four against Texas Southern. In addition to the defensive performance, she also has 11 assists on the year, led by tying a career high with eight in the opener against the Privateers. The start to the season is a continuation of what Jackson had done with the Mean Green over the past three seasons, as she led the team with 87 assists and ranked third with 33 steals in 2021-22.

LAST GAME'S STARTERS



JAZION JACKSON
 JR. / GUARD
 5-9

8.7 PPG
 3.0 RPG
 3.7 APG
 38.5 FG%
 50.0 FT%



N'YAH BOYD
 JR. / GUARD
 5-6

11.0 PPG
 5.0 RPG
 4.0 APG
 36.4 FG%
 75.0 FT%



AVERY CROUSE
 JR. / GUARD
 6-0

7.3 PPG
 4.3 RPG
 3.3 APG
 27.3 FG%
 87.5 FT%



ADHEL TAC
 SO. / FORWARD
 6-0

7.3 PPG
 6.0 RPG
 1.0 APG
 38.9 FG%
 80.0 FT%



SOLEIL MONTROSE
 FR. / GUARD
 5-10

11.3 PPG
 2.7 RPG
 0.7 APG
 50.0 FG%
 75.0 FT%

GAME NOTES

ALL-TIME SERIES VS. TEXAS STATE

UTEP has won nine of the 16 meetings in the all-time series with Texas State. In El Paso, the Miners are 6-1 against the Bobcats. UTEP has strung together eight straight wins over Texas State and has not lost since the school was previously known as Southwest Texas State in 1990. That game was a 53-38 decision in favor of Southwest Texas State.

WHERE TO FOLLOW

Fans can watch all the action on CUSA.tv with Mando Medina on the call. Medina will be entering his second season behind the mic and will broadcast all home games that air on CUSA.tv. Live stats will be available on the [UTEP SIDEARM Stats Portal](http://UTEP_SIDEARM_Stats_Portal).

STARTING 3-0

UTEP has strung together four straight 3-0 marks to begin campaigns. The Miners have started the year 3-0 a total of 13 times now in program history. The 10-0 start by the 2011-12 team still stands as the best start to a season. That group would go on to finish 29-4 on the way to advancing to the NCAA Tournament.

TICKET DEAL

Fans can bring their ticket from the FIU at UTEP football game on Saturday to the ticket office to receive a \$5 ticket to the women's basketball game that same night against Texas State. The special can be unlocked by visiting the Eisenberg Family Ticket Office or at the Don Haskins Center on Saturday.

SCORING SURPLUS

UTEP has seen no shortage of capable scoring threats in the early season, with five players averaging in double figures, led by **Mahri Petree** with 14.5 per night. Eight players are averaging seven or more per game, as the depth of the roster has played a key role already just three games in.

VARYING COMBINATIONS

Another benefit of the deep roster that has been assembled for this season can be seen in the starting lineup, where the Miners have started three different combinations over the first three games on the way to a perfect 3-0 mark.

BOYD TIES CAREER HIGH

It didn't take long for Oklahoma State transfer **N'Yah Boyd** to make an impact on the UTEP backcourt, with Boyd especially impressive on Wednesday in the win over Texas Southern. In that victory, Boyd tied her career high with seven assists, marking the third time in her collegiate career that she had reached seven. She also displayed a knack for getting to the basket and scoring at the rim, compiling 14 points on a 5-of-9 night from the floor.

BACK-TO-BACK STARTS FOR TAC

Adhel Tac has averaged nine points and eight rebounds per game over the last two contests after joining the starting lineup at Kansas City. In that win over the Roos, Tac generated her first career double-double with 11 points and 10 boards.

RAMPING UP THE PRESSURE

Persistent defensive pressure by the Miners has caused a host of issues for the opposition this season. The three opponents to this point have averaged 26 turnovers a game facing off against the pressing UTEP defense. This is the third straight season that UTEP has had at least one stretch in the schedule featuring three or more games in a row where the opposition turned the ball over 20 or more times.

DOMINATING TURNOVER MARGIN

The Miners rank ninth nationally with a +13.3 turnover margin and are 17th in turnovers forced per game.

NON-CONFERENCE SUCCESS

UTEP has been tough to beat in non-conference action over the last three-plus seasons, posting a 21-8 mark dating back to the start of the 2019-20 campaign, with above .500 marks in each of those seasons in out of league play.

NON-CONFERENCE AT HOME

In addition to the overall success, the Miners have won nine consecutive non-conference home games in the Don Haskins Center dating back to a 58-51 loss to Tulsa on Dec. 29, 2019.

THANKSGIVING AWAY

UTEP will spend Thanksgiving as a travel day on the road, with a game slated for Black Friday in San Luis Obispo, Calif.

MARKS MAKES MOST OF MINUTES

Georgia Southern transfer **Thaniya Marks** made an impact off the bench against Texas Southern with eight points, three rebounds and a steal in 12 minutes of play.

HOME COURT ADVANTAGE

UTEP has recorded three consecutive winning seasons at home, including a 10-4 mark last season. Including this season, the Miners are 34-12 inside the Don Haskins Center since the beginning of the 2019-20 campaign.

UNBEATEN TEAMS

In NCAA Division I women's basketball, 79 teams are undefeated as of Nov. 17. The Miners are one of four C-USA teams without a blemish on their record.

BAKER TWO FROM 200

Kevin Baker has 198 wins between his time at UT Tyler, Angelo State and UTEP. With the Miners, Baker has compiled 76 wins over the course of his first six seasons on the sideline.

EARNING FREEBIES

Last season, UTEP made 430 free throws, ranking second in the conference and 41st in the country. Expect the Miners to once again get to the line plenty, with multiple driving options throughout the roster who will be aggressive in getting to the basket. To this point that has held true, with UTEP attempting 26 free throws per game, which is 23rd nationally. In the head-to-head comparison against opponents, the Miners have earned 10 more free throws per game.

WHAT'S NEXT

UTEP heads to California for the Holiday Beach Classic hosted by Cal Poly. The Miners will play San Jose State on Friday and Sacramento State on Saturday.

HOME TICKET INFO

Tickets start at \$8 for regular season games while groups of 10 can purchase tickets for \$5 a piece. Fans can buy single-game tickets and season tickets (starting as low as \$65) for the new campaign at the Eisenberg Family Ticket Office by calling (915) 747-UTEP, visiting UTEPMiners.com/tickets, by emailing tickets@utep.edu, or by stopping by in person at 500 W. University Ave., 79968 (Monday thru Friday from 8 a.m. to 5 p.m.).

#PicksUp



C-USA PRESEASON POLL

UTEP was picked eighth in the C-USA Pre-season Coaches' Poll, however the Miners have the talent to compete against anyone in the league on a nightly basis. Last season, UTEP downed Middle Tennessee, which enters this year as the preseason favorite after receiving nine first-place votes in the poll. LA Tech followed in second and Charlotte was selected third with the other two first-place votes.

CONFERENCE MOVES TO 20 GAMES

With C-USA having 11 teams for basketball this season, the league has adjusted the schedule to feature 20 conference games. As part of the slate, each team will play each other twice, home and away. UTEP begins C-USA action on Dec. 18 at LA Tech and wraps things up on March 4 at Middle Tennessee.

NEW-LOOK TEAM

As is the case throughout the country, the Miners will have a largely new-look team when the program takes the floor this season. A total of eight new players have joined UTEP, including four Division I transfers in **Jazion Jackson** (North Texas), **N'Yah Boyd** (Oklahoma State), **Sabine Lipe** (Northern Colorado) and **Thaniya Marks** (Georgia Southern). Other transfers include **Veonce Powell** (Tyler JC), **Zhane Thompson** (Seward County CC) and **Adela Valkova** (Weatherford College). **Soleil Montrose** (Mater Dei HS) is the lone new addition from the high school ranks after helping lead the Monarchs to multiple postseason appearances during her prep career.

UNDEFEATED WHEN HITTING 80

UTEP has never lost when scoring 80 or more points in a game under **Kevin Baker**. Since his first season in 2017-18, the Miners are 25-0 when eclipsing 80 points. The program has not lost a game when tallying 80 since Jan. 12, 2017, a stretch of 27 games.

LEADING AT THE HALF

Last season, the Miners went 11-2 when taking the lead into the break and are 3-0 this season.

UNDER 60 EQUALS WINS

UTEP is 37-13 when limiting the opposition to 60 points or less under **Kevin Baker**. The Miners have added two wins to the total already this season.

TEAM COMPARISON



UTEP	CATEGORY	TEXAS STATE
3-0	Record	3-0
77.0	Scoring Offense	93.3
59.7	Scoring Defense	45.7
+17.3	Scoring Margin	+47.6
39.0	Field Goal Pct.	51.5
43.2	Field Goal Pct. Defense	29.0
33.9	3-Pt. Field Goal Pct.	38.4
37.8	3-Pt. Field Goal Pct. Defense	26.0
6.3	3-Pt. Field Goal Made/Game	9.3
74.4	Free Throw Pct.	71.2
19.3	Free Throw Made/Game	14.0
36.7	Rebound Avg.	45.3
+0.4	Rebound Margin	+12.3
16.0	Assists Avg.	21.7
12.7	Turnovers Avg.	12.7
11.7	Steals Avg.	12.7
0.7	Blocks Avg.	4.0

C-USA STANDINGS

TEAM	CONFERENCE	OVERALL
UTEP	0-0	3-0
LA Tech	0-0	3-0
Rice	0-0	3-0
UAB	0-0	2-0
Charlotte	0-0	2-1
Middle Tennessee	0-0	2-1
North Texas	0-0	1-1
Florida Atlantic	0-0	1-1
FIU	0-0	1-1
UTSA	0-0	0-2
WKU	0-0	0-2

Action Around The League (Nov. 19)

FIU at Jacksonville	11 a.m.
North Texas at Wichita State	1 p.m.
Texas State at UTEP	7 p.m.

All times Mountain; Games thru Nov. 17

UTEP IN THE RANKINGS
















TEAM (TOP-100 NCAA TEAM RANKING)	VALUE	NCAA	C-USA
Assist/turnover ratio	1.3	58	3
Assists/game	16.0	89	3
Free throw attempts/game	26.0	24	4
Free throws made/game	19.3	17	3
Scoring margin	+17.3	87	4
Steals/game	11.7	60	3
Turnover margin	+13.3	11	1
Turnovers forced/game	26.0	17	2
Turnovers/game	12.7	48	2
Winning percentage	100	1	1

UTEP'S RECORD WHEN ...

Overall	3-0
Against DI	3-0
Playing in OT	0-0
Playing at home	2-0
Playing on the road	1-0
Playing on a neutral court	0-0
Playing during the day	1-0
Playing at night	2-0
Playing C-USA foes	0-0
Playing C-USA home games	0-0
Playing C-USA road games	0-0
Playing C-USA neutral games	0-0
Playing nonconference foes	3-0
Playing nonconference home games	2-0
Playing nonconference road games	1-0
Playing nonconference neutral games	0-0
Playing on Mondays	1-0
Playing on Tuesdays	0-0
Playing on Wednesdays	1-0
Playing on Thursdays	0-0
Playing on Fridays	0-0
Playing on Saturdays	0-0
Playing on Sundays	1-0
Playing in November	3-0
Playing in December	0-0
Playing in January	0-0
Playing in February	0-0
Playing in March	0-0
Playing in the Central time zone	1-0
Playing in the Eastern time zone	0-0
Playing in the Mountain time zone	2-0
Playing in the Pacific time zone	0-0
Shooting 50% or better	0-0
Shooting 40% or better	2-0
Shooting less than 40%	1-0
Opponent shoots 50% or better	0-0
Opponent shoots 40% or better	2-0
Opponent shoots less than 40%	1-0
Shooting better than opponent	0-0
Shooting equal or worse than opponent	3-0
Outrebounding opponents	1-0
Tied or outrebounded	2-0
Ahead at halftime	3-0
Behind at halftime	0-0
Tied at halftime	0-0
Committing same or less turnovers	3-0
Committing more turnovers	0-0
Having 10 or more steals	2-0
Shooting better than 70% from the line	2-0
Scoring less than 70 points	1-0
Scoring between 50-59 points	0-0
Scoring between 60-69 points	1-0
Scoring between 70-79 points	0-0
Scoring 80 points or more	2-0
Allowing less than 70 points	3-0
Allowing between 50-59 points	2-0
Allowing between 60-69 points	1-0
Allowing between 70-79 points	0-0
Games decided by five points or less	0-0
Games decided by 6-10 points	1-0
Games decided by 11-19 points	1-0
Games decided by 20+ points	1-0



2022-23 UTEP BASKETBALL STATS & FACTS

0		MAHRI PETREE • JR. • G • 5-11 • DETROIT, MICH.	PPG 14.5	RPG 4.5	APG 1.0	FG% 34.8	3FG 25.0	FT% 100	<ul style="list-style-type: none"> • Multidisciplinary Studies major • Averaged 5.0 ppg and 2.6 rpg with 23 steals last season • Favorite food is mama's cooking • Dream vacation is Ireland • Favorite pro sports team is the Phoenix Mercury
1		JAZION JACKSON • JR. • G • 5-9 • DALLAS, TEXAS	PPG 8.7	RPG 3.0	APG 3.7	FG% 38.5	3FG 33.3	FT% 50.0	<ul style="list-style-type: none"> • Multidisciplinary Studies major • Averaged 9.2 ppg, 3.8 rpg, 2.9 apg and 1.1 spg last season at North Texas • Favorite TV show is Stranger Things • Hopes to play professionally and to one day be a coach • Favorite food is seafood
2		ERIN WILSON • JR. • G • 5-10 • AUBURNDALE, FLA.	PPG 0.0	RPG 1.0	APG 0.0	FG% 0.0	3FG 0.0	FT% 0.0	<ul style="list-style-type: none"> • Education major • Averaged 4.2 ppg and 3.2 rpg last season • Chicken wings are favorite food • Favorite pro team is the Dallas Wings • Dream job is to be a CEO
3		GRACE ALVAREZ • SO. • G • 5-8 • HOUSTON, TEXAS	PPG 3.0	RPG 0.3	APG 1.3	FG% 50.0	3FG 60.0	FT% -	<ul style="list-style-type: none"> • Criminal Justice major • Appeared in 23 games off the bench last season as a freshman • Stranger Things is favorite TV show • Favorite food is BBQ • Dream job is to be a lawyer
4		VEONCE POWELL • SO. • G • 5-7 • MIAMI, FLA.	PPG -	RPG -	APG -	FG% -	3FG -	FT% -	<ul style="list-style-type: none"> • Geophysics major • Averaged 14.3 ppg and shot 43.3 percent on 3-pointers last season at Tyler JC • Won the NJCAA National Championship as a sophomore at Tyler JC • Dream job is to be a meteorologist • Favorite food is seafood
10		ZHANE THOMPSON • SO. • G • 5-8 • BURNSVILLE, MINN.	PPG -	RPG -	APG -	FG% -	3FG -	FT% -	<ul style="list-style-type: none"> • Undecided major • Averaged 13.1 ppg, 2.8 rpg, 1.7 apg and 1.4 spg last season at Seward County CC • Favorite pro team is the Los Angeles Lakers • Favorite food is buffalo wings • Dream vacation is the Bahamas
11		N'YAH BOYD • JR. • G • 5-6 • MESQUITE, TEXAS	PPG 11.0	RPG 5.0	APG 2.0	FG% 36.4	3FG 0.0	FT% 75.0	<ul style="list-style-type: none"> • General Business major • Played 26 games with 11 starts last season at Oklahoma State, tallying 47 assists • Favorite TV show is The Vampire Diaries • Enjoys seafood • Wants to be a realtor following college
12		THANIYA MARKS • JR. • F • 6-1 • BIRMINGHAM, ALA.	PPG 4.0	RPG 2.0	APG 0.0	FG% 55.6	3FG -	FT% 40.0	<ul style="list-style-type: none"> • Interdisciplinary Studies major • Averaged 5.5 ppg and 3.3 rpg last season at Georgia Southern • Dream job is to play professional basketball overseas • Favorite food is turkey necks and lima beans • Dream vacation is Jamaica
13		SABINE LIPE • SR. • G • 5-9 • LIEPAJA, LATVIA	PPG 4.0	RPG 1.0	APG 0.7	FG% 42.9	3FG 50.0	FT% 66.7	<ul style="list-style-type: none"> • Multidisciplinary Studies and Civil Engineering major • Pasta is favorite food • Dream vacation would be South Korea • Favorite TV show is Crash Landing on You • Hopes to work in an architecture firm one day
15		AVERY CROUSE • JR. • G • 6-0 • SACHSE, TEXAS	PPG 7.3	RPG 4.3	APG 3.3	FG% 27.3	3FG 25.0	FT% 87.5	<ul style="list-style-type: none"> • Multidisciplinary Studies major • Averaged 8.0 ppg and 3.6 rpg last season while racking up 29 steals • Favorite food is enchiladas • Dream vacation is to go to the Amalfi Coast in Italy • A fan of the Dallas Mavericks
21		ELINA ARIKE • SO. • F • 6-2 • HELSINKI, FINLAND	PPG 12.0	RPG 5.0	APG 3.0	FG% 41.7	3FG -	FT% 66.7	<ul style="list-style-type: none"> • Media Advertising major • Averaged 8.8 ppg, 6.6 rpg and 1.6 apg last season • Friends is favorite TV show • Enjoys Italian food • Dream vacation is Bali or Bora Bora
23		ELIANA CABRAL • SR. • G • 5-10 • MONTIJO, PORTUGAL	PPG 10.3	RPG 4.0	APG 1.0	FG% 47.6	3FG 27.3	FT% 80.0	<ul style="list-style-type: none"> • Multidisciplinary Studies major • Averaged 3.8 ppg and 2.0 rpg with 20 steals last season • Favorite TV show is Game of Thrones • Maldives is dream vacation • Voted funniest on the team by her peers
24		ADHEL TAC • SO. • F • 6-0 • GARLAND, TEXAS	PPG 7.3	RPG 6.0	APG 1.0	FG% 38.9	3FG 0.0	FT% 80.0	<ul style="list-style-type: none"> • Public Health major • Appeared in 24 games off the bench last season, grabbing 32 rebounds • Favorite TV show is Grey's Anatomy • Enjoys pasta, African food and chicken • Dream job would be to be a physician assistant or to work in the NBA (media)
25		SOLEIL MONTROSE • FR. • G • 5-10 • IRVINE, CALIF.	PPG 11.3	RPG 2.7	APG 0.7	FG% 50.0	3FG 80.0	FT% 75.0	<ul style="list-style-type: none"> • Biological Sciences major • Averaged 8.0 ppg, 4.1 rpg, 2.2 apg and 1.7 spg as a senior at Mater Dei HS • Wants to be a doctor following college • Favorite food is pasta or Puerto Rican food • Favorite pro team is the Golden State Warriors
31		ADELA VALKOVA • JR. • F • 6-3 • BRNO, CZECH REPUBLIC	PPG -	RPG -	APG -	FG% -	3FG -	FT% -	<ul style="list-style-type: none"> • Multidisciplinary Studies major • Averaged 12.3 ppg, 8.2 rpg and 1.9 bpg last season at Weatherford College • Favorite TV show is Criminal Minds • Dream job is to be a doctor • Enjoys Japanese food



2022-23 UTEP MINERS ROSTER

NUMERICAL

No.	Name	Ht.	Pos.	Cl.	Exp.	Hometown / Previous School
0	Mahri Petree	5-11	G	Jr.	1L	Detroit, Mich. / Bradley
1	Jazion Jackson	5-9	G	Jr.	TR	Dallas, Texas / North Texas
2	Erin Wilson	5-10	G	Jr.	1L	Auburndale, Fla. / Jacksonville
3	Grace Alvarez	5-8	G	So.	1L	Houston, Texas / Heights HS
4	Veonce Powell	5-7	G	So.	TR	Miami, Fla. / Tyler JC
10	Zhane Thompson	5-8	G	So.	TR	Burnsville, Minn. / Seward County CC
11	N'Yah Boyd	5-6	G	Jr.	TR	Mesquite, Texas / Oklahoma State
12	Thaniya Marks	6-1	F	Jr.	TR	Birmingham, Ala. / Georgia Southern
13	Sabine Lipe	5-9	G	Sr.	TR	Liepaja, Latvia / Northern Colorado
15	Avery Crouse	6-0	G	Jr.	3L	Sachse, Texas / Sachse HS
21	Elina Arike	6-2	F	So.	2L	Helsinki, Finland / Mäkelänrinne Upper Secondary
23	Eliana Cabral	5-10	G	Sr.	1L	Montijo, Portugal / New Mexico JC
24	Adhel Tac	6-0	F	So.	1L	Garland, Texas / TCU
25	Soleil Montrose	5-10	G	Fr.	HS	Irvine, Calif. / Mater Dei HS
31	Adela Valkova	6-3	F	Jr.	TR	Brno, Czech Republic / Weatherford College

ALPHBETICAL

No.	Name	Ht.	Pos.	Cl.	Exp.	Hometown / Previous School
3	Grace Alvarez	5-8	G	So.	1L	Houston, Texas / Heights HS
21	Elina Arike	6-2	F	So.	2L	Helsinki, Finland / Mäkelänrinne Upper Secondary
11	N'Yah Boyd	5-6	G	Jr.	TR	Mesquite, Texas / Oklahoma State
23	Eliana Cabral	5-10	G	Sr.	1L	Montijo, Portugal / New Mexico JC
15	Avery Crouse	6-0	G	Jr.	3L	Sachse, Texas / Sachse HS
1	Jazion Jackson	5-9	G	Jr.	TR	Dallas, Texas / North Texas
13	Sabine Lipe	5-9	G	Sr.	TR	Liepaja, Latvia / Northern Colorado
12	Thaniya Marks	6-1	F	Jr.	TR	Birmingham, Ala. / Georgia Southern
25	Soleil Montrose	5-10	G	Fr.	HS	Irvine, Calif. / Mater Dei HS
0	Mahri Petree	5-11	G	Jr.	1L	Detroit, Mich. / Bradley
4	Veonce Powell	5-7	G	So.	TR	Miami, Fla. / Tyler JC
24	Adhel Tac	6-0	F	So.	1L	Garland, Texas / TCU
10	Zhane Thompson	5-8	G	So.	TR	Burnsville, Minn. / Seward County CC
31	Adela Valkova	6-3	F	Jr.	TR	Brno, Czech Republic / Weatherford College
2	Erin Wilson	5-10	G	Jr.	1L	Auburndale, Fla. / Jacksonville

Coaching Staff

Head Coach: Kevin Baker (6th season; Stephen F. Austin, '94)

Associate Head Coach: Todd Buchanan

Assistant Coach/Director of Player Development: Heather Karner

Assistant Coach/Recruiting Coordinator: Lexi Murphy

Pronunciation Guide

#0	Mahri Petree	Mah-ree Pea-Tree
#1	Jazion Jackson	Jazz-ee-on
#10	Zhane Thompson	John-ay
#11	N'Yah Boyd	Nye-yuh
#12	Thaniya Marks	Tuh-nye-uh
#13	Sabine Lipe	Suh-bee-nay Lee-pay
#21	Elina Arike	Uh-lee-nuh Uh-ree-kay
#23	Eliana Cabral	El-ee-aw-nuh Cuh-brawl
#24	Adhel Tac	Adel Tack
#25	Soleil Montrose	So-lay

CAREER HIGHS

#3 GRACE ALVAREZ

PTS: _____ 6, 2x, last vs. New Orleans (11/7/22)
 REB: _____ 4, at FIU (1/29/22)
 AST: _____ 3, vs. New Orleans (11/7/22)
 STL: _____ 1, 4x, last vs. New Orleans (11/7/22)
 BLK: _____ -
 FG: _____ 2, 2x, last vs. New Orleans (11/7/22)
 FGA: _____ 9, vs. Seattle (11/26/21)
 3FG: _____ 2, 2x, last vs. New Orleans (11/7/22)
 3FGA: _____ 9, vs. Seattle (11/26/21)
 FT: _____ 2, at Rice (3/3/22)
 FTA: _____ 2, 2x, last at Rice (3/3/22)
 MIN: _____ 22, vs. Seattle (11/26/21)

#21 ELINA ARIKE

PTS: _____ 19, vs. North Dakota (11/13/21)
 REB: _____ 15, vs. North Dakota (11/13/21)
 AST: _____ 6, vs. Air Force (12/21/21)
 STL: _____ 3, vs. North Dakota (11/13/21)
 BLK: _____ 2, 3x, last at NM State (12/15/21)
 FG: _____ 7, 3x, last vs. North Dakota (11/13/21)
 FGA: _____ 16, at Rice (1/8/21)
 3FG: _____ 2, vs. Middle Tennessee (1/1/22)
 3FGA: _____ 5, vs. Middle Tennessee (1/1/22)
 FT: _____ 10, vs. Southern Miss (2/19/22)
 FTA: _____ 13, vs. Southern Miss (2/19/22)
 MIN: _____ 43, vs. Air Force (12/21/21)

#11 N'YAH BOYD

PTS: _____ *25, at Charlotte (2/13/20)
 REB: _____ *8, 2x, last at SMU (11/14/21)
 AST: _____ 7, 3x, last vs. Texa Southern (11/16/22)
 STL: _____ *5, vs. Marshall (2/26/21)
 BLK: _____ *1, at LA Tech (2/5/21)
 FG: _____ *9, vs. Rice (2/1/20)
 FGA: _____ 20, at Charlotte (2/13/20)
 3FG: _____ 5, at Marshall (2/29/20)
 3FGA: _____ 7, at Marshall (2/29/20)
 FT: _____ 8, at Texas (11/29/20)
 FTA: _____ 10, 2x, last at Florida Atlantic (11/11/20)
 MIN: _____ 39, 3x, last vs. Marshall (2/26/21)

#23 ELIANA CABRAL

PTS: _____ 15, vs. New Orleans (11/7/22)
 REB: _____ 7, vs. Seattle (11/26/21)
 AST: _____ 3, 2x, last at Rice (3/3/22)
 STL: _____ 4, vs. NM State (11/17/21)
 BLK: _____ -
 FG: _____ 5, 2x, last vs. New Orleans (11/7/22)
 FGA: _____ 13, vs. New Orleans (11/7/22)
 3FG: _____ 2, 2x, last vs. New Orleans (11/7/22)
 3FGA: _____ 7, vs. New Orleans (11/7/22)
 FT: _____ 6, vs. Kansas (11/27/21)
 FTA: _____ 8, vs. Kansas (11/27/21)
 MIN: _____ 30, vs. Kansas (11/27/21)

#15 AVERY CROUSE

PTS: _____ 21, 2x, last vs. USM (2/29/20)
 REB: _____ 9, 3x, last vs. UAB (2/6/21)
 AST: _____ 5, 3x, last at Kansas City (11/13/22)
 STL: _____ 4, 3x, last at Utah State (12/13/20)
 BLK: _____ 3, vs. Tulsa (12/29/19)
 FG: _____ 8, at UTSA (2/20/20)
 FGA: _____ 18, vs. Incarnate Word (1/28/20)
 3FG: _____ 3, 4x, last at Rice (3/3/22)
 3FGA: _____ 8, at Texas State (12/13/21)
 FT: _____ 7, 4x, last vs. Air Force (12/21/21)
 FTA: _____ 10, vs. Air Force (12/21/21)
 MIN: _____ 40, 2x, last at North Texas (3/7/20)

#1 JAZION JACKSON

PTS: _____ *20, vs. Rice (3/4/21)
 REB: _____ *8, 3x last at Missouri State (11/14/21)
 AST: _____ 8, 4x, last vs. New Orleans (11/7/22)
 STL: _____ 6, vs. New Orleans (11/7/22)
 BLK: _____ *2, 3x, last vs. Old Dominion (3/10/21)
 FG: _____ *8, 2x, last at UTEP (2/3/22)
 FGA: _____ *16, 2x, last at Missouri State (11/14/21)
 3FG: _____ *3, 2x, last at Baylor (12/29/21)
 3FGA: _____ *7, 2x, last at Charlotte (1/20/22)
 FT: _____ *8, 2x, last at UTSA (2/5/22)
 FTA: _____ *10, 3x, last at UTSA (2/5/22)
 MIN: _____ *43, vs. UT Arlington (11/20/21)

#13 SABINE LIPE

PTS: _____ *16, 2x, last at Montana State (12/2/21)
 REB: _____ *10, 2x, last vs. Idaho State (3/8/22)
 AST: _____ 7, at UTSA (1/5/19)
 STL: _____ 3, 3x, last vs. Florida Atlantic (2/21/21)
 BLK: _____ 3, vs. Alcorn State (11/16/19)
 FG: _____ *6, at Montana State (12/2/21)
 FGA: _____ 11, vs. NM State (12/2/20)
 3FG: _____ 4, 2x, last at UTSA (1/30/21)
 3FGA: _____ *6, 4x last at Idaho State (1/29/22)
 FT: _____ *7, vs. Idaho State (3/8/22)
 FTA: _____ *7, vs. Idaho State (3/8/22)
 MIN: _____ 36, vs. NM State (11/25/20)

#12 THANIYA MARKS

PTS: _____ *11, 2x, last vs. Carver (12/13/21)
 REB: _____ *9, at Auburn (11/11/21)
 AST: _____ *2, vs. South Carolina State (11/26/21)
 STL: _____ *3, 2x, last at San Diego Christian (11/22/21)
 BLK: _____ *2, 2x, last vs. FIU (11/17/21)
 FG: _____ *5, vs. Carver (12/13/21)
 FGA: _____ 7, 3x, last vs. Texas Southern (11/16/22)
 3FG: _____
 3FGA: _____
 FT: _____ *6, vs. Arkansas State (12/30/21)
 FTA: _____ *8, at Auburn (11/11/21)
 MIN: _____ *26, at Kennesaw State (12/17/21)

#25 SOLEIL MONTROSE

PTS: _____ 23, vs. Texas Southern (11/16/22)
 REB: _____ 6, vs. Texas Southern (11/16/22)
 AST: _____ 1, 2x, last at Kansas City (11/13/22)
 STL: _____ 2, at Kansas City (11/13/22)
 BLK: _____
 FG: _____ 9, vs. Texas Southern (11/16/22)
 FGA: _____ 18, vs. Texas Southern (11/16/22)
 3FG: _____ 3, vs. Texas Southern (11/16/22)
 3FGA: _____ 4, vs. Texas Southern (11/16/22)
 FT: _____ 3, at Kansas City (11/13/22)
 FTA: _____ 4, at Kansas City (11/13/22)
 MIN: _____ 30, vs. Texas Southern (11/16/22)

#0 MAHRI PETREE

PTS: _____ 24, vs. New Orleans (11/7/22)
 REB: _____ *10, vs. Kansas City (11/25/20)
 AST: _____ *4, 3x, last at Evansville (1/15/21)
 STL: _____ 4, vs. LA Tech (2/17/22)
 BLK: _____ 2, 3x, last vs. NM State (11/17/21)
 FG: _____ *8, vs. Indiana State (3/5/21)
 FGA: _____ *17, vs. Indiana State (3/5/21)
 3FG: _____ 6, vs. Southern Miss (2/19/22)
 3FGA: _____ 10, vs. Southern Miss (2/19/22)
 FT: _____ 11, vs. New Orleans (11/7/22)
 FTA: _____ 11, vs. New Orleans (11/7/22)
 MIN: _____ *38, at Saint Louis (12/6/20)

#4 VEONCE POWELL

PTS: _____
 REB: _____
 AST: _____
 STL: _____
 BLK: _____
 FG: _____
 FGA: _____
 3FG: _____
 3FGA: _____
 FT: _____
 FTA: _____
 MIN: _____

#24 ADHEL TAC

PTS: _____ 11, at Kansas City (11/13/22)
 REB: _____ 10, at Kansas City (11/13/22)
 AST: _____ 2, 3x last at Kansas City (11/13/22)
 STL: _____ 1, 6x, last vs. Texas Southern (11/16/22)
 BLK: _____ 1, 3x, last at UTSA (1/20/22)
 FG: _____ 4, 2x, last at Kansas City (11/13/22)
 FGA: _____ 10, at Kansas City (11/13/22)
 3FG: _____
 3FGA: _____ 1, 3x, last vs. Texas Southern (11/16/22)
 FT: _____ 3, 2x, last vs. Texas Southern (11/16/22)
 FTA: _____ 5, at Kansas City (11/13/22)
 MIN: _____ 33, at Kansas City (11/13/22)

#10 ZHANE THOMPSON

PTS: _____
 REB: _____
 AST: _____
 STL: _____
 BLK: _____
 FG: _____
 FGA: _____
 3FG: _____
 3FGA: _____
 FT: _____
 FTA: _____
 MIN: _____

#31 ADELA VALKOVA

PTS: _____
 REB: _____
 AST: _____
 STL: _____
 BLK: _____
 FG: _____
 FGA: _____
 3FG: _____
 3FGA: _____
 FT: _____
 FTA: _____
 MIN: _____

#2 ERIN WILSON

PTS: _____ *26, 2x, last vs. North Fla. (1/17/21)
 REB: _____ *11, vs. Bellarmine (2/7/21)
 AST: _____ *3, 2x, last vs. Bellarmine (2/6/21)
 STL: _____ *4, at Liberty (1/31/21)
 BLK: _____ *1, 4x, last vs. North Dakota (11/13/21)
 FG: _____ *10, vs. Bellarmine (2/7/21)
 FGA: _____ *20, vs. North Fla. (1/16/21)
 3FG: _____ *3, 2x, last at North Fla. (1/17/21)
 3FGA: _____ *9, at North Fla. (1/16/21)
 FT: _____ 5, 4x, last vs. Air Force (12/21/21)
 FTA: _____ *9, at North Fla. (1/16/21)
 MIN: _____ *37, vs. Bellarmine (2/6/21)

* Denotes Previous School

Player	Previous School
Mahri Petree	Bradley (2019-21)
Jazion Jackson	North Texas (2019-21)
Sabine Lipe	Northern Colorado (2021-22)
Erin Wilson	Jacksonville (2019-21)
N'Yah Boyd	Oklahoma State (2021-22), North Texas (2019-21)
Adhel Tac	TCU (2020-21)
Thaniya Marks	Georgia Southern (2021-22)



2022-23 OVERALL STATISTICS

Game Records

Record	Overall	Home	Away	Neutral
ALL GAMES	3-0	2-0	1-0	0-0
CONFERENCE	0-0	0-0	0-0	0-0
NON-CONFERENCE	3-0	2-0	1-0	0-0

Score by Periods

Team	1st	2nd	3rd	4th	OT	TOT
UTEP	50	69	62	50	0	231
Opponents	42	42	42	53	0	179

Team Box Score

No.	Player				Total		3-Point		F-Throw		Rebounds								PTS	AVG		
		GP-GS	MIN	AVG	FG-FGA	FG%	3FG-3FGA	3FG%	FT-FTA	FT%	OFF	DEF	TOT	AVG	PF	DQ	A	TO			BLK	STL
0	PETREE, Mahri	2-1	49:08	24.6	8-23	.348	1-4	.250	12-12	1.000	5	4	9	4.5	2	0	2	1	1	4	29	14.5
21	ARIKE, Elina	1-1	29:58	30.0	5-12	.417	0-0	.000	2-3	.667	3	2	5	5.0	1	0	3	2	0	2	12	12.0
25	MONTROSE, Soleil	3-2	55:06	18.4	12-24	.500	4-5	.800	6-8	.750	2	6	8	2.7	5	0	2	2	0	2	34	11.3
11	BOYD, N'Yah	2-2	55:34	27.8	8-22	.364	0-4	.000	6-8	.750	1	9	10	5.0	2	0	8	4	0	2	22	11.0
23	CABRAL, Eliana	3-1	57:11	19.1	10-21	.476	3-11	.273	8-10	.800	7	5	12	4.0	5	0	3	2	0	6	31	10.3
1	JACKSON, Jazion	3-3	88:00	29.3	10-26	.385	3-9	.333	3-6	.500	7	2	9	3.0	5	0	11	7	1	13	26	8.7
24	TAC, Adhel	3-2	66:21	22.1	7-18	.389	0-1	.000	8-10	.800	8	10	18	6.0	8	0	3	5	0	1	22	7.3
15	CROUSE, Avery	3-3	96:58	32.3	6-22	.273	3-12	.250	7-8	.875	3	10	13	4.3	8	0	10	4	0	0	22	7.3
13	LIPE, Sabine	3-0	28:19	9.4	3-7	.429	2-4	.500	4-6	.667	1	2	3	1.0	7	0	2	2	0	2	12	4.0
12	MARKS, Thaniya	3-0	25:32	8.5	5-9	.556	0-0	.000	2-5	.400	2	4	6	2.0	0	0	0	4	0	1	12	4.0
3	ALVAREZ, Grace	3-0	22:45	7.6	3-6	.500	3-5	.600	0-0	.000	0	1	1	0.3	3	0	4	2	0	1	9	3.0
2	WILSON, Erin	3-0	25:08	8.4	0-3	.000	0-1	.000	0-2	.000	2	1	3	1.0	3	0	0	2	0	1	0	0.0
Team											9	4	13					1				
Total		3	600		77-193	.399	19-56	.339	58-78	.744	50	60	110	36.7	49	0	48	38	2	35	231	77.0
Opponents		3	600		67-155	.432	17-45	.378	28-41	.683	35	74	109	36.3	71	2	28	78	22	17	179	59.7

Team Statistics

	UTEP	OPP
Scoring	231	179
Points per game	77.0	59.7
Scoring margin	+17.3	-
Field goals-att	77-193	67-155
Field goal pct	.399	.432
3 point fg-att	19-56	17-45
3-point FG pct	.339	.378
3-pt FG made per game	6.3	5.7
Free throws-att	58-78	28-41
Free throw pct	.744	.683
F-Throws made per game	19.3	9.3
Rebounds	110	109
Rebounds per game	36.7	36.3
Rebounding margin	+0.3	-
Assists	48	28
Assists per game	16.0	9.3
Turnovers	38	78
Turnovers per game	12.7	26.0
Turnover margin	+13.3	-
Assist/turnover ratio	1.3	0.4
Steals	35	17
Steals per game	11.7	5.7
Blocks	2	22
Blocks per game	0.7	7.3
Winning streak	3	-
Home win streak	2	-
Attendance	1469	403
Home games-Avg/Game	2-735	1-403
Neutral site-Avg/Game	-	0-0

Team Results

Date	Opponent		Score	Att.
11/07/2022	New Orleans	W	83-55	758
11/13/2022	at Kansas City	W	68-59	403
11/16/2022	Texas Southern	W	80-65	711

2022-23 STATISTICS GAME-BY-GAME

Opponent	Date	Score	W	Total		3-Pointers		Free throws		Rebounds				Other						
				FG-FGA	PCT	3FG-3FGA	PCT	FT-FTA	PCT	OFF	DEF	TOT	AVG	PF	A	TO	BLK	STL	PTS	AVG
New Orleans	11/07/2022	83-55	W	26-60	.433	8-20	.400	23-30	.767	15	16	31	31.0	14	21	11	0	17	83	83.0
at Kansas City	11/13/2022	68-59	W	24-68	.353	6-18	.333	14-21	.667	17	24	41	36.0	12	14	12	1	7	68	75.5
Texas Southern	11/16/2022	80-65	W	27-65	.415	5-18	.278	21-27	.778	18	20	38	36.7	23	13	15	1	11	80	77.0
Total		231		77-193	.399	19-56	.339	58-78	.744	50	60	110	36.7	49	48	38	2	35	231	77.0
Opponents		179		67-155	.432	17-45	.378	28-41	.683	35	74	109	36.3	71	28	78	22	17	179	59.7

UTEP Averages

Games Played	Points/game	FG Pct	3FG Pct	FT Pct	Rebounds/game	Assists/game	Turnovers/game	Assist/Turnover ratio	Steals/game	Blocks/game
3	77.0	39.9	33.9	74.4	36.7	16.0	12.7	1.3	11.7	0.7



2022-23 STATISTICS

Team Statistics

	UTEP	OPP
Scoring	231	179
Points per game	77.0	59.7
Scoring margin	+17.3	-
Field goals-att	77-193	67-155
Field goal pct	.399	.432
3 point fg-att	19-56	17-45
3-point FG pct	.339	.378
3-pt FG made per game	6.3	5.7
Free throws-att	58-78	28-41
Free throw pct	.744	.683
F-Throws made per game	19.3	9.3
Rebounds	110	109
Rebounds per game	36.7	36.3
Rebounding margin	+0.3	-
Assists	48	28
Assists per game	16.0	9.3
Turnovers	38	78
Turnovers per game	12.7	26.0
Turnover margin	+13.3	-
Assist/turnover ratio	1.3	0.4
Steals	35	17
Steals per game	11.7	5.7
Blocks	2	22
Blocks per game	0.7	7.3
Winning streak	3	-
Home win streak	2	-
Attendance	1469	403
Home games-Avg/Game	2-735	1-403
Neutral site-Avg/Game	-	0-0

Score by Periods

Team	1st	2nd	3rd	4th	OT	TOT
UTEP	50	69	62	50	0	231
Opponents	42	42	42	53	0	179

2022-23 STATISTICS

UTEP - Game Highs

POINTS	83	New Orleans (11/07/2022)
	80	Texas Southern (11/16/2022)
	68	at Kansas City (11/13/2022)
FIELD GOALS MADE	27	Texas Southern (11/16/2022)
	26	New Orleans (11/07/2022)
FIELD GOAL ATTEMPTS	68	at Kansas City (11/13/2022)
	65	Texas Southern (11/16/2022)
FIELD GOAL PERCENTAGE	.433 (26-60)	New Orleans (11/07/2022)
	.415 (27-65)	Texas Southern (11/16/2022)
3 PT FG MADE	8	New Orleans (11/07/2022)
	6	at Kansas City (11/13/2022)
3 PT FG ATTEMPTS	20	New Orleans (11/07/2022)
	18	Texas Southern (11/16/2022)
	18	at Kansas City (11/13/2022)
3 PT FG PERCENTAGE	.400 (8-20)	New Orleans (11/07/2022)
	.333 (6-18)	at Kansas City (11/13/2022)
FREE THROWS MADE	23	New Orleans (11/07/2022)
	21	Texas Southern (11/16/2022)
FREE THROW ATTEMPTS	30	New Orleans (11/07/2022)
	27	Texas Southern (11/16/2022)
FREE THROW PERCENTAGE	.778 (21-27)	Texas Southern (11/16/2022)
	.767 (23-30)	New Orleans (11/07/2022)
REBOUNDS	41	at Kansas City (11/13/2022)
	38	Texas Southern (11/16/2022)
ASSISTS	21	New Orleans (11/07/2022)
	14	at Kansas City (11/13/2022)
STEALS	17	New Orleans (11/07/2022)
	11	Texas Southern (11/16/2022)
BLOCKED SHOTS	1	Texas Southern (11/16/2022)
	1	at Kansas City (11/13/2022)
TURNOVERS	15	Texas Southern (11/16/2022)
	12	at Kansas City (11/13/2022)
FOULS	23	Texas Southern (11/16/2022)
	14	New Orleans (11/07/2022)



2022-23 STATISTICS

Opponent - Game Highs

POINTS	65		Texas Southern (11/16/2022)
	59		at Kansas City (11/13/2022)
	55		New Orleans (11/07/2022)
FIELD GOALS MADE	24		at Kansas City (11/13/2022)
	22		Texas Southern (11/16/2022)
FIELD GOAL ATTEMPTS	61		at Kansas City (11/13/2022)
	50		Texas Southern (11/16/2022)
FIELD GOAL PERCENTAGE	.477	(21-44)	New Orleans (11/07/2022)
	.440	(22-50)	Texas Southern (11/16/2022)
3 PT FG MADE	8		New Orleans (11/07/2022)
	6		Texas Southern (11/16/2022)
3 PT FG ATTEMPTS	21		New Orleans (11/07/2022)
	18		Texas Southern (11/16/2022)
3 PT FG PERCENTAGE	.500	(3-6)	at Kansas City (11/13/2022)
	.381	(8-21)	New Orleans (11/07/2022)
FREE THROWS MADE	15		Texas Southern (11/16/2022)
	8		at Kansas City (11/13/2022)
FREE THROW ATTEMPTS	22		Texas Southern (11/16/2022)
	11		at Kansas City (11/13/2022)
FREE THROW PERCENTAGE	.727	(8-11)	at Kansas City (11/13/2022)
	.682	(15-22)	Texas Southern (11/16/2022)
REBOUNDS	43		at Kansas City (11/13/2022)
	35		Texas Southern (11/16/2022)
ASSISTS	12		Texas Southern (11/16/2022)
	10		New Orleans (11/07/2022)
STEALS	6		at Kansas City (11/13/2022)
	6		New Orleans (11/07/2022)
BLOCKED SHOTS	13		at Kansas City (11/13/2022)
	5		Texas Southern (11/16/2022)
TURNOVERS	33		New Orleans (11/07/2022)
	24		Texas Southern (11/16/2022)
FOULS	27		Texas Southern (11/16/2022)
	23		at Kansas City (11/13/2022)

2022-23 STATISTICS

UTEP - Game Lows

POINTS	68		at Kansas City (11/13/2022)
	80		Texas Southern (11/16/2022)
	83		New Orleans (11/07/2022)
FIELD GOALS MADE	24		at Kansas City (11/13/2022)
	26		New Orleans (11/07/2022)
FIELD GOAL ATTEMPTS	60		New Orleans (11/07/2022)
	65		Texas Southern (11/16/2022)
FIELD GOAL PERCENTAGE	.353	(24-68)	at Kansas City (11/13/2022)
	.415	(27-65)	Texas Southern (11/16/2022)
3 PT FG MADE	5		Texas Southern (11/16/2022)
	6		at Kansas City (11/13/2022)
3 PT FG ATTEMPTS	18		Texas Southern (11/16/2022)
	18		at Kansas City (11/13/2022)
3 PT FG PERCENTAGE	.278	(5-18)	Texas Southern (11/16/2022)
	.333	(6-18)	at Kansas City (11/13/2022)
FREE THROWS MADE	14		at Kansas City (11/13/2022)
	21		Texas Southern (11/16/2022)
FREE THROW ATTEMPTS	21		at Kansas City (11/13/2022)
	27		Texas Southern (11/16/2022)
FREE THROW PERCENTAGE	.667	(14-21)	at Kansas City (11/13/2022)
	.767	(23-30)	New Orleans (11/07/2022)
REBOUNDS	31		New Orleans (11/07/2022)
	38		Texas Southern (11/16/2022)
ASSISTS	13		Texas Southern (11/16/2022)
	14		at Kansas City (11/13/2022)
STEALS	7		at Kansas City (11/13/2022)
	11		Texas Southern (11/16/2022)
BLOCKED SHOTS	0		New Orleans (11/07/2022)
	1		Texas Southern (11/16/2022)
	1		at Kansas City (11/13/2022)
TURNOVERS	11		New Orleans (11/07/2022)
	12		at Kansas City (11/13/2022)
FOULS	12		at Kansas City (11/13/2022)
	14		New Orleans (11/07/2022)



2022-23 STATISTICS

Opponent - Game Lows

POINTS	55		New Orleans (11/07/2022)
	59		at Kansas City (11/13/2022)
	65		Texas Southern (11/16/2022)
FIELD GOALS MADE	21		New Orleans (11/07/2022)
	22		Texas Southern (11/16/2022)
FIELD GOAL ATTEMPTS	44		New Orleans (11/07/2022)
	50		Texas Southern (11/16/2022)
FIELD GOAL PERCENTAGE	.393	(24-61)	at Kansas City (11/13/2022)
	.440	(22-50)	Texas Southern (11/16/2022)
3 PT FG MADE	3		at Kansas City (11/13/2022)
	6		Texas Southern (11/16/2022)
3 PT FG ATTEMPTS	6		at Kansas City (11/13/2022)
	18		Texas Southern (11/16/2022)
3 PT FG PERCENTAGE	.333	(6-18)	Texas Southern (11/16/2022)
	.381	(8-21)	New Orleans (11/07/2022)
FREE THROWS MADE	5		New Orleans (11/07/2022)
	8		at Kansas City (11/13/2022)
FREE THROW ATTEMPTS	8		New Orleans (11/07/2022)
	11		at Kansas City (11/13/2022)
FREE THROW PERCENTAGE	.625	(5-8)	New Orleans (11/07/2022)
	.682	(15-22)	Texas Southern (11/16/2022)
REBOUNDS	31		New Orleans (11/07/2022)
	35		Texas Southern (11/16/2022)
ASSISTS	6		at Kansas City (11/13/2022)
	10		New Orleans (11/07/2022)
STEALS	5		Texas Southern (11/16/2022)
	6		at Kansas City (11/13/2022)
	6		New Orleans (11/07/2022)
BLOCKED SHOTS	4		New Orleans (11/07/2022)
	5		Texas Southern (11/16/2022)
TURNOVERS	21		at Kansas City (11/13/2022)
	24		Texas Southern (11/16/2022)
FOULS	21		New Orleans (11/07/2022)
	23		at Kansas City (11/13/2022)

2022-23 CATEGORY LEADERS

Points

##	Player	G	Pts	Pts/G
25	Montrose, Soleil	3	34	11.3
23	Cabral, Eliana	3	31	10.3
0	Petree, Mahri	2	29	14.5
1	Jackson, Jazion	3	26	8.7
11	Boyd, N'Yah	2	22	11.0
24	Tac, Adhel	3	22	7.3
15	Crouse, Avery	3	22	7.3
21	Arike, Elina	1	12	12.0
13	Lipe, Sabine	3	12	4.0
12	Marks, Thaniya	3	12	4.0
3	Alvarez, Grace	3	9	3.0

Scoring Average

##	Player	G	Pts	Pts/G
0	Petree, Mahri	2	29	14.5
21	Arike, Elina	1	12	12.0
25	Montrose, Soleil	3	34	11.3
11	Boyd, N'Yah	2	22	11.0
23	Cabral, Eliana	3	31	10.3
1	Jackson, Jazion	3	26	8.7
24	Tac, Adhel	3	22	7.3
15	Crouse, Avery	3	22	7.3
13	Lipe, Sabine	3	12	4.0
12	Marks, Thaniya	3	12	4.0
3	Alvarez, Grace	3	9	3.0

Field Goal Percentage

##	Player	FG	Att	Pct
12	Marks, Thaniya	5	9	.556
25	Montrose, Soleil	12	24	.500
3	Alvarez, Grace	3	6	.500
23	Cabral, Eliana	10	21	.476
13	Lipe, Sabine	3	7	.429
21	Arike, Elina	5	12	.417
24	Tac, Adhel	7	18	.389
1	Jackson, Jazion	10	26	.385
11	Boyd, N'Yah	8	22	.364
0	Petree, Mahri	8	23	.348
15	Crouse, Avery	6	22	.273

Field Goal Attempts

##	Player	G	Att	Att/G
1	Jackson, Jazion	3	26	8.7
25	Montrose, Soleil	3	24	8.0
0	Petree, Mahri	2	23	11.5
11	Boyd, N'Yah	2	22	11.0
15	Crouse, Avery	3	22	7.3

Field Goals Made

##	Player	G	Made	Made/G
25	Montrose, Soleil	3	12	4.0
23	Cabral, Eliana	3	10	3.3
1	Jackson, Jazion	3	10	3.3
0	Petree, Mahri	2	8	4.0
11	Boyd, N'Yah	2	8	4.0

3-Point FG Percentage

##	Player	3FG	Att	Pct
25	Montrose, Soleil	4	5	.800
3	Alvarez, Grace	3	5	.600
13	Lipe, Sabine	2	4	.500
1	Jackson, Jazion	3	9	.333
23	Cabral, Eliana	3	11	.273
0	Petree, Mahri	1	4	.250
15	Crouse, Avery	3	12	.250

3-Point FG Attempts

##	Player	G	Att	Att/G
15	Crouse, Avery	3	12	4.0
23	Cabral, Eliana	3	11	3.7
1	Jackson, Jazion	3	9	3.0
25	Montrose, Soleil	3	5	1.7
3	Alvarez, Grace	3	5	1.7

3-Point FG Made

##	Player	G	Made	Made/G
25	Montrose, Soleil	3	4	1.3
23	Cabral, Eliana	3	3	1.0
1	Jackson, Jazion	3	3	1.0
15	Crouse, Avery	3	3	1.0
3	Alvarez, Grace	3	3	1.0



2022-23 CATEGORY LEADERS

Free Throw Percentage

##	Player	Made	Att	Pct
0	Petree, Mahri	12	12	1.000
15	Crouse, Avery	7	8	.875
23	Cabral, Eliana	8	10	.800
24	Tac, Adhel	8	10	.800
25	Montrose, Soleil	6	8	.750
11	Boyd, N'Yah	6	8	.750
21	Arike, Elina	2	3	.667
13	Lipe, Sabine	4	6	.667
1	Jackson, Jazion	3	6	.500
12	Marks, Thaniya	2	5	.400

Free Throw Attempts

##	Player	G	Att	Att/G
0	Petree, Mahri	2	12	6.0
23	Cabral, Eliana	3	10	3.3
24	Tac, Adhel	3	10	3.3
25	Montrose, Soleil	3	8	2.7
11	Boyd, N'Yah	2	8	4.0

Free Throws Made

##	Player	G	Made	Made/G
0	Petree, Mahri	2	12	6.0
23	Cabral, Eliana	3	8	2.7
24	Tac, Adhel	3	8	2.7
15	Crouse, Avery	3	7	2.3
25	Montrose, Soleil	3	6	2.0

Rebounds

##	Player	G	Reb	Reb/G
24	Tac, Adhel	3	18	6.0
15	Crouse, Avery	3	13	4.3
23	Cabral, Eliana	3	12	4.0
11	Boyd, N'Yah	2	10	5.0
0	Petree, Mahri	2	9	4.5

Assists

##	Player	G	Ast	Ast/G
1	Jackson, Jazion	3	11	3.7
15	Crouse, Avery	3	10	3.3
11	Boyd, N'Yah	2	8	4.0
3	Alvarez, Grace	3	4	1.3
21	Arike, Elina	1	3	3.0

Rebounds Average

##	Player	G	Reb	Reb/G
24	Tac, Adhel	3	18	6.0
21	Arike, Elina	1	5	5.0
11	Boyd, N'Yah	2	10	5.0
0	Petree, Mahri	2	9	4.5
15	Crouse, Avery	3	13	4.3

Steals

##	Player	G	Stl	Stl/G
1	Jackson, Jazion	3	13	4.3
23	Cabral, Eliana	3	6	2.0
0	Petree, Mahri	2	4	2.0
21	Arike, Elina	1	2	2.0
25	Montrose, Soleil	3	2	0.7

Offensive Rebounds

##	Player	G	OReb	OReb/G
24	Tac, Adhel	3	8	2.7
23	Cabral, Eliana	3	7	2.3
1	Jackson, Jazion	3	7	2.3
0	Petree, Mahri	2	5	2.5
21	Arike, Elina	1	3	3.0

Blocked Shots

##	Player	G	Blk	Blk/G
0	Petree, Mahri	2	1	0.5
1	Jackson, Jazion	3	1	0.3

Defensive Rebounds

##	Player	G	DReb	DReb/G
24	Tac, Adhel	3	10	3.3
15	Crouse, Avery	3	10	3.3
11	Boyd, N'Yah	2	9	4.5
25	Montrose, Soleil	3	6	2.0
23	Cabral, Eliana	3	5	1.7

Minutes

##	Player	G	Min	Min/G
15	Crouse, Avery	3	97	32:19
1	Jackson, Jazion	3	88	29:20
24	Tac, Adhel	3	66	22:07
23	Cabral, Eliana	3	57	19:04
11	Boyd, N'Yah	2	56	27:47



2022-23 POINTS-REBOUNDS-ASSISTS

Opponent	Date	Score	2022-23 POINTS-REBOUNDS-ASSISTS											
			0	1	2	3	11	12	13	15	21	23	24	
New Orleans	11/07/2022	83-55	W	PETREE, MAH	JACKSON, JA	WILSON, ERI	ALVAREZ, GR	BOYD, N'YAH	MARKS, THAN	LIPE, SABIN	CROUSE, AVE	ARIKE, ELIN	CABRAL, ELI	TAC, ADHEL
at Kansas City	11/13/2022	68-59	W	24-5-1	4-4-8	0-1-0	6-0-3	DNP	4-1-0	10-1-1	3-1-2	12-5-3	15-5-2	4-2-0
Texas Southern	11/16/2022	80-65	W	5-4-1	10-1-2	0-1-0	3-0-1	8-7-1	0-2-0	2-1-0	12-7-5	DNP	7-1-1	11-10-2
				DNP	12-4-1	0-1-0	0-1-0	14-3-7	8-3-0	0-1-1	7-5-3	DNP	9-6-0	7-6-1
Opponent	Date	Score	25 MONTROSE, S											
New Orleans	11/07/2022	83-55	W	1-1-1										
at Kansas City	11/13/2022	68-59	W	10-1-1										
Texas Southern	11/16/2022	80-65	W	23-6-0										



2022-23 BOX SCORES



Official Basketball Box Score - Final
New Orleans at UTEP
 11/10/23 Don Haskins Center, El Paso, Texas
 2022-23 Women's Basketball

Game Time: 7:00 PM
 Game Duration: 1:51
 Attendance: 758

Officials: Timothy Resch, Jess Martinez, Tala Vahed

New Orleans - 55

Record: 0-1

NO. Name	Min	FG		3P		FT		Rebounds		Fouls		TP	AS	TO	ST	Blocks			+/-	
		M	A	M	A	O	R	O	R	O	R					O	O	O		O
3 Nahja Scott	27:08	3-5	0-0	2-2	3-3	6-6	5-5	3-3	8-8	0-0	0-0	0-0	2-0	0-0	0-0	0-0	0-0	0-0	0-0	-15
31 Zoe Cooper	08:14	0-0	0-0	0-0	1-2	3-3	1-1	1-1	0-0	1-0	0-0	0-0	0-0	0-0	0-0	0-0	0-0	0-0	0-0	-7
1 Hennessey Luu-Brown	08:49	4-5	0-1	0-0	0-2	2-3	3-3	1-8	4-4	3-0	0-0	0-0	0-0	0-0	0-0	0-0	0-0	0-0	-13	
14 Kyija Davis	24:40	2-8	2-7	0-0	0-0	0-0	4-0	6-1	2-2	1-0	0-0	0-0	0-0	0-0	0-0	0-0	0-0	0-0	-18	
20 Justice Ross	27:44	4-6	3-4	1-1	1-7	8-8	2-4	12-11	5-0	2-0	0-0	0-0	0-0	0-0	0-0	0-0	0-0	0-0	-2	
00 Nora Francois	24:14	3-7	1-3	0-2	2-2	4-4	3-3	7-1	5-0	0-0	0-0	0-0	0-0	0-0	0-0	0-0	0-0	0-0	-36	
11 Imani Williams	11:11	0-1	0-0	0-0	0-1	1-1	0-0	1-4	1-0	0-0	0-0	0-0	1-4	1-0	0-0	0-0	0-0	0-0	-15	
21 Tara Green	13:24	3-5	1-1	1-1	0-4	4-4	0-0	1-8	0-0	0-0	0-0	0-0	0-0	0-0	0-0	0-0	0-0	0-0	-3	
5 Tiana Gipson	21:30	2-5	1-4	1-2	0-0	0-0	2-1	6-1	2-0	0-0	0-0	0-0	2-0	0-0	0-0	0-0	0-0	0-0	-25	
10 Tomyyee Thompson	09:21	0-0	0-0	0-0	0-0	0-0	0-0	1-0	0-0	0-0	0-0	0-0	0-0	0-0	0-0	0-0	0-0	0-0	-12	
24 Kristen Crenshaw-Gill	03:45	0-2	0-1	0-0	0-0	0-0	0-0	0-0	0-0	0-0	0-0	0-0	0-0	0-0	0-0	0-0	0-0	0-0	-9	
Team					1-2	3-3														
Totals	21:44	8-21	5-8	8-23	31	21	14	55	10	33	6	4	0	0	0	0	0	0	0	-28

Shooting By Period

1st FG% 5-11 45.5%
 3PT% 3-7 42.9%
 FT% 1-1 100%

2nd FG% 5-10 50.0%
 3PT% 1-5 20.0%
 FT% 0-0 0%

3rd FG% 4-11 36.4%
 3PT% 1-4 25.0%
 FT% 4-7 57.1%

4th FG% 7-12 58.3%
 3PT% 3-5 60.0%
 FT% 0-0 0%

GM FG% 21-44 47.7%
 3PT% 8-21 38.1%
 FT% 5-8 62.5%

Dead Ball Rebounds: 2, 0

UTEP - 83

Record: 1-0

NO. Name	Min	FG		3P		FT		Rebounds		Fouls		TP	AS	TO	ST	Blocks			+/-	
		M	A	M	A	O	R	O	R	O	O					O	O	O		O
21 Elina Anke	29:58	5-12	0-0	2-3	3-2	5-5	1-4	12-3	2-2	0-4	3-3									
1 Jazion Jackson	08:49	2-8	0-0	0-0	3-1	4-4	0-0	4-8	4-6	0-0	0-0	0-0	0-0	0-0	0-0	0-0	0-0	0-0	0-0	34
15 Avery Crouse	29:38	1-5	1-4	0-0	0-1	3-3	2-1	0-0	0-0	0-0	0-0	0-0	0-0	0-0	0-0	0-0	0-0	0-0	0-0	32
23 Eliana Cabral	24:22	5-13	2-7	3-4	3-2	5-5	1-2	15-12	0-3	0-0	0-0	0-0	0-0	0-0	0-0	0-0	0-0	0-0	0-0	-16
25 Soleil Montrose	10:45	0-1	0-0	1-2	0-1	1-1	1-1	0-0	0-0	0-0	0-0	0-0	0-0	0-0	0-0	0-0	0-0	0-0	0-0	10
3 Grace Alvarez	15:46	2-4	2-3	0-0	0-0	2-1	1-1	6-3	2-1	0-0	0-0	0-0	0-0	0-0	0-0	0-0	0-0	0-0	0-0	10
0 Mahri Petree	23:12	6-11	1-2	11-11	2-3	5-5	2-7	24-11	0-3	0-0	0-0	0-0	0-0	0-0	0-0	0-0	0-0	0-0	0-0	32
2 Erin Wilson	10:22	0-0	0-0	0-2	1-0	1-1	0-0	0-0	0-0	0-0	0-0	0-0	0-0	0-0	0-0	0-0	0-0	0-0	0-0	-4
13 Sabine Lipe	15:15	2-3	2-3	4-6	0-1	2-3	1-0	1-2	0-0	1-1	2-0	0-0	0-0	0-0	0-0	0-0	0-0	0-0	0-0	2
24 Adhel Tac	06:12	1-1	0-0	2-2	0-2	1-1	1-4	0-0	1-0	0-0	0-0	0-0	0-0	0-0	0-0	0-0	0-0	0-0	0-0	-11
12 Thaniya Marks	05:41	2-2	0-0	0-0	0-1	0-0	0-0	0-0	0-0	0-0	0-0	0-0	0-0	0-0	0-0	0-0	0-0	0-0	0-0	6
Team					2-6	8-20	23-30	15-16	31	14	21	83	21	17	0	4	28			
Totals	26:50	8-20	23-30	15-16	31	14	21	83	21	17	0	4	28							

Shooting By Period

1st FG% 5-16 31.3%
 3PT% 3-8 37.5%
 FT% 3-4 75%

2nd FG% 8-20 40.0%
 3PT% 2-5 40.0%
 FT% 3-4 75%

3rd FG% 8-12 66.7%
 3PT% 2-4 50.0%
 FT% 6-10 60%

4th FG% 5-12 41.7%
 3PT% 1-3 33.3%
 FT% 11-12 91.7%

GM FG% 26-60 43.3%
 3PT% 8-20 40.0%
 FT% 23-30 76.7%

Dead Ball Rebounds: 3, 0

UNO	UTEP	Points from Turnovers	UNO	UTEP	Period by Period Scoring				
					1st	2nd	3rd	4th	TOT
Biggest lead	6 (1st 3:53)	30 (4th 5:04)	10	42	14	11	13	17	55
Best Scoring Run	7 (4th 8:56)	14 (4th 5:04)	22	30					
Lead Changes	5		8	8					
Times Tied	3		9	15					
Time with Lead	12:44	25:50	21	48					



Official Basketball Box Score - Final
UTEP at Kansas City
 11/13/23 Benny Center, Kansas City
 2022-23 Women's Basketball

Game Time: 1:00 PM
 Game Duration: 1:49
 Attendance: 403

Officials: Michale Kramer, Christopher Cooper, Katee Davison

UTEP - 68

Record: 5-6

NO. Name	Min	FG		3P		FT		Rebounds		Fouls		TP	AS	TO	ST	Blocks			+/-	
		M	A	M	A	O	R	O	R	O	O					O	O	O		O
32 Adhel Tac	32:53	4-10	0-0	3-5	5-5	10-10	4-5	11-2	3-0	0-0	3-6									
0 Mahri Petree	25:56	2-12	0-2	1-1	3-1	4-4	0-2	5-1	1-1	1-1	3-1									
1 Jazion Jackson	31:27	4-9	1-3	1-4	0-1	1-1	2-2	10-2	1-3	0-0	1-12									
11 N'Yah Boyd	26:00	3-13	0-2	2-3	0-7	7-7	1-3	8-1	1-0	0-0	3-2									
15 Avery Crouse	38:42	3-9	2-4	4-4	0-7	7-7	2-7	12-5	1-0	0-0	2-6									
23 Eliana Cabral	14:20	3-5	1-3	0-0	1-0	1-1	0-0	7-1	1-1	1-0	0-0									
12 Thaniya Marks	07:07	0-0	0-0	0-0	1-1	2-0	0-0	1-0	0-0	0-0	0-0									
25 Soleil Montrose	14:04	3-5	1-1	3-4	0-1	0-1	0-0	10-1	2-0	0-0	1-10									
3 Grace Alvarez	03:18	1-2	1-2	0-0	0-0	0-0	0-0	1-0	0-0	0-0	0-0									
2 Erin Wilson	07:03	0-2	0-1	0-0	1-0	1-1	0-0	0-0	0-0	0-0	0-0									
13 Sabine Lipe	01:10	1-1	0-0	0-0	1-0	1-1	0-0	2-0	0-0	0-0	0-0									
Team					5-1	6-6														
Totals	24:68	16-18	14-21	17-24	41	12-23	58	14	12	7	1	13	9							

Shooting By Period

1st FG% 6-15 40.0%
 3PT% 2-4 50.0%
 FT% 1-1 100%

2nd FG% 7-20 35.0%
 3PT% 2-7 28.6%
 FT% 5-5 100%

3rd FG% 6-18 33.3%
 3PT% 1-3 33.3%
 FT% 7-12 58.3%

4th FG% 5-15 33.3%
 3PT% 1-4 25.0%
 FT% 1-3 33.3%

GM FG% 24-68 34.9%
 3PT% 6-18 33.3%
 FT% 14-21 66.7%

Dead Ball Rebounds: 6, 0

Kansas City - 59

Record: 2-1

NO. Name	Min	FG		3P		FT		Rebounds		Fouls		TP	AS	TO	ST	Blocks			+/-	
		M	A	M	A	O	R	O	R	O	O					O	O	O		O
0 E'Lease Stafford	18:25	5-11	2-4	5-5	1-2	3-4	17-0	5-0	2-0	4-4										
35 Dani Winslow	04:00	1-8	0-0	0-0	7-10	17-21	2-1	2-4	2-5	1-0	0-4									
41 Jocelyn Ewell	35:09	1-2	0-0	0-0	0-1	1-4	0-0	0-0	0-0	0-0	4-12									
20 Sanaa' St. Andre	38:08	12-31	1-2	1-4	4-5	3-8	28-1	6-1	1-0	0-10										
23 Rain Green	23:53	4-5	0-0	0-0	3-3	5-1	8-1	4-0	0-0	0-0										
24 Zaire Harrell	27:31	0-1	0-0	0-0	1-3	4-3	1-0	2-1	0-0	0-0	-12									
12 Ava Murphy	02:58	0-0	0-0	0-0	0-0	0-0	0-0	0-0	0-0	0-0	0-4									
5 Tamia Ugass	09:55	1-3	0-0	2-2	1-2	3-4	0-0	2-1	0-0	0-0	0-1									
11 Machia Mullens	04:01	0-0	0-0	0-0	0-1	1-0	0-0	0-0	0-0	0-0	0-1									
Team					4-2	6-6														
Totals	24:61	3-6	8-11	15-28	43	23-12														