



# UTEP MINERS FOOTBALL '22

UTEP at Rice | 5 p.m. MT | Thursday, Nov. 3 | Rice Stadium (47,000) | Houston, Texas

## GAME 10 AT RICE



### UTEP Miners (4-5, 2-3 Conference USA)

**Head Coach:** Dana Dimel (Kansas State, 1986)

**Career Record:** 46-77 (11th season)

**Record at UTEP:** 16-38 (5th season)

**Home:** 3-2 | **Road:** 1-3 | **Neutral:** 0-0 | **Streak:** L1



AT



### Rice Owls (4-4, 2-2 Conference USA)

**Head Coach:** Mike Bloomgren (Florida State, 1999)

**Career Record:** 15-35 (5th season)

**Record at Rice:** Same

**Home:** 3-2 | **Road:** 1-3 | **Neutral:** 0-0 | **Streak:** L1

### TUNE IN

#### TV: CBSSN

Carter Blackburn (Pxp)  
Tom Herman (Analyst)



#### RADIO: 600 ESPN

Jon Teicher (Pxp)  
Cole Freytag (Analyst)  
Mando Medina (Sideline)



### COACHING STAFF

**Dana Dimel**, Head Coach  
**Dave Warner**, Offensive Coord./QBs  
**Bradley Dale Peveto**, Defensive Coord./LBs  
**Aaron Price**, Special Teams Coord.  
**Matt Wallerstedt**, Assoc. HC/Defensive Line  
**Barrick Nealy**, Asst. HC/Running Backs  
**Dante Barnett**, Secondary/Safeties \*  
**Trevin Wade**, Cornerbacks  
**Scotty Ohara**, Pass Game Coord./WRs  
**Drew Liddle**, Tight Ends/Fullbacks \*  
**Mike Simmonds**, Offensive Line  
\* Indicates in the booth

### TABLE OF CONTENTS

|                          |       |
|--------------------------|-------|
| Media Information        | 2     |
| Rosters                  | 3-4   |
| Depth Chart              | 5     |
| Game Notes               | 6-9   |
| Head Coach Dana Dimel    | 10-11 |
| 2021 Statistics          | 12-18 |
| 2021 Start Chart         | 16    |
| Game-by-Game Stats       | 17    |
| Single-Game Career Highs | 20-21 |
| 2022 Game Recaps         | 22-24 |

### THE VENUE

**Stadium:** Rice Stadium  
**Capacity:** 47,000  
**Surface:** AstroTurf 3D60H Synthetic Turf

### ATHLETIC COMMUNICATIONS

#### Drew Bonney (Primary)

Assistant AD/Communications  
O: 915.747.7447  
C: 915.309.4478  
Email: arbonney@utep.edu

#### Mark Brunner (Secondary)

Associate Director/Communications  
Email: mbrunner@utep.edu

## MINERS AT A GLANCE

### UTEP TO PLAY AT RICE UNDER THE THURSDAY NIGHT LIGHTS ON CBS SPORTS

UTEP will play under the Thursday night lights for the first time in 10 seasons when it takes on Rice in Houston on Nov. 3. The Miners and Owls are set to kick off at 5 p.m. MT/6 CT in Rice Stadium. The contest will be nationally televised on CBS Sports Network.

#### » A BIT OF THURSDAY NIGHT HISTORY

UTEP is playing in its sixth Thursday night game since 2004 and is 1-4 in those games played.

#### » ANOTHER SCHOOL RECORD

**Gavin Baechle** has connected on a school record 17th consecutive field goal.

#### » TYRIN HAULS IN DOUBLE-DIGIT RECEPTIONS

**Tyrin Smith** hauled in a career-high 10 receptions for 117 yards and a TD against MT.

#### » C-USA LEADER

**Tyrin Smith** leads Conference USA with 803 yards receiving and ranks ninth nationally in receiving yards.

#### » LEADER OF THE SACK

**Jadrian Taylor** leads C-USA and is tied first nationally with 8.0 sacks.

#### » RETURN OF THE SACK

**Praise Amaewhule** recorded his first sack of the season against MT. He now has 16.5 in career

#### » CAREER HIGH FOR CAL

**Cal Wallerstedt** tallied a career-high and team-high 14 tackles against MT.

#### » FUMBLEROOSKI

UTEP's defense ranks tied fourth nationally and leads Conference USA with 10 fumble recoveries.

## SERIES BREAKDOWN

### SERIES INFORMATION

|                           |  |
|---------------------------|--|
| <b>Overall:</b>           | Rice leads 15-9                        |
| <b>El Paso:</b>           | tied 6-6                               |
| <b>Houston:</b>           | Rice leads 9-3                         |
| <b>Neutral:</b>           | n/a                                    |
| <b>Postseason:</b>        | n/a                                    |
| <b>Most UTEP Points:</b>  | 48 (Rice, 56-48, 2007)                 |
| <b>Most Rice Points:</b>  | 56 (Rice, 56-48, 2007)                 |
| <b>Most Combined PTS:</b> | 104 (Rice, 56-48, 2007)                |
| <b>Biggest UTEP Win:</b>  | 20 (44-24, 2010)                       |
| <b>Biggest Rice Win:</b>  | 38 (45-7, 2013)                        |
| <b>First Meeting:</b>     | Rice won 48-21 in El Paso (10.26.1996) |
| <b>Last Meeting:</b>      | UTEP won 38-28 in El Paso (11.20.2021) |
| <b>Streak:</b>            | UTEP, W1                               |

## C-USA STANDINGS

| TEAM             | C-USA      | OVERALL    |
|------------------|------------|------------|
| UTSA             | 4-0        | 6-2        |
| North Texas      | 4-1        | 5-4        |
| WKU              | 3-2        | 5-4        |
| Florida Atlantic | 3-2        | 4-5        |
| FIU              | 2-2        | 4-4        |
| Rice             | 2-2        | 4-4        |
| UAB              | 2-3        | 4-4        |
| <b>UTEP</b>      | <b>2-3</b> | <b>4-5</b> |
| Middle Tennessee | 1-3        | 4-4        |
| LA Tech          | 1-3        | 2-6        |
| Charlotte        | 1-4        | 2-7        |

## 2022 SCHEDULE & RESULTS



**NORTH TEXAS\***  
Aug. 27  
El Paso, Texas  
STADIUM  
L, 31-13



**OKLAHOMA**  
Sept. 3  
Norman, Okla.  
FOX  
L, 45-13



**NM STATE**  
Sept. 10  
El Paso, Texas  
ESPN+  
W, 20-13



**NEW MEXICO**  
Sept. 17  
Albuquerque, N.M.  
MW NETWORK  
L, 27-10



**BOISE STATE**  
Sept. 23  
El Paso, Texas  
CBSSN  
W, 27-10



**CHARLOTTE\***  
Oct. 1  
Charlotte, N.C.  
ESPN3  
W, 41-35



**LA TECH\***  
Oct. 8  
Ruston, La.  
ESPN+  
L, 41-31



**FAU\***  
Oct. 22  
El Paso, Texas  
ESPN+  
W, 24-21



**MIDDLE TENNESSEE\***  
Oct. 29  
El Paso, Texas  
ESPN+  
L, 24-13



**@ RICE \***  
Nov. 3  
Houston, Texas  
CBSSN  
5:00 PM MT



**FIU\***  
Nov. 19  
El Paso, Texas  
ESPN+  
2:00 PM MT



**@ UTSA\***  
Nov. 26  
San Antonio, Texas  
STADIUM  
1:30 PM MT

# UTEP FOOTBALL WEEKLY SCHEDULE

|   |  |  |  |  |  |  |
|---|--|--|--|--|--|--|
| <p><b>31</b><br/>MON</p> <p><b>Practice (Glory Field)</b><br/>9:15-11:00 a.m.<br/>(Only players available at the LKD following practice)</p> <p><b>Coach Dimel Press Conference</b><br/>2:30 p.m. MT<br/>Upstairs LKD</p> | <p><b>1</b><br/>TUES</p> <p><b>Practice (Glory Field)</b><br/>9-11 a.m.<br/>(Players &amp; coach available following practice)</p> | <p><b>2</b><br/>WED</p> <p>No Availability</p> | <p><b>3</b><br/>THURS</p> <p><b>GAME DAY</b><br/>UTEP at Rice<br/>5 PM MT<br/>Rice Stadium</p> <p><b>POSTGAME</b><br/>Coach Dimel and student-athletes will be available following the conclusion of the game.</p> | <p><b>4</b><br/>FRI</p> <p>No Availability</p> | <p><b>5</b><br/>SAT</p> <p>No Availability</p> | <p><b>6</b><br/>SUN</p> <p>No Availability</p> |
|---|--|--|--|--|--|--|

## MONDAY PRESS CONFERENCES

Head coach Dana Dimel will meet with the media at 2:30 p.m. MT every Monday prior to a game in the Hall of Champions at the Larry K. Durham Center. **Audio and a short transcription from the press conference will be emailed out to media on Monday afternoons.**

## PRACTICE COVERAGE

In addition to Monday's press conference, UTEP student-athletes and coaches are available for interviews following practice on Tuesday, Wednesday and Thursday of game week. All interview requests must be directed to the UTEP Athletic Communications Office at least 24 hours in advance. **Please send all requests via email to [arbonney@utep.edu](mailto:arbonney@utep.edu).**

## COACH/PLAYER AVAILABILITY

Members of the UTEP coaching staff are available during the designated days and times throughout the year. Select players are also available during the designated days and times.

## SOCIAL MEDIA

UTEP fans can access the most in-depth information regarding all the University's programs through social media opportunities available online.

**Twitter** - Members of the UTEP Athletic Communications department will be tweeting throughout the year with the latest news and in-game score updates. To follow them, simply find them on Twitter.

**@UTEPFB** - Direct reports from football practices, games and more.

## MEDIA INFORMATION

### COLLEGEPRESSBOX.COM

Collegepressbox is the official media website for Division I football. Access and download game notes, quotes, statistics, media guides, headshots, logos and more for all FBS schools, conferences, postseason games, awards and the College Football Playoff. For access, please register for an account at [collegepressbox.com/register](http://collegepressbox.com/register).

### DAILY MEDIA AVAILABILITY

The following is a general weekly schedule of media availability for the UTEP football team. Members of the media are expected to adhere to these policies at all times. All interview requests should be made to UTEP Assistant Athletic Director/Communications Drew Bonney at least 24 hours in advance. All media availability times are subject to change. Please contact Drew Bonney for any changes in the schedule.

**Monday:** UTEP's weekly press conference starts with statements from head coach Dana Dimel beginning at approximately 2:30 p.m. MT every Monday prior to a game.

**Monday-Wednesday:** Practice will be held from 9-11 a.m. Coaches and players are available following the conclusion of practice.

**Saturday and Sunday:** No availability.

**Friday:** Postgame availability only. Head coach Dana Dimel and select student-athletes will be available for interviews following the conclusion of the game. The UTEP locker room, home or away, is **CLOSED** to the media at all times.

For games in El Paso, all UTEP postgame press conferences will be held after each game following a 10-minute cooling off period. No in-person interviews will be allowed on the field with players and/or coaches immediately following games. Coach Dimel and select players will be available in the press conference following games.

### CONFERENCE USA FOOTBALL COACHES' TRANSCRIPTS

Conference USA schools will submit transcripts of weekly press conferences each week to [CollegePressBox.com](http://CollegePressBox.com).

## INTERVIEW REQUESTS

All interview requests must be made at least 24 hours in advance and must be submitted to Drew Bonney at [arbonney@utep.edu](mailto:arbonney@utep.edu).

**#RiseUp915**

# NUMERICAL ROSTER



| NO. | NAME                 | POS.  | HT.  | WT. | CL.   | EXP. | HOMETOWN/PREVIOUS SCHOOL                   | NO. | NAME                 | POS.  | HT.  | WT. | CL.   | EXP. | HOMETOWN/PREVIOUS SCHOOL                       |
|-----|----------------------|-------|------|-----|-------|------|--|-----|----------------------|-------|------|-----|-------|------|--|
| 0   | Jeremiah Ballard     | WR    | 6-3  | 205 | R-Fr. | RS   | Houston, Texas/Dobie HS                    | 31  | James Tupou          | FB    | 5-10 | 230 | Sr.   | 4L   | Allen, Texas/ Allen HS                         |
| 0   | Maurice Westmoreland | DE    | 6-2  | 235 | So.   | TR   | Houston, Texas/Kilgore College             | 32  | Ilijah Johnson       | CB    | 5-11 | 170 | R-Fr. | RS   | Maricopa, Ariz./Maricopa HS                    |
| 1   | Tyrin Smith          | WR    | 5-7  | 170 | So.   | 1L   | Cibolo, Texas/Cisco College                | 33  | Deion Hankins        | RB    | 6-0  | 226 | R-So. | 2L   | El Paso, Texas/Parkland HS                     |
| 1   | Tyson Wilson         | S     | 5-10 | 180 | R-Jr. | 2L   | McKinney, Texas/McKinney HS                | 33  | Dresden Mclver-Brown | DT    | 6-0  | 259 | R-Fr. | RS   | San Antonio, Texas/Veterans Memorial HS        |
| 2   | Gavin Hardison       | QB    | 6-3  | 215 | R-Jr. | 2L   | Hobbs, N.M./NMMI                           | 34  | Kiante Liggins       | LB    | 6-0  | 236 | R-Fr. | RS   | El Paso, Texas/Address HS                      |
| 2   | Kobe Hylton          | DB    | 6-0  | 205 | So.   | TR   | Snellville, Ga./Louisiana                  | 35  | Zachary Essih        | FB/LB | 5-8  | 213 | Fr.   | HS   | Arlington, Texas/Mansfield Timberview HS       |
| 3   | Reynaldo Flores      | RB/WR | 6-0  | 205 | R-Sr. | 4L   | El Paso, Texas/Ysleta HS                   | 35  | Brady Wolfe          | S     | 6-0  | 196 | R-Fr. | RS   | Wolfforth, Texas/Frenship HS                   |
| 3   | Tyreke James         | S     | 5-11 | 199 | R-Sr. | 2L   | Richmond, Calif./Contra Costa College      | 36  | Buzz Flabiano        | K/P   | 6-0  | 175 | Fr.   | HS   | Plano East, Texas/Plano East HS                |
| 4   | Kelly Akharaiyi      | WR    | 6-1  | 195 | R-So. | TR   | Irving, Texas/Tyler JC                     | 37  | Angelo Tejada        | LS    | 5-11 | 222 | So.   | 2L   | Converse, Texas/Judson HS                      |
| 4   | Jerome Wilson Jr.    | LB    | 6-2  | 229 | R-Fr. | 1L   | Etiwanda, Calif./Etiwanda HS               | 38  | Verenzo Holmes       | S     | 5-10 | 185 | Sr.   | 0L   | Grovetown, Ga./NW Mississippi CC               |
| 5   | Torrance Burgess Jr. | RB    | 5-6  | 175 | So.   | TR   | Pearland, Texas/Tyler JC                   | 39  | Josh Hancock         | LS    | 5-9  | 185 | R-Fr. | RS   | El Paso, Texas/Coastal Christian Homeschool    |
| 5   | James Neal           | LB    | 6-0  | 223 | Jr.   | 1L   | Paris, Texas/Tyler JC                      | 40  | Gavin Baechle        | K/P   | 6-1  | 170 | Sr.   | 4L   | McKinney, Texas/McKinney HS                    |
| 6   | Jake McNamara        | QB    | 5-11 | 189 | Fr.   | HS   | Franklin, Tenn./Page HS                    | 42  | Deylon Williams      | DE    | 6-2  | 251 | r-Sr. | 2L   | Smyrna, Tenn./Independence CC                  |
| 6   | Gary Theard          | LB    | 6-2  | 238 | Sr.   | 2L   | Upland, Calif./Chaffey College             | 42  | Michael Young        | FB    | 5-7  | 220 | R-So. | 0L   | Colleyville, Texas/Colleyville Heritage HS     |
| 7   | Calvin Brownholtz    | QB    | 6-2  | 202 | R-Jr. | 3L   | Carmichael, Calif./Jesus HS                | 43  | Julian Lopez         | TE    | 6-1  | 246 | R-So. | 0L   | El Paso, Texas/Chapin HS                       |
| 7   | Kelton Moss          | DT    | 6-1  | 294 | Sr.   | 2L   | Jonesboro, La./Kilgore College             | 43  | Osaiaisi Tauli       | LB    | 6-1  | 234 | R-Fr. | RS   | Mesa, Ariz./Mesa HS                            |
| 8   | Torey Richardson     | CB    | 6-0  | 183 | Jr.   | 1L   | Tomball, Texas/Blinn JC                    | 44  | Samuel Mikaele       | TE    | 6-2  | 225 | Fr.   | HS   | Santa Barbara, Calif./Bishop Garcia HS         |
| 8   | Emari White          | WR    | 6-0  | 185 | So.   | TR   | Antelope, Calif./Sierra College            | 44  | Elijah Robinson      | DE    | 6-0  | 230 | So.   | 2L   | Perris, Calif./Citrus Hill HS                  |
| 9   | Jostein Clarke       | WR    | 6-3  | 195 | R-So. | 0L   | Prosper, Texas/Tyler JC                    | 45  | Trent Thompson       | TE    | 6-1  | 248 | Sr.   | 4L   | Houston, Texas/Cypress Falls HS                |
| 9   | Latrez Shelton       | CB    | 6-1  | 192 | So.   | TR   | St. Louis, Mo./Iowa Western CC             | 46  | Connor Villalpando   | LS    | 5-11 | 192 | R-So. | 0L   | Roswell, N.M./Goddard HS                       |
| 10  | Tyrice Knight        | LB    | 6-2  | 235 | Sr.   | 2L   | Lakeland, Fla./Independence CC             | 48  | Blake Thompson       | DT    | 6-0  | 289 | R-Sr. | 2L   | Houston, Texas/Cypress Falls HS                |
| 10  | Kevin Hurley         | QB    | 6-3  | 233 | R-So. | 0L   | Walnut, Miss./NE Mississippi CC            | 49  | Mark Ramos           | K     | 5-8  | 194 | R-So. | 1L   | El Paso, Texas/Address HS                      |
| 11  | Cade McConnell       | QB    | 6-1  | 195 | So.   | TR   | Los Alamitos, Calif./Cerritos College      | 50  | Tavita Tafuna        | DT    | 6-1  | 277 | R-Jr. | 1L   | East Palo Alto, Calif./San Mateo JC            |
| 11  | Jadrian Taylor       | DE    | 6-1  | 246 | Sr.   | 2L   | Lufkin, Texas/Kilgore College              | 52  | Xavier Simmons       | LB    | 5-11 | 220 | Fr.   | HS   | Prince George, Md./Parkland HS                 |
| 12  | Josh Farr            | WR    | 6-0  | 189 | R-Jr. | 0L   | Carmichael, Calif./Sierra College          | 53  | Valentino Diaz       | DE    | 6-2  | 228 | Fr.   | HS   | Boca Raton, Fla./Boca Raton HS                 |
| 12  | Trejon Hugue         | S     | 6-0  | 181 | Jr.   | 1L   | Mansfield, Texas/Cisco College             | 54  | Steven Hubbard       | OL    | 6-3  | 314 | R-Jr. | 2L   | Aldine, Texas/Kilgore College                  |
| 13  | Dennis Barnes        | DB    | 5-11 | 170 | Sr.   | 2L   | Jefferson City, Mo./Fort Scott CC          | 54  | Keenan Stewart       | DT    | 6-1  | 294 | R-Jr. | 2L   | Cedar Rapids, Iowa/Iowa Western CC             |
| 13  | Joshua Sloan         | P     | 6-2  | 189 | So.   | 2L   | Melbourne, Australia/ProKick Australia     | 55  | Ivan Escobar         | DT    | 6-2  | 289 | So.   | TR   | El Paso, Texas/NM State                        |
| 14  | Amier Boyd-Matthews  | QB    | 6-1  | 180 | Fr.   | HS   | Tempe, Ariz./Mountain Pointe HS            | 57  | Roshawn Thomas       | DE    | 6-1  | 248 | R-Fr. | RS   | El Paso, Texas/Montwood HS                     |
| 14  | Zach Rodriguez       | CB    | 6-3  | 195 | Fr.   | HS   | El Paso, Texas/El Paso HS                  | 58  | Pedro Escobar        | LB    | 5-11 | 258 | R-Fr. | RS   | El Paso, Texas/Montwood HS                     |
| 15  | Bryton Thompson      | DE    | 6-1  | 246 | Jr.   | TR   | Harker Heights, Texas/Blinn College        | 59  | Otis Pitts           | OL    | 6-3  | 345 | R-So. | 0L   | Grand Prairie, Texas/Cisco College             |
| 16  | Tyler Williams       | S     | 6-0  | 195 | R-Fr. | RS   | Santa Maria, Calif./St. Joseph HS          | 60  | Joseph Immediato     | OL    | 6-4  | 338 | R-Fr. | RS   | El Paso, Texas/Eastwood HS                     |
| 17  | Mister Chavis        | RB/WR | 5-8  | 167 | R-Fr. | RS   | Maricopa, Ariz./Maricopa HS                | 62  | Jael Duran           | OL    | 6-2  | 275 | Fr.   | HS   | El Paso, Texas/El Paso HS                      |
| 17  | Breon Hayward        | LB    | 6-0  | 230 | R-Sr. | 2L   | Houston, Texas/Marshall                    | 63  | Jeremiah Byers       | OL    | 6-4  | 331 | R-So. | 2L   | Austin, Texas/L.C. Anderson HS                 |
| 18  | John Burriss III     | CB    | 6-0  | 176 | R-Fr. | RS   | Mesquite, Texas/Mesquite Horn HS           | 64  | Sedrick Luke         | OL    | 6-2  | 309 | Jr.   | TR   | North Highlands, Calif./American River College |
| 18  | Ryan Gonzales        | WR    | 5-8  | 169 | Fr.   | HS   | El Paso, Texas/Eastwood HS                 | 65  | Jagves Garnett       | OL    | 6-5  | 358 | R-Jr. | 1L   | Cedar Rapids, Iowa/Elsworth CC                 |
| 19  | Mike Malewitz        | WR    | 5-10 | 189 | R-Jr. | 1L   | Grand Rapids, Mich./Bowling Green          | 66  | Justin Mayers        | OL    | 6-3  | 309 | R-So. | 2L   | Frisco, Texas/Reedy HS                         |
| 19  | Deshawn Trotter      | CB    | 6-2  | 205 | Sr.   | 2L   | Henderson, Nev./Sacramento City College    | 67  | Robert Mervin        | OL    | 6-3  | 327 | R-Sr. | 2L   | Dumfries, Va./Hutchinson JC                    |
| 20  | TreVion Ballard      | CB    | 5-10 | 170 | Jr.   | 0L   | Los Alamitos, Calif./Cerritos College      | 68  | Zuri Henry           | OL    | 6-6  | 293 | Sr.   | 4L   | Wylie, Texas/Wylie HS                          |
| 20  | Jalen Joseph         | RB    | 5-8  | 209 | R-So. | 1L   | El Paso, Texas/Address HS                  | 71  | Tristin Tuialuuluu   | OL    | 6-0  | 296 | R-Jr. | 2L   | El Paso, Texas/Del Valle HS                    |
| 21  | Marcus Bellon        | WR    | 5-9  | 180 | So.   | TR   | Truckee, Calif./Santa Barbara CC           | 74  | Azizi Henry          | OL    | 6-4  | 297 | R-Fr. | RS   | Wylie, Texas/Wylie HS                          |
| 21  | Justin Prince        | S     | 5-10 | 193 | R-Sr. | 3L   | Inglewood, Calif./Long Beach City College  | 75  | Andrew Meyer         | OL    | 6-3  | 302 | R-Jr. | 3L   | San Marcos, Calif./San Marcos HS               |
| 22  | Josiah Allen         | CB    | 5-10 | 179 | So.   | TR   | Elk Grove, Calif./Sacramento City College  | 78  | Aluma Nkele          | OL    | 6-6  | 355 | So.   | TR   | Gardena, Calif./Long Beach City College        |
| 22  | Ronald Awatt         | RB    | 6-0  | 213 | R-Sr. | 3L   | Lubbock, Texas/Frenship HS                 | 79  | Elijah Klein         | OL    | 6-4  | 319 | R-Jr. | 3L   | Mt. Baldy, Calif./Upland HS                    |
| 23  | Praise Amaewhule     | DE    | 6-3  | 250 | R-Jr. | 3L   | Katy, Texas/Katy Taylor HS                 | 80  | Kyle McNamara        | WR    | 5-8  | 184 | So.   | TR   | Reno, Nev./WKU                                 |
| 23  | Penny Baker          | WR    | 5-9  | 170 | R-So. | 0L   | Austin, Texas/TCU                          | 82  | Jacob Trim           | TE    | 6-1  | 219 | R-So. | 1L   | Leander, Texas/Tom Glenn HS                    |
| 24  | McKel Broussard      | S     | 6-0  | 192 | R-So. | 2L   | Sherman Oaks, Calif./Notre Dame HS         | 84  | Luke Soto            | TE    | 6-4  | 258 | R-So. | 2L   | Tehachapi, Calif./Bakersfield College          |
| 24  | Jaylen Davis         | WR    | 5-8  | 167 | So.   | TR   | Bellaire, Texas/Houston                    | 85  | Rashad Beecham       | TE    | 6-1  | 241 | R-Jr. | 0L   | Cibolo, Texas/Allan Hancock College            |
| 25  | Joe Hagopian         | S     | 5-10 | 179 | Jr.   | 1L   | Sacramento, Calif./Sacramento City College | 86  | Lucas Flores         | WR    | 6-2  | 184 | R-Fr. | RS   | El Paso, Texas/Ysleta HS                       |
| 26  | Walter Dawn Jr.      | WR    | 5-7  | 178 | R-Sr. | 4L   | Mesquite, Texas/Poteet HS                  | 87  | Zach Fryar           | TE    | 6-1  | 240 | R-Jr. | 2L   | Venice, Fla./NMMI                              |
| 26  | Daryl Minor          | LB    | 6-0  | 223 | So.   | TR   | Corinth, Texas/Tyler JC                    | 88  | Luke Seib            | TE    | 6-4  | 222 | Fr.   | HS   | Blue Springs, Mo./Blue Springs South HS        |
| 27  | Davis Burns          | S     | 6-0  | 192 | R-Fr. | RS   | El Paso, Texas/Coronado HS                 | 89  | Juan Camacho Jr.     | TE    | 6-6  | 248 | R-Fr. | RS   | El Paso, Texas/Bowie HS                        |
| 28  | Darius Baptist       | S     | 6-0  | 186 | Sr.   | 1L   | Hutto, Texas/Hardin-Simmons                | 91  | Joshua Palu          | DT    | 6-2  | 290 | Jr.   | TR   | Lakewood, Calif./Cerritos College              |
| 28  | Cartraven Walker     | RB    | 5-6  | 175 | R-So. | 0L   | Mansfield, Texas/Cisco College             | 92  | Dante Granados       | DT    | 6-0  | 283 | R-Fr. | RS   | El Paso, Texas/Chapin HS                       |
| 29  | Atiq Muhammad        | CB    | 6-2  | 187 | Fr.   | HS   | Rockford, Ill./Guilford HS                 | 94  | Jalen Rudolph        | DT    | 6-0  | 266 | R-So. | 2L   | Baton Rouge, La./Junipero Serra HS             |
| 30  | Cal Wallerstedt      | LB    | 5-10 | 223 | R-Jr. | 1L   | Harrisburg, N.C./Hickory Ridge HS          | 98  | Logologo Va'a        | DT    | 6-3  | 292 | Fr.   | HS   | Santa Barbara, Calif./Bishop Garcia HS         |
| 31  | D'Angelo Bellamy     | DB    | 6-1  | 207 | Jr.   | TR   | Modesto, Calif./Modesto JC                 | 99  | Sione Tonga'uiaha    | DT    | 6-0  | 295 | So.   | 2L   | Tempe, Ariz./Tempe HS                          |

## COACHING STAFF

Dana Dimel – Head Coach (4th Season)  
 Dave Warner – Offensive Coordinator/QBs  
 Bradley Dale Peveto – Defensive Coordinator/LBs  
 Aaron Price – Special Teams Coordinator  
 Matt Wallerstedt – Associate Head Coach/Defensive Line/def. run coord.  
 Dante Barnett – Secondary/Safeties  
 Trevin Wade – Cornerbacks  
 Barrick Nealy – Running Backs  
 Scotty Ohara – Passing Game Coordinator/Wide Receivers  
 Drew Liddle – Tight Ends/Fullbacks  
 Mike Simmonds – Offensive Line  
 Tramaine Thompson – Quality Control  
 James Bain – Quality Control  
 Winston Dimel – Graduate Assistant (Offense)  
 Ryan Alexander – Graduate Assistant (Defense)  
 Seth Newsome – Graduate Assistant (Defense)  
 Nick Ast - Graduate Assistant (Offense)

## PRONUNCIATIONS

|                  |                |                    |                         |
|------------------|----------------|--------------------|-------------------------|
| Kelly AKHARAIYI  | Ah-CAR-ee      | Trejon HUGUE       | Hue-Gee                 |
| Praise AMAEWHULE | Ah-May-Who-lay | TYRICE Knight      | Tie-Reece               |
| Ronald AWATT     | A-watt         | Mike MALEWITZ      | Mal-uh-witts            |
| Gavin BAECHLE    | Beck-lee       | Aluma NKELE        | N-Kelly                 |
| TRE'VION Ballard | Treh-Vee-On    | TEVITA TAFUNA      | Tuh-VEE-tuh Tuh-Foo-nuh |
| JUSTEIN Clarke   | Joss-Teen      | Angelo TEJADA      | Tay-hah-duh             |
| Dante GRANADOS   | Gruh-nah-dose  | SIONE TONGA-UIHA   | See-on-ee Tonga-who-uh  |
| Joe HAGOPIAN     | Huh-GO-pee-an  | Tristin TUIALUULUU | Two-ah-lu-lu            |
| Deion HANKINS    | Hane-kins      | James TUPOU        | Two-poe                 |
| AZIZI Henry      | Ah-zee-zee     | Connor VILLALPANDO | Villa-pan-doe           |
| ZURI Henry       | Zur-ee         | DEYLON Williams    | DAY-lonn                |

# ALPHABETICAL ROSTER

| NO. | NAME                 | POS.  | HT.  | WT. | CL.   | EXP. | HOMETOWN/PREVIOUS SCHOOL                       |
|-----|----------------------|-------|------|-----|-------|------|--|
| 4   | Kelly Akharaiyi      | WR    | 6-1  | 195 | R-So. | TR   | Irving, Texas/Tyler JC                         |
| 22  | Josiah Allen         | CB    | 5-10 | 179 | So.   | TR   | Elk Grove, Calif./Sacramento City College      |
| 23  | Praise Amaewhule     | DE    | 6-3  | 250 | R-Jr. | 3L   | Katy, Texas/Katy Taylor HS                     |
| 22  | Ronald Awatt         | RB    | 6-0  | 213 | R-Sr. | 3L   | Lubbock, Texas/Frenship HS                     |
| 40  | Gavin Baechle        | K/P   | 6-1  | 170 | Sr.   | 4L   | McKinney, Texas/McKinney HS                    |
| 0   | Jeremiah Ballard     | WR    | 6-3  | 205 | R-Fr. | RS   | Houston, Texas/Dobie HS                        |
| 20  | TreVion Ballard      | CB    | 5-10 | 170 | Jr.   | 0L   | Los Alamitos, Calif./Cerritos College          |
| 28  | Darius Baptist       | S     | 6-0  | 186 | Sr.   | 1L   | Hutto, Texas/Hardin-Simmons                    |
| 23  | Penny Baker          | WR    | 5-9  | 170 | R-So. | 0L   | Austin, Texas/TCU                              |
| 13  | Dennis Barnes        | DB    | 5-11 | 170 | Sr.   | 2L   | Jefferson City, Mo./Fort Scott CC              |
| 85  | Rashad Beecham       | TE    | 6-1  | 241 | R-Jr. | 0L   | Cibola, Texas/Allan Hancock College            |
| 31  | D'Angelo Bellamy     | DB    | 6-1  | 207 | Jr.   | TR   | Modesto, Calif./Modesto JC                     |
| 21  | Marcus Bellon        | WR    | 5-9  | 180 | So.   | TR   | Truckee, Calif./Santa Barbara CC               |
| 14  | Amier Boyd-Matthews  | CB    | 6-1  | 180 | Fr.   | HS   | Tempe, Ariz./Mountian Pointe HS                |
| 24  | McKel Broussard      | S     | 6-0  | 192 | R-So. | 2L   | Sherman Oaks, Calif./Notre Dame HS             |
| 7   | Calvin Brownholtz    | QB    | 6-2  | 202 | R-Jr. | 3L   | Carmichael, Calif./Jesusit HS                  |
| 5   | Torrance Burgess Jr. | RB    | 5-6  | 175 | So.   | TR   | Pearland, Texas/Tyler JC                       |
| 27  | Davis Burns          | S     | 6-0  | 192 | R-Fr. | RS   | El Paso, Texas/Coronado HS                     |
| 18  | John Burriss III     | CB    | 6-0  | 176 | R-Fr. | RS   | Mesquite, Texas/Mesquite Horn HS               |
| 63  | Jeremiah Byers       | OL    | 6-4  | 331 | R-So. | 2L   | Austin, Texas/L.C. Anderson HS                 |
| 89  | Juan Camacho Jr.     | TE    | 6-6  | 248 | R-Fr. | RS   | El Paso, Texas/Bowie HS                        |
| 17  | Mister Chavis        | RB/WR | 5-8  | 167 | R-Fr. | RS   | Maricopa, Ariz./Maricopa HS                    |
| 9   | Jostein Clarke       | WR    | 6-3  | 195 | R-Fr. | 0L   | Prosper, Texas/Tyler JC                        |
| 24  | Jaylen Davis         | WR    | 5-8  | 167 | So.   | TR   | Bellaire, Texas/Houston                        |
| 26  | Walter Dawn Jr.      | WR    | 5-7  | 178 | R-Sr. | 4L   | Mesquite, Texas/Poteet HS                      |
| 53  | Valentino Diaz       | DE    | 6-2  | 228 | Fr.   | HS   | Boca Raton, Fla./Boca Raton HS                 |
| 62  | Jael Duran           | OL    | 6-2  | 275 | Fr.   | HS   | El Paso, Texas/El Paso HS                      |
| 55  | Ivan Escobar         | DT    | 6-2  | 289 | So.   | TR   | El Paso, Texas /NM State                       |
| 58  | Pedro Escobar        | LB    | 5-11 | 258 | R-Fr. | RS   | El Paso, Texas/Montwood HS                     |
| 35  | Zachary Essih        | FB/LB | 5-8  | 213 | Fr.   | HS   | Arlington, Texas /Mansfield Timberview HS      |
| 12  | Josh Farr            | WR    | 6-0  | 189 | R-Jr. | 0L   | Carmichael, Calif./Sierra College              |
| 36  | Buzz Flabiano        | K/P   | 6-0  | 175 | Fr.   | HS   | Plano East, Texas/Plano East HS                |
| 86  | Lucas Flores         | WR    | 6-2  | 184 | R-Fr. | RS   | El Paso, Texas/Ysleta HS                       |
| 3   | Reynaldo Flores      | RB/WR | 6-0  | 205 | R-Sr. | 4L   | El Paso, Texas/Ysleta HS                       |
| 87  | Zach Fryar           | TE    | 6-2  | 240 | R-Jr. | 2L   | Venice, Fla./NMMI                              |
| 65  | Jayves Garnett       | OL    | 6-5  | 358 | R-Jr. | 1L   | Cedar Rapids, Iowa/Ellsworth CC                |
| 18  | Ryan Gonzales        | WR    | 5-8  | 169 | Fr.   | HS   | El Paso, Texas/Eastwood HS                     |
| 92  | Dante Granados       | DT    | 6-0  | 283 | R-Fr. | RS   | El Paso, Texas/Chapin HS                       |
| 25  | Joe Hagopian         | S     | 5-10 | 179 | Jr.   | 1L   | Sacramento, Calif./Sacramento City College     |
| 39  | Josh Hancock         | LS    | 5-9  | 185 | R-Fr. | RS   | El Paso, Texas/Coastal Christian Homeschool    |
| 33  | Deion Hankins        | RB    | 6-0  | 226 | R-So. | 2L   | El Paso, Texas/Parkland HS                     |
| 2   | Gavin Hardison       | QB    | 6-3  | 215 | R-Jr. | 2L   | Hobbs, N.M./NMMI                               |
| 17  | Breon Hayward        | LB    | 6-0  | 230 | R-Sr. | 2L   | Houston, Texas/Marshall                        |
| 74  | Azizi Henry          | OL    | 6-4  | 297 | R-Fr. | RS   | Wylie, Texas/Wylie HS                          |
| 68  | Zuri Henry           | OL    | 6-6  | 293 | Sr.   | 4L   | Wylie, Texas/Wylie HS                          |
| 38  | Verenzo Holmes       | S     | 5-10 | 185 | Sr.   | 0L   | Grovetown, Ga./NW Mississippi CC               |
| 54  | Steven Hubbard       | OL    | 6-3  | 314 | R-Jr. | 2L   | Aldine, Texas/Kilgore College                  |
| 12  | Trejon Hugue         | S     | 6-0  | 181 | Jr.   | 1L   | Mansfield, Texas/Cisco College                 |
| 10  | Kevin Hurley         | QB    | 6-3  | 233 | R-So. | 0L   | Walnut, Miss./NE Mississippi CC                |
| 2   | Kobe Hylton          | DB    | 6-0  | 205 | So.   | TR   | Snellville, Ga./Louisiana                      |
| 60  | Joseph Immediato     | OL    | 6-4  | 338 | R-Fr. | RS   | El Paso, Texas/Eastwood HS                     |
| 3   | Tyreke James         | S     | 5-11 | 199 | R-Sr. | 2L   | Richmond, Calif./Contra Costa College          |
| 32  | Ilijah Johnson       | CB    | 5-11 | 170 | R-Fr. | RS   | Maricopa, Ariz./Maricopa HS                    |
| 20  | Jalen Joseph         | RB    | 5-8  | 209 | R-So. | 1L   | El Paso, Texas/Andress HS                      |
| 79  | Elijah Klein         | OL    | 6-4  | 319 | R-Jr. | 3L   | Mt. Baldy, Calif./Upland HS                    |
| 10  | Tyrice Knight        | LB    | 6-2  | 235 | Sr.   | 2L   | Lakeland, Fla./Independence CC                 |
| 34  | Kiante Liggins       | LB    | 6-0  | 236 | R-Fr. | RS   | El Paso, Texas/Andress HS                      |
| 43  | Julian Lopez         | TE    | 6-1  | 246 | R-So. | 0L   | El Paso, Texas/Chapin HS                       |
| 64  | Sedrick Luke         | OL    | 6-2  | 309 | Jr.   | TR   | North Highlands, Calif./American River College |
| 19  | Mike Malewitz        | WR    | 5-10 | 189 | R-Jr. | 1L   | Grand Rapids, Mich./Bowling Green              |
| 66  | Justin Mayers        | OL    | 6-3  | 309 | R-So. | 2L   | Frisco, Texas/Reedy HS                         |
| 11  | Cade McConnell       | QB    | 6-1  | 195 | So.   | TR   | Los Alamitos, Calif./Cerritos College          |
| 33  | Dresden McIver-Brown | DT    | 6-0  | 259 | R-Fr. | RS   | San Antonio, Texas/Veterans Memorial HS        |
| 6   | Jake McNamara        | QB    | 5-11 | 189 | Fr.   | HS   | Franklin, Tenn./Page HS                        |
| 80  | Kyle McNamara        | WR    | 5-8  | 184 | So.   | TR   | Reno, Nev./WKU                                 |
| 67  | Robert Mervin        | OL    | 6-3  | 327 | R-Sr. | 2L   | Dumfries, Va./Hutchinson JC                    |
| 75  | Andrew Meyer         | OL    | 6-3  | 302 | R-Jr. | 3L   | San Marcos, Calif./San Marcos HS               |
| 44  | Samuel Mikaele       | TE    | 6-2  | 225 | Fr.   | HS   | Santa Barbara, Calif./Bishop Garcia HS         |
| 26  | Daryl Minor          | LB    | 6-0  | 233 | So.   | TR   | Corinth, Texas/Tyler JC                        |
| 7   | Kelton Moss          | DT    | 6-1  | 294 | Sr.   | 2L   | Jonesboro, La./Kilgore College                 |
| 29  | Atiq Muhammad        | CB    | 6-2  | 187 | Fr.   | HS   | Rockford, Ill./Guilford HS                     |
| 5   | James Neal           | LB    | 6-0  | 223 | Jr.   | 1L   | Paris, Texas/Tyler JC                          |
| 78  | Aluma Nkele          | OL    | 6-6  | 355 | So.   | TR   | Gardena, Calif./Long Beach City College        |
| 91  | Joshua Palu          | DT    | 6-2  | 290 | Jr.   | TR   | Lakewood, Calif./Cerritos College              |
| 59  | Otis Pitts III       | OL    | 6-3  | 345 | R-So. | 0L   | Grand Prairie, Texas/Cisco College             |
| 21  | Justin Prince        | S     | 5-10 | 193 | R-Sr. | 3L   | Inglewood, Calif./Long Beach City College      |
| 49  | Mark Ramos           | K     | 5-8  | 194 | R-So. | 1L   | El Paso, Texas/Andress HS                      |
| 8   | Torey Richardson     | CB    | 6-0  | 183 | Jr.   | 1L   | Tomball, Texas/Blinn JC                        |
| 44  | Elijah Robinson      | DE    | 6-0  | 230 | So.   | 2L   | Perris, Calif./Citrus Hill HS                  |
| 14  | Zach Rodriguez       | QB    | 6-3  | 195 | Fr.   | HS   | El Paso, Texas/El Paso HS                      |
| 94  | Jalen Rudolph        | DT    | 6-0  | 266 | R-So. | 2L   | Baton Rouge, La./Junipero Serra HS             |
| 88  | Luke Seib            | TE    | 6-4  | 222 | Fr.   | HS   | Blue Springs, Mo./Blue Springs South HS        |
| 9   | Latrez Shelton       | CB    | 6-1  | 192 | So.   | TR   | St. Louis, Mo./Iowa Western CC                 |
| 52  | Xavier Simmons       | LB    | 5-11 | 220 | Fr.   | HS   | Prince George, Md./Parkland CC                 |
| 13  | Joshua Sloan         | P     | 6-2  | 189 | So.   | 2L   | Melbourne, Australia/ProKick Australia         |
| 1   | Tyrin Smith          | WR    | 5-7  | 170 | R-So. | 1L   | Cibola, Texas/Cisco College                    |
| 84  | Luke Soto            | TE    | 6-4  | 258 | R-So. | 2L   | Tehachapi, Calif./Bakersfield College          |
| 54  | Keenan Stewart       | DT    | 6-1  | 294 | R-Jr. | 2L   | Cedar Rapids, Iowa/Iowa Western CC             |
| 50  | Tevita Tafuna        | DT    | 6-1  | 277 | R-Jr. | 1L   | East Palo Alto, Calif./San Mateo JC            |
| 43  | Osaiais Taelui       | LB    | 6-1  | 234 | R-Fr. | RS   | Mesa, Ariz./Mesa HS                            |
| 11  | Jadrian Taylor       | DE    | 6-1  | 246 | Sr.   | 2L   | Lufkin, Texas/Kilgore College                  |
| 37  | Angelo Tejada        | LS    | 5-11 | 222 | So.   | 2L   | Converse, Texas/Judson HS                      |
| 6   | Gary Theard          | LB    | 6-2  | 238 | Sr.   | 2L   | Upland, Calif./Chaffey College                 |
| 57  | Roshawn Thomas       | DE    | 6-1  | 248 | R-Fr. | RS   | El Paso, Texas/Montwood HS                     |
| 48  | Blake Thompson       | DT    | 6-0  | 289 | R-Sr. | 2L   | Houston, Texas/Cypress Falls HS                |
| 15  | Bryton Thompson      | DE    | 6-1  | 246 | Jr.   | TR   | Harker Heights, Texas/Blinn College            |
| 45  | Trent Thompson       | TE    | 6-1  | 248 | Sr.   | 4L   | Houston, Texas/Cypress Falls HS                |
| 99  | Sione Tonga'uiha     | DT    | 6-0  | 295 | So.   | 2L   | Tempe, Ariz./Tempe HS                          |
| 82  | Jacob Trim           | TE    | 6-1  | 219 | R-So. | 1L   | Leander, Texas/Tom Glenn HS                    |
| 19  | Deshawn Trotter      | CB    | 6-2  | 205 | Sr.   | 2L   | Henderson, Nev./Sacramento City College        |
| 71  | Tristin Tuialuuluu   | OL    | 6-0  | 296 | R-Jr. | 2L   | El Paso, Texas/Del Valle HS                    |
| 31  | James Tupou          | FB    | 5-10 | 230 | Sr.   | 4L   | Allen, Texas/Allen HS                          |
| 98  | Logologo Va'a        | DT    | 6-3  | 292 | Fr.   | HS   | Santa Barbara, Calif./Bishop Garcia HS         |
| 46  | Connor Villalpando   | LS    | 5-11 | 192 | R-So. | 0L   | Roswell, N.M./Goddard HS                       |
| 28  | Cartraven Walker     | RB    | 5-6  | 175 | R-So. | 0L   | Mansfield, Texas/Cisco College                 |
| 30  | Cal Wallerstedt      | LB    | 5-10 | 223 | R-Jr. | 1L   | Harrisburg, N.C./Hickory Ridge HS              |
| 0   | Maurice Westmoreland | DE    | 6-2  | 235 | So.   | TR   | Houston, Texas/Kilgore College                 |
| 8   | Emari White          | WR    | 6-0  | 185 | So.   | TR   | Antelope, Calif./Sierra College                |
| 42  | Deylon Williams      | DE    | 6-2  | 251 | r-Sr. | 2L   | Smyrna, Tenn./Independence CC                  |
| 16  | Tyler Williams       | S     | 6-0  | 195 | R-Fr. | RS   | Santa Maria, Calif./St. Joseph HS              |
| 4   | Jerome Wilson Jr.    | LB    | 6-2  | 229 | R-Fr. | 1L   | Etiwanda, Calif./Etiwanda HS                   |
| 1   | Tyson Wilson         | S     | 5-10 | 180 | R-Jr. | 2L   | McKinney, Texas/McKinney HS                    |
| 35  | Brydo Wolfe          | S     | 6-0  | 196 | R-Fr. | RS   | Wolfforth, Texas/Frenship HS                   |
| 42  | Michael Young        | FB    | 5-7  | 220 | R-So. | 0L   | Colleyville, Texas/Colleyville Heritage HS     |

## COACHING STAFF

Dana Dimel – Head Coach (4th Season)  
 Dave Warner – Offensive Coordinator/QBs  
 Bradley Dale Peveto – Defensive Coordinator/LBs  
 Aaron Price – Special Teams Coordinator  
 Matt Wallerstedt – Assoc. Head Coach/DLine/def. run coord.  
 Dante Barnett – Secondary/Safeties  
 Trevin Wade – Cornerbacks  
 Barrick Nealy – Running Backs  
 Scotty Ohara – Passing Game Coordinator/Wide Receivers  
 Drew Liddle – Tight Ends/Fullbacks  
 Mike Simmonds – Offensive Line  
 Tramaine Thompson – Quality Control  
 James Bain – Quality Control  
 Winston Dimel – Graduate Assistant (Offense)  
 Ryan Alexander – Graduate Assistant (Defense)  
 Seth Newsome – Graduate Assistant (Defense)  
 Nick Ast - Graduate Assistant (Offense)

## PRONUNCIATIONS

|                  |                |                    |                         |
|------------------|----------------|--------------------|-------------------------|
| Kelly AKHARAIYI  | Ah-CAR-ee      | Trejon HUGUE       | Hue-Gee                 |
| Praise AMAEWHULE | Ah-May-Who-lay | TYRICE Knight      | Tie-Reece               |
| Ronald AWATT     | A-watt         | Mike MALEWITZ      | Mal-uh-witts            |
| Gavin BAECHLE    | Beck-lee       | Aluma NKELE        | N-Kelly                 |
| TREVION Ballard  | Treh-Vee-On    | TEVITA TAFUNA      | Tuh-VEE-tuh Tuh-Foo-nuh |
| JOSTEIN Clarke   | Joss-Teen      | Angelo TEJADA      | Tay-hah-duh             |
| Dante GRANADOS   | Gruh-nah-dose  | SIONE TONGA-UIHA   | See-on-ee Tonga-who-uh  |
| Joe HAGOPIAN     | Huh-GO-pee-an  | Tristin TUIALUULUU | Two-ah-lu-lu            |
| Deion HANKINS    | Hane-kins      | James TUPOU        | Two-poe                 |
| AZIZI Henry      | Ah-zee-zee     | Connor VILLALPANDO | Villa-pan-doe           |
| ZURI Henry       | Zur-ee         | DEYLON Williams    | DAY-lonn                |

# UTEP DEPTH CHART

## GAME: 10 (at RICE)

### OFFENSE

|           |    |                   |      |     |       |    |                         |                           |                            |
|-----------|----|-------------------|------|-----|-------|----|-------------------------|---------------------------|----------------------------|
| <b>LT</b> | 54 | Steven Hubbard    | 6-3  | 314 | R-Jr. | 2L | Aldine, Texas           | (Kilgore College)         | 7 Career Starts (18 app.)  |
|           | 68 | Zuri Henry        | 6-6  | 293 | Sr.   | 4L | Wylie, Texas            | (Wylie HS)                | 25 Career Starts (42 app.) |
| <b>LG</b> | 66 | Justin Mayers     | 6-3  | 309 | R-So. | 2L | Frisco, Texas           | (Reedy HS)                | 9 Career Starts (21 app.)  |
|           | 64 | Sedrick Luke      | 6-2  | 309 | Jr.   | TR | North Highlands, Calif. | (American River College)  | 0 Career Starts (2 app.)   |
| <b>C</b>  | 75 | Andrew Meyer      | 6-3  | 302 | R-Jr. | 3L | San Marcos, Calif.      | (San Marcos HS)           | 28 Career Starts (39 app.) |
|           | 67 | Robert Mervin     | 6-3  | 327 | R-Sr. | 2L | Dumfries, Va.           | (Hutchinson JC)           | 2 Career Starts (28 app.)  |
| <b>RG</b> | 79 | Elijah Klein      | 6-4  | 319 | R-Jr. | 3L | Mt. Baldy, Calif.       | (Upland HS)               | 40 Career Starts (42 app.) |
|           | 59 | Otis Pitts III    | 6-3  | 345 | R-So. | 0L | Grand Prairie, Texas    | (Cisco College)           | 0 Career Starts (4 app.)   |
| <b>RT</b> | 63 | Jeremiah Byers    | 6-4  | 331 | R-So. | 2L | Austin, Texas           | (L.C. Anderson HS)        | 27 Career Starts (31 app.) |
|           | 78 | Aluma Nkele       | 6-6  | 355 | So.   | TR | Gardena, Calif.         | (Long Beach City College) | 0 Career Starts (1 app.)   |
| <b>TE</b> | 45 | Trent Thompson    | 6-1  | 248 | Sr.   | 4L | Houston, Texas          | (Cypress Falls HS)        | 23 Career Starts (54 app.) |
|           | 87 | Zach Fryar        | 6-1  | 240 | R-Jr. | 2L | Venice, Fla.            | (NMMI)                    | 3 Career Start (29 app.)   |
| <b>WR</b> | 3  | Reynaldo Flores   | 6-0  | 205 | R-Sr. | 4L | El Paso, Texas          | (Ysleta HS)               | 11 Career Starts (11 app.) |
|           | 0  | Jeremiah Ballard  | 6-3  | 205 | R-Fr. | RS | Houston, Texas          | (Dobie HS)                | 1 Career Starts (13 app.)  |
| <b>WR</b> | 1  | Tyrin Smith       | 5-7  | 170 | R-So. | 1L | Cibolo, Texas           | (Cisco College)           | 12 Career Starts (22 app.) |
|           | 26 | Walter Dawn Jr.   | 5-7  | 178 | R-Sr. | 4L | Mesquite, Texas         | (Poteet HS)               | 13 Career Starts (56 app.) |
| <b>WR</b> | 4  | Kelly Akharaiyi   | 6-1  | 195 | R-So. | TR | Irving, Texas           | (Tyler JC)                | 5 Career Starts (9 app.)   |
|           | 12 | Josh Farr         | 6-0  | 189 | R-Jr. | 0L | Carmichael, Calif.      | (Sierra College)          | 0 Career Starts (3 app.)   |
| <b>RB</b> | 22 | Ronald Awatt      | 6-0  | 205 | R-Sr. | 2L | Lubbock, Texas          | (Frenship HS)             | 18 Career Starts (41 app.) |
|           | 33 | Deion Hankins     | 6-0  | 215 | R-So. | 1L | El Paso, Texas          | (Parkland HS)             | 6 Career Starts (30 app.)  |
| <b>FB</b> | 31 | James Tupou       | 5-10 | 235 | Sr.   | 4L | Allen, Texas            | (Allen HS)                | 8 Career Starts (54 app.)  |
|           | 42 | Michael Young     | 5-7  | 220 | R-So. | 0L | Colleyville, Texas      | (Colleyville Heritage HS) | 0 Career Starts (0 app.)   |
| <b>QB</b> | 2  | Gavin Hardison    | 6-3  | 215 | R-Jr. | 2L | Hobbs, N.M.             | (NMMI)                    | 29 Career Starts (31 app.) |
|           | 7  | Calvin Brownholtz | 6-2  | 202 | R-Jr. | 3L | Carmichael, Calif.      | (Jesuit HS)               | 1 Career Start (37 app.)   |

### DEFENSE

|             |    |                      |      |     |       |    |                        |                           |                            |
|-------------|----|----------------------|------|-----|-------|----|------------------------|---------------------------|----------------------------|
| <b>DE</b>   | 11 | Jadrian Taylor       | 6-1  | 246 | Sr.   | 2L | Lufkin, Texas          | (Kilgore College)         | 26 Career Starts (29 app.) |
|             | 0  | Maurice Westmoreland | 6-2  | 235 | So.   | TR | Houston, Texas         | (Kilgore College)         | 0 Career Starts (9 app.)   |
| <b>DT</b>   | 7  | Kelton Moss          | 6-1  | 294 | Sr.   | 2L | Jonesboro, La.         | (Kilgore College)         | 28 Career Starts (28 app.) |
|             | 48 | Blake Thompson       | 6-0  | 289 | R-Sr. | 2L | Houston, Texas         | (Cypress Falls HS)        | 1 Career Starts (28 app.)  |
| <b>DT</b>   | 54 | Keenan Stewart       | 6-1  | 294 | R-Jr. | 2L | Cedar Rapids, Iowa     | (Iowa Western CC)         | 29 Career Starts (30 app.) |
|             | 50 | Tevita Tafuna        | 6-1  | 277 | R-Jr. | 1L | East Palo Alto, Calif. | (San Mateo JC)            | 1 Career Starts (21 app.)  |
| <b>DE</b>   | 23 | Praise Amaewhule     | 6-3  | 250 | R-Jr. | 3L | Katy, Texas            | (Katy Taylor HS)          | 38 Career Starts (46 app.) |
|             | 42 | Deylon Williams      | 6-2  | 251 | R-Sr. | 2L | Smyrna, Tenn.          | (Independence CC)         | 0 Career Starts (29 app.)  |
| <b>-or-</b> | 15 | Bryton Thompson      | 6-1  | 246 | Jr.   | TR | Harker Heights, Texas  | (Blinn College)           | 0 Career Starts (9 app.)   |
| <b>WILL</b> | 10 | Tyrice Knight        | 6-2  | 235 | Sr.   | 2L | Lakeland, Fla.         | (Independence CC)         | 28 Career Starts (30 app.) |
|             | 6  | Gary Theard          | 6-2  | 238 | Sr.   | 2L | Upland, Calif.         | (Chaffey College)         | 0 Career Starts (21 app.)  |
| <b>MIKE</b> | 30 | Cal Wallerstedt      | 5-10 | 223 | R-Jr. | 1L | Harrisburg, N.C.       | (Hickory Ridge HS)        | 7 Career Starts (25 app.)  |
|             | 43 | Osaiasi Taueli       | 6-1  | 234 | R-Fr. | RS | Mesa, Ariz.            | (Mesa HS)                 | 0 Career Starts (7 app.)   |
| <b>CB</b>   | 9  | Latrez Shelton       | 6-1  | 192 | So.   | TR | St. Louis, Mo.         | (Iowa Western CC)         | 9 Career Starts (9 app.)   |
|             | 19 | Deshawn Trotter      | 6-2  | 205 | Sr.   | 2L | Henderson, Nev.        | (Sacramento City College) | 0 Career Starts (28 app.)  |
| <b>-or-</b> | 18 | John Burris III      | 5-11 | 176 | R-Fr. | RS | Mesquite, Texas        | (Mesquite Horn HS)        | 0 Career Starts (8 app.)   |
| <b>FS</b>   | 3  | Tyreke James         | 5-11 | 199 | R-Sr. | 2L | Richmond, Calif.       | (Contra Costa College)    | 10 Career Starts (31 app.) |
|             | 24 | McKel Broussard      | 6-0  | 192 | R-So. | 2L | Sherman Oaks, Calif.   | (Notre Dame HS)           | 1 Career Start (27 app.)   |
| <b>SS</b>   | 2  | Kobe Hylton          | 6-0  | 205 | So.   | TR | Snellville, Ga.        | (Louisiana)               | 9 Career Start (9 app.)    |
| <b>-or-</b> | 1  | Tyson Wilson         | 5-10 | 180 | R-Jr. | 2L | McKinney, Texas        | (McKinney HS)             | 8 Career Starts (36 app.)  |
| <b>NICK</b> | 13 | Dennis Barnes        | 5-11 | 170 | Sr.   | 2L | Jefferson City, Mo.    | (Fort Scott CC)           | 26 Career Starts (28 app.) |
|             | 12 | Trajon Hugue         | 6-0  | 181 | Jr.   | 1L | Mansfield, Texas       | (Cisco College)           | 0 Career Starts (18 app.)  |
| <b>CB</b>   | 22 | Josiah Allen         | 5-10 | 179 | So.   | TR | Elk Grove, Calif.      | (Sacramento City College) | 2 Career Starts (9 app.)   |
| <b>-or-</b> | 32 | Ilijah Johnson       | 5-11 | 170 | R-Fr. | RS | Maricopa, Ariz.        | (Maricopa HS)             | 7 Career Starts (9 app.)   |

### SPECIAL TEAMS

|              |    |                    |      |     |       |    |                      |                     |                       |
|--------------|----|--------------------|------|-----|-------|----|----------------------|---------------------|-----------------------|
| <b>K</b>     | 40 | Gavin Baechle      | 6-1  | 170 | Sr.   | 4L | McKinney, Texas      | (McKinney HS)       | 54 Career Appearances |
|              | 49 | Mark Ramos         | 5-8  | 194 | R-So. | 1L | El Paso, Texas       | (Andress HS)        | 24 Career Appearances |
| <b>P</b>     | 13 | Josh Sloan         | 6-2  | 189 | So.   | 2L | Melbourne, Australia | (ProKick Australia) | 30 Career Appearances |
|              | 40 | Gavin Baechle      | 6-1  | 170 | Sr.   | 4L | McKinney, Texas      | (McKinney HS)       | 54 Career Appearances |
| <b>LS</b>    | 37 | Angelo Tejada      | 5-11 | 222 | So.   | 2L | Converse, Texas      | (Judson HS)         | 30 Career Appearances |
|              | 46 | Connor Villalpando | 5-11 | 192 | R-So. | 0L | Roswell, N.M.        | (Goddard HS)        | 0 Career Appearances  |
| <b>H</b>     | 49 | Mark Ramos         | 5-8  | 194 | R-So. | 1L | El Paso, Texas       | (Andress HS)        | 24 Career Appearances |
| <b>KR</b>    | 26 | Walter Dawn Jr.    | 5-6  | 178 | R-Sr. | 4L | Mesquite, Texas      | (Poteet HS)         | 56 Career Appearances |
| <b>-and-</b> | 1  | Tyrin Smith        | 5-7  | 170 | R-So. | 1L | McKinney, Texas      | (McKinney HS)       | 22 Career Appearances |
| <b>PR</b>    | 21 | Marcus Bellon      | 5-9  | 180 | So.   | TR | Truckee, Calif.      | (Santa Barbara CC)  | 9 Career Appearances  |
| <b>-and-</b> | 3  | Rey Flores         | 6-0  | 205 | R-Sr. | 4L | El Paso, Texas       | (Ysleta HS)         | 51 Career Appearances |

## MINER NOTABLES

## WHERE TO WATCH &amp; LISTEN

The contest will be streamed on CBS Sports Network with Carter Blackburn calling the action with Tom Herman providing analysis. The action returns to 600 ESPN El Paso with "The Voice of the Miners" **Jon Teicher** calling play-by-play in his 42nd season. 'Teich' is joined by former UTEP WR **Cole Freytag** (2012, 2014-16) in the booth providing analysis in his first season and **Mando Medina** reporting from the sidelines. The action can also be heard on the UTEP Miners app.

## SERIES VS. RICE

Rice leads the all-time series 15-9. The Miners are 9-3 at Rice. UTEP defeated Rice in the last meeting, 38-28, on Nov. 20, 2021 in the Sun Bowl. **Gavin Hardison** threw for a career-high 366 yards and two TD's, while **Ronald Awatt** racked up 184 all-purpose yards. UTEP piled up 488 yards of offense. UTEP last played at Rice on Nov. 3, 2018 as the Miners halted an Owls rally for a 34-26 victory. It was the first win for head coach **Dana Dimel** at UTEP.

## SCOUTING RICE

Rice opened the season with a 66-14 loss at no. 14 USC and followed that with victories against McNeese State (52-10) and Louisiana (33-21). The Owls are 2-2 in Conference USA action, falling in their last one 56-23 against Charlotte on Oct. 29. Rice has defeated UAB 28-24 and won at LA Tech 42-41. Rice's other loss came at FAU 17-14. Junior QB TJ McMahon ranks sixth in C-USA with 16 touchdown passes. He's thrown 11 interceptions and is completing 58.5 percent (131-224) of his passes for 1,703 yards. Sophomore WR Luke McCaffery ranks 10th in C-USA with 77.7 yards per game. Overall, he's hauled in 47 receptions for 613 yards and six scores. Senior WR Bradley Rozner averages 21.4 yards per catch (third in C-USA) and has tallied 579 yards on 27 receptions with seven scores. Rozner is tied for fourth in TD catches in C-USA. Junior LB Chris Conti leads the team with 47 tackles. The Rice defense has picked off six passes led by sophomore DB Gabriel Taylor's two INTs. Overall, the Owls are averaging 29.1 points per game and are giving up 33.6 points per contest. Rice averages 370.9 yards per game, ranking eighth in C-USA and yields 370.1 yards per game, good for third in the league.

## EXTENDING HIS SCHOOL RECORD

Senior K/P **Gavin Baechle** nailed career field goals 52 and 53 against MT. Baechle set the school record last week against FAU and hitting career FG no. 51 and surpassing Reagan Schneider's (2003-2006) total of 50.

## ANOTHER SCHOOL RECORD

**Gavin Baechle** set another school record when he made his 16th consecutive field goal against MT. Baechle nailed a 47-yard field goal in the second quarter and followed that with his 17th straight make on another 47-yard attempt in the fourth quarter. Baechle missed his first attempt of the season, but rebounded in a big way to hit his next 17 FGs.

## TYRIN HAULS IN DOUBLE-DIGIT RECEPTIONS

Redshirt sophomore WR **Tyrin Smith** hauled in a career-high 10 receptions against MT. He tallied 117 yards and a score against the Blue Raiders. His previous high was eight catches down multiple times.

## TYRIN BREAKING THE CENTURY MARK

Tyrin Smith recorded his fifth career 100-yard game against MT. Smith, a 5-7 speedster, tallied 117 yards on a career-best 10 receptions against the Blue Raiders. Smith ranks tied 16th on the program's all-time 100-yard receiving list.

## 100-Yard Breakdown:

122 at Florida Atlantic – Oct. 30, 2021  
127 vs. North Texas – Aug. 27, 2022  
183 (career high) at New Mexico – Sept. 17, 2022  
106 at Charlotte – Oct. 1, 2022  
117 vs. MT – Oct. 29, 2022

## C-USA LEADER

**Tyrin Smith** leads Conference USA with 803 yards receiving. Smith ranks third in C-USA with 56 receptions and ranks third in yards per game (89.2). Nationally, Smith ranks ninth in receiving yards.

## SMITH'S CONSISTENCY

**Tyrin Smith** has now caught a pass in 21 consecutive games dating back to Sept. 4, 2021 against Bethune-Cookman (4 rec., 76 yards). Smith has also registered at least two receptions in his last 15 games.

## SMITH ADDED TO BILETNIKOFF AWARD WATCH

**Tyrin Smith** is one of 10 players added to the Biletnikoff Award Watch List by The Tallahassee Quarterback Club (TQC) Foundation, Inc., on Oct. 5. The Biletnikoff Award annually recognizes the college football season's outstanding FBS receiver. Any player, regardless of position (wide receiver, tight end, slot back, and running back) who catches a pass is eligible for the award. As such, the Biletnikoff Award recognizes college football's outstanding receiver, not merely college football's outstanding wide receiver.

## TYRIN'S PERFORMANCE AT UNM

**Tyrin Smith** recorded a career-high 183 yards and tallied a career-long 76-yard reception. Smith's 188 all-purpose yards were also a career high. Smith's 183 receiving yards was the 12th-most in a game in school history and the most by a Miner player since Jordan Leslie had 218 at Tulsa in 2012.

## DEION "TANKINS" RUNS WILD ON "MILITARY APPRECIATION DAY"

Redshirt sophomore RB **Deion Hankins** rushed for a career-high 138 yards on 17 attempts (8.1 avg.) in UTEP's win over FAU on Oct. 22. Hankins's previous high was 119 yards at Charlotte in 2020. Hankins added a career-long 72-yard run that set up a game-tying TD in the third quarter.

## HANKINS HITTING THE CENTURY MARK

**Deion Hankins** tallied his fifth career 100-yard rushing effort against FAU (138 yards). Hankins hit 112 yards at Charlotte a few weeks back. Hankins gained 113 against SFA on Sept. 5, 2020, 118 yards at ULM on Sept. 26, 2020, and 119 at Charlotte on Oct. 24, 2020.

## THE RUN THAT SPARKED THE OFFENSE

**Deion Hankins** career-long 72-yard dash to the FAU five-yard line in the third quarter sparked UTEP's offense after the Miners were down 14-6. UTEP tied the game on the next play as **Gavin Hardison** rushed for a five-yard TD and tossed the successful two-point conversion to **Trent Thompson**. Hankins's previous long was a 45-yard dash at FAU last season. It was also UTEP's longest rush play of 2022.

## MOVING UP THE TD LIST

**Gavin Hardison** has thrown 34 career touchdown passes after tallying one against MT. Hardison ranks tied fifth on the program's all-time list with **Brooks Dawson** (34). **Sammy Garza** (35) ranks fourth.

## HARDISON RANKS THIRD IN PASSING YARDS

**Gavin Hardison** has thrown for 1,941 yards in 2022. Hardison now has 6,912 yards passing in his career. He ranks third on the program's all-time passing yards list. **Trevor Vittatoe** (12,439 yards) and **Jordan Palmer** (11,084 yards) rank no. 1 and 2.

## GAVIN MOVING UP ATTEMPTS LIST

**Gavin Hardison** has 297 passing attempts in 2022, giving him 914 in his career. He ranks fourth on the program's all-time attempts list. **Billy Stevens** (943) ranks third.

## MINER NOTABLES

## GAVIN RANKS FOURTH IN COMPLETIONS

**Gavin Hardison** has tallied 156 completions in 2022. Hardison has 489 in his career and ranks third on the program's all-time list. **Jordan Palmer** (851) ranks second.

## FIRST CAREER RUSHING TD

Redshirt junior QB **Gavin Hardison** scored a TD on a five-yard rush during the third quarter in UTEP's 24-21 win over FAU on Oct. 22. It was the first rushing score of his career.

## 300 YARDS PASSING

Redshirt junior QB **Gavin Hardison** threw for a season-high 320 yards at LA Tech. It was Hardison's fourth career 300-yard passing game. Hardison is ranked tied fifth on the program's all-time list.

## EFFICIENT NIGHT PASSING

**Gavin Hardison** completed 90.9 percent of his passes (10-11) against Boise State on Sept. 23. Hardison was the first UTEP QB to have only one incompletion (min. 10 attempts) since **Jay Stuckey** (12-13) versus SMU on Oct. 9, 1999.

## FIRST CAREER RECEIVING TD

Redshirt senior WR/RB **Reynaldo Flores** hauled in a four-yard touchdown reception against FAU on Oct. 22. It was Flores's first career receiving score. Overall, he's tallied three TD's (2 rush, 1 rec.).

## OUR VERSION OF DEEBO SAMUEL

**Reynaldo Flores** has tallied 556 yards of all-purpose yards thus far in 2022. Flores ranks second on the team with 472 receiving yards, has gained 66 yards on the ground and tallied 18 yards on a kickoff return. Flores has added two rushing scores (vs. Boise State, at LA Tech), and his first career receiving TD (vs. FAU).

## REY'S NUMBERS INCREASING

**Reynaldo Flores** entered the 2022 season with 277 career receiving yards on 19 receptions, including 204 on 13 catches in 2021. Currently in 2022, Flores ranks second on the team in receptions (42) and receiving yards (472).

## REY SHINES ON '915 NIGHT'

**Reynaldo Flores** recorded his first career 100-yard game in his third career start. The 915 product set career highs in receptions (eight) and receiving yards (122) against North Texas on Aug. 27. Flores added a 38-yard reception in the first quarter against the Mean Green. His previous highs were four receptions (at Southern Miss in 2021) and 53 receiving yards (vs. Fresno State in 2021).

## FIRST OFFENSIVE TOUCHDOWN

Transfer sophomore WR/PR **Marcus Bellon** scored his first career offensive TD in a UTEP uniform, taking a reception 52 yards to pay dirt at LA Tech. It was Bellon's second touchdown in a UTEP uniform as his first came on a 47-yard punt return for a score against Boise State on Sept. 23. Bellon was a scoring machine as he scored 10 total touchdowns at Santa Barbara CC in 2021. He tallied four punt returns and two kickoff returns for touchdowns, while adding four receiving scores last season.

## EFFICIENT TIGHT END

Senior TE **Trent Thompson** scored his second touchdown of the season at LA Tech on a 23-yard reception in the fourth quarter. Thompson has four receptions with two touchdowns in 2022. Thompson added his first career two-point conversion against FAU. During the last two seasons, Thompson has scored six touchdowns on 13 receptions. Thompson tallied four receiving scores on nine receptions in 2021. Overall, Thompson has 18 career catches.

## #2 LUKE LAUFENBERG #LiveLikeLuke

The UTEP football team will continue to pay tribute to the late Luke Laufenberg throughout the 2022 season. Laufenberg passed away at the age of 21 on Thursday, Aug. 22, 2019 after battling cancer for two years. A tight end from Argyle, Texas, Laufenberg joined the Miners for 2019 spring ball after playing at Mesa Community College in 2017. UTEP players have worn black "LUKE" stickers on their helmets since the start of the 2019 season. Junior QB Gavin Hardison will wear his #2 Laufenberg jersey throughout the season. Justin Garrett was the first Miner to don the #2 jersey during the 2020 season and continued the trend in 2021. Laufenberg played his senior season at Argyle Liberty Christian High School in Argyle, Texas, where he was named 2016 Offensive Newcomer of the Year and honorable mention All-District. He initially walked on at Texas A&M before continuing his football career at Mesa Community College, where he appeared in six games prior to being diagnosed with Burkitt lymphoma.



## 2022 "UTEP Football with Dana Dimel" Radio Show Dates/Locations

|                                     |                       |
|-------------------------------------|-----------------------|
| Tuesday, August 23 (5-6pm)          | Hudson's Grill        |
| Tuesday, August 30 (5:30-6:30pm)    | Moon Tower Sports Bar |
| Tuesday, September 6 (5:30-6:30pm)  | Hudson's Grill        |
| Tuesday, September 13 (5:30-6:30pm) | Hudson's Grill        |
| Tuesday, September 20 (5:30-6:30pm) | Moon Tower Sports Bar |
| Tuesday, September 27 (5:30-6:30pm) | Moon Tower Sports Bar |
| Tuesday, October 4 (6-7pm)          | Hudson's Grill        |
| Tuesday, October 18 (6-7pm)         | Moon Tower Sports Bar |
| Tuesday, October 25 (6-7pm)         | Hudson's Grill        |
| Monday, October 31 (5-6pm)          | Moon Tower Sports Bar |
| Wednesday, November 16 (6-7pm)      | Moon Tower Sports Bar |
| Monday, November 21 (5-6pm)         | Hudson's Grill        |

## LOCATIONS &amp; ADDRESS

**Hudson's Classic Grill & Bar:** 1770 Lee Trevino  
**The Moon Tower Sports Bar:** 3233 N Mesa

Listen Live on 600 ESPN El Paso & the UTEP Miners app

# MINER NOTABLES

## NCAA TEAM RANKINGS

| NCAA CATEGORY                    | UTEP | RICE |
|----------------------------------|------|------|
| Total Offense                    | 88   | 84   |
| Rushing Offense                  | 77   | 70   |
| Passing Offense                  | 85   | 89   |
| Team Passing Efficiency          | 116  | 81   |
| Scoring Offense                  | 109  | 67   |
| Total Defense                    | 45   | 62   |
| Rushing Defense                  | 80   | 94   |
| Passing Yards Allowed            | 34   | 38   |
| Team Passing Efficiency Defense  | 103  | 114  |
| Scoring Defense                  | 76   | 117  |
| Turnover Margin                  | 106  | 112  |
| 3rd Down Conversion Pct.         | 99   | 50   |
| 4th Down Conversion Pct.         | 50   | 65   |
| 3rd Down Conversion Pct. Defense | 37   | 60   |
| 4th Down Conversion Pct. Defense | 127  | 47   |
| Red Zone Offense                 | 85   | 48   |
| Red Zone Defense                 | 28   | 59   |
| Net Punting                      | 44   | 87   |
| Punt Returns                     | 82   | 31   |
| Kickoff Returns                  | 117  | 103  |
| First Downs Offense              | 45   | 79   |
| First Downs Defense              | 92   | 50   |
| Fewest Penalties Per Game        | 82   | 60   |
| Fewest Penalty Yards Per Game    | 94   | 78   |
| Time of Possession               | 15   | 25   |

## TEAM LEADERS

### UTEP

| Rushing       | Att. | Net | Avg. | TD | YPG  |
|---------------|------|-----|------|----|------|
| Deion Hankins | 110  | 547 | 5.0  | 2  | 60.8 |
| Ronald Awatt  | 124  | 538 | 4.3  | 2  | 59.8 |

| Passing        | C-A-I     | Yds. | TD | YPG   |
|----------------|-----------|------|----|-------|
| Gavin Hardison | 156-297-8 | 1941 | 10 | 215.7 |

| Receiving   | Rec. | Yds. | Avg. | TD | YPG  |
|-------------|------|------|------|----|------|
| Tyrin Smith | 56   | 803  | 14.3 | 5  | 89.2 |
| Rey Flores  | 42   | 472  | 11.2 | 1  | 52.4 |

| Defense       | U-A-TT   | TFL    | SACK  | FF-FR    |
|---------------|----------|--------|-------|----------|
| Tyrice Knight | 41-33-74 | 6.0-21 | 1.0-9 | 3-1 (13) |
| Kobe Hylton   | 42-28-70 | 8.0-17 | 0.5-4 | 2-0 (0)  |

### RICE

| Rushing            | Att. | Net | Avg. | TD | YPG  |
|--------------------|------|-----|------|----|------|
| Cameron Montgomery | 51   | 333 | 6.5  | 6  | 41.6 |
| Ari Broussard      | 91   | 251 | 2.8  | 9  | 35.9 |

| Passing    | C-A-I      | Yds. | TD | YPG   |
|------------|------------|------|----|-------|
| TJ McMahon | 131-224-11 | 1703 | 16 | 212.9 |

| Receiving      | Rec. | Yds. | Avg. | TD | YPG  |
|----------------|------|------|------|----|------|
| Luke McCaffery | 47   | 613  | 13.0 | 6  | 76.6 |
| Bradley Rozner | 27   | 579  | 21.4 | 7  | 72.4 |

| Defense        | U-A-TT   | TFL    | SACK  | FF-FR   |
|----------------|----------|--------|-------|---------|
| Chris Conti    | 20-27-47 | 3.0-11 | 1.0-9 | 0-0 (0) |
| Myron Morrison | 21-19-40 | 4.5-18 | 0.5-4 | 0-1 (0) |

### AWATT BREAKING THE CENTURY MARK

Redshirt senior RB **Ronald Awatt** rushed for a season-high 115 yards on 22 carries. Awatt now has four 100-yard games in his career. Last season he rushed for a career-high 159 at Southern Miss, 126 against Bethune-Cookman, and 119 yards against Rice. UTEP is 4-0 when Awatt rushes for 100+ yards.

### FUMBLEROOSKI

UTEP's defense ranks tied fourth nationally and leads Conference USA with 10 fumble recoveries. The Miners lead C-USA and rank tied second nationally with 13 forced fumbles. UTEP ranks fourth nationally in fumbles forced per game (1.4).

### RETURN OF THE SACK

Redshirt junior DE **Praise Amaewhule** recorded his first sack of the season against MT. He now has 16.5 in career and needs 4.0 sacks to break the school's all-time mark.

### LEADER OF THE SACK

Senior DE **Jadrian Taylor** leads UTEP, Conference USA and is tied first nationally with 8.0 sacks after tallying one against MT. Taylor also registered a sack at no. 9 Oklahoma, 3.0 at Charlotte, another one at LA Tech and 2.0 against FAU. Taylor has 14.5 career sacks after posting 6.5 last season.

### LEADER OF THE PACK

**Jadrian Taylor** leads UTEP and Conference USA with 10.0 tackles for loss. Taylor tallied a career-best tying 3.5 tackles for loss against FAU.

### THE RUMBLE AFTER THE FUMBLE

Senior **Jadrian Taylor**, a 6-1, 246-pound DE, returned a fumble recovery 100 yards at Charlotte after a fumble at the goal line. It was Taylor's first-ever touchdown scored while at UTEP.

### GOING 100 YARDS

**Jadrian Taylor's** 100-yard fumble return for a touchdown was the longest defensive TD by a UTEP player since Quintin Demps had a 100-yard interception return at UCF in the final game of 2007.

### 2 DEFENSIVE SCORES

LB **Tyrice Knight** and DE **Jadrian Taylor** both found pay dirt at Charlotte during UTEP's 41-35 victory. It was the first time since Nov. 1, 2014 versus Southern Miss that the Miners scored two defensive touchdowns in the same game. DB **Nick Gathrite** took a fumble back 59 yards for a score, while LB **Trey Brown** took back a pick-six 51 yards to the house against the Golden Eagles.

### DEFENSIVE TOUCHDOWNS IN 2022

UTEP has scored two defensive touchdowns in 2022. The first was a **Tyrice Knight** 13-yard scoop-and-score, while the second was a 100-yard scoop-and-score by **Jadrian Taylor** - both at Charlotte. The Miners last scored two defensive touchdowns in the same season was 2019. Last time the Miners had three in the same season was 2017 and last time four was scored came in 2008.

### DOUBLE-DIGIT STOPS

Senior LB **Tyrice Knight** tallied 11 tackles against MT. He's now got three games with double-digit tackles this season and 10 overall in his career. He opened the season with 11 against UNT and added 14 at UNM.

# MINER NOTABLES

## GOOD KNIGHT

**Tyrice Knight** has been one of the top tacklers in the league as he is tied for the team lead with 74. Knight has done it all, adding 6.0 tackles for loss, a sack, interception, two breakups, two hurries, a pair of forced fumbles and a fumble return for a 13-yard TD. Knight ranks tied fourth in Conference USA with his 74 stops, while his 8.2 tackles per game rank tied seventh.

## IMPRESSIVE FIRST SEASON

Transfer sophomore S **Kobe Hylton** ranks second on the team with 70 tackles, while he ranks tied sixth in Conference USA. His 7.8 tackles per game ranks tied ninth in C-USA. Hylton is tied fifth in Conference USA with 8.0 tackles for loss. He chalked up his first double-digit tackle performance, tallying a career-high 10 tackles at New Mexico on Sept. 17. His previous high was nine in his UTEP debut on Aug. 27.

## CAREER HIGH FOR CAL

Redshirt junior LB **Cal Wallerstedt** tallied a career-high and team-high 14 tackles against MT. It surpasses his previous high of 11 stops against FAU last week. Wallerstedt has tallied 25 tackles the last two games. It's the first time he's produced back-to-back double-digit tackle performances. Wallerstedt ranks third on the team with 69 tackles.

## CAL'S UNEXPECTED SEASON

**Cal Wallerstedt**, who was listed fourth on the depth chart when the season began, has started the last five games, and has produced great numbers. He ranks third on the team with 69 tackles. Wallerstedt ranks second on the team with 5.5 sacks and ranks second in C-USA with 9.5 TFL.

## FIRST PICK IS A BIG PICK FOR ILIJAH

Redshirt freshman CB **Ilijah Johnson's** first career interception couldn't have happened at the right time. Charlotte, which got within six points, got the ball back at the CLT36 with 1:26 left in the game. But Johnson was in the right place when Charlotte QB Chris Reynolds went deep on the first play only for Johnson to end up with the ball and victory.

## THE BREAKUP

**Ilijah Johnson** tallied his first career pass breakups - three of them versus rival NM State and matched that number in an upset victory against Boise State on Sept. 23 in his third consecutive start. He broke up a pass on a third-and-19 that forced the Broncos to punt in the third quarter. That breakup led to PR/WR Marcus Bellon's 47-yard punt return for a TD. Against NM State, Johnson came up with back-to-back breakups late in the second quarter on a second-and-6 and third-and-6 to force a punt.

## TY'REKE'S CAREER DAY

Redshirt senior S **Ty'reke James** recorded his first career forced fumble and fumble recovery (returned 26 yards) in UTEP's win over FAU on Oct. 22. James added a career-high seven tackles against the Owls. James's previous high was five tackles done twice (last being at Charlotte).

## BEST EFFORT IN EIGHT SEASONS

The UTEP defense allowed only 177 yards of total offense during its upset win over heavily-favored Boise State. It was the least yards allowed since Oct. 25, 2014, at UTSA (70 yards).

## MOST HURRIES SINCE 2009

UTEP was credited with 12 QB hurries in its upset win against Boise State in the Sun Bowl. It was the most since Oct. 3, 2009, against no. 12 Houston (17 hurries). The Broncos passed for 93 yards (13-34).

## 2022 UTEP FOOTBALL TRENDS

|                      |     |
|----------------------|-----|
| OVERALL              | 4-5 |
| VS. CONFERENCE USA   | 2-3 |
| NONCONFERENCE RECORD | 2-2 |
| HOME                 | 3-2 |
| AWAY                 | 1-3 |
| DAY GAMES            | 1-1 |
| NIGHT GAMES          | 3-4 |
| VS. TOP 25 TEAMS     | 0-1 |
| NEUTRAL              | 0-0 |
| NATIONAL TV          | 1-1 |
| FOX                  | 0-1 |
| ESPN+ / ESPN3        | 3-2 |
| MW NETWORK           | 0-1 |
| CBSN                 | 1-0 |
| STADIUM              | 0-1 |

### OFFENSE

|                                       |     |
|---------------------------------------|-----|
| WHEN SCORING FIRST                    | 2-1 |
| WHEN THE OPPONENT SCORES FIRST        | 2-4 |
| WHEN LEADING AT HALFTIME              | 3-0 |
| WHEN TRAILING AT HALFTIME             | 1-4 |
| WHEN TIED AT HALFTIME                 | 0-1 |
| WHEN LEADING AFTER THIRD QUARTER      | 3-0 |
| WHEN TRAILING AFTER THIRD QUARTER     | 0-5 |
| WHEN TIED AFTER THIRD QUARTER         | 1-0 |
| IN OVERTIME GAMES                     | 0-0 |
| WHEN SCORING LESS THAN 20 POINTS      | 0-4 |
| WHEN SCORING 20+ POINTS               | 3-0 |
| WHEN SCORING 30+ POINTS               | 0-1 |
| WHEN SCORING 40+ POINTS               | 1-0 |
| WHEN RUSHING FOR < 100 YARDS          | 0-3 |
| WHEN RUSHING FOR 100+ YARDS           | 2-2 |
| WHEN RUSHING FOR 200+ YARDS           | 2-0 |
| WHEN PASSING FOR 200+ YARDS           | 0-0 |
| WHEN PASSING FOR 250+ YARDS           | 0-3 |
| WHEN PASSING FOR 300+ YARDS           | 0-1 |
| WHEN TOTALING < 300 YDS TOTAL OFFENSE | 1-2 |
| WHEN GAINING 300+ YDS TOTAL OFFENSE   | 3-3 |
| WHEN HAVING NO TURNOVERS              | 1-0 |
| WHEN HAVING LESS THAN 3 TURNOVERS     | 3-3 |
| WHEN HAVING 3 OR MORE TURNOVERS       | 0-2 |
| WHEN HAVING MORE THAN 30:00 TOP       | 3-3 |
| WHEN HAVING LESS THAN 30:00 TOP       | 1-2 |

### DEFENSE

|                                       |     |
|---------------------------------------|-----|
| WHEN ALLOWING LESS THAN 20 POINTS     | 2-0 |
| WHEN ALLOWING 20+ POINTS              | 1-2 |
| WHEN ALLOWING 30+ POINTS              | 1-3 |
| WHEN ALLOWING < 100 YDS RUSHING       | 2-0 |
| WHEN ALLOWING 100+ YDS RUSHING        | 2-4 |
| WHEN ALLOWING 200+ YDS RUSHING        | 0-1 |
| WHEN ALLOWING < 200 YARDS PASSING     | 3-1 |
| WHEN ALLOWING 200+ YARDS PASSING      | 0-2 |
| WHEN ALLOWING 250+ YARDS PASSING      | 0-2 |
| WHEN ALLOWING 300+ YARDS PASSING      | 1-0 |
| WHEN ALLOWING < 300 YDS TOTAL OFFENSE | 1-1 |
| WHEN ALLOWING 300+ YDS TOTAL OFFENSE  | 3-4 |
| WHEN HAVING NO TAKEAWAYS              | 1-1 |
| WHEN HAVING 3 OR LESS TAKEAWAYS       | 3-4 |

## MINER NOTABLES

### MOST TFL'S SINCE 2020

UTEP tallied 13.0 tackles for loss at New Mexico on Sept. 17. It's the most since recording 13.0 at LA Tech on Oct. 10, 2020.

### BAECHLE LEADING THE WAY

Senior K/P **Gavin Baechle** is first in Conference USA with 17 made field goals and ranks third nationally. Baechle is 17-for-18 on the season. Baechle leads C-USA in field goals made per game (1.9). His 94.4 percent ranks second in C-USA.

### MORE ON GAVIN

**Gavin Baechle** also ranks fourth in C-USA with 70 total points (17 FG, 19 XP). Baechle's 7.8 points per game ranks fourth in C-USA.

### GAVIN'S CAREER POINTS

**Gavin Baechle** tallied seven points (2 FG, 1 XP) versus MT. Baechle has 257 career points and ranks tied second on the program's all-time points list for kickers only with **Jay Mattox** (257). **Reagan Schneider** leads the all-time list (287).

### BAECHLE'S PATS

**Gavin Baechle** made an extra point against MT. He's tallied 19 extra points in 2022, giving him 98 in his career and ranking third on the program's all-time PATS' list. **Reagan Schneider** and **Jay Mattox** rank tied for first with 137 career PATS.

### FIRST WALK-OFF WIN SINCE 2010

**Gavin Baechle** hit a game-winning 27-yard field goal to clip FAU 24-21 on Oct. 22. It was the first walk-off victory since Sept. 25, 2010 when **Dakota Warren** hit an 18-yard FG to defeat Memphis 16-13 in the Sun Bowl.

### IT'S BEEN A WHILE

**Gavin Baechle** became the first UTEP kicker since 2010, to make two field goals of at least 48 yards or more in the same game. Baechle hit a 48-yard attempt in the second quarter at no. 9 OU, while making a career-long 54-yard FG against the Sooners. The previous Miner to do so was **Dakota Warren**, who connected on FGs of 55 and 50 yards against Memphis on Sept. 25, 2010.

### BAECHLE'S CAREER LONG

**Gavin Baechle** nailed a career-long 54-yard field at no. 9 OU in the fourth quarter on Sept. 3. Baechle's previous long was a 50-yard make on Nov. 30, 2019, against Rice.

### THE PUNTER FROM DOWN UNDER

Sophomore P **Joshua Sloan** is averaging 43.8 yards per punt, ranking second in Conference USA. He's booted 29 punts (1270 yards) this season. It's a great improvement from his previous two seasons. Sloan averaged 39.1 yards per game in 2020 and improved that to a 39.5 average. Overall, this season, Sloan has placed six inside the 20-yard line and has booted four 50+ yard punts. His long this season is 64 yards against NM State.

### SLOAN NAMED TO RAY GUY WATCH LIST

**Joshua Sloan** was named to the Ray Guy Award Watch List. The Ray Guy Award- named for football's premier punter- honors the nation's best collegiate punter. The Augusta Sports Council (ASC) created the award in 2000.

### ELECTRIC RETURN

Sophomore PR/WR **Marcus Bellon** changed the complexity during UTEP's upset win over heavily-favored Boise State on Sept. 23. The Miners harassed the Broncos' offense all night and forced it to punt late in the third quarter. Bellon responded with a 47-yard punt return for his first touchdown in a UTEP uniform. The big return gave UTEP a 20-10 lead at that point. Bellon ranks third in Conference USA with 7.8 average on 12 returns. He's the only C-USA player to return a punt for a score.

### MORE ON THE PUNT RETURN HEARD AROUND THE 915

**Marcus Bellon** took back a punt to pay dirt against Boise State, making it UTEP's first punt return for a touchdown since Sept. 19, 2015, at NM State when **Jaquan White** took one back 64 yards to the end zone. Prior to White, 2022 UTEP Athletics Hall of Fame inductee **Johnnie Lee Higgin's** returned a pair of punts for TD's in 2006.

### ONLY C-USA PLAYER TO DO SO

**Marcus Bellon** ranks fourth in Conference USA in punt return average (6.4 avg.) on 15 returns. He's the only C-USA player to return a punt for a score. His 96 return yards ranks fourth in C-USA.

### UP NEXT

UTEP will have its second bye week (Nov. 12). The Miners will return to action on Nov. 19 against FIU in the home finale on "Senior Day". The Miners and Golden Panthers will kick off at 2 p.m. in Sun Bowl Stadium.

## 2022 C-USA PLAYERS OF THE WEEK

**GAVIN BAECHLE | PUNTER | Special Teams Player of the Week [SEPT. 12]**

Numbers vs. NM State:

2-2 FG | 2-2 PATs - 8 points

**MARCUS BELLON | PR/WR | Special Teams Player of the Week [SEPT. 26]**

Numbers vs. Boise State:

2 ret., 57 yards, 1 TD [47-yard return for a TD in 3rd quarter]

**GAVIN BAECHLE | PUNTER | Special Teams Player of the Week [OCT. 3]**

Numbers at Charlotte:

2-2 FG | 5-5 PATs - 11 points

**GAVIN BAECHLE | PUNTER | Special Teams Player of the Week [OCT. 24]**

Numbers vs. Florida Atlantic:

3-3 FG | 1-1 PATs - 10 points (hit 27-yard walk-off FG)

# UTEP HEAD COACH



## DANA DIMEL

KANSAS STATE '86

FIFTH SEASON AT UTEP  
11<sup>TH</sup> SEASON AS A HEAD COACH

Dana Dimel was named the 26th head coach in UTEP football history by Director of Athletics Jim Senter on Dec. 6, 2017. He enters his fifth season as UTEP head coach and his 11th season overall as a head coach in 2022.

His first three seasons were all about laying the foundation for the revival of UTEP Football. The Miners experienced a wealth of success, finishing the campaign with a 7-6 overall record in 2021 – the first winning season in seven years. UTEP advanced to the PUBG MOBILE New Mexico Bowl against Mountain West program Fresno State. Wide receiver Jacob Cowing and defensive end Praise Amaewhule were selected as first team All-Conference USA performers, while linebacker Breon Hayward was selected second team All-C-USA.

The Miners opened the campaign with a convincing victory at NM State, defeating the Aggies 30-3. The triumph halted a three-game losing streak against the I-10 rival. UTEP proceeded to a 2-0 record after beating Bethune-Cookman, 38-28, in the Sun Bowl. After a setback at Boise State, the Miners went a four-game winning streak – defeating New Mexico (20-13), Old Dominion (28-21), Southern Miss (26-14) and LA Tech (19-3). The victory against the Bulldogs was the first for the Miners since 2004, and first win against LA Tech in El Paso since 1939. The Miners' 6-1 start was the first since 2005. UTEP won game no. 7 on 'Senior Day' against Rice, 38-28, to clinch a winning campaign.

The Miners averaged 392.0 yards of total offense in 2021, the most since the 2009 season and second most in program history.

UTEP averaged over 140 yards on the ground, led by Ronald Awatt's 844 yards and six scores. Deion Hankins also rushed for six touchdowns in 2021, while gaining 458 yards.

The Miners averaged 252.5 yards passing per game, led by Gavin Hardison. The redshirt junior QB ranked third in Conference USA in passing yards per game (247.9), while tossing for 18 scores and 3,217 yards (fifth-most passing yards during a single season in program history). He was named honorable mention All-C-USA. Hardison was the first UTEP signal caller since 2009 to throw for over 3,000 yards in a season, while his TD tosses were the most since 2010. UTEP liked to air it out, ranking first in C-USA and third nationally in passing yards per completion (16.4).

Hardison played behind an O-line that ranked tied for third in Conference USA in sacks allowed per game (1.46), while ranking tied for 21st nationally.

Cowing had a prolific 2021 season. His career-high 1,354 yards receiving ranked second on the program's single-season list, while he also became the first Miner since 2010 to gain over 1,000 yards. Cowing's eight 100-yard games were the most by a Miner since 1965. Cowing added seven receiving touchdowns and a 53-yard rushing score.

Justin Garrett also produced career numbers during the 2021 campaign. He set career bests in re-

ceiving yards (685), receptions (50), yards per catch (13.7) and touchdowns (four) in his final season at UTEP.

Tyrin Smith, UTEP's third option at WR, put up solid numbers. The transfer from Cisco College gained 570 yards on 33 receptions (17.3 avg.) and found pay dirt four times in his first season as a Miner.

UTEP's starting tight end Trent Thompson scored four touchdowns, including a 51-yard score at the New Mexico Bowl. Thompson caught nine passes for 133 yards during the season.

Rey Flores, an El Paso product from Ysleta High School, gained 334 all-purpose yards. The running back/wide receiver rushed for 130 yards and tallied 204 receiving yards on 13 catches (15.7 avg.). He added a two-point conversion at UAB.

UTEP ranked 18th nationally in time of possession (31:51). The Miners' red zone offense (85.0 percent) ranked third in C-USA.

UTEP ranked second in Conference USA in total defense (348.8) – the highest ranking in total defense in 12 seasons. The Miners ranked fourth in the league in scoring defense (25.2), their highest standing since 2012, while it was the fewest points yielded by a UTEP defense since 2004 (25.1 avg.). The Miners' rushing defense (138.6 ypg) ranked fifth in C-USA, while their third-down conversion percentage defense (32.6) ranked second in C-USA and 12th nationally.

UTEP's defense harassed signal callers with 25 sacks during the 2021 season, the most since 2014. Jadrian Taylor, a 2021 honorable mention All-Conference USA defensive end, led the Miners with 6.5 sacks, and ranked sixth in C-USA. Amaewhule tallied 5.5 sacks to rank second on the squad. Amaewhule, who was named first team All-C-USA, also led the Miners in tackles for loss (13.0), quarterback hurries (10) and forced fumbles (three).

The Miners' passing defense ranked third in C-USA, giving up only 210.0 yards per game. It was the highest ranking by a UTEP pass defense since 2016. UTEP picked off eight passes, the most since 2014. Dyvonne Inyang led the squad with three interceptions, while Dennis Barnes picked off two passes. Both were named honorable mention All-C-USA.

A pair of UTEP linebackers tallied over 100 tackles each. Hayward (108 tackles) and Tyrice Knight (102 tackles) accomplished the feat for the first time since the 2005 season. Hayward added a defensive touchdown at Southern Miss on a fumble forced by Amaewhule.

Defensive tackles Keenan Stewart and Kelton Moss were tabbed honorable mention All-C-USA after combining for 58 tackles, 8.0 tackles for loss and a QB hurry each. Stewart registered 2.0 sacks on the season while Moss recorded a key fumble recovery during UTEP's come-from-behind win against rival New Mexico.

In 2020, the Miners began to see results, as they tripled their win total while putting a much more talented and competitive product on the field. Two

Miners -- Amaewhule and Cowing -- earned second team All-League honors, and two others -- offensive lineman Jeremiah Byers and running back Hankins -- were tabbed to the C-USA All-Freshman Team. Amaewhule ranked second in C-USA and 13th nationally in sacks (0.88 per game), and Cowing was second in C-USA in receiving yards per game (86.4). Hankins set UTEP freshman records for rushing yards (592) and rushing touchdowns (nine). He was third in C-USA in rushing touchdowns, and fifth in rushing yards per game (84.6).

A trio of talented underclassmen -- Cowing, Hankins and Hardison (1,419 yards passing in seven games) -- spearheaded the Miner offense in 2020, while Garrett chipped in with 38 catches for 510 yards. Meanwhile, the UTEP defense was also vastly improved from 2019, as Amaewhule led a unit that produced 47 tackles for losses and 13 sacks in the shortened campaign.

In 2019, Cowing led all Conference USA freshmen with 550 receiving yards. Cowing and Garrett both came on strong to conclude the campaign with 441 and 370 receiving yards respectively over the final six games. Cowing wasn't the only true freshman to make his mark in C-USA in 2019. Amaewhule was tabbed to the league's All-Freshman Team after tying for the team lead in tackles for losses (5.5) and sacks (three).

In 2018, Dimel led the Miners to their first victory in two years -- a 34-26 triumph at Rice. Dimel's first UTEP team featured second team All-Conference USA graduate transfer linebacker A.J. Hotchkins, who tied for the league lead with 126 tackles and finished 17th nationally in tackles per game (10.5). The 2019 Miners had two second team All-Conference performers in senior defensive end Denzel Chukwukelu, who tied for the team lead in tackles for losses (5.5) and sacks (three), and senior center Derron Gatewood, who made a productive return to the starting lineup after missing the entire 2018 campaign due to injury.

Numerous Miners have garnered honorable mention All-Conference USA accolades under Dimel, including defensive back Nik Needham in 2018. Needham finished his career as UTEP's all-time leader in pass breakups (33) and is currently with the Miami Dolphins.

Dimel was previously the head coach at the University of Wyoming and the University of Houston. He served as the offensive coordinator, running backs coach and tight ends coach at his alma mater, Kansas State University, from 2009-17. He also spent three seasons on the staff at the University of Arizona.

Dimel completed his third tour of duty with the Wildcats, including a year (2005) continuing work on his graduate degree. Working under legendary coach Bill Snyder, he was a part of 12 bowl teams during 19 seasons in Manhattan. The Wildcats posted an 11-win season (2012), two 10-win campaigns (1995, 2011) and five nine-win seasons (1993, 1994, 1996,

# UTEP HEAD COACH

2014, 2016) during that span, and finished in the top-18 of the national poll on three occasions (2011, 2012, 2014). They won the Big 12 championship in 2012.

Dimel compiled the most wins of any active offensive coordinator in college football from 2011-17 (61), and was a part of eight straight bowl appearances including in 2017. The 2016 Wildcats defeated Texas, Texas A&M, Texas Tech, Baylor and TCU. With Dimel calling the plays over seven seasons, the Wildcats averaged 33.4 points per game and 6.2 yards per play. They ranked third nationally in fewest turnovers per game behind LSU and Alabama from 2011-17.

During Dimel's tenure as offensive coordinator, Kansas State routinely ranked among the nation's best teams in red zone and third down efficiency. In 2016, Kansas State rated 10th in the country in red zone offense and 22nd in third down conversions behind a rushing attack that rated third-best in the Wildcat record book (3,013 yards).

In 2014, Kansas State led the nation in scoring efficiency (scoring drives/total drives), while the Wildcats ranked 11th in the country in team passing efficiency, 14th in red zone offense, 16th in passing offense and 24th in scoring offense. K-State was also 25th in third down conversions and 12th in fourth down conversions while shattering the school record for passing yards (3,736) and completion percentage (65.3). The Wildcats tallied 5,481 yards of offense (fourth in the school record book) and 465 points (sixth).

Dimel's play calling helped wide receiver Tyler Lockett leave K-State with the school's career receptions, receiving yards and receiving touchdown records, while quarterback Jake Waters broke the school marks for single-season passing yards (3,501) and total offensive yards (3,985).

Dimel's units found success again in 2013 as K-State rated eighth nationally in yards per completion and 13th in passing efficiency, while the Wildcats ranked fifth and third in school history in those respective categories. One of the best offenses in the nation on third downs (No. 13) and inside the red zone (No. 27), K-State ranked in the top-10 in school history in yards per play (second), total yards (fifth), passing yards (fifth) and points (eighth). John Hubert concluded his career as the Wildcats' no. 2 all-time leading rusher with 2,993 yards.

The 2012 season was another banner year on offense as Dimel co-coordinated an offense that finished in the top-25 nationally in nearly 10 categories, including a ninth-place ranking in yards per attempt, 11th in scoring offense and 13th in yards per completion. That year Dimel coached Heisman Trophy finalist Collin Klein, who passed for 2,641 yards and 16 touchdowns while rushing for 920 yards and 23 scores.

In 2011, Dimel led a rushing offense that saw Klein set a new Big 12 record and NCAA record by a quarterback with 27 rushing touchdowns while surpassing the 1,000-yard rushing mark on the season.

In 2010, the Wildcat offense ranked third in the Big 12 and in the top-25 nationally at 33.6 points per game. K-State was also ranked among the top-10 teams in the country in total red zone efficiency and No. 1 in touchdown percentage in the red zone.

In 2009 and 2010, Dimel had the charge of molding a former community college quarterback into a physical running back in the Big 12 Conference. That player was Daniel Thomas, and 2,850 yards and 30 touchdowns later, Thomas left Kansas State as a two-time Big 12 rushing champion, an All-American and the school's no. 3 all-time rusher.

Dimel started his career at K-State as a graduate assistant from 1987-88 prior to being elevated to offensive line coach in 1989. He took over as offensive coordinator in 1995. Overall Dimel spent 10 seasons in Manhattan (1987-96) prior to accepting the head coaching position at Wyoming. At the time of his hire, he was the youngest Division I-A head coach in the nation at the age of 34.

Wyoming's three seasons at Wyoming (1997-99) produced a record of 22-13, with one eight-win sea-

son (1998, 8-3) and two seven-win campaigns (1997, 7-6 and 1999, 7-4). The Cowboys posted a combined conference mark of 14-9 while splitting time in the Western Athletic Conference (1997-98) and the Mountain West Conference (1999). In 1998, Wyoming was 6-2 in the WAC's Mountain Division, good for a second-place finish. Dimel coached three Academic All-Americans at Wyoming.

Dimel spent 2000-02 as the head coach at Houston. Spearheading a major rebuilding effort, he led the Cougars to five wins in 2002 following a 0-11 campaign in 2001. In Dimel's final game with the Cougars, Houston upset conference champion Louisville. Dimel brought in the top-ranked recruiting class in Conference USA in both 2001 and 2002 and coached Joffrey Reynolds, who broke the C-USA season rushing record with 1,545 yards.

He continued work on his graduate degree at Kansas State in 2005 prior to taking over as Arizona's tight ends coach and, eventually, run game coordinator from 2006-08. In 2008, he added running backs to his list of responsibilities as he was promoted to Associate Head Coach with the Wildcats. The 2008 Arizona squad finished 8-5 while posting a bowl victory (Las Vegas Bowl) for the first time in 10 years. Among Dimel's protégés at Arizona was Rob Gronkowski, who emerged as one of the top tight ends in NFL history with the New England Patriots.

During his initial tenure at K-State, Dimel coordinated an offense that established school records for touchdowns, points and yards in 1995. He mentored 11 offensive linemen who went on to sign NFL contracts over those 10 years, while he was also instrumental in developing All-Americans Barrett Brooks, Jim Hmielewski and Quentin Neujahr.

During his career as a head or assistant coach, Dimel has coached 37 players who have gone on to play in the NFL.

Dimel was a two-year letterman as an offensive lineman at Kansas State. He was a member of the Wildcats' All-Decade Team for the 1980's. He signed a free agent contract with the Minnesota Vikings and attended training camp in 1987.

He received a Bachelor of Arts degree in Marketing from Kansas State in 1986.

Dimel and his wife, Julie, have a son, Winston and a daughter, Josey. His son was a graduate transfer fullback on the UTEP foot-ball team in 2018. He previously played at Kansas State, scoring 25 touchdowns and earning All-Big 12 honors three times. Winston is currently an Offensive Graduate Assistant with the Miners.

## DIMEL FILE

### Personal

**Hometown:** Columbus, Ohio

### Education

**College:** Kansas State

### Playing Experience

**1983-84:** Hutchinson CC

**1985-86:** Kansas State

### Coaching Experience

**2018-Present:** UTEP

Head Coach

**2011-17:** Kansas State

Co-Offensive Coordinator

**2009-10:** Kansas State

Co-Offensive Line Coordinator

**2007-08:** Arizona

Assistant Head Coach

**2006:** Arizona

Assistant Coach

**2000-02:** Houston

Head Coach

**1997-99:** Wyoming

Head Coach

**1995-96:** Kansas State

Offensive Coordinator

**1993-94:** Kansas State

Run Game Coordinator

**1989-92:** Kansas State

Assistant Coach

**1987-88:** Kansas State

Graduate Assistant



# 2022 STATISTICS

|                                    | UTEP                | OPP                |
|------------------------------------|---------------------|--------------------|
| <b>Scoring</b>                     | <b>192</b>          | <b>247</b>         |
| Points per game                    | 21.3                | 27.4               |
| Points Off Turnovers               | 31                  | 58                 |
| <b>First Downs</b>                 | <b>182</b>          | <b>180</b>         |
| Rushing                            | 73                  | 75                 |
| Passing                            | 94                  | 83                 |
| Penalty                            | 15                  | 22                 |
| <b>Rushing Yardage</b>             | <b>1264</b>         | <b>1373</b>        |
| Yards gained rushing               | 1502                | 1586               |
| Yards lost rushing                 | 238                 | 213                |
| Rushing attempts                   | 325                 | 316                |
| Average per rush                   | 3.9                 | 4.3                |
| Average per game                   | 140.4               | 152.6              |
| TDs Rushing                        | 7                   | 11                 |
| <b>Passing Yardage</b>             | <b>2018</b>         | <b>1826</b>        |
| Comp-Att-Int                       | 163-309-10          | 137-242-3          |
| Average per pass                   | 6.5                 | 7.5                |
| Average per catch                  | 12.4                | 13.3               |
| Average per game                   | 224.2               | 202.9              |
| TDs Passing                        | 10                  | 18                 |
| <b>Total offense</b>               | <b>3282</b>         | <b>3199</b>        |
| Total plays                        | 634                 | 558                |
| Average per play                   | 5.2                 | 5.7                |
| Average per game                   | 364.7               | 355.4              |
| <b>Kick returns: #-Yards</b>       | <b>15-258</b>       | <b>13-278</b>      |
| <b>Punt returns: #-Yards</b>       | <b>15-96</b>        | <b>13-84</b>       |
| <b>Int returns: #-Yards</b>        | <b>3--2</b>         | <b>10-151</b>      |
| <b>Kick return average</b>         | <b>17.2</b>         | <b>21.4</b>        |
| <b>Punt return average</b>         | <b>6.4</b>          | <b>6.5</b>         |
| <b>Int return average</b>          | <b>-0.7</b>         | <b>15.1</b>        |
| <b>Fumbles-Lost</b>                | <b>15-8</b>         | <b>18-10</b>       |
| <b>Penalties-Yards</b>             | <b>60-550</b>       | <b>56-507</b>      |
| Average per game                   | 61.1                | 56.3               |
| <b>Punts-Yards</b>                 | <b>35-1538</b>      | <b>39-1654</b>     |
| Average per punt                   | 43.9                | 42.4               |
| Net punt average                   | 39.5                | 38.4               |
| <b>Kickoffs-Yards</b>              | <b>43-2755</b>      | <b>49-3137</b>     |
| Average per kick                   | 64.1                | 64.0               |
| Net kick average                   | 41.0                | 41.4               |
| <b>Time of possession / game</b>   | <b>32:53</b>        | <b>26:41</b>       |
| <b>3rd-down conversion</b>         | <b>45/127</b>       | <b>36/106</b>      |
| 3rd-down pct                       | 35%                 | 34%                |
| <b>4rd-down conversion</b>         | <b>15/27</b>        | <b>9/12</b>        |
| 4rd-down pct                       | 56%                 | 75%                |
| <b>Sacks by-Yards</b>              | <b>20-130</b>       | <b>22-190</b>      |
| <b>Misc Yards</b>                  | <b>0</b>            | <b>0</b>           |
| <b>Touchdowns scored</b>           | <b>20</b>           | <b>32</b>          |
| <b>Field goals - attempts</b>      | <b>17-18</b>        | <b>8-13</b>        |
| <b>On-Side kicks</b>               | <b>0-0</b>          | <b>0-0</b>         |
| <b>Red-zone scores</b>             | <b>(22-27) 81%</b>  | <b>(28-36) 78%</b> |
| <b>Red-zone touchdowns</b>         | <b>(10-27) 37%</b>  | <b>(22-36) 61%</b> |
| <b>PAT-attempts</b>                | <b>(19-19) 100%</b> | <b>(29-31) 94%</b> |
| <b>2-point conversion-attempts</b> | <b>(1-1) 100%</b>   | <b>(1-1) 100%</b>  |
| <b>Attendance</b>                  | <b>104046</b>       | <b>124364</b>      |
| Games / Avg per game               | 5/20809             | 4/31091            |
| Neutral site games                 | -                   | 0/0                |

**Score by Periods**

| Team      | 1st | 2nd | 3rd | 4th | OT | TOT |
|-----------|-----|-----|-----|-----|----|-----|
| UTEP      | 16  | 87  | 31  | 58  | 0  | 192 |
| Opponents | 71  | 48  | 69  | 59  | 0  | 247 |

# 2022 STATISTICS

## Rushing

| Player               | gp       | att        | gain        | loss       | net         | avg        | td        | lg        | avg/g        |
|----------------------|----------|------------|-------------|------------|-------------|------------|-----------|-----------|--------------|
| Deion Hankins        | 9        | 110        | 555         | 8          | 547         | 5.0        | 2         | 72        | 60.8         |
| Ronald Awatt         | 9        | 124        | 558         | 20         | 538         | 4.3        | 2         | 36        | 59.8         |
| Reynaldo Flores      | 9        | 12         | 66          | 0          | 66          | 5.5        | 2         | 19        | 7.3          |
| Gavin Hardison       | 9        | 60         | 253         | 188        | 65          | 1.1        | 1         | 29        | 7.2          |
| Tyrin Smith          | 9        | 3          | 34          | 0          | 34          | 11.3       | 0         | 15        | 3.8          |
| Walter Dawn Jr.      | 8        | 1          | 9           | 0          | 9           | 9.0        | 0         | 9         | 1.1          |
| Cartraven Walker     | 2        | 2          | 9           | 0          | 9           | 4.5        | 0         | 7         | 4.5          |
| Calvin Brownholtz    | 7        | 6          | 13          | 8          | 5           | 0.8        | 0         | 8         | 0.7          |
| Torrance Burgess Jr. | 1        | 1          | 5           | 0          | 5           | 5.0        | 0         | 5         | 5.0          |
| Kelly Akharaiyi      | 9        | 1          | 0           | 6          | -6          | -6.0       | 0         | 0         | -0.7         |
| Team                 | 9        | 5          | 0           | 8          | -8          | -1.6       | 0         | 0         | -0.9         |
| <b>Total</b>         | <b>9</b> | <b>325</b> | <b>1502</b> | <b>238</b> | <b>1264</b> | <b>3.9</b> | <b>7</b>  | <b>72</b> | <b>140.4</b> |
| <b>Opponents</b>     | <b>9</b> | <b>316</b> | <b>1586</b> | <b>213</b> | <b>1373</b> | <b>4.3</b> | <b>11</b> | <b>46</b> | <b>152.6</b> |

## Passing

| Player            | gp       | effc         | comp-att-int      | pct         | yds         | td        | lg        | avg/g        |
|-------------------|----------|--------------|-------------------|-------------|-------------|-----------|-----------|--------------|
| Gavin Hardison    | 9        | 113.1        | 156-297-8         | 52.5        | 1941        | 10        | 76        | 215.7        |
| Calvin Brownholtz | 7        | 86.1         | 7-11-2            | 63.6        | 77          | 0         | 19        | 11.0         |
| Team              | 9        | 0.0          | 0-1-0             | 0.0         | 0           | 0         | 0         | 0.0          |
| <b>Total</b>      | <b>9</b> | <b>111.8</b> | <b>163-309-10</b> | <b>52.8</b> | <b>2018</b> | <b>10</b> | <b>76</b> | <b>224.2</b> |
| <b>Opponents</b>  | <b>9</b> | <b>142.1</b> | <b>137-242-3</b>  | <b>56.6</b> | <b>1826</b> | <b>18</b> | <b>75</b> | <b>202.9</b> |

## Receiving

| Player           | gp       | no.        | yds         | avg         | td        | lg        | avg/g        |
|------------------|----------|------------|-------------|-------------|-----------|-----------|--------------|
| Tyrin Smith      | 9        | 56         | 803         | 14.3        | 5         | 76        | 89.2         |
| Reynaldo Flores  | 9        | 42         | 472         | 11.2        | 1         | 38        | 52.4         |
| Kelly Akharaiyi  | 9        | 15         | 138         | 9.2         | 0         | 23        | 15.3         |
| Jeremiah Ballard | 9        | 10         | 118         | 11.8        | 1         | 42        | 13.1         |
| James Tupou      | 9        | 7          | 98          | 14.0        | 0         | 24        | 10.9         |
| Walter Dawn Jr.  | 8        | 6          | 30          | 5.0         | 0         | 15        | 3.8          |
| Ronald Awatt     | 9        | 6          | 76          | 12.7        | 0         | 34        | 8.4          |
| Trent Thompson   | 9        | 6          | 99          | 16.5        | 2         | 44        | 11.0         |
| Deion Hankins    | 9        | 4          | 42          | 10.5        | 0         | 16        | 4.7          |
| Jostein Clarke   | 3        | 4          | 28          | 7.0         | 0         | 13        | 9.3          |
| Marcus Bellon    | 9        | 4          | 73          | 18.3        | 1         | 52        | 8.1          |
| Zach Fryar       | 9        | 2          | 20          | 10.0        | 0         | 15        | 2.2          |
| Luke Soto        | 7        | 1          | 21          | 21.0        | 0         | 21        | 3.0          |
| <b>Total</b>     | <b>9</b> | <b>163</b> | <b>2018</b> | <b>12.4</b> | <b>10</b> | <b>76</b> | <b>224.2</b> |
| <b>Opponents</b> | <b>9</b> | <b>137</b> | <b>1826</b> | <b>13.3</b> | <b>18</b> | <b>75</b> | <b>202.9</b> |

## Punt Returns

| Player           | no.       | yds       | avg        | td       | lg        |
|------------------|-----------|-----------|------------|----------|-----------|
| Marcus Bellon    | 15        | 96        | 6.4        | 1        | 47        |
| <b>Total</b>     | <b>15</b> | <b>96</b> | <b>6.4</b> | <b>1</b> | <b>47</b> |
| <b>Opponents</b> | <b>13</b> | <b>84</b> | <b>6.5</b> | <b>0</b> | <b>24</b> |

## Interceptions

| Player           | no.       | yds        | avg         | td       | lg        |
|------------------|-----------|------------|-------------|----------|-----------|
| Ty'Reke James    | 1         | 0          | 0.0         | 0        | 0         |
| Tyrice Knight    | 1         | -2         | -2.0        | 0        | 0         |
| Ilijah Johnson   | 1         | 0          | 0.0         | 0        | 0         |
| <b>Total</b>     | <b>3</b>  | <b>-2</b>  | <b>-0.7</b> | <b>0</b> | <b>0</b>  |
| <b>Opponents</b> | <b>10</b> | <b>151</b> | <b>15.1</b> | <b>3</b> | <b>72</b> |

## Kick Returns

| Player           | no.       | yds        | avg         | td       | lg        |
|------------------|-----------|------------|-------------|----------|-----------|
| Walter Dawn Jr.  | 9         | 161        | 17.9        | 0        | 32        |
| Marcus Bellon    | 4         | 70         | 17.5        | 0        | 20        |
| Reynaldo Flores  | 1         | 18         | 18.0        | 0        | 18        |
| Tyrin Smith      | 1         | 9          | 9.0         | 0        | 9         |
| <b>Total</b>     | <b>15</b> | <b>258</b> | <b>17.2</b> | <b>0</b> | <b>32</b> |
| <b>Opponents</b> | <b>13</b> | <b>278</b> | <b>21.4</b> | <b>0</b> | <b>31</b> |

## Fumble Returns

| Player           | no.       | yds        | avg         | td       | lg         |
|------------------|-----------|------------|-------------|----------|------------|
| Praise Amaewhule | 1         | 0          | 0.0         | 0        | 0          |
| Cal Wallerstedt  | 1         | 0          | 0.0         | 0        | 0          |
| Ty'Reke James    | 1         | 26         | 26.0        | 0        | 26         |
| Tyrice Knight    | 1         | 13         | 13.0        | 1        | 13         |
| Jadrian Taylor   | 1         | 100        | 100.0       | 1        | 100        |
| Deylon Williams  | 1         | 0          | 0.0         | 0        | 0          |
| Keenan Stewart   | 1         | 0          | 0.0         | 0        | 0          |
| James Neal       | 1         | 0          | 0.0         | 0        | 0          |
| Tevita Tafuna    | 1         | 0          | 0.0         | 0        | 0          |
| Josiah Allen     | 1         | 4          | 4.0         | 0        | 4          |
| <b>Total</b>     | <b>10</b> | <b>143</b> | <b>14.3</b> | <b>2</b> | <b>100</b> |
| <b>Opponents</b> | <b>8</b>  | <b>4</b>   | <b>0.5</b>  | <b>0</b> | <b>4</b>   |

# 2022 STATISTICS

## Scoring

| Player           | td        | fg           | PAT          |          |          |          |          |          | pts        |
|------------------|-----------|--------------|--------------|----------|----------|----------|----------|----------|------------|
|                  |           |              | kick         | rush     | rcv      | pass     | dxp      | saf      |            |
| Gavin Baechle    | -         | 17-18        | 19-19        | -        | -        | -        | -        | -        | 70         |
| Tyrin Smith      | 5         | -            | -            | -        | -        | -        | -        | -        | 30         |
| Reynaldo Flores  | 3         | -            | -            | -        | -        | -        | -        | -        | 18         |
| Trent Thompson   | 2         | -            | -            | -        | 1        | -        | -        | -        | 14         |
| Ronald Awatt     | 2         | -            | -            | -        | -        | -        | -        | -        | 12         |
| Deion Hankins    | 2         | -            | -            | -        | -        | -        | -        | -        | 12         |
| Marcus Bellon    | 2         | -            | -            | -        | -        | -        | -        | -        | 12         |
| Gavin Hardison   | 1         | -            | -            | -        | -        | 1        | -        | -        | 6          |
| Tyrice Knight    | 1         | -            | -            | -        | -        | -        | -        | -        | 6          |
| Jadrian Taylor   | 1         | -            | -            | -        | -        | -        | -        | -        | 6          |
| Jeremiah Ballard | 1         | -            | -            | -        | -        | -        | -        | -        | 6          |
| <b>Total</b>     | <b>20</b> | <b>17-18</b> | <b>19-19</b> | <b>0</b> | <b>1</b> | <b>1</b> | <b>0</b> | <b>0</b> | <b>192</b> |
| <b>Opponents</b> | <b>32</b> | <b>8-13</b>  | <b>29-31</b> | <b>0</b> | <b>1</b> | <b>1</b> | <b>0</b> | <b>0</b> | <b>247</b> |

## Total Offense

| Player               | g        | plays      | rush        | pass        | total       | avg/g        |
|----------------------|----------|------------|-------------|-------------|-------------|--------------|
| Gavin Hardison       | 9        | 357        | 65          | 1941        | 2006        | 222.9        |
| Deion Hankins        | 9        | 110        | 547         | 0           | 547         | 60.8         |
| Ronald Awatt         | 9        | 124        | 538         | 0           | 538         | 59.8         |
| Calvin Brownholtz    | 7        | 17         | 5           | 77          | 82          | 11.7         |
| Reynaldo Flores      | 9        | 12         | 66          | 0           | 66          | 7.3          |
| Tyrin Smith          | 9        | 3          | 34          | 0           | 34          | 3.8          |
| Walter Dawn Jr.      | 8        | 1          | 9           | 0           | 9           | 1.1          |
| Cartraven Walker     | 2        | 2          | 9           | 0           | 9           | 4.5          |
| Torrance Burgess Jr. | 1        | 1          | 5           | 0           | 5           | 5.0          |
| Kelly Akharaiyi      | 9        | 1          | -6          | 0           | -6          | -0.7         |
| Team                 | 9        | 0          | -8          | 0           | -8          | -0.9         |
| <b>Total</b>         | <b>9</b> | <b>634</b> | <b>1264</b> | <b>2018</b> | <b>3282</b> | <b>364.7</b> |
| <b>Opponents</b>     | <b>9</b> | <b>558</b> | <b>1373</b> | <b>1826</b> | <b>3199</b> | <b>355.4</b> |

## Field Goals

| Player           | fg          | pct.        | 01-19      | 20-29      | 30-39      | 40-49      | 50-99      | lg        | blk      |
|------------------|-------------|-------------|------------|------------|------------|------------|------------|-----------|----------|
| Gavin Baechle    | 17-18       | 94.4        | 0-0        | 8-8        | 3-3        | 5-6        | 1-1        | 54        | 0        |
| <b>Opponents</b> | <b>8-13</b> | <b>61.5</b> | <b>0-0</b> | <b>5-5</b> | <b>1-4</b> | <b>0-1</b> | <b>2-3</b> | <b>52</b> | <b>1</b> |

## Punting

| Player           | no.       | yds         | avg         | lg        | tb       | fc        | i20       | 50+      | blk      |
|------------------|-----------|-------------|-------------|-----------|----------|-----------|-----------|----------|----------|
| Joshua Sloan     | 34        | 1517        | 44.6        | 64        | 3        | 11        | 11        | 8        | 0        |
| Team             | 1         | 21          | 21.0        | 0         | 0        | 0         | 0         | 0        | 1        |
| <b>Total</b>     | <b>35</b> | <b>1538</b> | <b>43.9</b> | <b>64</b> | <b>3</b> | <b>11</b> | <b>11</b> | <b>8</b> | <b>1</b> |
| <b>Opponents</b> | <b>39</b> | <b>1654</b> | <b>42.4</b> | <b>60</b> | <b>3</b> | <b>14</b> | <b>14</b> | <b>8</b> | <b>0</b> |

## FG Sequence

| Team Name      | UTEP           | Opponents       |
|----------------|----------------|-----------------|
| North Texas    | 41,(29),(26)   | (28)            |
| Oklahoma       | (48),(54)      | (22)            |
| New Mexico St. | (29),(46)      | 37              |
| New Mexico     | (46)           | 30,(51),(37),31 |
| Boise St.      | (35),(25)      | (24)            |
| Charlotte      | (22),(29)      |                 |
| Louisiana Tech | (31)           | (28),40,(52)    |
| Fla. Atlantic  | (29),(32),(27) | 52              |
| Middle Tenn.   | (47),(47)      | (23)            |

## Kickoffs

| Player           | no.       | yds         | avg         | tb        | ob       | retn      | net         | ydln      |
|------------------|-----------|-------------|-------------|-----------|----------|-----------|-------------|-----------|
| Gavin Baechle    | 43        | 2755        | 64.1        | 28        | 0        |           |             |           |
| <b>Total</b>     | <b>43</b> | <b>2755</b> | <b>64.1</b> | <b>28</b> | <b>0</b> | <b>13</b> | <b>41</b>   | <b>24</b> |
| <b>Opponents</b> | <b>49</b> | <b>3137</b> | <b>64.0</b> | <b>34</b> | <b>0</b> | <b>15</b> | <b>41.4</b> | <b>23</b> |

## All Purpose

| Player               | g        | rush        | rcv         | pr        | kr         | ir         | total       | avg/g        |
|----------------------|----------|-------------|-------------|-----------|------------|------------|-------------|--------------|
| Tyrin Smith          | 9        | 34          | 803         | 0         | 9          | 0          | 846         | 94.0         |
| Ronald Awatt         | 9        | 538         | 76          | 0         | 0          | 0          | 614         | 68.2         |
| Deion Hankins        | 9        | 547         | 42          | 0         | 0          | 0          | 589         | 65.4         |
| Reynaldo Flores      | 9        | 66          | 472         | 0         | 18         | 0          | 556         | 61.8         |
| Marcus Bellon        | 9        | 0           | 73          | 96        | 70         | 0          | 239         | 26.6         |
| Walter Dawn Jr.      | 8        | 9           | 30          | 0         | 161        | 0          | 200         | 25.0         |
| Kelly Akharaiyi      | 9        | -6          | 138         | 0         | 0          | 0          | 132         | 14.7         |
| Jeremiah Ballard     | 9        | 0           | 118         | 0         | 0          | 0          | 118         | 13.1         |
| Trent Thompson       | 9        | 0           | 99          | 0         | 0          | 0          | 99          | 11.0         |
| James Tupou          | 9        | 0           | 98          | 0         | 0          | 0          | 98          | 10.9         |
| Gavin Hardison       | 9        | 65          | 0           | 0         | 0          | 0          | 65          | 7.2          |
| Jostein Clarke       | 3        | 0           | 28          | 0         | 0          | 0          | 28          | 9.3          |
| Luke Soto            | 7        | 0           | 21          | 0         | 0          | 0          | 21          | 3.0          |
| Zach Fryar           | 9        | 0           | 20          | 0         | 0          | 0          | 20          | 2.2          |
| Cartraven Walker     | 2        | 9           | 0           | 0         | 0          | 0          | 9           | 4.5          |
| Calvin Brownholtz    | 7        | 5           | 0           | 0         | 0          | 0          | 5           | 0.7          |
| Torrance Burgess Jr. | 1        | 5           | 0           | 0         | 0          | 0          | 5           | 5.0          |
| Tyrice Knight        | 9        | 0           | 0           | 0         | 0          | -2         | -2          | -0.2         |
| Team                 | 9        | -8          | 0           | 0         | 0          | 0          | -8          | -0.9         |
| <b>Total</b>         | <b>9</b> | <b>1264</b> | <b>2018</b> | <b>96</b> | <b>258</b> | <b>-2</b>  | <b>3634</b> | <b>403.8</b> |
| <b>Opponents</b>     | <b>9</b> | <b>1373</b> | <b>1826</b> | <b>84</b> | <b>278</b> | <b>151</b> | <b>3712</b> | <b>412.4</b> |

# 2022 STATISTICS

| ## | Player               | gp       | Tackles    |            |            |               | tfl/yds       | Sacks       | Pass defense |           |               | Fumbles   |          | blkd     |  |
|----|----------------------|----------|------------|------------|------------|---------------|---------------|-------------|--------------|-----------|---------------|-----------|----------|----------|--|
|    |                      |          | ua         | a          | tot        | no-yds        |               | int-yds     | brup         | qbh       | fr-yds        | ff        | kick     | saf      |  |
| 10 | Tyrice Knight        | 9        | 40         | 33         | 73         | 6-21          | 1-9           | 1-2         | 4            | 3         | 1-13          | 2         | .        | .        |  |
| 2  | Kobe Hylton          | 9        | 42         | 28         | 70         | 8-17          | 0.5-4         | .           | 1            | 5         | .             | 2         | 1        | .        |  |
| 30 | Cal Wallerstedt      | 9        | 23         | 46         | 69         | 9.5-29        | 5.5-24        | .           | 1            | 2         | 1-0           | 1         | .        | .        |  |
| 3  | Ty'Reke James        | 9        | 17         | 21         | 38         | 2.5-7         | .             | 1-0         | 1            | 1         | 1-26          | 1         | .        | .        |  |
| 13 | Dennis Barnes        | 9        | 21         | 13         | 34         | 2-3           | .             | .           | 5            | 1         | .             | .         | 1        | .        |  |
| 11 | Jadrian Taylor       | 9        | 17         | 15         | 32         | 10-66         | 8-63          | .           | 3            | 3         | 1-100         | 2         | .        | .        |  |
| 9  | Latrez Shelton       | 9        | 18         | 13         | 31         | .             | .             | .           | 4            | 1         | .             | 1         | .        | .        |  |
| 7  | Kelton Moss          | 8        | 5          | 18         | 23         | 0.5-1         | .             | .           | .            | 3         | .             | .         | .        | .        |  |
| 54 | Keenan Stewart       | 9        | 4          | 17         | 21         | 3-4           | .             | .           | .            | 7         | 1-0           | .         | 1        | .        |  |
| 23 | Praise Amaewhule     | 9        | 8          | 11         | 19         | 4.5-17        | 1-10          | .           | 1            | 7         | 1-0           | 1         | .        | .        |  |
| 21 | Justin Prince        | 3        | 11         | 5          | 16         | 1.5-1         | .             | .           | .            | 1         | .             | .         | .        | .        |  |
| 32 | Ilijah Johnson       | 9        | 6          | 8          | 14         | 1.5-2         | .             | 1-0         | 6            | .         | .             | 1         | .        | .        |  |
| 0  | Maurice Westmoreland | 9        | 3          | 11         | 14         | .             | .             | .           | .            | 1         | .             | .         | .        | .        |  |
| 48 | Blake Thompson       | 8        | 3          | 10         | 13         | .             | .             | .           | 1            | .         | .             | .         | .        | .        |  |
| 15 | Bryton Thompson      | 9        | 5          | 8          | 13         | 4-19          | 3.5-17        | .           | .            | .         | .             | 1         | .        | .        |  |
| 5  | James Neal           | 4        | 5          | 7          | 12         | .             | .             | .           | .            | .         | 1-0           | .         | .        | .        |  |
| 22 | Josiah Allen         | 8        | 9          | 3          | 12         | 0.5-3         | .             | .           | .            | .         | 1-4           | .         | .        | .        |  |
| 50 | Tevita Tafuna        | 9        | 1          | 10         | 11         | 1-4           | .             | .           | 1            | .         | 1-0           | .         | .        | .        |  |
| 42 | Deylon Williams      | 9        | 4          | 4          | 8          | 0.5-1         | .             | .           | .            | 1         | 1-0           | .         | .        | .        |  |
| 1  | Tyson Wilson         | 9        | 2          | 5          | 7          | .             | .             | .           | .            | .         | .             | .         | .        | .        |  |
| 28 | Darius Baptist       | 8        | 3          | 4          | 7          | .             | .             | .           | .            | .         | .             | 1         | .        | .        |  |
| 24 | McKel Broussard      | 7        | 3          | 3          | 6          | .             | .             | .           | .            | .         | .             | .         | .        | .        |  |
| 94 | Jalen Rudolph        | 5        | 2          | 4          | 6          | 1.5-4         | .             | .           | .            | .         | .             | .         | .        | .        |  |
| 12 | Trejon Hugue         | 6        | 2          | 4          | 6          | .             | .             | .           | .            | .         | .             | .         | .        | .        |  |
| 4  | Jerome Wilson Jr.    | 2        | 3          | 3          | 6          | .             | .             | .           | .            | 1         | .             | .         | .        | .        |  |
| 19 | Deshaun Trotter      | 8        | 3          | 2          | 5          | .             | .             | .           | .            | .         | .             | .         | .        | .        |  |
| 99 | Sione Tonga'uuiha    | 8        | 1          | 3          | 4          | 1-4           | 0.5-3         | .           | .            | .         | .             | .         | .        | .        |  |
| 43 | Osaiasi Taueli       | 8        | 2          | 1          | 3          | .             | .             | .           | .            | .         | .             | .         | .        | .        |  |
| 6  | Gary Theard          | 2        | .          | 2          | 2          | 0.5-4         | .             | .           | .            | .         | .             | .         | .        | .        |  |
| 16 | Tyler Williams       | 9        | 1          | 1          | 2          | .             | .             | .           | .            | .         | .             | .         | .        | .        |  |
| 35 | Brady Wolfe          | 6        | 1          | .          | 1          | .             | .             | .           | .            | .         | .             | .         | .        | .        |  |
| 25 | Joe Hagopian         | 6        | .          | 1          | 1          | .             | .             | .           | .            | .         | .             | .         | .        | .        |  |
| 84 | Luke Soto            | 7        | 1          | .          | 1          | .             | .             | .           | .            | .         | .             | .         | .        | .        |  |
| 66 | Justin Mayers        | 9        | 1          | .          | 1          | .             | .             | .           | .            | .         | .             | .         | .        | .        |  |
| 18 | John Burris III      | 4        | 1          | .          | 1          | .             | .             | .           | .            | .         | .             | .         | .        | .        |  |
| 54 | Steven Hubbard       | 8        | .          | 1          | 1          | .             | .             | .           | .            | .         | .             | .         | .        | .        |  |
| 37 | Angelo Tejada        | 9        | .          | 1          | 1          | .             | .             | .           | .            | .         | .             | .         | .        | .        |  |
| 45 | Trent Thompson       | 9        | 1          | .          | 1          | .             | .             | .           | .            | .         | .             | .         | .        | .        |  |
| 27 | Davis Burns          | 9        | 1          | .          | 1          | .             | .             | .           | .            | .         | .             | .         | .        | .        |  |
|    | <b>Totals</b>        | <b>9</b> | <b>270</b> | <b>316</b> | <b>586</b> | <b>58-207</b> | <b>20-130</b> | <b>3--2</b> | <b>28</b>    | <b>37</b> | <b>10-143</b> | <b>13</b> | <b>3</b> | <b>0</b> |  |
|    | Opponents            | 9        | 300        | 334        | 634        | 40-235        | 22-190        | 10-151      | 38           | 37        | 8-4           | 9         | 1        | 0        |  |

# 2022 START CHART

## OFFENSE

| OPPONENT                      | LT       | LG     | C      | RG    | RT    | WR     | WR    | TE/WR/RB | TE/FB/WR  | RB    | QB       |
|-------------------------------|----------|--------|--------|-------|-------|--------|-------|----------|-----------|-------|----------|
| North Texas*                  | Z. Henry | Mayers | Meyer  | Klein | Byers | Flores | Smith | Dawn Jr. | Akharaiyi | Awatt | Hardison |
| at Oklahoma                   | Z. Henry | Mayers | Meyer  | Klein | Byers | Flores | Smith | Dawn Jr. | Akharaiyi | Awatt | Hardison |
| NM State                      | Hubbard  | Mayers | Mervin | Klein | Byers | Flores | Smith | Tupou    | Akharaiyi | Awatt | Hardison |
| at New Mexico                 | Hubbard  | Mayers | Meyer  | Klein | Byers | Flores | Smith | Dawn Jr. | Akharaiyi | Awatt | Hardison |
| Boise State                   | Hubbard  | Mayers | Meyer  | Klein | Byers | Flores | Smith | Tupou    | Ballard   | Awatt | Hardison |
| at Charlotte*                 | Hubbard  | Mayers | Meyer  | Klein | Byers | Flores | Smith | Tupou    | Thompson  | Awatt | Hardison |
| at LA Tech*                   | Hubbard  | Mayers | Meyer  | Klein | Byers | Flores | Smith | Fryar    | Thompson  | Awatt | Hardison |
| Florida Atlantic*             | Hubbard  | Mayers | Meyer  | Klein | Byers | Flores | Smith | Bellon   | Akharaiyi | Awatt | Hardison |
| Middle Tennessee*<br>at Rice* | Hubbard  | Mayers | Meyer  | Klein | Byers | Flores | Smith | Tupou    | Thompson  | Awatt | Hardison |
| FIU*                          |          |        |        |       |       |        |       |          |           |       |          |
| at UTSA*                      |          |        |        |       |       |        |       |          |           |       |          |

## DEFENSE

| OPPONENT                      | DE        | DT      | DT           | DE     | LB     | LB          | CB      | S         | S      | S      | CB      |
|-------------------------------|-----------|---------|--------------|--------|--------|-------------|---------|-----------|--------|--------|---------|
| North Texas*                  | Amaewhule | Stewart | Moss         | Taylor | Knight | Wilson Jr.  | Allen   | Prince    | Hylton | Barnes | Shelton |
| at Oklahoma                   | Amaewhule | Stewart | Moss         | Taylor | Knight | Wilson Jr.  | Allen   | Wilson    | Hylton | Barnes | Shelton |
| NM State                      | Amaewhule | Stewart | Moss         | Taylor | Knight | Wallerstedt | Johnson | James     | Hylton | Barnes | Shelton |
| at New Mexico                 | Amaewhule | Stewart | Bl. Thompson | Taylor | Knight | Wallerstedt | Johnson | James     | Hylton | Barnes | Shelton |
| Boise State                   | Amaewhule | Stewart | Moss         | Taylor | Knight | Wallerstedt | Johnson | James     | Hylton | Barnes | Shelton |
| at Charlotte*                 | Amaewhule | Stewart | Moss         | Taylor | Knight | Wallerstedt | Johnson | James     | Hylton | Barnes | Shelton |
| at LA Tech*                   | Amaewhule | Stewart | Moss         | Taylor | Knight | Wallerstedt | Johnson | Broussard | Hylton | Barnes | Shelton |
| Florida Atlantic*             | Amaewhule | Stewart | Moss         | Taylor | Knight | Wallerstedt | Johnson | James     | Hylton | Barnes | Shelton |
| Middle Tennessee*<br>at Rice* | Amaewhule | Stewart | Moss         | Taylor | Knight | Wallerstedt | Johnson | James     | Hylton | Barnes | Shelton |
| FIU*                          |           |         |              |        |        |             |         |           |        |        |         |
| at UTSA*                      |           |         |              |        |        |             |         |           |        |        |         |

# 2022 GAME-BY-GAME

## RUSHING GAME-BY-GAME

| Player               | No-Yds/TD | UNT     | OU      | NMSU     | UNM     | Boise   | CLT      | LATech  | FAU      | MTSU    |
|----------------------|-----------|---------|---------|----------|---------|---------|----------|---------|----------|---------|
| Ronald Awatt         | 124-538/2 | 10-36/0 | 12-39/1 | 22-115/1 | 8-35/0  | 17-52/0 | 13-88/0  | 15-66/0 | 15-59/0  | 12-48/0 |
| Deion Hankins        | 110-547/2 | 8-27/0  | 6-15/0  | 4-6/0    | 7-31/1  | 21-86/0 | 20-112/0 | 14-64/1 | 17-138/0 | 13-68/0 |
| Gavin Hardison       | 60-65/1   | 10-29/0 | 7--34/0 | 4--11/0  | 3--25/0 | 7-20/0  | 5-50/0   | 7-29/0  | 8-22/1   | 9--15/0 |
| Reynaldo Flores      | 12-66/2   | -       | -       | -        | -       | 9-41/1  | 1-3/0    | 2-22/1  | -        | -       |
| Calvin Brownholtz    | 6-5/0     | 1-1/0   | 2-0/0   | DNP      | -       | -       | 3-4/0    | DNP     | -        | -       |
| Tyrin Smith          | 3-34/0    | 1-14/0  | -       | -        | 1-5/0   | -       | -        | -       | 1-15/0   | -       |
| Cartraven Walker     | 2-9/0     | DNP     | 2-9/0   | DNP      | -       | DNP     | DNP      | DNP     | DNP      | DNP     |
| Walter Dawn Jr.      | 1-9/0     | -       | -       | -        | 1-9/0   | -       | -        | -       | DNP      | -       |
| Torrance Burgess Jr. | 1-5/0     | DNP     | 1-5/0   | DNP      | DNP     | DNP     | DNP      | DNP     | DNP      | DNP     |
| Kelly Akharaiyi      | 1--6/0    | -       | 1--6/0  | -        | -       | -       | -        | -       | -        | -       |

## RECEIVING GAME-BY-GAME

### Receiving

| Player           | No-Yds/TD | UNT     | OU     | NMSU   | UNM     | Boise  | CLT     | LATech | FAU    | MTSU     |
|------------------|-----------|---------|--------|--------|---------|--------|---------|--------|--------|----------|
| Tyrin Smith      | 56-803/5  | 7-127/1 | 8-71/0 | 4-56/1 | 8-183/0 | 2-25/0 | 4-106/2 | 6-48/0 | 7-70/0 | 10-117/1 |
| Reynaldo Flores  | 42-472/1  | 8-122/0 | 7-76/0 | 4-38/0 | 3-36/0  | 2-17/0 | 3-31/0  | 6-73/0 | 6-48/1 | 3-31/0   |
| Kelly Akharaiyi  | 15-138/0  | 3-29/0  | 4-36/0 | -      | 3-27/0  | -      | 1-6/0   | 1-18/0 | -      | 3-22/0   |
| Jeremiah Ballard | 10-118/1  | -       | 5-39/0 | -      | 1-15/0  | 4-64/1 | -       | -      | -      | -        |
| James Tupou      | 7-98/0    | 1-8/0   | 1-24/0 | 2-24/0 | 1-8/0   | -      | -       | -      | 1-20/0 | 1-14/0   |
| Trent Thompson   | 6-99/2    | -       | -      | 1-20/0 | -       | -      | 1-26/1  | 2-53/1 | -      | 2-0/0    |
| Ronald Awatt     | 6-76/0    | 1-1/0   | 1-11/0 | 1-15/0 | -       | 1-9/0  | -       | -      | 2-40/0 | -        |
| Walter Dawn Jr.  | 6-30/0    | 1-6/0   | 2-9/0  | -      | 3-15/0  | -      | -       | -      | DNP    | -        |
| Marcus Bellon    | 4-73/1    | -       | 1-4/0  | -      | -       | 1-8/0  | -       | 2-61/1 | -      | -        |
| Deion Hankins    | 4-42/0    | -       | -      | -      | 1-15/0  | -      | 1-4/0   | 1-16/0 | -      | 1-7/0    |
| Jostein Clarke   | 4-28/0    | DNP     | 1-13/0 | DNP    | DNP     | DNP    | DNP     | 3-15/0 | DNP    | -        |
| Zach Fryar       | 2-20/0    | -       | 1-5/0  | -      | -       | -      | -       | 1-15/0 | -      | -        |
| Luke Soto        | 1-21/0    | -       | DNP    | -      | -       | -      | -       | 1-21/0 | -      | DNP      |

## PASSING GAME-BY-GAME

| #2 Gavin Hardison | Comp       | Att        | Int      | Pct         | Yards       | TD        | Long      | Sacked        | Effic.       |
|-------------------|------------|------------|----------|-------------|-------------|-----------|-----------|---------------|--------------|
| North Texas       | 21         | 48         | 0        | 43.8        | 293         | 1         | 49        | 1-5           | 101.9        |
| Oklahoma          | 26         | 42         | 0        | 61.9        | 244         | 0         | 24        | 5-38          | 110.7        |
| New Mexico St.    | 12         | 27         | 0        | 44.4        | 153         | 1         | 23        | 2-24          | 104.3        |
| New Mexico        | 19         | 44         | 3        | 43.2        | 280         | 0         | 76        | 3-25          | 83.0         |
| Boise St.         | 10         | 11         | 0        | 90.9        | 123         | 1         | 42        | 1-15          | 214.8        |
| Charlotte         | 10         | 14         | 0        | 71.4        | 173         | 3         | 58        | 1-4           | 245.9        |
| Louisiana Tech    | 23         | 51         | 3        | 45.1        | 320         | 2         | 52        | 1-11          | 99.0         |
| Fla. Atlantic     | 16         | 26         | 1        | 61.5        | 178         | 1         | 34        | 2-16          | 124.0        |
| Middle Tenn.      | 19         | 34         | 1        | 55.9        | 177         | 1         | 26        | 5-44          | 103.4        |
| <b>Totals</b>     | <b>156</b> | <b>297</b> | <b>8</b> | <b>52.5</b> | <b>1941</b> | <b>10</b> | <b>76</b> | <b>21-182</b> | <b>113.1</b> |

| #7 Calvin Brownholtz | Comp     | Att       | Int      | Pct         | Yards     | TD       | Long      | Sacked     | Effic.      |
|----------------------|----------|-----------|----------|-------------|-----------|----------|-----------|------------|-------------|
| Oklahoma             | 5        | 8         | 1        | 62.5        | 44        | 0        | 13        | 1-8        | 83.7        |
| New Mexico           | 1        | 2         | 1        | 50.0        | 19        | 0        | 19        | 0-0        | 29.8        |
| Middle Tenn.         | 1        | 1         | 0        | 100.0       | 14        | 0        | 14        | 0-0        | 217.6       |
| <b>Totals</b>        | <b>7</b> | <b>11</b> | <b>2</b> | <b>63.6</b> | <b>77</b> | <b>0</b> | <b>19</b> | <b>1-8</b> | <b>86.1</b> |

# 2022 TEAM GAME-BY-GAME

| Date             | Opponent          | Rushing    |             |           |           | Receiving  |             |           |           | Passing    |            |           |             | Kick Returns |           |           |            | Punt Returns |           |           |           | tot off  |           |             |
|------------------|-------------------|------------|-------------|-----------|-----------|------------|-------------|-----------|-----------|------------|------------|-----------|-------------|--------------|-----------|-----------|------------|--------------|-----------|-----------|-----------|----------|-----------|-------------|
|                  |                   | no.        | yds         | td        | lg        | no.        | yds         | td        | lg        | cmp        | att        | int       | yds         | td           | lg        | no.       | yds        | td           | lg        | no.       | yds       |          | td        | lg          |
| 08/27/2022       | North Texas       | 30         | 107         | 0         | 14        | 21         | 293         | 1         | 49        | 21         | 48         | 0         | 293         | 1            | 49        | 1         | 22         | 0            | 22        | 0         | 0         | 0        | 0         | 400         |
| 09/03/2022       | at Oklahoma       | 31         | 28          | 1         | 8         | 31         | 288         | 0         | 24        | 31         | 51         | 1         | 288         | 0            | 24        | 2         | 31         | 0            | 19        | 2         | -2        | 0        | 2         | 316         |
| 09/10/2022       | New Mexico St.    | 31         | 108         | 1         | 36        | 12         | 153         | 1         | 23        | 12         | 27         | 0         | 153         | 1            | 23        | 0         | 0          | 0            | 0         | 3         | -3        | 0        | 1         | 261         |
| 09/17/2022       | at New Mexico     | 21         | 54          | 1         | 10        | 20         | 299         | 0         | 76        | 20         | 46         | 4         | 299         | 0            | 76        | 2         | 36         | 0            | 22        | 3         | 41        | 0        | 34        | 353         |
| 09/23/2022       | Boise St.         | 54         | 199         | 1         | 14        | 10         | 123         | 1         | 42        | 10         | 11         | 0         | 123         | 1            | 42        | 0         | 0          | 0            | 0         | 2         | 57        | 1        | 47        | 322         |
| 10/01/2022       | at Charlotte      | 45         | 252         | 0         | 34        | 10         | 173         | 3         | 58        | 10         | 14         | 0         | 173         | 3            | 58        | 3         | 41         | 0            | 18        | 2         | 1         | 0        | 1         | 425         |
| 10/08/2022       | at Louisiana Tech | 38         | 181         | 2         | 19        | 23         | 320         | 2         | 52        | 23         | 51         | 3         | 320         | 2            | 52        | 3         | 58         | 0            | 32        | 0         | 0         | 0        | 0         | 501         |
| 10/22/2022       | Fla. Atlantic     | 41         | 234         | 1         | 72        | 16         | 178         | 1         | 34        | 16         | 26         | 1         | 178         | 1            | 34        | 1         | 19         | 0            | 19        | 1         | 3         | 0        | 3         | 412         |
| 10/29/2022       | Middle Tenn.      | 34         | 101         | 0         | 16        | 20         | 191         | 1         | 26        | 20         | 35         | 1         | 191         | 1            | 26        | 3         | 51         | 0            | 20        | 2         | -1        | 0        | 0         | 292         |
| <b>UTEP</b>      |                   | <b>325</b> | <b>1264</b> | <b>7</b>  | <b>72</b> | <b>163</b> | <b>2018</b> | <b>10</b> | <b>76</b> | <b>163</b> | <b>309</b> | <b>10</b> | <b>2018</b> | <b>10</b>    | <b>76</b> | <b>15</b> | <b>258</b> | <b>0</b>     | <b>32</b> | <b>15</b> | <b>96</b> | <b>1</b> | <b>47</b> | <b>3282</b> |
| <b>Opponents</b> |                   | <b>316</b> | <b>1373</b> | <b>11</b> | <b>46</b> | <b>137</b> | <b>1826</b> | <b>18</b> | <b>75</b> | <b>137</b> | <b>242</b> | <b>3</b>  | <b>1826</b> | <b>18</b>    | <b>75</b> | <b>13</b> | <b>278</b> | <b>0</b>     | <b>31</b> | <b>13</b> | <b>84</b> | <b>0</b> | <b>24</b> | <b>3199</b> |

## UTEP Averages

| Games | Avg/ rush | Avg/ catch | Pass effic | KR avg | PR avg | All purpose avg/game | Total offense avg/game |
|-------|-----------|------------|------------|--------|--------|----------------------|------------------------|
| 9     | 3.9       | 12.4       | 111.8      | 17.2   | 6.4    | 403.8                | 364.7                  |

| Date             | Opponent          | Tackles    |            |            | Sacks           | Fumble        |           | Pass Defense  |               |           | blkd      | PAT attempts |              |          | off      |          |           |            |
|------------------|-------------------|------------|------------|------------|-----------------|---------------|-----------|---------------|---------------|-----------|-----------|--------------|--------------|----------|----------|----------|-----------|------------|
|                  |                   | ua         | a          | total      |                 | tfl-yds       | no-yds    | ff            | fr-yds        | int-yds   |           | qbh          | brup         | kick     | kick     | rush     | rcv       | saf        |
| 08/27/2022       | North Texas       | 40         | 24         | 64         | 7.0-15          | 0-0           | 0         | 1-0           | 0-0           | 2         | 2         | 0            | 1-1          | 0        | 0        | 0        | 3         | 13         |
| 09/03/2022       | at Oklahoma       | 32         | 36         | 68         | 3.0-11          | 2-10          | 1         | 0-0           | 0-0           | 0         | 3         | 0            | 1-1          | 0        | 0        | 0        | 0         | 13         |
| 09/10/2022       | New Mexico St.    | 30         | 32         | 62         | 6.0-13          | 2-8           | 2         | 2-0           | 1--2          | 4         | 6         | 1            | 2-2          | 0        | 0        | 0        | 7         | 20         |
| 09/17/2022       | at New Mexico     | 32         | 48         | 80         | 13.0-34         | 2-9           | 1         | 1-0           | 1-0           | 1         | 2         | 0            | 1-1          | 0        | 0        | 0        | 7         | 10         |
| 09/23/2022       | Boise St.         | 14         | 30         | 44         | 4.0-7           | 0-0           | 0         | 0-0           | 0-0           | 12        | 8         | 0            | 3-3          | 0        | 0        | 0        | 0         | 27         |
| 10/01/2022       | at Charlotte      | 37         | 24         | 61         | 6.0-42          | 5-40          | 2         | 2-113         | 1-0           | 10        | 1         | 0            | 5-5          | 0        | 0        | 0        | 7         | 41         |
| 10/08/2022       | at Louisiana Tech | 30         | 30         | 60         | 5.0-26          | 2-16          | 2         | 2-4           | 0-0           | 4         | 3         | 2            | 4-4          | 0        | 0        | 0        | 7         | 31         |
| 10/22/2022       | Fla. Atlantic     | 27         | 38         | 65         | 7.0-27          | 3-19          | 4         | 1-26          | 0-0           | 2         | 2         | 0            | 1-1          | 0        | 1        | 0        | 0         | 24         |
| 10/29/2022       | Middle Tenn.      | 28         | 54         | 82         | 7.0-32          | 4-28          | 1         | 1-0           | 0-0           | 2         | 1         | 0            | 1-1          | 0        | 0        | 0        | 0         | 13         |
| <b>UTEP</b>      |                   | <b>270</b> | <b>316</b> | <b>586</b> | <b>58.0-207</b> | <b>20-130</b> | <b>13</b> | <b>10-143</b> | <b>3--2</b>   | <b>37</b> | <b>28</b> | <b>3</b>     | <b>19-19</b> | <b>0</b> | <b>1</b> | <b>0</b> | <b>31</b> | <b>192</b> |
| <b>Opponents</b> |                   | <b>300</b> | <b>334</b> | <b>634</b> | <b>40.0-235</b> | <b>22-190</b> | <b>9</b>  | <b>8-4</b>    | <b>10-151</b> | <b>37</b> | <b>38</b> | <b>1</b>     | <b>29-31</b> | <b>0</b> | <b>1</b> | <b>0</b> | <b>58</b> | <b>247</b> |

| Date             | Opponent          | Punting   |             |             |           |          |          |           |          |           |              | Field Goals |          |           | Kickoffs    |             |           |          |
|------------------|-------------------|-----------|-------------|-------------|-----------|----------|----------|-----------|----------|-----------|--------------|-------------|----------|-----------|-------------|-------------|-----------|----------|
|                  |                   | no.       | yds         | avg         | long      | blkd     | tb       | fc        | 50+      | i20       | md-att       | long        | blkd     | no.       | yds         | avg         | tb        | ob       |
| 08/27/2022       | North Texas       | 1         | 45          | 45.0        | 45        | 0        | 0        | 0         | 0        | 1         | 2-3          | 29          | 0        | 4         | 260         | 65.0        | 3         | 0        |
| 09/03/2022       | at Oklahoma       | 5         | 211         | 42.2        | 48        | 0        | 0        | 3         | 0        | 1         | 2-2          | 54          | 0        | 4         | 260         | 65.0        | 2         | 0        |
| 09/10/2022       | New Mexico St.    | 6         | 298         | 49.7        | 64        | 0        | 1        | 1         | 2        | 1         | 2-2          | 46          | 0        | 5         | 325         | 65.0        | 5         | 0        |
| 09/17/2022       | at New Mexico     | 3         | 146         | 48.7        | 56        | 0        | 1        | 1         | 1        | 0         | 1-1          | 46          | 0        | 2         | 130         | 65.0        | 2         | 0        |
| 09/23/2022       | Boise St.         | 4         | 154         | 38.5        | 57        | 0        | 0        | 2         | 1        | 3         | 2-2          | 35          | 0        | 6         | 398         | 66.3        | 4         | 0        |
| 10/01/2022       | at Charlotte      | 3         | 138         | 46.0        | 49        | 0        | 0        | 1         | 0        | 0         | 2-2          | 29          | 0        | 8         | 509         | 63.6        | 3         | 0        |
| 10/08/2022       | at Louisiana Tech | 2         | 68          | 34.0        | 43        | 0        | 0        | 0         | 0        | 0         | 1-1          | 31          | 0        | 5         | 291         | 58.2        | 1         | 0        |
| 10/22/2022       | Fla. Atlantic     | 5         | 210         | 42.0        | 57        | 0        | 1        | 2         | 3        | 2         | 3-3          | 32          | 0        | 5         | 322         | 64.4        | 4         | 0        |
| 10/29/2022       | Middle Tenn.      | 6         | 268         | 44.7        | 60        | 1        | 0        | 1         | 1        | 3         | 2-2          | 47          | 0        | 4         | 260         | 65.0        | 4         | 0        |
| <b>UTEP</b>      |                   | <b>35</b> | <b>1538</b> | <b>43.9</b> | <b>64</b> | <b>1</b> | <b>3</b> | <b>11</b> | <b>8</b> | <b>11</b> | <b>17-18</b> | <b>54</b>   | <b>0</b> | <b>43</b> | <b>2755</b> | <b>64.1</b> | <b>28</b> | <b>0</b> |
| <b>Opponents</b> |                   | <b>39</b> | <b>1654</b> | <b>42.4</b> | <b>60</b> | <b>0</b> | <b>3</b> | <b>14</b> | <b>8</b> | <b>14</b> | <b>8-13</b>  | <b>52</b>   | <b>1</b> | <b>49</b> | <b>3137</b> | <b>64.0</b> | <b>34</b> | <b>0</b> |

# UTEP INDIVIDUAL CAREER HIGHS

## KELLY AKHARAIYI (WR)

Receptions \_\_\_\_\_ 4, at OU (9/3/22)  
 Receiving yards \_\_\_\_\_ 36, at OU (9/3/22)  
 Long reception \_\_\_\_\_ 23, at UNM (9/17/22)  
 Rush attempts \_\_\_\_\_ 1, at OU (9/3/22)  
 Rush yards \_\_\_\_\_ -6, at OU (9/3/22)  
 Long rush \_\_\_\_\_ -6, at OU (9/3/22)

## PRAISE AMAEWHULE (DE)

Tackles \_\_\_\_\_ 8, vs. ODU (10/2/21)  
 Sacks \_\_\_\_\_ 3.5, at LA Tech (10/10/20)  
 Tackles for loss \_\_\_\_\_ 3.5, at LA Tech (10/10/20)  
 Forced fumbles \_\_\_\_\_ 1, 4x, last, vs. MT (10/29/22)  
 Fumbles recovered \_\_\_\_\_ 1, 2x, last vs. UNT (8/27/22)  
 Pass Breakups \_\_\_\_\_ 4, at LA Tech (10/10/20)  
 QB Hurries \_\_\_\_\_ 7, vs. UNM (9/25/21)

## JOSIAH ALLEN (CB)

Tackles \_\_\_\_\_ 6, vs. UNT (8/27/22)  
 Fumbles recovered \_\_\_\_\_ 1, at LA Tech (10/8/22)  
 Tackles for loss \_\_\_\_\_ 0.5, at LA Tech (10/8/22)

## RONALD AWATT (RB)

Points Scored \_\_\_\_\_ 6, 11x, last vs. NMSU (9/10/22)  
 Touchdowns \_\_\_\_\_ 1, 11x, last vs. NMSU (9/10/22)  
 Rush Attempts \_\_\_\_\_ 19, vs. Bethune (9/4/21)  
 Rushing Yards \_\_\_\_\_ 159, at USM (10/9/21)  
 Rushing TDs \_\_\_\_\_ 1, 11x, last vs. NMSU (9/10/22)  
 Long Rush \_\_\_\_\_ 74, vs. Rice (11/20/21)  
 Receptions \_\_\_\_\_ 2, 2x, last at UAB (11/27/21)  
 Receiving yards \_\_\_\_\_ 65, vs. Rice (11/20/21)  
 Long reception \_\_\_\_\_ 65, vs. Rice (11/20/21)  
 Total Offense Att. \_\_\_\_\_ 20, vs. Bethune (9/4/21)  
 Total Offense Yds. \_\_\_\_\_ 159, at USM (10/9/21)  
 All-Purpose Yards \_\_\_\_\_ 184, vs. Rice (11/20/21)  
 Tackles \_\_\_\_\_ 2, at LA Tech (10/20/18)

## GAVIN BAECHLE (K/P)

Points scored \_\_\_\_\_ 12, 2x, last at NM State (8/28/21)  
 Kick PATs \_\_\_\_\_ 5, 3x, last, vs. Rice (11/20/21)  
 Points by kicking \_\_\_\_\_ 12, 2x, last at NM State (8/28/21)  
 Field goals made \_\_\_\_\_ 3, 3x, last vs. FAU (10/22/22)  
 Field goal attempts \_\_\_\_\_ 3, 4x, last vs. FAU (10/22/22)  
 Long field goal \_\_\_\_\_ 54, at OU (9/3/22)

## JEREMIAH BALLARD (WR)

Points Scored \_\_\_\_\_ 6, vs. BSU (9/23/22)  
 Receptions \_\_\_\_\_ 5, at OU (9/3/22)  
 Receiving yards \_\_\_\_\_ 64, vs. BSU (9/23/22)  
 Receiving TDs \_\_\_\_\_ 1, vs. BSU (9/23/22)  
 Long reception \_\_\_\_\_ 42, vs. BSU (9/23/22)

## DARIUS BAPTIST (S)

Tackles \_\_\_\_\_ 3, at OU (9/3/22)

## DENNIS BARNES (CB)

Tackles \_\_\_\_\_ 7, 4x, last at UNM (9/17/22)  
 Tackles for loss \_\_\_\_\_ 2.5, vs. ODU (10/2/21)  
 Sacks \_\_\_\_\_ 1.0, vs. ODU (10/2/21)  
 QB Hurries \_\_\_\_\_ 1, vs. LA Tech (10/16/21)  
 Forced fumbles \_\_\_\_\_ 1, 2x, last at Boise State (9/10/21)  
 Fumbles recovered \_\_\_\_\_ 1, vs. ACU (9/19/20)  
 Pass Breakups \_\_\_\_\_ 2, 2x, last vs. BSU (9/23/22)  
 Interceptions \_\_\_\_\_ 1, 2x, last at USM (10/9/21)  
 Int. Ret. Yards \_\_\_\_\_ 27, vs. Bethune (9/4/21)  
 Blocked kick \_\_\_\_\_ 1, at LA Tech (10/8/22)

## MARCUS BELLON (WR/PR)

Points Scored \_\_\_\_\_ 6, 2x, last at LA Tech (10/8/22)  
 Receptions \_\_\_\_\_ 2, at LA Tech (10/8/22)  
 Receiving yards \_\_\_\_\_ 61, at LA Tech (10/8/22)  
 Receiving TDs \_\_\_\_\_ 1, at LA Tech (10/8/22)  
 Long reception \_\_\_\_\_ 52, at LA Tech (10/8/22)  
 Punt Returns \_\_\_\_\_ 3, 2x, last at UNM (9/17/22)  
 Punt Ret. Yards \_\_\_\_\_ 57, vs. BSU (9/23/22)  
 Long Punt Ret. \_\_\_\_\_ 47, vs. BSU (9/23/22)  
 Punt Ret. TD \_\_\_\_\_ 1, vs. BSU (9/23/22)  
 All-purpose yards \_\_\_\_\_ 61, at LA Tech (10/8/22)  
 KO Returns \_\_\_\_\_ 3, vs. MT (10/29/22)  
 KO Ret. Yards \_\_\_\_\_ 51, vs. MT (10/29/22)  
 Long KO Ret. \_\_\_\_\_ 20, vs. MT (10/29/22)

## MCKEL BROUSSARD (S)

Tackles \_\_\_\_\_ 4, at LA Tech (10/8/22)  
 QB Hurries \_\_\_\_\_ 1, vs. UNM (9/25/21)

## CALVIN BROWNHOLTZ (QB)

Points Scored \_\_\_\_\_ 12, 2x, last vs. Rice (11/20/21)  
 Touchdowns \_\_\_\_\_ 2, 2x, last vs. Rice (11/20/21)  
 Rush Attempts \_\_\_\_\_ 15, vs. UNT (12/11/20)  
 Rushing Yards \_\_\_\_\_ 114, vs. UNT (12/11/20)  
 Rush TD \_\_\_\_\_ 2, 2x, last vs. Rice (11/20/21)  
 Long Rush \_\_\_\_\_ 29, vs. UNT (12/11/20)  
 Pass attempts \_\_\_\_\_ 26, vs. UNT (12/11/20)  
 Pass completions \_\_\_\_\_ 10, vs. UNT (12/11/20)  
 Pass yards \_\_\_\_\_ 196, vs. UNT (12/11/20)  
 Pass yards \_\_\_\_\_ 196, vs. UNT (12/11/20)  
 Pass TD \_\_\_\_\_ 2, vs. UNT (12/11/20)  
 Long pass \_\_\_\_\_ 47, vs. UNT (12/11/20)  
 Total Offense Attempts \_\_\_\_\_ 41, vs. UNT (12/11/20)  
 Total Offense Yards \_\_\_\_\_ 310, vs. UNT (12/11/20)  
 All-Purpose Yards \_\_\_\_\_ 114, vs. UNT (12/11/20)

## TORRANCE BURGESS JR. (RB)

Rush Attempts \_\_\_\_\_ 1, at OU (9/3/22)  
 Rushing Yards \_\_\_\_\_ 5, at OU (9/3/22)  
 Long Rush \_\_\_\_\_ 5, at OU (9/3/22)

## JOSTEIN CLARKE (WR)

Receptions \_\_\_\_\_ 3, at LA Tech (10/8/22)  
 Receiving yards \_\_\_\_\_ 15, at LA Tech (10/8/22)  
 Long reception \_\_\_\_\_ 13, at OU (9/3/22)

## WALTER DAWN JR. (WR)

Points Scored \_\_\_\_\_ 18, at UTSA (10/22/16)  
 Touchdowns \_\_\_\_\_ 3, at UTSA (10/22/16)  
 Rush Attempts \_\_\_\_\_ 7, at Oklahoma (9/2/17)  
 Rushing Yards \_\_\_\_\_ 56, at Oklahoma (9/2/17)  
 Rushing TDs \_\_\_\_\_ 2, at UTSA (10/22/16)  
 Long Rush \_\_\_\_\_ 29, at Oklahoma (9/2/17)  
 Receptions \_\_\_\_\_ 4, 3x, Last at UTSA (11/14/20)  
 Receiving Yards \_\_\_\_\_ 74, at UTSA (10/22/16)  
 Receiving TDs \_\_\_\_\_ 1, at UTSA (10/22/16)  
 Long Reception \_\_\_\_\_ 74, at UTSA (10/22/16)  
 Total Offense Att. \_\_\_\_\_ 7, at Oklahoma (9/2/17)  
 Total Offense Yds. \_\_\_\_\_ 56, at Oklahoma (9/2/17)  
 All-Purpose Yards \_\_\_\_\_ 206, at UTSA (11/14/20)  
 Kick Returns \_\_\_\_\_ 5, 2x, Last vs. UNT (12/11/20)  
 Kick Return Yds. \_\_\_\_\_ 167, at UTSA (11/14/20)  
 Long Kick Return \_\_\_\_\_ 95, at UTSA (11/14/20)  
 Punt Returns \_\_\_\_\_ 1, 2x, Last at Southern Miss (9/28/19)

## JOSH FARR (WR)

Receptions \_\_\_\_\_ 2, at Texas (9/12/20)  
 Receiving Yards \_\_\_\_\_ 11, at Texas (9/12/20)  
 Long Reception \_\_\_\_\_ 6, at Texas (9/12/20)

## REYNALDO FLORES (RB)

Points Scored \_\_\_\_\_ 6, 3x, last vs. FAU (10/22/22)  
 Rush attempts \_\_\_\_\_ 9, 2x, last vs. BSU (9/23/22)  
 Rush yards \_\_\_\_\_ 41, vs. BSU (9/23/22)  
 Rushing TDs \_\_\_\_\_ 1, 2x, last at LA Tech (10/8/22)  
 Long rush \_\_\_\_\_ 19, at LA Tech (10/8/22)  
 Receptions \_\_\_\_\_ 8, vs. UNT (8/27/22)  
 Receiving Yards \_\_\_\_\_ 122, vs. UNT (8/27/22)  
 Long Reception \_\_\_\_\_ 53, vs. Fresno State (12/18/21)  
 Receiving TDs \_\_\_\_\_ 1, vs. FAU (10/22/22)  
 Total offense attempts \_\_\_\_\_ 9, vs. Bethune (9/4/21)  
 Total offense yards \_\_\_\_\_ 48, at USM (10/9/21)  
 All-purpose yards \_\_\_\_\_ 122, vs. UNT (8/27/22)  
 Kick Returns \_\_\_\_\_ 2, vs. Rice (11/30/19)  
 Kick Return Yards \_\_\_\_\_ 10, vs. Rice (11/30/19)  
 Long Kick Return \_\_\_\_\_ 11, vs. Rice (11/30/19)

## ZACH FRYAR (TE)

Receptions \_\_\_\_\_ 1, 2x last at LA Tech (10/8/22)  
 Receiving Yards \_\_\_\_\_ 15, at LA Tech (10/8/22)  
 Long Reception \_\_\_\_\_ 15, at LA Tech (10/8/22)

## JOE HAGOPIAN (S)

Tackles \_\_\_\_\_ 1, vs. UNT (8/27/22)

## DEION HANKINS (RB)

Points Scored \_\_\_\_\_ 18, at ULM (9/26/20)  
 Touchdowns \_\_\_\_\_ 3, at ULM (9/26/20)  
 Rush attempts \_\_\_\_\_ 22, 2x, Last vs. UNT (12/11/20)  
 Rushing yards \_\_\_\_\_ 138, vs. FAU (10/22/22)  
 Rushing TDs \_\_\_\_\_ 3, at ULM (9/26/20)  
 Long rush \_\_\_\_\_ 72, vs. FAU (10/22/22)  
 Receptions \_\_\_\_\_ 2, at FAU (10/30/21)  
 Receiving Yards \_\_\_\_\_ 16, at LA Tech (10/8/22)  
 Long reception \_\_\_\_\_ 16, at LA Tech (10/8/22)  
 Total offense attempts \_\_\_\_\_ 22, 2x, Last vs. UNT (12/11/20)  
 Total offense yards \_\_\_\_\_ 119, at Charlotte (10/24/20)  
 All-purpose yards \_\_\_\_\_ 138, vs. FAU (10/22/22)

## GAVIN HARDISON (QB)

Points Scored \_\_\_\_\_ 6, vs. FAU (10/22/22)  
 Rush attempts \_\_\_\_\_ 10, 3x, last vs. UNT (8/27/22)  
 Rush yards \_\_\_\_\_ 50, at Charlotte (10/1/22)  
 Rushing TDs \_\_\_\_\_ 1, vs. FAU (10/22/22)  
 Long rush \_\_\_\_\_ 29, at Charlotte (10/1/22)  
 Pass attempts \_\_\_\_\_ 51, at LA Tech (10/8/22)  
 Pass completions \_\_\_\_\_ 26, at OU (9/3/22)  
 Pass yards \_\_\_\_\_ 366, vs. Rice (11/20/21)  
 Pass TDs \_\_\_\_\_ 3, 2x, last vs. UTSA (11/6/21)  
 Long pass \_\_\_\_\_ 82, at ULM (9/26/20)  
 Total offense att. \_\_\_\_\_ 58, 2x, last at LA Tech (10/8/22)  
 Total offense yards \_\_\_\_\_ 349, at LA Tech (10/8/22)  
 All-purpose yards \_\_\_\_\_ 50, at Charlotte (10/1/22)

## ZURI HENRY (OL)

Tackles \_\_\_\_\_ 1, at NM State (8/28/21)

## TREJON HUGUE (S)

Tackles \_\_\_\_\_ 3, 2x, last at UAB (11/27/21)  
 Tackle for Loss \_\_\_\_\_ 1.0, at UAB (11/27/21)

## KOBE HYLTON (S)

Tackles \_\_\_\_\_ 10, 2x, last at LA Tech (10/8/22)  
 Tackle for Loss \_\_\_\_\_ 2.5, vs. UNT (8/27/22)  
 Sacks \_\_\_\_\_ 0.5, vs. NMSU (9/10/22)  
 QB Hurries \_\_\_\_\_ 3, at Charlotte (10/1/22)  
 Forced fumbles \_\_\_\_\_ 1, 2x, last at LA Tech (10/8/22)  
 Pass Breakups \_\_\_\_\_ 1, at UNM (9/17/22)  
 Blocked kick \_\_\_\_\_ 1, at LA Tech (10/8/22)

## TY'REKE JAMES (S)

Tackles \_\_\_\_\_ 7, vs. FAU (10/22/22)  
 Tackles for Loss \_\_\_\_\_ 1.0, 2x, last at USM (10/9/21)  
 Pass Breakups \_\_\_\_\_ 1, 2x, at UNT (11/13/21)  
 QB Hurries \_\_\_\_\_ 1, 3x, last at Charlotte (10/1/22)  
 Interceptions \_\_\_\_\_ 1, at UNM (9/17/22)  
 Forced fumbles \_\_\_\_\_ 1, vs. FAU (10/22/22)  
 Fumbles recovered \_\_\_\_\_ 1, vs. FAU (10/22/22)

# UTEP INDIVIDUAL CAREER HIGHS

## ILIJAH JOHNSON (CB)

Tackles \_\_\_\_\_ 3, 3x, last vs. MT (10/29/22)  
 Tackles for Loss \_\_\_\_\_ 1.0, vs. NMSU (9/10/22)  
 Pass Breakups \_\_\_\_\_ 3, 2x, last vs. BSU (9/23/22)  
 Interceptions \_\_\_\_\_ 1, at Charlotte (10/1/22)

## TYRICE KNIGHT (LB)

Points Scored \_\_\_\_\_ 6, at Charlotte (10/1/22)  
 Tackles \_\_\_\_\_ 15, vs. Fresno State (12/18/21)  
 Sacks \_\_\_\_\_ 2.0, at UAB (11/27/21)  
 Tackles for loss \_\_\_\_\_ 2.5, vs. UNT (8/27/22)  
 QB Hurries \_\_\_\_\_ 2, vs. Rice (11/20/21)  
 Forced fumbles \_\_\_\_\_ 1, 4x, last at LA Tech (10/8/22)  
 Fumbles recovered \_\_\_\_\_ 1, 2x, last at Charlotte (10/1/22)  
 Touchdowns (FR) \_\_\_\_\_ 1, at Charlotte (10/1/22)  
 Interceptions \_\_\_\_\_ 1, 2x, last vs. NMSU (9/10/22)  
 Pass Breakups \_\_\_\_\_ 1, 3x, last vs. MT (10/29/22)

## MIKE MALEWITZ (WR)

Receptions \_\_\_\_\_ 1, Last at LA Tech (10/10/20)  
 Receiving yards \_\_\_\_\_ 3, at LA Tech (10/10/20)  
 Long reception \_\_\_\_\_ 3, at LA Tech (10/10/20)

## KELTON MOSS (DT)

Tackles \_\_\_\_\_ 7, at LA Tech (10/10/20)  
 Tackle for Loss \_\_\_\_\_ 1.0, 2x, last at UTSA (11/14/20)  
 Sacks \_\_\_\_\_ 0.5, at LA Tech (10/10/20)  
 QB Hurries \_\_\_\_\_ 2, vs. BSU (9/23/22)  
 Pass Breakups \_\_\_\_\_ 1, at FAU (10/30/21)

## JAMES NEAL (LB)

Tackles \_\_\_\_\_ 4, at UNM (9/17/22)  
 Tackle for Loss \_\_\_\_\_ 1.0, at NM State (8/28/21)  
 Sacks \_\_\_\_\_ 1.0, at NM State (8/28/21)  
 Fumbles recovered \_\_\_\_\_ 1, vs. NMSU (9/10/22)

## JUSTIN PRINCE (S)

Tackles \_\_\_\_\_ 10, 3x, last at OU (9/3/22)  
 Tackles for loss \_\_\_\_\_ 2.0, at LA Tech (10/10/20)  
 Sacks \_\_\_\_\_ 1.0, at UTSA (11/14/20)  
 Pass breakups \_\_\_\_\_ 2, vs. ODU (10/2/21)  
 Fumbles recovered \_\_\_\_\_ 1, vs. SFA (9/5/20)  
 Forced fumbles \_\_\_\_\_ 1, at NMSU (8/28/21)  
 Fumble return yards \_\_\_\_\_ 16, vs. SFA (9/5/20)  
 QB Hurries \_\_\_\_\_ 1, vs. UNT (8/27/22)

## TOREY RICHARDSON (CB)

Tackles \_\_\_\_\_ 4, vs. Rice (11/20/21)  
 Interceptions \_\_\_\_\_ 1, vs. LA Tech (10/16/21)  
 Pass breakups \_\_\_\_\_ 3, vs. UTSA (11/6/21)

## ELIJAH ROBINSON (DE)

Tackles \_\_\_\_\_ 2, at FAU (10/30/21)

## JALEN RUDOLPH (DT)

Points Scored \_\_\_\_\_ 2, vs. LA Tech (10/16/21)  
 Tackles \_\_\_\_\_ 2, 3x, last at UNM (9/17/22)  
 Tackles for loss \_\_\_\_\_ 1.0, 2x, last vs. UNT (8/27/22)

## LATREZ SHELTON (CB)

Tackles \_\_\_\_\_ 6, 2x, last vs. BSU (9/23/22)  
 Pass Breakups \_\_\_\_\_ 1, 2x, last at OU (9/3/22)  
 QB Hurries \_\_\_\_\_ 1, at Charlotte (10/1/22)  
 Forced fumbles \_\_\_\_\_ 1, vs. FAU (10/22/22)

## JOSHUA SLOAN (P)

Punt Attempts \_\_\_\_\_ 8, at Texas (9/12/20)  
 Punt Yards \_\_\_\_\_ 298, vs. NM State (9/10/22)  
 Longest Punt \_\_\_\_\_ 63, at UTSA (11/14/20)

## TYRIN SMITH (WR)

Points Scored \_\_\_\_\_ 12, vs. UTSA (11/6/21)  
 Touchdowns \_\_\_\_\_ 2, vs. UTSA (11/6/21)  
 Receptions \_\_\_\_\_ 10, vs. MT (10/29/22)  
 Receiving Yards \_\_\_\_\_ 183, at UNM (9/17/22)  
 Receiving TDs \_\_\_\_\_ 2, vs. UTSA (11/6/21)  
 Long Reception \_\_\_\_\_ 76, at UNM (9/17/22)  
 Rush attempts \_\_\_\_\_ 1, 2x, last at UNM (9/17/22)  
 Rush yards \_\_\_\_\_ 14, vs. UNT (8/27/22)  
 Long rush \_\_\_\_\_ 15, vs. FAU (10/22/22)  
 All-purpose yards \_\_\_\_\_ 188, at UNM (9/17/22)

## KEENAN STEWART (DT)

Tackles \_\_\_\_\_ 12, at LA Tech (10/10/20)  
 Tackles for loss \_\_\_\_\_ 3.0, at Charlotte (10/24/20)  
 Forced Fumbles \_\_\_\_\_ 1, at Charlotte (10/24/20)  
 Fumbles recovered \_\_\_\_\_ 1, at LA Tech (10/8/22)  
 Sacks \_\_\_\_\_ 1.0, 2x, last at Boise State (9/10/21)  
 QB Hurries \_\_\_\_\_ 3, vs. BSU (9/23/22)  
 Pass breakups \_\_\_\_\_ 1, at ULM (9/26/20)

## LUKE SOTO (TE)

Receptions \_\_\_\_\_ 1, at LA Tech (10/8/22)  
 Receiving Yards \_\_\_\_\_ 21, at LA Tech (10/8/22)  
 Long Reception \_\_\_\_\_ 21, at LA Tech (10/8/22)

## TEVITA TAFUNA (DT)

Tackles \_\_\_\_\_ 3, vs. UNM (9/25/21)  
 Tackles for Loss \_\_\_\_\_ 1.0, vs. Rice (11/20/21)  
 QB Hurries \_\_\_\_\_ 1, at Boise State (9/10/21)  
 Pass Breakups \_\_\_\_\_ 1, at UNM (9/17/22)  
 Fumbles recovered \_\_\_\_\_ 1, vs. MT (10/29/22)

## JADRIAN TAYLOR (DE)

Points Scored \_\_\_\_\_ 6, at Charlotte (10/1/22)  
 Tackles \_\_\_\_\_ 8, vs. FAU (10/22/22)  
 Tackles for Loss \_\_\_\_\_ 3.5, 2x, last vs. FAU (10/22/22)  
 Sacks \_\_\_\_\_ 3.5, vs. LA Tech (10/16/21)  
 QB Hurries \_\_\_\_\_ 2, 2x, last vs. Rice (11/20/21)  
 Pass Breakups \_\_\_\_\_ 1, 4x, last at LA Tech (10/1/22)  
 Forced Fumble \_\_\_\_\_ 1, at Charlotte (10/1/22)  
 Fumbles Recovered \_\_\_\_\_ 1, at Charlotte (10/1/22)  
 Touchdowns (FR) \_\_\_\_\_ 1, at Charlotte (10/1/22)

## ANGELO TEJADA (LS)

Tackles \_\_\_\_\_ 1, at OU (9/3/22)

## GARY THEARD (LB)

Tackles \_\_\_\_\_ 5, vs. ACU (9/19/20)  
 QB Hurries \_\_\_\_\_ 1, at ULM (9/26/20)  
 Pass breakups \_\_\_\_\_ 1, at LA Tech (10/10/20)

## BLAKE THOMPSON (DT)

Tackles \_\_\_\_\_ 5, vs. NMSU (9/10/22)  
 Pass breakups \_\_\_\_\_ 1, 2x, last vs NMSU (9/10/22)  
 Fumble recoveries \_\_\_\_\_ 1, at NMSU (8/28/21)  
 Sacks \_\_\_\_\_ 1.0, at UAB (11/27/21)

## BRYTON THOMPSON (DE)

Tackles \_\_\_\_\_ 3, vs. UNT (8/27/22)  
 Tackles for loss \_\_\_\_\_ 1.0, 3x, last at LA Tech (10/8/22)  
 Forced fumbles \_\_\_\_\_ 1, vs. NMSU (9/10/22)  
 Sacks \_\_\_\_\_ 1.0, 3x, last at LA Tech (10/8/22)

## TRENT THOMPSON (TE)

Points scored \_\_\_\_\_ 12, vs. Fresno State (12/18/21)  
 Receptions \_\_\_\_\_ 3, at UAB (11/27/21)  
 Receiving yards \_\_\_\_\_ 53, vs. Fresno State (12/18/21)  
 Long reception \_\_\_\_\_ 51, vs. Fresno State (12/18/21)  
 Receiving TDs \_\_\_\_\_ 2, vs. Fresno State (12/18/21)  
 All-purpose yards \_\_\_\_\_ 53, vs. Fresno State (12/18/21)  
 Tackles \_\_\_\_\_ 1, 2x, last at UNM (9/17/22)  
 Kick returns \_\_\_\_\_ 1, at Charlotte (10/24/20)  
 KR Yards \_\_\_\_\_ 11, at Charlotte (10/24/20)  
 Long kick return \_\_\_\_\_ 11, at Charlotte (10/24/20)

## SIONE TONGA'UIHA (DT)

Tackles \_\_\_\_\_ 3, 2x, last at Boise State (9/10/21)  
 Sacks \_\_\_\_\_ 0.5, vs. NMSU (9/10/22)  
 QB Hurries \_\_\_\_\_ 1, at NM State (8/28/21)

## DESHAUN TROTTER (S)

Tackles \_\_\_\_\_ 3, at Charlotte (10/1/22)

## JAMES TUPOU (FB)

Rush attempts \_\_\_\_\_ 1, at NMSU (8/28/21)  
 Rush yards \_\_\_\_\_ 2, at NMSU (8/28/21)  
 Long rush \_\_\_\_\_ 2 at NMSU (8/28/21)  
 Receptions \_\_\_\_\_ 1, 6x, last at OU (9/3/22)  
 Receiving Yards \_\_\_\_\_ 25, at FAU (10/30/21)  
 Long Reception \_\_\_\_\_ 25, at FAU (10/30/21)  
 Tackles \_\_\_\_\_ 2, at ULM (9/26/20)  
 Fumbles Recovered \_\_\_\_\_ 1, vs. MT (11/10/18)

## CARTRAVEN WALKER (RB)

Rush Attempts \_\_\_\_\_ 2, at OU (9/3/22)  
 Rush Yards \_\_\_\_\_ 9, at OU (9/3/22)  
 Long Rush \_\_\_\_\_ 7, at OU (9/3/22)

## MAURICE WESTMORELAND (DE)

Tackles \_\_\_\_\_ 5, vs. NMSU (9/10/22)  
 QB Hurries \_\_\_\_\_ 1, vs. BSU (9/23/22)

## CAL WALLERSTEDT (LB)

Tackles \_\_\_\_\_ 14, vs. MT (10/29/22)  
 Tackles for loss \_\_\_\_\_ 3.5, at UNM (9/17/22)  
 Sacks \_\_\_\_\_ 2.0, 2x, last vs. MT (10/29/22)  
 Fumbles Recovered \_\_\_\_\_ 1, vs. NMSU (9/10/22)  
 Forced Fumbles \_\_\_\_\_ 1, at Charlotte (10/1/22)  
 Pass Breakups \_\_\_\_\_ 1, vs. BSU (9/23/22)  
 QB Hurries \_\_\_\_\_ 1, at Charlotte (10/1/22)

## DEYLON WILLIAMS (DE)

Tackles \_\_\_\_\_ 3, 2x, last at FAU (10/30/21)  
 Tackles for loss \_\_\_\_\_ 1.0, at NM State (8/28/21)  
 Sacks \_\_\_\_\_ 1.0, at NM State (8/28/21)  
 Pass Breakups \_\_\_\_\_ 1, at Texas (9/12/20)  
 Fumbles Recovered \_\_\_\_\_ 1, at UNM (9/17/22)  
 QB Hurries \_\_\_\_\_ 1, vs. BSU (9/23/22)

## TYLER WILLIAMS (DB)

Tackles \_\_\_\_\_ 1, at OU (9/3/22)

## JEROME WILSON JR. (LB)

Tackles \_\_\_\_\_ 6, at Texas (9/12/20)  
 Tackles for loss \_\_\_\_\_ 0.5, 2x, Last vs. UNT (12/11/20)  
 QB Hurries \_\_\_\_\_ 1, vs. UNT (8/27/22)

## TYSON WILSON (DB)

Tackles \_\_\_\_\_ 11, at UNT (11/13/21)  
 Tackles for Loss \_\_\_\_\_ 1.0, at FAU (10/30/21)  
 Pass Breakups \_\_\_\_\_ 2, 2x, last vs. UTSA (11/6/21)  
 Interceptions \_\_\_\_\_ 1, vs. LA Tech (10/16/21)

## BRADY WOLFE (S)

Tackles \_\_\_\_\_ 1, at LA Tech (10/8/22)

# UTEP FOOTBALL 2022 RECAPS

## Game #1



**NORTH TEXAS (1-0, 1-0) 31**  
**UTEP (0-1, 0-1) 13**

**El Paso, Texas • Sun Bowl Stadium (45,971)**  
**Aug. 27, 2022**

Gavin Hardison threw for 293 yards and a score, while Reynaldo Flores (122 yards) and Tyrin Smith (127 yards) each recorded career highs in receiving yards, but it wasn't enough as North Texas rolled by UTEP, 31-13, on a humid Saturday night in the Sun Bowl.

The game kicked off late as lighting delayed the contest to an 8 p.m. MT start in front of a sold-out crowd (45,971).

The Mean Green took control of the game and outscored the Miners 17-0 in the second half. UNT rushed for 163 yards led by Ayo Adeyi's 80. North Texas quarterback Austin Aune threw for 236 yards and three scores. Roderic Burns tallied 72 yards on three receptions, while Jake Roberts, Isaiah Johnson and Tommy Bush were on the other ends of Aune's TD passes.

Flores exceeded his career high with eight receptions and registered his first career 100-yard game. Smith reached the century mark for the second time in his career. Newcomer Kelly Akharaiyi hauled in a trio of receptions for 29 yards.

But the Miners left points on the board as Gavin Baechle missed a 40-yard field goal attempt on the Miners' first drive. UTEP also came up short on its second possession as Hardison's pass to James Tupou in the end zone fell short on a fourth-and-goal.

UTEP gained 400 yards of total offense, and UNT tallied 399. The Mean Green were 6-of-12 on third downs, while UTEP finished 7-of-18. The Miners also went 2-for-6 on fourth down conversions after ranking in the top three nationally in that category a season ago.

### SCORE BY QUARTERS

| TEAM        | 1ST | 2ND | 3RD | 4TH | TOTAL |
|-------------|-----|-----|-----|-----|-------|
| NORTH TEXAS | 0   | 14  | 14  | 3   | 31    |
| UTEP        | 0   | 13  | 0   | 0   | 13    |

### QTR TIME SCORING PLAY

|     |       |  |
|-----|-------|--|
| 2nd | 13:58 | UTEP - Smith 32-yd pass from Hardison, (Baechle kick), 5-90, 01:17 |
|     | 10:02 | UNT - Bush 7-yd pass from Aune (Mooney kick), 12-88, 03:50         |
|     | 05:14 | UTEP - Baechle 29-yd FG, 10-54, 04:43                              |
|     | 01:52 | UNT - Adaway III 8-yd rush (Mooney kick), 9-75, 03:22              |
|     | 00:07 | UTEP - Baechle 26-yd FG, 4-0, 00:25                                |
| 3rd | 10:27 | UNT - Johnson 9-yd pass from Aune (Mooney kick), 12-75, 04:33      |
|     | 04:32 | UNT - Roberts 11-yd pass from Aune (Mooney kick), 4-50, 01:17      |
|     | 08:05 | UNT - Mooney 28-yd FG, 12-57, 06:37                                |

### TEAM STATISTICS

|                        | UNT     | UTEP    |
|------------------------|---------|---------|
| First Downs            | 24      | 22      |
| Rushing Attempts-Yards | 41-163  | 30-107  |
| Passing Yards          | 236     | 293     |
| Passes                 | 15-22-0 | 14-23-0 |
| Total Offense          | 399     | 400     |
| Punt Returns-Yards     | 1-4     | 0-0     |
| Kickoff Returns-Yards  | 1-12    | 1-22    |
| Punts-Average          | 3-34.0  | 1-45.0  |
| Fumbles-Lost           | 1-1     | 1-1     |
| Penalties-Yards        | 6-65    | 5-50    |
| Time of Possession     | 31:23   | 28:37   |

### UTEP Leaders

| Passing  | C-A-I   | YDS | TD | LG |
|----------|---------|-----|----|----|
| Hardison | 21-48-0 | 293 | 1  | 49 |

| Rushing  | ATT. | YDS | TD | LG |
|----------|------|-----|----|----|
| Awatt    | 10   | 36  | 0  | 5  |
| Hardison | 10   | 29  | 0  | 10 |

| Receiving | Rec. | YDS | TD | LG |
|-----------|------|-----|----|----|
| Flores    | 8    | 122 | 0  | 38 |
| Smith     | 7    | 127 | 0  | 49 |

| Tackles | U-A-T  | Sack-YD | TFL-YD | Int.-YD |
|---------|--------|---------|--------|---------|
| Knight  | 7-4-11 | 0.0-0   | 2.0-6  | 0-0     |
| Hylton  | 7-2-9  | 0.0-0   | 2.5-5  | 0-0     |

### UNT Leaders

| Passing | C-A-I   | YDS | TD | LG |
|---------|---------|-----|----|----|
| Aune    | 16-29-0 | 236 | 3  | 41 |

| Rushing | ATT. | YDS | TD | LG |
|---------|------|-----|----|----|
| Adeyi   | 17   | 80  | 0  | 18 |
| Johnson | 7    | 37  | 0  | 21 |

| Receiving | Rec. | YDS | TD | LG |
|-----------|------|-----|----|----|
| Roberts   | 4    | 54  | 1  | 23 |
| Burns     | 3    | 72  | 0  | 41 |

| Tackles  | U-A-T | Sack-YD | TFL-YD | Int.-YD |
|----------|-------|---------|--------|---------|
| Davis    | 5-3-8 | 0.0-0   | 0.0-0  | 0-0     |
| Whitlock | 4-3-7 | 0.0-0   | 0.0-0  | 0-0     |

## Game #2



**UTEP (0-1, 0-1) 13**  
**#9 OKLAHOMA (1-0, 1-0) 45**

**Norman, Okla. • Oklahoma Memorial Stadium (83,173)**  
**Sept. 3, 2022**

Following a sluggish start, the UTEP Miners displayed moments of brilliance on both sides of football over the final three quarters in a 45-13 loss at no. 9 Oklahoma on Saturday.

UTEP (0-2) trailed 21-0 at the end of the first quarter, but got within 11 points in the second period and was outscored just 24-13 over the final three frames.

Gavin Hardison completed 26-of-43 passes for 244 yards for the Miners. The 26 completions were a career high. Ten UTEP players made a catch — the most for UTEP in a game under coach Dana Dimel — led by Reynaldo Flores (7-76) and Tyrin Smith (8-71).

Dillon Gabriel finished 15-of-23 passing for 233 yards and two TD's for Oklahoma (1-0). Gabriel completed 6-of-7 passes for 128 yards over the opening 15 minutes in leading the Sooners to the 21-0 lead.

The Miners answered with 10 unanswered points. Gavin Baechle's 48-yard field goal put UTEP on the board. Following a three-and-out by the OU offense, Flores keyed the Miners' 10-play, 85-yard drive by making three catches for 44 yards. Hardison was 5-for-6 for 63 yards on the drive, which ended with a two-yard rushing TD by Ronald Await. The Miners were only down 11 at 21-10.

Oklahoma extended its lead to 28-10 on a 28-yard pass from Gabriel to Brayden Willis right before halftime. It was Willis' second touchdown of the half.

Baechle nailed a 54-yard field goal early in the fourth, the longest of his career.

### SCORE BY QUARTERS

| TEAM     | 1ST | 2ND | 3RD | 4TH | TOTAL |
|----------|-----|-----|-----|-----|-------|
| UTEP     | 0   | 10  | 0   | 3   | 13    |
| OKLAHOMA | 21  | 7   | 14  | 3   | 45    |

### QTR TIME SCORING PLAY

|     |       |  |
|-----|-------|--|
| 1st | 13:43 | OU - Gabriel 12-yd rush, (Shmit kick), 5-75, 01:17             |
|     | 09:18 | OU - Willis 6-yd pass from Gabriel (Shmit kick), 6-93, 01:48   |
|     | 06:43 | OU - Freeman 46-yd rush (Shmit kick), 2-55, 00:30              |
| 2nd | 14:12 | UTEP - Baechle 48-yd FG, 14-44, 07:31                          |
|     | 08:18 | UTEP - Awatt 2-yd rush (Baechle kick), 10-85, 05:10            |
|     | 00:55 | OU - Willis 28-yd pass from Gabriel (Shmit kick), 11-68, 04:01 |
| 3rd | 10:48 | OU - Major 1-yd rush (Mooney kick), 10-80, 02:40               |
|     | 03:16 | OU - Major 6-yd rush (Mooney kick), 7-64, 01:51                |
| 4th | 14:01 | UTEP - Baechle 54-yd FG, 11-38, 04:15                          |
|     | 08:05 | OU - Schmit 22-yd FG, 9-37, 05:28                              |

### TEAM STATISTICS

|                        | UTEP    | OU      |
|------------------------|---------|---------|
| First Downs            | 26      | 23      |
| Rushing Attempts-Yards | 31-28   | 38-259  |
| Passing Yards          | 288     | 233     |
| Passes                 | 31-51-1 | 15-23-0 |
| Total Offense          | 316     | 492     |
| Punt Returns-Yards     | 2--2    | 2-17    |
| Kickoff Returns-Yards  | 2-31    | 2-51    |
| Punts-Average          | 5-42.2  | 3-45.3  |
| Fumbles-Lost           | 3-0     | 1-0     |
| Penalties-Yards        | 6-50    | 7-59    |
| Time of Possession     | 38:33   | 21:27   |

### UTEP Leaders

| Passing  | C-A-I   | YDS | TD | LG |
|----------|---------|-----|----|----|
| Hardison | 26-42-0 | 244 | 0  | 24 |

| Rushing | ATT. | YDS | TD | LG |
|---------|------|-----|----|----|
| Awatt   | 12   | 39  | 1  | 8  |
| Hankins | 6    | 15  | 0  | 6  |

| Receiving | Rec. | YDS | TD | LG |
|-----------|------|-----|----|----|
| Smith     | 8    | 71  | 0  | 15 |
| Flores    | 7    | 76  | 0  | 24 |

| Tackles | U-A-T  | Sack-YD | TFL-YD | Int.-YD |
|---------|--------|---------|--------|---------|
| Prince  | 7-3-10 | 0.0-0   | 0.5-0  | 0-0     |
| Knight  | 6-3-9  | 0.0-0   | 0.0-0  | 0-0     |

### OU Leaders

| Passing | C-A-I   | YDS | TD | LG |
|---------|---------|-----|----|----|
| Gabriel | 15-23-0 | 233 | 2  | 42 |


| Rushing | ATT. | YDS | TD | LG |
|---------|------|-----|----|----|
| Gray    | 16   | 102 | 0  | 35 |
| Major   | 7    | 54  | 2  | 27 |

| Receiving | Rec. | YDS | TD | LG |
|-----------|------|-----|----|----|
| Mims      | 3    | 81  | 0  | 42 |
| Willis    | 3    | 40  | 2  | 28 |

| Tackles  | U-A-T | Sack-YD | TFL-YD | Int.-YD |
|----------|-------|---------|--------|---------|
| Bowman   | 7-2-9 | 0.0-0   | 0.0-0  | 0-0     |
| Stutsman | 6-3-9 | 0.0-0   | 0.0-0  | 0-0     |

# UTEP FOOTBALL 2022 RECAPS

## Game #3

|  |                        |           |
|--|------------------------|-----------|
|  | <b>NM STATE (0-3)</b>  | <b>13</b> |
|  | <b>UTEP (1-2, 0-1)</b> | <b>20</b> |

**El Paso, Texas • Sun Bowl Stadium (23,325)  
Sept. 10, 2022**

Ronald Awatt rushed for 115 yards and a score, and the UTEP defense halted a NM State comeback during a 20-13 victory in the 99th Battle of I-10 in front of 23,325 strong in the Sun Bowl on Saturday night.

The Miners (1-2, 0-1 Conference USA) jumped out to a 17-0 lead, while taking a 17-6 advantage into the locker room at the half. The Aggies (0-3) got within seven points (20-13), while gaining possession with four minutes left in the contest. But the UTEP defense forced its third turnover of the night to clinch the victory.

NM State outgained UTEP, 298-261, while each team tallied 17 first downs.

For Awatt, it was his first 100-yard game of the season and third in his career. Gavin Hardison threw for 153 yards and a touchdown. Tyrin Smith caught four passes for 56 yards and a score. Linebacker Cal Wallerstedt, in his first career start, led the defense with a career-high nine tackles, while forcing his first career fumble at the end of the contest. Redshirt freshman CB Ilijah Johnson tallied three pass breakups, a tackle for loss and a forced fumble.

The Miners looked dominant, forcing two turnovers and five punts on NM State's first seven possessions. The Aggies fought back, outscoring UTEP 13-3 in the second half.

UTEP got on the board first after Gavin Baechle hit a 29-yard field goal. The Miners drove the ball 63 yards on 17 plays (8:18) on the games' first possession. Trent Thompson hauled in 20-yard pass on a third-and-8, while Reynaldo Flores reeled in a 12-yard reception on a fourth-and-3 and went to the NMSU 13-yard line.

### SCORE BY QUARTERS

| TEAM     | 1ST | 2ND | 3RD | 4TH | TOTAL |
|----------|-----|-----|-----|-----|-------|
| NM STATE | 0   | 0   | 6   | 7   | 13    |
| UTEP     | 3   | 14  | 3   | 0   | 20    |

### QTR TIME SCORING PLAY

|     |       |  |
|-----|-------|--|
| 1st | 06:42 | UTEP - Baechle 29-yd FG, 17-63, 08:18                            |
| 2nd | 07:07 | UTEP - Smith 9-yd pass from Hardison (Baechle kick), 6-65, 03:28 |
|     | 05:55 | UTEP - Awatt 22-yd rush (Baechle kick), 1-22, 00:09              |
| 3rd | 10:50 | NMSU - Pavia 14-yd rush (Albertson kick blocked), 1-14, 00:07    |
|     | 00:05 | UTEP - Baechle 46-yd FG, 8-65, 04:01                             |
| 4th | 05:43 | NMSU - Pavia 11-yd rush (Albertson kick), 61-75, 09:22           |

### TEAM STATISTICS

|                        | NMSU   | UTEP    |
|------------------------|--------|---------|
| First Downs            | 17     | 17      |
| Rushing Attempts-Yards | 40-187 | 30-108  |
| Passing Yards          | 111    | 166     |
| Passes                 | 8-25-1 | 13-27-0 |
| Total Offense          | 298    | 261     |
| Punt Returns-Yards     | 1-4    | 1--3    |
| Kickoff Returns-Yards  | 0-0    | 0-0     |
| Punts-Average          | 6-43.5 | 6-49.7  |
| Fumbles-Lost           | 3-2    | 3-2     |
| Penalties-Yards        | 7-85   | 5-55    |
| Time of Possession     | 31:42  | 28:18   |

### UTEP Leaders

| Passing   | C-A-I   | YDS | TD | LG |
|-----------|---------|-----|----|----|
| Hardison  | 12-27-0 | 153 | 1  | 36 |
| Rushing   | ATT.    | YDS | TD | LG |
| Awatt     | 22      | 115 | 1  | 36 |
| Hardison  | 4       | 6   | 0  | 4  |
| Receiving | Rec.    | YDS | TD | LG |
| Flores    | 4       | 38  | 0  | 14 |
| Smith     | 4       | 56  | 1  | 23 |


### NMSU Leaders

| Passing   | C-A-I  | YDS | TD | LG |
|-----------|--------|-----|----|----|
| Pavia     | 7-20-0 | 100 | 0  | 44 |
| Rushing   | ATT.   | YDS | TD | LG |
| Pavia     | 15     | 69  | 2  | 14 |
| Brady     | 2      | 50  | 0  | 36 |
| Receiving | Rec.   | YDS | TD | LG |
| Thomas    | 4      | 50  | 0  | 44 |
| Brady     | 2      | 19  | 0  | 11 |

| Tackles     | U-A-T | Sack-YD | TFL-YD | Int.-YD |
|-------------|-------|---------|--------|---------|
| Wallerstedt | 3-6-9 | 0.0-0   | 1.0-1  | 0-0     |
| Amaewhule   | 3-3-6 | 0.0-0   | 1.0-1  | 0-0     |

| Tackles | U-A-T | Sack-YD | TFL-YD | Int.-YD |
|---------|-------|---------|--------|---------|
| Ojoh    | 4-4-8 | 0.5-5   | 0.5-5  | 0-0     |
| Seldon  | 3-4-7 | 0.0-0   | 0.5-2  | 0-0     |

## Game #4

|   |                              |           |
|---|------------------------------|-----------|
|  | <b>UTEP (1-3, 0-1)</b>       | <b>10</b> |
|   | <b>New Mexico (2-1, 0-1)</b> | <b>27</b> |

**Albuquerque, N.M. • University Stadium (15,269)  
Sept. 17, 2022**

New Mexico built a 20-3 halftime lead and kept UTEP out of the end zone until late in the game, as the Lobos knocked off the Miners, 27-10, on Sept. 17 at University Stadium.

The Lobos (2-1) gained 217 yards to the Miners' 76 over the first two periods. They scored 17 points in the first 20 minutes of the game — including a 22-yard interception for a score by Reco Hannah — to take a two-touchdown (17-3) lead. They added a 51-yard field goal by George Steinkamp right before the break.

In the second half, the UTEP defense limited New Mexico to 82 yards. But it was a lost night on offense for the Miners (1-3) as they committed seven turnovers, their most in a game since 2005.

UTEP quarterback Gavin Hardison completed his first three pass attempts before misfiring on nine straight. He was 8-for-23 for 73 yards with two picks in the first half. Hardison entered the contest with no interceptions in 117 pass attempts over the first three games.

Epitomizing the Miners' offensive frustration, Tyrin Smith had a career-long 76-yard reception early in the third quarter - but he was stripped at the goal line, leading to a touchback and Lobos' ball.

Smith had a career-high 183 yards on eight catches.

UTEP scored its lone touchdown with a 4:44 remaining when Deion Hankins barreled in for a one-yard score.

### SCORE BY QUARTERS

| TEAM       | 1ST | 2ND | 3RD | 4TH | TOTAL |
|------------|-----|-----|-----|-----|-------|
| UTEP       | 3   | 0   | 0   | 7   | 10    |
| NEW MEXICO | 10  | 10  | 0   | 7   | 27    |

### QTR TIME SCORING PLAY

|     |       |  |
|-----|-------|--|
| 1st | 06:28 | UNM - Drzewiecki 37-yd FG, 8-62, 03:56               |
|     | 06:03 | UNM - Hannah 22-yd INT Ret. (Drzewiecki kick), 00:16 |
|     | 01:21 | UTEP - Baechle 46-yd FG, 6-13, 01:45                 |
| 2nd | 10:31 | UNM - White 3-yd rush (Drzewiecki kick), 8-75, 05:50 |
|     | 00:04 | UNM - Steinkamp 51-yd FG, 5-33, 00:38                |
| 4th | 04:41 | UTEP - Hankins 1-yd rush (Baechle kick), 7-53, 02:07 |
|     | 02:33 | UNM - Jones 5-yd rush (Steinkamp kick), 5-21, 02:04  |

### TEAM STATISTICS

|                        | UTEP    | UNM     |
|------------------------|---------|---------|
| First Downs            | 17      | 17      |
| Rushing Attempts-Yards | 21-54   | 45-188  |
| Passing Yards          | 299     | 166     |
| Passes                 | 20-46-4 | 13-19-1 |
| Total Offense          | 253     | 299     |
| Punt Returns-Yards     | 3-41    | 0-0     |
| Kickoff Returns-Yards  | 2-36    | 0-0     |
| Punts-Average          | 3-48.7  | 6-44.0  |
| Fumbles-Lost           | 3-3     | 2-1     |
| Penalties-Yards        | 8-93    | 8-75    |
| Time of Possession     | 23:27   | 36:33   |

### UTEP Leaders

| Passing   | C-A-I   | YDS | TD | LG |
|-----------|---------|-----|----|----|
| Hardison  | 19-44-3 | 280 | 0  | 76 |
| Rushing   | ATT.    | YDS | TD | LG |
| Awatt     | 8       | 35  | 0  | 10 |
| Hankins   | 7       | 31  | 1  | 8  |
| Receiving | Rec.    | YDS | TD | LG |
| Smith     | 8       | 183 | 0  | 76 |
| Flores    | 3       | 36  | 0  | 19 |

### UNM Leaders

| Passing    | C-A-I   | YDS | TD | LG |
|------------|---------|-----|----|----|
| Kendrick   | 13-19-1 | 111 | 0  | 28 |
| Rushing    | ATT.    | YDS | TD | LG |
| Jones      | 21      | 83  | 1  | 21 |
| Washington | 6       | 57  | 0  | 30 |
| Receiving  | Rec.    | YDS | TD | LG |
| Wysong     | 5       | 37  | 0  | 28 |
| White      | 2       | 35  | 0  | 27 |

| Tackles | U-A-T  | Sack-YD | TFL-YD | Int.-YD |
|---------|--------|---------|--------|---------|
| Knight  | 7-7-14 | 0.0-0   | 2.0-4  | 0-0     |
| Hylton  | 6-4-10 | 0.0-0   | 1.5-2  | 0-0     |

| Tackles | U-A-T  | Sack-YD | TFL-YD | Int.-YD |
|---------|--------|---------|--------|---------|
| Moon    | 6-5-11 | 2.0-18  | 2.0-18 | 0-0     |
| Reed II | 2-4-6  | 0.0-0   | 0.0-0  | 0-0     |

# UTEP FOOTBALL 2022 RECAPS

## Game #5



**Boise State (2-2, 1-0)** **10**  
**UTEP (2-3, 0-1)** **27**

**El Paso, Texas • Sun Bowl Stadium (11,227)**  
**Sept. 23, 2022**

UTEP came out with a game plan and executed it perfectly, defeating Boise State, 27-10 on Sept. 23 in the Sun Bowl. The Miners posted their first ever win over the Broncos.

The Miners (2-3) tamed the Broncos (2-2) to 177 yards of total offense – the least allowed in a game since the 2014 season (at UTSA). The UTEP offense grinded out 322 yards of total offense, including 199 on the ground.

UTEP, a 16-point underdog, won its first game in seven tries against Boise State since the series started in 2000.

Deion Hankins rushed for a game-high 86 yards, his most since the 2020 season, while Jeremiah Ballard – in his first career start – hauled in career-high 64 yards on four receptions, including his first career touchdown on a 42-yard reception from Gavin Hardison. Reynaldo Flores capped the night with a three-yard touchdown – also the first TD of his career – to put UTEP up 27-10 last in the fourth quarter. Flores gained a career-high 41 yards on the ground.

Hardison was efficient on the night, completing 10-of-11 passes for 123 yards and a TD. He was the first Miner since 1999 to have only one incomplection (minimum 10 pass attempts) in a single game.

The Miners controlled the tempo of the game all night, muzzling the Broncos and winning the time of possession 40:35 to 19:25. Boise State rushed for 84 yards, while only passing for 93 yards and averaging 2.7 yards per attempt.

### SCORE BY QUARTERS

| TEAM        | 1ST | 2ND | 3RD | 4TH | TOTAL |
|-------------|-----|-----|-----|-----|-------|
| BOISE STATE | 3   | 0   | 7   | 0   | 10    |
| UTEP        | 0   | 10  | 10  | 7   | 27    |

### QTR TIME SCORING PLAY

|     |       |   |
|-----|-------|---|
| 1st | 06:57 | BSU - Dalmas 24-yd FG, 11-33, 05:53                                 |
| 2nd | 13:35 | UTEP - Baechle 35-yd FG, 14-57, 08:22                               |
|     | 02:10 | UTEP - Ballard 42-yd pass from Hardison (Baechle kick), 8-72, 03:50 |
| 3rd | 13:01 | BSU - Cobbs 15-yd pass from Bachmeier (Dalmas kick), 8-75, 01:59    |
|     | 03:01 | UTEP - Baechle 25-yd FG, 13-65, 07:38                               |
|     | 01:01 | UTEP - Bellon 47-yd punt return (Baechle kick), 01:55               |
| 4th | 04:25 | UTEP - Flores 3-yd rush (Baechle kick), 13-80, 09:10                |

### TEAM STATISTICS

|                        | BSU     | UTEP    |
|------------------------|---------|---------|
| First Downs            | 14      | 17      |
| Rushing Attempts-Yards | 19-84   | 54-199  |
| Passing Yards          | 93      | 123     |
| Passes                 | 13-34-0 | 10-11-0 |
| Total Offense          | 177     | 322     |
| Punt Returns-Yards     | 1--2    | 2-57-1  |
| Kickoff Returns-Yards  | 2-42    | 0-0     |
| Punts-Average          | 6-44.3  | 4-38.5  |
| Fumbles-Lost           | 0-0     | 0-0     |
| Penalties-Yards        | 4-21    | 5-40    |
| Time of Possession     | 19:25   | 40:35   |

### UTEP Leaders

| Passing   | C-A-I   | YDS | TD | LG |
|-----------|---------|-----|----|----|
| Hardison  | 10-11-0 | 123 | 1  | 42 |
| Rushing   | ATT.    | YDS | TD | LG |
| Hankins   | 21      | 86  | 0  | 12 |
| Awatt     | 17      | 52  | 0  | 9  |
| Receiving | Rec.    | YDS | TD | LG |
| Ballard   | 4       | 64  | 1  | 42 |
| Smith     | 2       | 25  | 0  | 16 |

### BSU Leaders

| Passing   | C-A-I   | YDS | TD | LG |
|-----------|---------|-----|----|----|
| Bachmeier | 13-34-0 | 93  | 1  | 28 |
| Rushing   | ATT.    | YDS | TD | LG |
| Holani    | 16      | 75  | 0  | 14 |
| Bachmeier | 1       | 8   | 0  | 8  |
| Receiving | Rec.    | YDS | TD | LG |
| Cobbs     | 5       | 31  | 1  | 15 |
| Caples    | 4       | 32  | 0  | 28 |

| Tackles     | U-A-T | Sack-YD | TFL-YD | Int.-YD |
|-------------|-------|---------|--------|---------|
| Wallerstedt | 1-8-9 | 0.0-0   | 0.5-1  | 0-0     |
| Knight      | 3-4-7 | 0.0-0   | 1.0-2  | 0-0     |

| Tackles | U-A-T   | Sack-YD | TFL-YD | Int.-YD |
|---------|---------|---------|--------|---------|
| Schramm | 3-13-16 | 0.0-0   | 0.0-0  | 0-0     |
| Skinner | 2-11-13 | 0.0-0   | 0.5-1  | 0-0     |

## Game #6



**UTEP (3-3, 1-1)** **41**  
**Charlotte (1-5, 0-1)** **35**

**Charlotte, N.C. • Jerry Richardson Stadium (9,547)**  
**Oct. 1, 2022**

Gavin Hardison threw for three touchdowns, Deion Hankins rushed for 112 yards, Tyrin Smith had 106 yards receiving and the UTEP defense scored 12 points as the Miners came away with their first-ever win in the Eastern time zone, 41-35 at Charlotte on Saturday night.

The Miners (3-3, 1-1 C-USA) have their first winning streak of the 2022 season, as they improved to 1-26-1 all-time when playing out East.

Ilijah Johnson's interception of Charlotte quarterback Chris Reynolds with a little over a minute remaining clinched the historic victory.

UTEP had a 20-point lead early in the fourth quarter before staving off a late comeback attempt by the 49ers (1-5, 0-2 C-USA), who regained possession with 1:26 to play trailing by six prior to Johnson saving the day. It was his first career interception, and the first pick thrown by Reynolds on the evening.

The Miners ended the first half with 24 unanswered points after Charlotte opened an early 7-0 lead. Hardison connected with Smith (17 yards) and Trent Thompson (26 yards) for scores, and Tyrice Knight had a 13-yard fumble return for a score shortly before the break. The last 14 points came in the final 33 seconds of the second quarter.

Hankins rushed 20 times for 112 yards, and Awatt added 88 yards on 13 carries. Hardison scrambled five times for 50 yards. He also completed 10-of-14 passes for 173 yards.

### SCORE BY QUARTERS

| TEAM      | 1ST | 2ND | 3RD | 4TH | TOTAL |
|-----------|-----|-----|-----|-----|-------|
| UTEP      | 7   | 17  | 10  | 7   | 41    |
| CHARLOTTE | 7   | 0   | 14  | 14  | 35    |

### QTR TIME SCORING PLAY

|     |       |  |
|-----|-------|--|
| 1st | 09:48 | CLT - DuBose 23-yd pass from Reynolds (Zita kick), 9-75, 05:12       |
|     | 02:01 | UTEP - Smith 17-yd pass from Hardison (Baechle kick), 15-75, 07:47   |
| 2nd | 08:03 | UTEP - Baechle 22-yd FG, 12-48, 07:35                                |
|     | 00:33 | UTEP - Thompson 26-yd pass from Hardison (Baechle kick), 9-82, 02:55 |
|     | 00:20 | UTEP - Knight 13-yd fumble return (Baechle kick), 00:09              |
| 3rd | 11:37 | CLT - Spencer 23-yd pass from Reynolds (Zita kick), 3-70, 01:01      |
|     | 11:03 | CLT - DuBose 2-yd pass from Reynolds (Zita kick), 2-40, 00:23        |
|     | 08:34 | UTEP - Smith 58-yd pass from Hardison (Baechle kick), 5-75, 02:23    |
|     | 00:36 | UTEP - Baechle 29-yd FG, 7-58, 04:09                                 |
| 4th | 13:46 | UTEP - Taylor 100-yd fumble return (Baechle kick), 01:50             |
|     | 09:27 | CLT - Vucker 6-yd pass from Reynolds (Zita kick), 12-75, 04:19       |
|     | 03:11 | CLT - Byrd 13-yd rush (Zita kick), 12-80, 03:08                      |

### TEAM STATISTICS

|                        | UTEP    | CLT     |
|------------------------|---------|---------|
| First Downs            | 20      | 27      |
| Rushing Attempts-Yards | 45-252  | 27-96   |
| Passing Yards          | 173     | 335     |
| Passes                 | 10-14-0 | 22-39-1 |
| Total Offense          | 425     | 431     |
| Punt Returns-Yards     | 2-1     | 2-11    |
| Kickoff Returns-Yards  | 3-41    | 4-75    |
| Punts-Average          | 3-46.0  | 3-41.0  |
| Fumbles-Lost           | 3-1     | 3-2     |
| Penalties-Yards        | 10-99   | 8-74    |
| Time of Possession     | 33:40   | 26:20   |

### UTEP Leaders

| Passing   | C-A-I   | YDS | TD | LG |
|-----------|---------|-----|----|----|
| Hardison  | 10-14-0 | 173 | 3  | 58 |
| Rushing   | ATT.    | YDS | TD | LG |
| Hankins   | 20      | 112 | 0  | 34 |
| Awatt     | 13      | 88  | 0  | 19 |
| Receiving | Rec.    | YDS | TD | LG |
| Smith     | 4       | 106 | 2  | 58 |
| Flores    | 3       | 31  | 0  | 15 |

### CLT Leaders



| Passing   | C-A-I   | YDS | TD | LG |
|-----------|---------|-----|----|----|
| Reynolds  | 22-38-1 | 335 | 4  | 38 |
| Rushing   | ATT.    | YDS | TD | LG |
| Byrd      | 13      | 80  | 1  | 13 |
| Rutledge  | 3       | 35  | 0  | 16 |
| Receiving | Rec.    | YDS | TD | LG |
| Spencer   | 7       | 160 | 1  | 38 |
| DuBose    | 6       | 55  | 2  | 23 |

| Tackles | U-A-T | Sack-YD | TFL-YD | Int.-YD |
|---------|-------|---------|--------|---------|
| Hylton  | 6-3-9 | 0.0-0   | 1.0-6  | 0-0     |
| Knight  | 6-2-8 | 1.0-9   | 1.0-9  | 0-0     |

| Tackles | U-A-T | Sack-YD | TFL-YD | Int.-YD |
|---------|-------|---------|--------|---------|
| Parker  | 6-2-8 | 0.0-0   | 0.0-0  | 0-0     |
| Jones   | 4-4-8 | 0.0-0   | 0.0-0  | 0-0     |

# UTEP FOOTBALL 2022 RECAPS

## Game #7

|   |                           |           |
|---|---------------------------|-----------|
|   | <b>UTEP (3-4, 1-2)</b>    | <b>31</b> |
|  | <b>LA Tech (2-3, 1-0)</b> | <b>41</b> |

**Ruston, La. • Joe Aillet Stadium (16,375)  
Oct. 8, 2022**

UTEP cut a 20-point deficit down to six with about 10 minutes remaining, but the Miners couldn't complete the comeback and stumbled at LA Tech, 41-31, on Oct. 8 at Joe Aillet Stadium.

After trailing 30-10 at halftime, UTEP sliced the deficit to 30-24 on a 44-yard pass from Gavin Hardison to Trent Thompson with 10:18 to go. But the Bulldogs answered with a four-play, 87-yard TD drive, as Parker McNeil threw a 15-yard scoring pass to Smoke Harris that put the game away.

The Miners finished a demanding stretch of seven games in seven weeks with a 3-4 record, 1-2 in Conference USA. They will be home for three of the next four contests as they try to reach back-to-back bowls for the first time in 17 years.

It was UTEP's fifth straight loss at LA Tech (2-3, 1-0 C-USA).

UTEP finished the night with three drives that ended inside the Bulldog 15 but produced no points, and another that resulted in a field goal.

The Miners fell behind 30-10 following a first half riddled with turnovers. The Bulldogs converted three UTEP giveaways into 14 points. Meanwhile, McNeil dissected the Miner defense, completing 16-of-20 passes for 187 yards and three touchdowns. The Bulldogs had 260 yards of offense in the first half.

The second half was a much better performance by the Miners, who outscored the Bulldogs 21-11 (all in the fourth quarter) while limiting them to 120 yards. But the damage had been done.

### SCORE BY QUARTERS

| TEAM    | 1ST | 2ND | 3RD | 4TH | TOTAL |
|---------|-----|-----|-----|-----|-------|
| UTEP    | 3   | 7   | 0   | 21  | 31    |
| LA TECH | 20  | 10  | 0   | 11  | 41    |

### QTR TIME SCORING PLAY

|     |       |   |
|-----|-------|---|
| 1st | 13:26 | LAT - Magee 8-yd pass from McNeil (Barnes kick), 6-74, 01:27                  |
|     | 09:47 | LAT - T. Harris 38-yd pass from McNeil (Barnes kick), 4-47, 01:35             |
|     | 04:00 | UTEP - Baechle 31-yd FG, 10-63, 05:39   |
|     | 00:02 | LAT - S. Harris 9-yd pass from McNeil (Barnes kick blocked), 11-75, 03:58     |
| 2nd | 06:59 | UTEP - Hankins 5-yd rush (Baechle kick), 9-68, 04:31                          |
|     | 02:53 | LAT - Barnes 28-yd FG, 7-56, 03:59  |
|     | 02:33 | LAT - Brooks 44-yd interception return (Barnes kick), 00:20                   |
| 4th | 13:20 | UTEP - Flores 3-yd rush (Baechle kick), 7-49, 02:14                           |
|     | 10:18 | UTEP - Thompson 44-yd pass from Hardison (Baechle kick), 2-48, 00:54          |
|     | 08:54 | LAT - S. Harris 15-yd pass from McNeil (Harris pass from McNeil), 4-87, 01:24 |
|     | 04:28 | LAT - Buchanan 52-yd FG, 4-6, 00:29   |
|     | 02:08 | UTEP - Bellon 52-yd pass from Hardison (Baechle kick), 9-75, 02:20            |

### TEAM STATISTICS

|                        | UTEP    | LAT     |
|------------------------|---------|---------|
| First Downs            | 27      | 18      |
| Rushing Attempts-Yards | 38-181  | 33-114  |
| Passing Yards          | 320     | 266     |
| Passes                 | 25-51-3 | 18-27-0 |
| Total Offense          | 501     | 380     |
| Punt Returns-Yards     | 0-0     | 1-12    |
| Kickoff Returns-Yards  | 3-58    | 3-73    |
| Punts-Average          | 2-34.0  | 3-39.3  |
| Fumbles-Lost           | 1-1     | 2-2     |
| Penalties-Yards        | 4-40    | 6-58    |
| Time of Possession     | 34:34   | 25:26   |

### UTEP Leaders

| Passing   | C-A-I   | YDS | TD | LG |
|-----------|---------|-----|----|----|
| Hardison  | 23-51-3 | 320 | 2  | 52 |
| Rushing   | ATT.    | YDS | TD | LG |
| Awatt     | 15      | 66  | 0  | 14 |
| Hankins   | 14      | 64  | 1  | 10 |
| Receiving | Rec.    | YDS | TD | LG |
| Flores    | 6       | 73  | 0  | 19 |
| Smith     | 6       | 48  | 0  | 15 |

### LA Tech Leaders

| Passing   | C-A-I   | YDS | TD | LG |
|-----------|---------|-----|----|----|
| McNeil    | 18-27-0 | 266 | 4  | 64 |
| Rushing   | ATT.    | YDS | TD | LG |
| Crosby    | 14      | 75  | 0  | 22 |
| Thornton  | 5       | 30  | 0  | 18 |
| Receiving | Rec.    | YDS | TD | LG |
| Hebert    | 6       | 76  | 0  | 28 |
| T. Harris | 5       | 126 | 1  | 64 |

| Tackles | U-A-T  | Sack-YD | TFL-YD | FF |
|---------|--------|---------|--------|----|
| Hylton  | 8-2-10 | 0.0-0   | 1.0-2  | 1  |
| Knight  | 3-4-7  | 0.0-0   | 0.0-0  | 1  |

| Tackles    | U-A-T  | Sack-YD | TFL-YD | PBU |
|------------|--------|---------|--------|-----|
| Cole       | 3-8-11 | 1.0-11  | 1.5-11 | 1   |
| Williamson | 6-4-10 | 0.0-0   | 0.0-0  | 1   |

## Game #8

|  |                                    |           |
|--|------------------------------------|-----------|
|   | <b>Florida Atlantic (3-5, 2-2)</b> | <b>21</b> |
|  | <b>UTEP (4-4, 2-2)</b>             | <b>24</b> |

**El Paso, Texas • Sun Bowl Stadium (12,796)  
Oct. 22, 2022**

Gavin Baechle connected on a 27-yard field that lifted UTEP to a 24-21 walk-off victory over Florida Atlantic on a windy Saturday afternoon in the Sun Bowl.

Deion Hankins's career-high 138 yards rushing propelled the Miners (4-4, 2-2 Conference USA) to their third straight win in the Sun Bowl and 10th victory in the last 13 games in the 915. The Owls (3-5, 2-2 C-USA), after taking an eight-point lead (14-6), were outscored 18-7 over the final 24 minutes of the ball game.

For Baechle, the wind didn't bother the senior kicker. His last successful attempt was the 51st of his career, setting a new program record. Baechle's make was his 15th consecutive field goal - the most by a UTEP kicker since the 2008 season. Baechle's trio of field goals also tied his career best.

It had also been a while since UTEP fans had witnessed a walk-off winner as the last time came on Sept. 25, 2010 when Dakota Warren nailed an 18-yard game-winning field goal with as time expired.

After FAU tied the game, UTEP received the ball and started the game-winning drive from its own 25. The Miners converted on a pair of third downs that kept the drive moving. The first came on a third-and-6 when Gavin Hardison found Tyrin Smith for a 16-yard reception to the UTEP45. The second came on a third-and-1 in which Hankins plunged forward for a two-yard gain and a UTEP first down.

UTEP's offense gained 412 yards of total offense, including 234 yards on the ground. UTEP averaged 5.7 yards on 41 attempts. The Miners have tallied 400+ yards in their first four C-USA games for the first time since the 2008 season. UTEP's offense was also 5-of-5 in the red zone (two touchdowns, three field goals).

### SCORE BY QUARTERS

| TEAM | 1ST | 2ND | 3RD | 4TH | TOTAL |
|------|-----|-----|-----|-----|-------|
| FAU  | 0   | 7   | 7   | 7   | 21    |
| UTEP | 0   | 6   | 8   | 10  | 24    |

### QTR TIME SCORING PLAY

|     |       |  |
|-----|-------|--|
| 2nd | 11:55 | UTEP - Baechle 29-yd FG, 11-51, 05:36                                |
|     | 02:33 | FAU - McCammon 32-yd rush (Suarez kick), 8-80, 03:08                 |
|     | 00:30 | UTEP - Baechle 32-yd FG, 7-60, 02:03                                 |
| 3rd | 05:22 | FAU - Young 72-yd interception return (Suarez kick), 02:59           |
|     | 03:57 | UTEP - Hardison 5-yd rush (Thompson pass from Hardison), 3-78, 01:18 |
| 4th | 12:11 | UTEP - Flores 4-yd pass from Hardison (Baechle kick), 8-63, 04:43    |
|     | 04:36 | FAU - Evans 17-yd pass from Perry (Suarez kick), 7-89, 02:33         |
|     | 00:00 | UTEP - Baechle 27-yd FG, 13-65, 04:36                                |

### TEAM STATISTICS

|                        | FAU     | UTEP    |
|------------------------|---------|---------|
| First Downs            | 20      | 17      |
| Rushing Attempts-Yards | 38-165  | 41-234  |
| Passing Yards          | 164     | 178     |
| Passes                 | 12-20-0 | 16-26-1 |
| Total Offense          | 329     | 412     |
| Punt Returns-Yards     | 1-24    | 1-3     |
| Kickoff Returns-Yards  | 1-25    | 1-19    |
| Punts-Average          | 4-36.2  | 5-42.0  |
| Fumbles-Lost           | 5-1     | 1-0     |
| Penalties-Yards        | 3-25    | 9-56    |
| Time of Possession     | 24:22   | 35:38   |

### UTEP Leaders

| Passing   | C-A-I   | YDS | TD | LG |
|-----------|---------|-----|----|----|
| Hardison  | 16-26-1 | 178 | 1  | 34 |
| Rushing   | ATT.    | YDS | TD | LG |
| Hankins   | 17      | 138 | 0  | 72 |
| Awatt     | 15      | 59  | 0  | 13 |
| Receiving | Rec.    | YDS | TD | LG |
| Smith     | 7       | 70  | 0  | 20 |
| Flores    | 6       | 48  | 1  | 19 |

### FAU Leaders

| Passing   | C-A-I   | YDS | TD | LG |
|-----------|---------|-----|----|----|
| Perry     | 12-20-0 | 164 | 1  | 36 |
| Rushing   | ATT.    | YDS | TD | LG |
| McCammon  | 13      | 79  | 1  | 32 |
| Mobley    | 9       | 59  | 0  | 20 |
| Receiving | Rec.    | YDS | TD | LG |
| Wester    | 5       | 69  | 0  | 36 |
| Edrine    | 4       | 52  | 0  | 18 |

| Tackles     | U-A-T  | Sack-YD | TFL-YD | Int.-YD |
|-------------|--------|---------|--------|---------|
| Wallerstedt | 2-9-11 | 0.5-3   | 0.5-3  | 0-0     |
| Taylor      | 4-4-8  | 2.0-13  | 3.5-14 | 0-0     |

| Tackles | U-A-T | Sack-YD | TFL-YD | Int.-YD |
|---------|-------|---------|--------|---------|
| Wester  | 5-4-9 | 1.0-9   | 1.5-10 | 0-0     |
| Wansley | 4-3-7 | 0.0-0   | 0.0-0  | 0-0     |

# UTEP FOOTBALL 2022 RECAPS

## Game #9



**Middle Tennessee (4-4, 1-3) 24**  
**UTEP (4-5, 2-3) 13**

**El Paso, Texas • Sun Bowl Stadium (10,727)**  
**Oct. 29, 2022**

UTEP's Tyrin Smith and Cal Wallerstedt produced career numbers but it wasn't enough as Middle Tennessee outscored the Miners 14-3 in the second half on its way to a 24-13 victory on Oct. 29 in the Sun Bowl.

Smith tallied a career-best 10 receptions for 117 yards and a touchdown, while Wallerstedt led the way with a game-high and career-most 14 tackles. But UTEP (4-5, 2-3 Conference USA) was called for game-changing penalties and missed opportunities on potential gamebreakers. MT (4-4, 1-3 C-USA) put the game away and chalked up its first league win of the season on a 75-yard touchdown pass Chase Cunningham to Jaylin Lane with 7:20 remaining in the contest.

Two key plays that changed the momentum for the Miners included a dropped pass by Trent Thompson on the first play in the second half that would've gone for a 75-yard score, while the second was an offensive passing interference on Reynaldo Flores that was called after a potential game-tying TD by Smith early in the fourth quarter.

On a positive note, Gavin Baechle, who's produced career numbers in 2022, nailed a pair of field goals – both from 47 yards out – and setting a school record with 17 consecutive made field goals. Baechle got the Miners on the board at the 11:12 mark of the second quarter, and then hit his second one to cut the deficit to four points (17-13) with 7:30 left in the contest.

MT got on the board first after Zeke Rankin hit a 23-yard field goal at the 12:14 mark of the first quarter. The Blue Raiders then jumped out to a 10-0 lead on a Chase Cunningham 17-yard touchdown pass to Jeremy Tate Jr. at the 2:17 mark of the first quarter.

### SCORE BY QUARTERS

| TEAM             | 1ST | 2ND | 3RD | 4TH | TOTAL |
|------------------|-----|-----|-----|-----|-------|
| MIDDLE TENNESSEE | 10  | 0   | 7   | 7   | 24    |
| UTEP             | 0   | 10  | 0   | 3   | 13    |

### QTR TIME SCORING PLAY

|     |       |   |
|-----|-------|---|
| 1st | 12:14 | MT - Rankin 23-yd FG, 8-68, 02:46   |
|     | 02:17 | MT - Tate Jr. 17-yard pass from Cunningham (Rankin kick), 7-39, 03:04       |
| 2nd | 11:12 | UTEP - Baechle 47-yd FG, 13-65, 07:38                                       |
|     | 00:27 | UTEP - Smith 4-yard pass from Hardison (Baechle kick), 14-83, 03:22         |
| 3rd | 06:41 | MT - England-Chisolm 6-yard pass from Cunningham (Rankin kick), 6-36, 03:19 |
| 4th | 07:30 | UTEP - Baechle 47-yd FG, 10-59, 04:53                                       |
|     | 07:20 | MT - Lane 75-yard pass from Cunningham (Rankin kick), 1-75, 00:10           |

### TEAM STATISTICS

|                        | MT      | UTEP    |
|------------------------|---------|---------|
| First Downs            | 20      | 19      |
| Rushing Attempts-Yards | 35-113  | 34-101  |
| Passing Yards          | 265     | 191     |
| Passes                 | 21-27-0 | 20-35-1 |
| Total Offense          | 378     | 292     |
| Punt Returns-Yards     | 4-14    | 2--1    |
| Kickoff Returns-Yards  | 0-0     | 3-51    |
| Punts-Average          | 5-47.8  | 5-44.7  |
| Fumbles-Lost           | 1-1     | 0-0     |
| Penalties-Yards        | 7-43    | 8-67    |
| Time of Possession     | 27:27   | 32:33   |

### UTEP Leaders

| Passing  | C-A-I   | YDS | TD | LG |
|----------|---------|-----|----|----|
| Hardison | 19-34-1 | 177 | 1  | 26 |

| Rushing | ATT. | YDS | TD | LG |
|---------|------|-----|----|----|
| Hankins | 13   | 68  | 0  | 16 |
| Awatt   | 12   | 48  | 0  | 12 |

| Receiving | Rec. | YDS | TD | LG |
|-----------|------|-----|----|----|
| Smith     | 10   | 117 | 1  | 26 |
| Flores    | 3    | 31  | 0  | 13 |

| Tackles     | U-A-T  | Sack-YD | TFL-YD | Int.-YD |
|-------------|--------|---------|--------|---------|
| Wallerstedt | 6-8-14 | 2.0-7   | 2.5-8  | 0-0     |
| Knight      | 7-4-11 | 0.0-0   | 0.0-0  | 0-0     |

### MT Leaders

| Passing    | C-A-I   | YDS | TD | LG |
|------------|---------|-----|----|----|
| Cunningham | 21-27-0 | 265 | 3  | 75 |

| Rushing | ATT. | YDS | TD | LG |
|---------|------|-----|----|----|
| Peasant | 20   | 96  | 0  | 25 |
| Bracy   | 4    | 12  | 0  | 5  |

| Receiving | Rec. | YDS | TD | LG |
|-----------|------|-----|----|----|
| Lane      | 7    | 147 | 1  | 75 |
| Tate Jr.  | 3    | 33  | 1  | 17 |

| Tackles  | U-A-T | Sack-YD | TFL-YD | Int.-YD |
|----------|-------|---------|--------|---------|
| Ross     | 5-3-8 | 0.0-0   | 0.0-0  | 0-0     |
| Fluellen | 4-4-8 | 0.0-0   | 0.0-0  | 0-0     |