



48 All-Americans ■ 13 Bowl Games ■ 21 Conference Players of Year ■ 12 Conference Championships

MIDDLE TENNESSEE BLUE RAIDER FOOTBALL

GAME 8

MIDDLE TENNESSEE (3-4; 0-3) VS UTEP (4-4; 2-2)

Saturday, Oct. 29, 2022 ■ 8 PM CT ■ El Paso, TX ■ Sun Bowl (46,670)



BLUE RAIDERS

Head Coach: Rick Stockstill
Record at MT: 104-102-0
Career Record: 104-102-0
Conference: C-USA



MINERS

Head Coach: Dana Dimel
Record at UTEP: 16-37 (5th)
Career Record: 46-76 (10th)
Conference: C-USA

SERIES HISTORY

Overall.....MT leads 3-1
Home.....2-0
Away.....1-1
Streak.....W2
Last Meeting.....MT 48, UTEP 32 (2018)

TELEVISION: ESPN+

Play-by-play.....Erik Elken
Analyst.....Jacob Boggs
Sideline.....None

RADIO: BLUE RAIDER NETWORK

Local:.....WGNS 1450 AM/100.5 FM/101.9 FM
Nashville:.....The Game 102.5 FM/106.3 FM/97.5 FM
XM App:.....988
Play-by-play.....Chip Walters (32nd season)
Analyst.....Jeff Murphy (1st Season)
Spotter.....Wayne Groce (42nd season)

SOCIAL MEDIA

Twitter/Instagram.....@MT_FB
Facebook.....Blue Raider Football

ATHLETIC COMMUNICATIONS

Address.....1672 Greenland Drive 37132
Phone.....615-898-2968
Website.....GoBlueRaiders.com
Associate AD.....Mark Owens
Email.....MarkR.Owens@mtsu.edu
Office.....615-898-5057
Cell.....615-631-9520
Twitter.....@MarkOwens5
Instagram.....MarkOwens5
Assistant.....Thomas Donley
Social Media Coordinator.....Matt Posey
Video Intern.....Ian Mahan
Video Intern.....Jordan Frazier
Video Intern.....Rory Hayes
Video Students.....Reed Sellers, Sam Wilde
Easton Smith, Cameron Stephens
Staff Writer.....Sam Doughton
Athletic Comm. Asst.....Carson Herbert
Athletic Comm. Asst.....Austin Pert
Athletic Comm. Asst.....Braydin Sik
Photographer.....Emily Cole, Kaitlyn Hungerford

STATISTICAL LEADERS (2022)

Run.....F. Peasant: 82 carries, 365 yds, 6 TDs
Pass.....C. Cunningham: 65.9%, 1792 yds, 10 TDs
Rec.....Izaiah Gathings: 39 rec, 352 yds, 1 TDs
Scoring.....Zeke Rankin: 46 pts
Tackles.....Teldrick Ross: 52
TFL.....Jordan Ferguson: 6.0
Sacks.....Zaylin Wood: 4.0
INT.....Decorian Patterson: 4

OPENING KICK

- ▶ WR Jaylin Lane has **25** receptions in his last three games combined.
- ▶ CB **Decorian Patterson** leads the team with a career-high four interceptions which ranks No. 6 nationally and first in C-USA.
- ▶ The Blue Raiders gained **32** turnovers last year and 19 of those came at home in five games. The 32 turnovers led the nation. MTSU has forced **15** in six games this season to rank **17th** nationally.
- ▶ MTSU has **9** current players on its roster playing the 2022 season with a degree in hand. The student-athletes are Yusuf Ali, Darius Bracy, Jordan Branch, Chase Cunningham, Christian Dixon, Jordan Ferguson, Jahlil Ryles, Jeremy Tate, and Ja'Kerrius Wyatt.
- ▶ MTSU is **42-31** all-time in C-USA play (2018 title game not included).
- ▶ **Consecutive Start Leaders:** Kyle Ulbrich (33), Jordan Ferguson (29).
- ▶ Under Rick Stockstill, the Blue Raiders have been involved in 27 games that were decided in the final minute of regulation or overtime. The team is 16-11 in those games and have won 12 of the last 17.
- ▶ Rick Stockstill is third on the school's all-time wins list with **104** victories.
- ▶ In 206 games under Rick Stockstill, the Blue Raiders are **+35** in turnover margin.
- ▶ MTSU has scored 30 or more points **92** times in 206 games under Rick Stockstill.
- ▶ Between Rick Stockstill (17), Tommy West (15), Mitch Stewart (-4) and Scott Shafer (3) the MTSU staff has a combined **39** years of head coaching experience with all but one year at the FBS level.
- ▶ The 2022 season is the **108th** for Blue Raider football and the 24th at the FBS level.



Teldrick Ross, who moved to corner against WKU, responded with a career-high three pass breakups, a fumble recovery and a TFL. Ross leads the team in total tackles with 52.

FERGUSON IN CAREER TOP 10

Sacks	Player	Years
22.5	Erik Walden	2004-07
22.0	Leighton Gasque	2010-14
20.5	DQ Thomas	2017-21
20.5	Jamari Lattimore	2008-10
17.0	Khalil Brooks	2015-19
16.0	Jordan Ferguson	2017-Pre.
15.0	Anthony McCord	1993-96
14.0	Tavares Jones	2004-07

TFL	Player	Years
53.0	DQ Thomas	2017-21
46.0	Dennis Mix	1979-82
40.0	Erik Walden	2004-07
38.0	Khalil Brooks	2015-19
36.0	Anthony Hicks	1992-96
35.5	Jordan Ferguson	2017-Pre.
34.0	T.T. Barber	2012-15
33.0	Anthony McCord	1993-96
32.5	Danny Carmichael	2006-09
30.0	Jamari Lattimore	2008-10

2022 SCHEDULE

at JMU Sept. 3 L, 7-44 ESPN+	at CSU Sept. 10 W, 49-19 Evoca	TSU Sept. 17 W, 49-6 ESPN+	at #25 Miami, FL Sept. 24 W, 45-31 ACCN	UTSA Sept. 30 L, 30-45 CBS SN	at UAB Oct. 8 L, 14-41 Stadium	WKU Oct. 15 L, 17-35 ESPN+	at UTEP Oct. 29 8 PM ESPN+	at LA Tech Nov. 5 2 PM ESPN+	Charlotte Nov. 12 2:30 PM ESPN+	FAU Nov. 19 2:30 PM ESPN+	at FIU Nov. 26 5 PM ESPN+

QUICK FACTS

UNIVERSITY INFORMATION

Location.....Murfreesboro, TN 37132
 Founded.....1911
 Enrollment.....20,857
 Conference.....Conference USA
 Nickname.....Blue Raiders
 Colors.....Royal Blue and White
 President.....Sidney McPhee
 Alma Mater.....Prairie View, 1976
 Director of Athletics.....Chris Massaro
 Alma Mater.....Northern Colorado, 1983
 Faculty Representative.....Rick Cottle
 NCAA Division.....FBS (17 sports; 8M/9W)
 Band.....Band of Blue

FOOTBALL INFORMATION

First Year of Football.....1911
 First Year of I-A (FBS) Football.....1999
 Overall Record (Years).....599-454-28 (107)
 Bowl Game Record.....5-8
 Last Bowl Game.....2021 (Bahamas Bowl)
 Stadium.....Johnny Floyd (Horace Jones Field)
 Year Opened.....1933
 Capacity.....30,788
 Record at Floyd Stadium.....305-129-13
 Playing Surface.....Synthetic Turf, 2014
 2021 Record.....7-6 (4-4 C-USA/4th in East)
 Offense.....Multiple
 Defense.....4-3 Multiple
 Lettermen Returning/Lost.....37/26
 Lost.....17 offense, 9 defense, 0 specialists
 Returning.....11 offense, 22 defense, 4 specialist
 Offensive Starters Returning/Lost.....3/8
 Defensive Starters Returning/Lost.....6/5

FOOTBALL STAFF

Head Coach.....Rick Stockstill (FSU, 1982)
 MT Record: 104-102
 Career Record: Same
 Offensive Coordinator.....Mitch Stewart
 Offensive Line/RGC.....Mike Polly
 Quarterbacks/PGC.....Brent Stockstill
 Tight Ends/H-Back.....Rick Mallory
 Running Backs.....Jeff Beckles
 Wide Receivers.....Shane Tucker
 Defensive Coordinator/Safeties.....Scott Shafer
 Defensive Line.....Tommy West
 Cornerbacks/STC.....Kenneth Gilstrap
 Linebackers/RC.....Dustin Royston
 Director of Football Operations.....Brent Brock
 Director of Player Personnel.....Nic Woodley
 Strength Coach.....Matt Hickmann
 Athletic Trainer.....Keith Bunch
 Video Coordinator/Ops.....Erik Bartlett
 Assoc. AD/Equipment Manager.... Larry Maples
 Offensive GA.....Maurquice Shakir
 Offensive GA.....Tavius Mathers
 Defensive GA.....Peyton Veraldi
 Defensive GA.....Coley Crowley
 Special Teams Analyst.....Cam Curtis
 Offensive Analyst.....Riley Larkin
 Defensive Analyst.....Blake Catlett
 Director of Recruiting.....Austin Cochran
 Administrative Aid.....Jan Worley
 Team Security.....Scott Miller, Brenna Smith

A LOOK AT THE SERIES

► This will be just the fifth meeting between MTSU and UTEP on the football field since becoming conference foes in 2013. The Blue Raiders lead the overall series, 3-1. MTSU is 1-1 in two previous meetings in El Paso, including a 48-32 win on its last visit in 2018.

LANE KEEPS ROLLING

► Sophomore Jaylin Lane, after missing the opener with an injury, has found his stride. In his last four games combined, Lane has **29** receptions for **405** yards and two touchdowns and is averaging 84.3 yards per game to rank **27th** nationally. Lane enjoyed a career game against UTSA when he equaled his personal-best with 10 grabs for a career-high 179 yards. He also owns **666** all-purpose yards in his last four games combined.

CUNNINGHAM ADDING UP THE YARDS, TDs

► QB Chase Cunningham, who has already thrown for a career season-best 1,792 yards this year, has passed for a combined 1,200 yards the last four games (300.0 per game). Cunningham is well on pace to jump into the top ten for single-season passing yards. The former walk-on also has tossed 28 touchdowns during his career to just 11 interceptions. With two more TD passes, Cunningham will tie Billy Walker for 10th on the all-time list.

D-LINE IN RARE AIR

► The MTSU defensive line has been in rare air the past two years. The anchor of the defense has come up with four interceptions combined in 2021 and 2022 with two in 2021 and two already in 2022. The group also has scored five touchdowns during that span with three in 2021 and two in 2022. They also had two receptions on offense in 2021. Zaylin Wood owns two interceptions during that span to go with one catch on offense.

WOOD NAMED NATIONAL PLAYER OF THE WEEK

► Zaylin Wood played a major role in the Blue Raiders' win over Miami to earn the Walter Camp National Defensive Player of the Week award and the Bronco Nagurski National Player of the Week honor. The redshirt sophomore turned in a career-best 2.0 sacks to go with 2.0 TFLs, a fumble recovery and his second career interception that he returned 15 yards for a touchdown. It was his first career defensive score after scoring an offensive touchdown in 2021. Wood is just the third Raider player all-time to win the Walter Camp National Player of the Week honor and first since 2008 and also the third winner of the Bronco Nagurski. Wood followed that effort up with two more sacks and a PBU against UTSA.

DISRUPTIVE DEFENSE

► The Blue Raider defense, anchored by a strong group up front, is back to their disruptive ways. The unit enters the UTEP game ranked in the top 20 nationally in five categories. The defense is **No. 3** in defensive touchdowns (3), **No. 9** in red zone defense (.690), **No. 10** in interceptions (10), **No. 17** in turnovers gained (15) and **No. 17** in TFLs (37.0).

RAIDERS LED NATION IN TURNOVERS GAINED; BACK AT IT AGAIN

► The Middle Tennessee defense, **which owns 15 forced turnovers in 2022**, enjoyed one of its best seasons ever in forcing turnovers in '21. The unit led the nation with 32 turnovers gained, which went down as the most by an MTSU team since the 2013 squad had 33 (also had 33 in 2009). Broken down, the Blue Raiders gained 15 fumble recoveries and 17 interceptions. The 15 fumble recoveries were the most since getting 18 in 2013 and the 17 picks went down as the most since 2015 (17). **In 2022, MTSU has 10 interceptions and five fumble recoveries.**

ULBRICH IS ALL-TIME LEADER

► Punter Kyle Ulbrich, a Ray Guy Award candidate, enters the UTEP game as the programs all-time leader in punting average at 43.84 yards a boot (197-8638). The senior set the MT single-season record last year with an average of 44.36 yards a punt. The Mentor, Ohio native is the only player all-time at MT to have three 70 yards or longer punts. In win over Miami, he averaged a career-best 51.8 yards a punt and had punts of 66, 59 and 52 yards. He matched the 51.8 yards a punt at

WATCH LIST RAIDERS

Bednarik: Jordan Ferguson
Ray Guy: Kyle Ulbrich
Lombardi: Jordan Ferguson
Paul Hornung: Jaylin Lane
Shrine Bowl: Jordan Ferguson, Izaiah Gathings
Wuerffel Trophy: Jordan Ferguson
Johnny Unitas: Chase Cunningham

MOST WINS BY ACTIVE FBS COACH - ALL AT THE SAME SCHOOL

1. Dabo Swinney, Clemson 158
2. Mike Gundy, Oklahoma St. 155
3. Kyle Whittingham, Utah 149
4. Troy Calhoun, Air Force 116
5. Pat Fitzgerald, Northwestern 110
6. Ken Niumatalolo, Navy 107
7. **Rick Stockstill, MT 104**
8. David Shaw, Stanford 96
9. Kirby Smart, Georgia 73
10. Mark Stoops, Kentucky 64




2022 TEAM CAPTAINS




YUSUF ALI



CHASE CUNNINGHAM



JORDAN FERGUSON



JAYLIN LANE



JA'KERRIUS WYATT

RAIDERS RECORD WHEN ...

2022

At Home.....	1-2
On the Road.....	2-2
Neutral Site.....	0-0
vs C-USA Opponents.....	0-3
vs Non-Conference.....	3-1
vs Ranked Opponents.....	1-0
vs In-State Opponents.....	0-0
In September.....	3-2
In October.....	0-2
In November.....	0-0
In December.....	0-0
On CBS SN.....	0-1
On Stadium.....	0-1
On EVOCA.....	1-0
On ESPN.....	0-0
On ACC Network.....	1-0
On ESPN+.....	1-2
Afternoon Games.....	2-2
Night Games.....	1-2
Decided by 7 or less.....	0-0
Winning Coin Toss.....	1-2
Losing Coin Toss.....	2-2
Scoring First.....	3-0
Opponent Scores First.....	0-4
Leading at Halftime.....	3-0
Tied at Halftime.....	0-0
Trailing at Halftime.....	0-4
Leading after 3 Quarters.....	3-0
Tied after 3 Quarters.....	0-0
Trailing after 3 Quarters.....	0-4
In Overtime.....	0-0
Scoring 30+ Points.....	3-1
Scoring 20-29 Points.....	0-0
Scoring 0-19 Points.....	0-3
Allowing 30+ Points.....	1-4
Allowing 20-29 Points.....	0-0
Allowing 0-19 Points.....	2-0
Outrushing Opponent.....	3-0
Getting Outrushed.....	0-4
Pass for More Yards.....	3-0
Pass for Fewer Yards.....	0-4
Outgaining Opponent.....	3-0
Getting Outgained.....	0-4
Win Time of Possession.....	2-0
Lose Time of Possession.....	1-4
Fewer Penalty Yards.....	1-4
More Penalty Yards.....	2-0
Win Turnover Battle.....	3-2

UAB with three more inside the 20. Ulbrich added a personal-best 447 yards against WKU while putting four more inside the 20.

DEFENSE LIKES THE ENDZONE

► In 2021, the Blue Raider defense had a knack of forcing turnovers but was equally impressive in reaching the endzone. The defense scored **six** times to share the national lead with Nevada and Ohio State. The defense scored on three interceptions and three fumble returns. The six scores were the most by a Blue Raider defense in the FBS era which started in 1999. **The unit has 11 scores in the last three years combined, including three after seven games in 2022.**

BLOCK PARTY

► Under Rick Stockstill, the Blue Raiders own **50** total blocked kicks in 206 games. That total breaks down as 26 field goals, 18 punts and six PATs. MTSU has at least one blocked kick in all 17 years under Stockstill. The Blue Raiders, who have two blocked kicks this year, had four blocked kicks last year to rank **tied for 10th** nationally and the four blocks were the most by the Blue Raiders since they had five rejections in 2014.

6TH & 5TH YEAR PLAYERS

► Middle Tennessee will play the 2022 campaign with a total of 15 players who will be in their fifth or sixth year of college. The Blue Raiders have six, sixth year players and nine, fifth year players. The six year players are Yusuf Ali, Darius Bracy, Chase Cunningham, Christian Dixon, Jordan Ferguson and Ja'Kerrius Wyatt. The fifth year players are Jordan Branch, Tyler Falvey, Izaiah Gathings, Decorian Patterson, Teldrick Ross, Jahlil Ryles, Jalen Rayam, Jordan Starling and Jeremy Tate.

MOST WINS BY ACTIVE FBS COACH

1. Nick Saban, Alabama	276
2. Mack Brown, UNC	271
3. Brian Kelly, LSU	269
4. Kirk Ferentz, Iowa	193
5. Willie Fritz, Tulane	192
6. Chris Creighton, EMU	181
7. Terry Bowden, ULM	176
8. Jerry Kill, NMSU	160
9. Dabo Swinney, Clemson	158
10. Mike Leach, MSU	155
Mike Gundy, Oklahoma St.	155
12. Craig Bohl, Wyoming	154
13. Lance Leipold, Kansas	153
14. Kyle Whittingham, Utah	149
15. Dave Clawson, Wake Forest	147
16. Jim Harbaugh, Michigan	126
17. Jimbo Fisher, Texas A&M	120
18. Chuck Martin, Miami, Ohio	116
Troy Calhoun, Air Force	116
20. Pat Fitzgerald, Northwestern	110
21. Bret Bielema, Illinois	108
22. Ken Niumatalolo, Navy	107
23. Rick Stockstill, MTSU	104
24. Mike Houston, ECU	100
25. Brady Hoke, San Diego St.	98
26. Jeff Monken, Army	97

2022 MISCELLANEOUS INFO

Opp.	Coin Toss	Kickoff/Receive	First Poss.	Game Length	Jersey	Pants	Helmet	Result
JMU	Won	Kickoff	Punt	3:25	White	Blue	Silver	L, 7-44
CSU	Lost	Kickoff	Punt	3:25	White	Gray	Silver	W, 34-19
TSU	Won	Kickoff	INT	3:24	Blue	White	White	W, 49-6
Miami	Lost	Receive	Punt	3:41	White	White	Silver	W, 45-31
UTSA	Lost	Receive	Punt	3:36	Black	Gray	Black	L, 30-45
UAB	Won	Kickoff	Punt	3:17	White	Blue	White	L, 14-41
WKU	Lost	Receive	Punt	3:35	Blue	Gray	Gray	L, 17-35
UTEP								
LA Tech								
Charlotte								
FAU								
FIU								

200-YARD RUSHING GAMES
(SINCE 2006)

■ vs FAU (11/26/16).....	495
■ vs FIU (10/26/19).....	471
■ vs FIU (11/7/09).....	385
■ vs Austin Peay (9/11/10).....	353
■ vs WKU (9/13/14).....	323
■ vs ODU (11/25/17).....	320
■ vs Missouri (10/22/16).....	311
■ vs FAU (11/22/14).....	310
■ vs Marshall (10/24/13).....	308
■ vs UTEP (11/30/13).....	304
■ vs FAU (9/8/12).....	302
■ vs FAU (9/21/13).....	296
■ vs FAU (11/27/10).....	287
■ vs UL (11/14/09).....	287
■ vs Charlotte (9/19/15).....	280
■ vs ODU (9/26/14).....	280
■ vs FAU (11/4/06).....	271
■ vs WCU (8/29/13).....	270
■ vs Louisville (9/6/07).....	265
■ vs GT (9/29/12).....	264
■ vs FIU (11/13/21).....	261
■ vs Memphis (10/13/07).....	260
■ vs UTEP (11/29/14).....	259
■ vs UAB (11/2/13).....	259
■ vs FIU (10/13/12).....	256
■ vs FIU (11/9/13).....	249
■ vs WKU (11/2/18).....	246
■ vs AAMU (9/3/16).....	246
■ vs Southern Miss (11/23/13).....	246
■ vs ULM (10/23/10).....	244
■ vs Bowling Green (9/23/17).....	243
■ vs Southern Miss (12/20/09).....	243
■ vs Jackson State (9/5/15).....	242
■ vs Southern Miss (10/4/14).....	239
■ vs FAU (10/31/09).....	239
■ vs TSU (9/7/19).....	237
■ vs North Texas (11/22/08).....	237
■ vs ASU (11/2/10).....	236
■ vs UAB (10/18/14).....	229
■ vs WKU (10/24/09).....	229
■ vs Savannah State (8/30/14).....	228
■ vs WKU (11/1/12).....	224
■ vs TSU (9/17/22).....	223
■ vs Charlotte (11/19/16).....	221
■ vs UL (9/25/10).....	217
■ vs Charlotte (11/2/19).....	215
■ vs ULM (10/21/06).....	215
■ vs USA (11/17/12).....	212
■ vs North Texas (9/30/06).....	212
■ vs ASU (11/11/06).....	211
■ vs UTEP (11/4/17).....	210
■ vs Marshall (10/2/21).....	209
■ vs ODU (10/27/18).....	208
■ vs Miami, OH (1/6/11).....	208
■ vs WKU (10/6/11).....	206
■ vs ASU (10/20/07).....	205
■ vs Charlotte (11/11/17).....	202
■ vs Marshall (11/7/2015).....	201
■ vs FIU (10/17/15).....	200

RED ZONE UPDATE

► Dating back to 2019, Middle Tennessee has scored **104** times in their last **122** red zone appearances. The Blue Raiders went **37-for-45** in 2021 and finished 14-for-17 in their last four games combined. In the seven wins last season MTSU went **26-for-30** in the red zone. MTSU is **20-for-25** in 2022.

11 of 16

► In 16 complete years under Rick Stockstill, Middle Tennessee has reached bowl eligibility **11** times and 10 times in the last 13 years. The Blue Raiders have been bowl eligible under Stockstill in 2006, 2009, 2010, 2012, 2013, 2014, 2015, 2016, 2017, 2018 and 2021.

WINNING TURNOVER BATTLE

► Winning the turnover battle is critical in collecting victories in football. Under Rick Stockstill, MTSU has a mark of **70-23** when winning the turnover battle and is **54-10** during bowl eligible years (2006, 2009, 2010, 2012, 2013, 2014, 2015, 2016, 2017, 2018, 2021). Over the last **128** games (since 2012), MTSU is **45-12** when winning the turnover battle.

LOOKING FOR 100

► During its history, Middle Tennessee owns an impressive **177-58-1** (.752) record when a back gains 100 or more yards rushing. Under Rick Stockstill, a Blue Raider has reached the 100-yard mark **66** times and the team has a **55-11** mark in those games.

30 IS MAGIC

► Under Rick Stockstill, the Blue Raiders are **80-12** when scoring 30 or more points. The 12 losses came at Louisville in 2007 when the Raiders fell 58-42; at Troy in 2011, 38-35; at home against WKU in 2011, 36-33 (2OT); against W. Michigan in the Bahamas Bowl in 2015 (45-31); at home against WKU in 2016 (44-43); against Hawai'i in the Hawai'i Bowl (52-35); at WKU (41-38 3OT) in 2017; at UNT (33-30) in 2019, at UTSA in 2020 (37-35), vs UNT (52-35) in 2020, Charlotte (42-39) in 2021 and UTSA (45-30) in 2022.

GIANT KILLERS

► Under Rick Stockstill, the Blue Raiders have a knack of knocking off Power 5 opponents. With the win at Miami in 2022, MTSU now has six wins over Power 5 foes under Stockstill. MTSU owns wins over Maryland (2008, 2009), Georgia Tech (2012), Missouri (2016), Syracuse (2017) and Miami (2022) with six others being decided by a TD or less.

1 POINT GAMES

► Rick Stockstill seems to have a little magic going in tight games. Under his direction, the Blue Raiders are an impressive **7-2** in games decided by one point.

- 2006 MTSU 7, FIU 6
- 2006 Troy 21, MTSU 20
- 2008 MTSU 14, FAU 13
- 2009 MTSU 32, Maryland 31
- 2010 MTSU 27, WKU 26
- 2010 MT 28, FIU 27
- 2014 MT 35, FAU 34
- 2016 WKU 44, MTSU 43
- 2018 MTSU 25, FAU 24

GAMES PLAYED LEADERS

► Senior defensive end Jordan Ferguson leads the Blue Raiders with **52** career games played and with at least 12 this season he can tie CJ Windham for the second-most all-time. Next in line is Jordan Starling with **45** career games followed by Decorian Patterson at **44** and Izaiah Gathings with **43** (only 19 at MT).

OVERTIME GAMES

► Middle Tennessee has competed in **11** overtime games as an FBS member (since 1999)

TOP OFFENSIVE GAMES
(SINCE 2006)

Yards	Opponent	Points
757	FAU (2016)	77
681	AAMU (2016)	55
659	Charlotte (2015)	73
654	Austin Peay (2010)	56
646	WKU (2009)	62
629	UTEP (2013)	48
605	WKU (2016)	43
605	JSU (2015)	70
604	TSU (2019)	45
595	Missouri (2016)	51
587	FIU (2009)	48
586	ODU (2017)	41
585	Marshall (2013)	51
583	Southern Miss (2014)	37
582	Troy (2011)	35
563	UTSA (2020)	35
556	FIU (2013)	48
555	Louisville (2007)	42
554	Marshall (2015)	27
553	LA Tech (2016)	38
542	Hawaii (2016)	35
541	WKU (2014)	50
539	ODU (2014)	41
533	BGSU (2017)	24
523	FIU (2012)	34
519	SSU (2014)	61
510	Georgia Tech (2012)	49
507	Miami (2022)	45
506	Louisiana (2009)	34
502	Charlotte (2021)	39



MT PLAYERS OF THE WEEK

Game	Offense	Defense	Specialist
JMU	Ali	Ferguson	Ferguson
CSU	Cunningham	Fluellen	Rankin
TSU	Peasant	Curtis	Sudderth
Miami	Cunningham	Wood	Ulbrich
UTSA	Lane	Patterson	Lane
UAB	Gathings	Curtis	Lane
WKU	Peasant	Fluellen	Mency
UTEP			
LT			
CHA			
FAU			
FIU			

MT LINEMEN OF THE WEEK

Game	Offense	Defense
JMU	Palmer	Cook
CSU	Falvey	Dunnigan
TSU	Kelly	Branch
Miami	Porcher	Ferguson
UTSA	Falvey	Wood
UAB	Ellis	Cook
WKU	Graham	Ferguson
UTEP		
LT		
CHA		
FAU		
FIU		

C-USA PLAYERS OF THE WEEK

Offense: Chase Cunningham 9/26

Defense: Quindarius Dunnigan 9/12;
Zaylin Wood 9/26

HONOR ROLL

Chase Cunningham: Johnny Unitas Golden Arm Watch List, C-USA Offensive Player of the Week 9/26, TSWA Offensive Player of the Week 9/27, Comeback Player of the Year Watch List

Quindarius Dunnigan: C-USA Defensive Player of the Week 9/12, TSWA Defensive Player of the Week 9/13

Jordan Ferguson: C-USA Preseason Watch List, Named to Lombardi Award Watch List, Bednarik Watch List, Wuerffel Trophy Watch List, Allstate AFCA Good Works Team, Shrine Bowl 1000

Izaiah Gathings: Shrine Bowl 1000, C-USA Preseason Watch List

Jaylin Lane: Preseason 2022 First Team All-American by Phil Steele, Preseason All-American by Athlon Sports, C-USA Preseason Watch List, Paul Hornung Watch List, Pro Football Network Preseason All-American

Kyle Ulbrich: C-USA Preseason Watch List, Ray Guy Watch List, Ray Guy Award Rays 8 List 9/26, 10/10, 10/17, Ray Guy Punter of the Week 10/18

Zaylin Wood: C-USA Preseason Watch List, Walter Camp National Defensive Player of the Week 9/25, C-USA Defensive Player of the Week 9/26, Bronco Nagurski National Player of the Week 9/27, TSWA Defensive Player of the Week 9/27

MIDDLE TENNESSEE BLOCKED KICKS IN FBS ERA

Totals: 70 in 285 games (33 FGs, 24 punts, 13 PATs)

Totals under Stockstill: 50 in 206 games (26 FGs, 18 punts, 6 PATs)

2000 (1 punt, 0 PAT, 0 FG)

Louisiana Tech - Punt (Michael Woods) hW

2001 (1 punt, 1 PAT, 1 FG)

ULM - PAT (Kareem Bland) aW
ASU - Punt (Chris Johnson) hW
Connecticut - FG (Kareem Bland) hW

2002 (2 punt, 2 PAT, 1 FG)

Tennessee - FG (Jerry Vanderpool) aL
ULM - Punt (Joey Montalbano) hW
North Texas - Punt (Thomas Johnson) hL
North Texas - PAT (Kareem Bland) hL
North Texas - PAT (Kareem Bland) hL

2003 (0 punt, 3 PAT, 0 FG)

Clemson - PAT (Pierre Ingram) aL
Missouri - PAT (Pierre Ingram) aL
Troy - PAT (Thomas Johnson) hW

2004 (0 punt, 1 PAT, 3 FG)

Akron - FG (Jerry Vanderpool) aW
FAU - FG (Sean Mosley) hL
Louisiana - FG (Pierre Ingram) aL
Troy - PAT (Roy Polite) aL

2005 (2 punt, 0 PAT, 2 FG)

North Texas - FG (Jeff Littlejohn) hL
Vanderbilt - FG (Jeremiah Weaver) aW
ASU - Punt (Sean Mosley) hW
Troy - Punt (Sean Mosley) aW

2006 (0 punt, 0 PAT, 1 FG)

Troy - FG (Justin Rainey) hL

2007 (2 punt, 0 PAT, 0 FG)

FAU - Punt (Jeremy Kellem) aL
North Texas - Punt (Michael Cannon) aW

2008 (1 punt, 1 PAT, 1 FG)

UK - FG (Alex Suber) aL
ULM - Punt (Jeremy Kellem) hW
ULM - PAT (Emmanuel Perez) hW

2009 (3 punt, 0 PAT, 5 FG)

Maryland - FG (Chris McCoy) aW
North Texas - FG (Rod Issac) aW
FAU - Punt (SaCoby Carter) aW
FAU - FG (Marcus Udell) aW
FAU - Punt (Jeremy Kellem) aW
FIU - Punt (Jeremy Kellem) hW
FIU - FG (Dwight Smith) hW
ASU - FG (Brandon Perry) hW

2010 (0 punt, 2 PAT, 4 FG)

Louisiana - FG (Derrek Upshaw) aW
Troy - FG (Jamari Lattimore) hL
ASU - PAT (Dwight Smith) aL
WKU - PAT (Jamari Lattimore) aW
WKU - FG (Jarrett Crittenton) aW
Miami, OH - FG (Derek Upshaw) nL

2011 (3 punt, 0 PAT, 2 FG)

Troy - Punt (Reginald Farmer) aL
WKU - FG (Darin Davis) hL
WKU - FG (Shubert Bastien) hL
FAU - Punt (Terrence Coleman) aW
ASU - Punt (Leighton Gasque) hL

2012 (0 punt, 0 PAT, 1 FG)

FIU - FG (Stephen Roberts) aW

2013 (2 punts, 0 PAT, 0 FG)

FAU - Punt (Kenneth Gilstrap) aW
Marshall - Punt (Chris Brown) hW

2014 (2 punts, 1 PAT, 2 FG)

Savannah State - FG (Raynard Felton) hW
Minnesota - Punt (Chase Pennycuff) aL
WKU - FG (Shubert Bastien) hW
USM - PAT (Kevin Byard) hW
UTEP - Punt (Chris Perkins) aL

2015 (0 punts, 0 PAT, 2 FG)

Jackson State - FG (Jeremy Cutrer) hW
Marshall - FG (Jeremy Cutrer) hW

2016 (1 punts, 0 PAT, 1 FG)

Vanderbilt - Punt (Azar Wilson) aL
Charlotte - FG (DJ Sanders) aW

2017 (1 punts, 0 PAT, 2 FG)

FAU - FG (D. Randolph) aL
UAB - Punt (Ruben Garnett) aL
ODU - FG (D. Randolph) hW

2018 (0 punts, 0 PAT, 1 FG)

WKU - FG (D. Randolph) hW

2019 (0 punts, 2 PAT, 0 FG)

TSU - PAT (R.Blankenship) hW
FAU - PAT (R.Blankenship) aL

2020 (0 punts, 0 PAT, 1 FG)

Rice - FG (Jalen Jackson) aW

2021 (2 punts, 0 PAT, 2 FG)

UTSA - FG (Zaylin Wood) aL
CLT - FG (Jordan Starling) aL
Marshall - Punt (Chaton Mobley) hW
USM - Punt (Ralph Mency) hW

2022 (1 punts, 0 PAT, 1 FG)

JMU - FG (Jordan Ferguson) aL
TSU - Punt (Taharin Sudderth) hW

and carries a mark of **6-5**. Here is a list:

Overtime Games

2020: MTSU 40, Rice 34 (10/24) (20T)
2017: WKU 41, MTSU 38 (11/17) (30T)
2016: WKU 44, MTSU 43 (10/15) (20T)
2015: MTSU 27, Marshall 24 (11/7) (30T)
2014: MTSU 50, WKU 47 (9/13) (30T)
2013: MTSU 42, FAU 35 (9/21) (0T)
2011: WKU 36, MTSU 33 (10/6) (20T)
2003: UL-Lafayette 57, MTSU 51 (11/15) (40T)
2003: MTSU 28, Idaho 21 (10/18) (0T)
2003: Missouri 41, MTSU 40 (9/20) (0T)
2000: MTSU 41, UL-Lafayette 38 (11/18) (20T)

C-USA STANDINGS

	Overall	C-USA
UTSA	6-2	4-0
WKU	5-3	3-1
North Texas	4-4	3-1
Rice	4-3	2-1
UTEP	4-4	2-2
UAB	4-3	2-2
FAU	3-5	2-2
FIU	3-4	1-2
Louisiana Tech	2-5	1-2
Middle Tennessee	3-4	0-3
Charlotte	1-7	0-4

UPCOMING SCHEDULE

all times central

FRIDAY, OCTOBER 28

LA Tech at FIU (CBSSN) 7 pm

SATURDAY, OCTOBER 29

Charlotte at Rice (ESPN+) 1 pm
 North Texas at WKU 2:30 pm
 UAB at FAU (CBSSN) 6 pm
 MTSU at UTEP (ESPN+) 8 pm

THURSDAY, NOVEMBER 3

UTEP at Rice (CBSSN) 6 pm

SATURDAY, NOVEMBER 5

WKU at Charlotte (CBSSN) 11 am
 MTSU at LA Tech (ESPN+) 2 pm
 UTSA at UAB (Stadium) 2:30 pm
 FIU at North Texas (ESPN+) 3 pm

SATURDAY, NOVEMBER 12

Rice at WKU (ESPN+) 1 pm
 Charlotte at MTSU (ESPN+) 2:30 pm
 North Texas at UAB (Stadium) 2:30 pm
 LA Tech at UTSA (ESPN+) 2:30 pm
 Florida Atlantic at FIU (Stadium) 6 pm

SATURDAY, NOVEMBER 19

UTSA at Rice (ESPN+) 12 pm
 FAU at MTSU (ESPN+) 2:30 pm
 LA Tech at Charlotte (ESPN+) 2:30 pm
 FIU at UTEP (ESPN Networks) 3 pm
 UAB at LSU TBD
 WKU at Auburn TBD

SATURDAY, NOVEMBER 26

WKU at FAU (CBSSN) 11 am
 Rice at North Texas (ESPN+) 1 pm
 UAB at LA Tech (CBSSN) 2:30 pm
 UTEP at UTSA (Stadium) 2:30 pm
 MTSU at FIU (ESPN+) 5 pm

2022 TURNOVER BREAKDOWN

Opponent	MTSU TO's	Opp. Pts	Opp. TO's	MTSU Pts	Margin
James Madison	1	7	0	0	-1
Colorado State	2	6	4	17	+2
TSU	1	0	2	14	+1
Miami	1	3	3	10	+2
UTSA	0	0	3	10	+3
UAB	1	3	0	0	-1
WKU	2	7	3	14	+1
UTEP	0	0	0	0	0
Louisiana Tech	0	0	0	0	0
Charlotte	0	0	0	0	0
FAU	0	0	0	0	0
FIU	0	0	0	0	0
TOTAL	8	26	15	65	+7

OFFENSIVE NOTES

- ▶ **90 Yard Drives:** The Blue Raiders have put together **33** scoring drives of 90 or more yards under Rick Stockstill. MTSU had four 90-yard-or-longer drives in 2016 for the most in his tenure and had two in 2020 (none in 2021). The longest drive under Stockstill was a 99-yarder in 2007 at ULM. The Blue Raiders have two in 2022.
- ▶ **Yusuf Ali** owns 131 career receptions to rank tied for seventh all-time in MTSU history. He needs 14 more grabs to overtake Jarrin Pierce (144) for sixth place.
- ▶ **Jaylin Lane's** 269 all-purpose yards against UTSA this season went down as the 10th most in a single game in MTSU history.
- ▶ **Chase Cunningham's** 35 completions against UTSA equaled the fourth most in school history and his 56 attempts went down as a tie for the second most. Both were career highs.
- ▶ In MTSU's game at Charlotte in 2021, QB **Chase Cunningham** made his first career start and responded with 379 passing yards, 5 TD passes and a team-high 65 rushing yards. It went down as the most yards and TDs by an MTSU QB making his first start in school history.
- ▶ MTSU has registered over **5,000** yards of total offense in a season nine times in its history, and seven of those have come under Rick Stockstill, including four in the last six years.
- ▶ The Blue Raiders have rushed for 200 or more yards in a game **59** times under Rick Stockstill, including **11** times over 300 yards.
- ▶ Since joining C-USA in 2013, MTSU has rushed for **13,050** yards in **73** league games. That averages out to **178.7** yards a game.

DEFENSIVE NOTES

- ▶ **Defensive Scores:** Under Rick Stockstill, the Blue Raider defense has scored **43** defensive touchdowns, and **38** have come since 2009. Of the 43 scores, 28 have been interceptions and 15 have come by way of fumble returns.
- ▶ **36 Times Under Shafer:** Middle Tennessee's defense has held the opposition to under 400 yards of total offense in 36 of 68 games under Scott Shafer. MTSU did it nine times in 2017, nine times in 2018, three times in 2019, five times in 2020 and seven times in 2021.
- ▶ In five years under Scott Shafer, the Blue Raider defense has averaged 26.0 (130) sacks and 76.4 (382) tackles for loss.
- ▶ The Blue Raider defense leads C-USA in red zone defense and ranks 9th nationally.
- ▶ LB **Jalen Davis** recorded a personal-best **3.0 TFLs** against JMU which was one more than he had his entire career entering the game. Davis had five total solo tackles for the game.
- ▶ DE **Jordan Ferguson's** 71-yard fumble return for a TD against FAU (2021) went down as the longest play by a defensive lineman under Rick Stockstill and was the fourth lineman to score a TD under Stockstill with two being in 2021.
- ▶ MTSU owns two shutouts since entering C-USA play in 2013. MTSU defeated FIU 48-0 in 2013 and downed Alabama A&M in 2016, 55-0.
- ▶ The most forced turnovers in the FBS era is seven against Charlotte in 2015. The most in school history is 9 against Akron in 1985.
- ▶ The longest fumble returns in the Rick Stockstill era are 100 yards by Rod Isaac vs WKU in 2010, 90-yards by Reed Blankenship against Marshall in 2021 and 71 yards by Jordan Ferguson at FAU in 2021.

SPECIAL TEAMS NOTES

- ▶ MTSU has six current players with at least one blocked kick in their career. The six are: **Jalen Jackson** (FG), **Zaylin Wood** (FG), **Jorden Starling** (FG), **Ralph Mency** (Punt), **Jordan Ferguson** (FG) and **Taharin Sudderth** (Punt).
- ▶ Placekicker **Zeke Rankin** enters the UTEP game having made eight straight field goals dating back to last season. The eight straight equals the fourth longest streak in MTSU histo-



COACHES IN THE PRESS BOX

Scott Shafer, Defensive Coordinator
Mitch Stewart, Offensive Coordinator
Rick Mallory, Tight Ends/H-Backs
Jeff Beckles, Running Backs
Maurquice Shakir, Graduate Assistant
Payton Veraldi, Graduate Assistant
Coley Crowley, Graduate Assistant

UNIFORM COMBOS

Pants	Jersey	Helmet	Record
Blue	White	Gray	13-11
Blue	White	Black	1-0
Blue	White	White	3-9
Blue	Blue	Gray	5-8
Blue	Black	Black	1-0
Blue	White	Blue	2-2
Blue	Blue	Chrome	2-1
Blue	Blue	Blue	1-1
Blue	Gray	Blue	1-0
Blue	Black	Blue	1-0
Blue	Blue	White	0-1
White	White	Chrome	0-2
White	White	White	6-4
White	White	Blue	2-2
White	White	Black	0-1
White	Blue	Gray	18-18
White	Blue	Blue	0-2
White	White	Gray	6-9
White	Black	Gray	0-1
White	Blue	White	7-3
White	Black	Black	2-0
White	Blue	Chrome	1-1
Black	Black	Black	2-2
Black	Black	Black	7-4
Black	Blue	Black	1-1
Black	White	Black	3-3
Black	Blue	Blue	1-0
Black	Gray	Black	1-0
Black	Black	Chrome	1-0
Gray	Blue	Gray	5-5
Gray	Blue	Black	1-0
Gray	White	Gray	3-8
Gray	Black	Gray	1-0
Gray	Gray	Gray	1-0
Gray	Blue	Blue	1-0
Gray	White	White	1-1
Gray	Blue	White	1-0
Gray	White	Chrome	0-1
Gray	Black	Gray	1-0
Gray	Blue	Chrome	1-0
Gray	Black	Black	0-1
Total			104-102

SUPER BOWL CHAMPIONS



- ry.
- ▶ Jaylin Lane's 70-yard punt return for a TD against Monmouth in 2021 was the longest by the Blue Raiders since Kevin Byard went 76 yards for a score against ODU in 2014.
 - ▶ **Kyle Ulbrich** boomed a career long 75-yard punt at FIU in 2020 which went down as the fifth longest in school history. For his career, Ulbrich has **53** punts of 50 or more yards and is the only player in school history with at least three punts of 70 or more yards.
 - ▶ **Jalen Montgomery** recorded his first collegiate touchdown when he returned a blocked punt 19 yards in a win over TSU. Montgomery is a walk-on runningback.
 - ▶ MTSU has at least one blocked kick each year under Stockstill.

RAIDER ROUNDUP

- ▶ The top-scoring quarter in the Rick Stockstill era is the second quarter. Here is a combined total for each quarter: 1st - **1,373** points; 2nd - **1,744** points; 3rd - **1,112** points; 4th - **1,460** points; and **76** in overtime.
- ▶ When both teams are held under 20 points, the Blue Raiders are **3-1** under Rick Stockstill.
- ▶ As a FBS (I-A) member (285 games), MTSU has scored 50 or more points 25 times.
- ▶ The Blue Raiders are **106-19** in the FBS era when leading at the half and are **114-13** when leading a game entering the 4th quarter.
- ▶ When trailing at the half, the Blue Raiders are just **23-117** in the FBS (I-A) era.
- ▶ The Blue Raiders saw their streak of scoring in 90 consecutive games come to an end at Army in 2020. However, MTSU has scored in **142** straight home games (last shutout was 9/23/1995 vs Murray State).
- ▶ Largest margin of victory in the I-A era: 59 points vs Charlotte 9/19/15 (73-14) ... Largest margin of defeat in the I-A era: 59 points vs Oklahoma 9/23/06 (59-0).
- ▶ **Raiders in the NFL:** MTSU currently has **nine** players on NFL rosters: Kevin Byard (Titans), Darius Harris (Chiefs), Charvarius Ward (49ers), Richie James (Giants), Robert Jones (Dolphins), Reed Blankenship (Eagles), DQ Thomas (Packers), Jovante Moffatt (Falcons), and Chandler Brewer (Rams).

STORY IDEAS

- ▶ **Team Captains:** Two of MTSU's five permanent team captains this season are former walk-ons. The only other time in the permanent team captain era (since 2006), a walk-on was voted as a captain was Wes Hofacker in 2008, Patrick Honeycutt in 2009, and Anthony Amos in 2012. This is the first time two walk-ons were appointed captains.
- ▶ **Jordan Ferguson Community Outreach:** In 2021, Ferguson successfully launched his first official non-profit organization called Hands Worldwide. With some help, his first event was handing out hot plates of food and water to those in need on the streets of Atlanta during the winter holidays. Later in the winter, he handed out blankets to the homeless in Nashville and Murfreesboro. This is just a small sampling of what he does on a consistent basis. That selfless devotion to not only his teammates, but also the community at large, continues to make the difference in the lives of so many people.
- ▶ **Keeping it in the Family:** Among Rick Stockstill's 10 full-time coaches, three are former players who competed for him at MTSU. That ranks tied with Clemson for the most full-time coaches on staff who played for the head coach at that particular school. Iowa has the most with five.
- ▶ **Stewart & Polly back together:** Offensive coordinator Mitch Stewart and offensive line coach Mike Polly have been reunited after serving on the same staff at Murray State from 2010 to 2012.



CollegePressBox.com is the official media website for Division I football.

Access and download weekly game notes, quotes, statistics media guides, headshots, logos and more for each conference and its member schools.

Register for access at collegepressbox.com/register



Johnny "Red" Floyd Stadium

► Officially named Johnny "Red" Floyd Stadium/Horace Jones Field in 1968, Floyd Stadium is hosting its **87th** season of Blue Raider football with the 2022 campaign. Set on the northwest end of campus, Johnny "Red" Floyd Stadium has one of the top settings in the region and Conference USA.

During the summer of 2014, a new synthetic surface was installed to replace the turf that was installed in 2006. The surface is by Shaw Sports Turf and the brand used is Legion 46, which combines a high-performance monofilament fiber with a durable slit film fiber to provide a soft and resilient playing surface.

The Blue Raiders are **305-129-13** all-time at Floyd Stadium.

The stadium opened its doors on October 14, 1933, with a scoreless tie against Jacksonville State.

Originally built as two sideline grandstands on either side of an outdoor track, it was enlarged in 1940, 1960, 1968, and most recently in 1998 to bring it to its current configuration as an octagonal bowl.

The move to NCAA Division I-A (FBS) football was the catalyst for the 1998 renovation to Floyd Stadium. On August 24, 1995, the University announced plans for a \$25 million renovation, which was approved by the State Building Commission. After a lengthy bid process, ground was officially broken for the stadium in January of 1997 with Turner Construction handling the project.

Upon completion, the stadium featured 30,788 seats with only the east side grandstands remaining from the original structure. The old press box gave way to a five-story tower including luxury suites on the third level, a large press area and suites on the fourth level, and a camera deck on the fifth level. The renovation also included the addition of more chair-back seats as well as a club level.

The stadium is also equipped with 16 indoor suites and 38 outdoor boxes

The first game in the renovated stadium took place on Sept. 5, 1998. The game, in which Middle Tennessee hosted local rival Tennessee State, drew a school record at the time 27,568 fans.

The Blue Raiders set a new stadium attendance record with 30,502 seeing the home team face Georgia Tech on Sept. 10, 2011.

- **1948:** Permanent concrete stands added to Horace Jones Field to bring capacity to 6,200.
- **1960:** Horace Jones Field expanded to 10,000 seats and a press area was added.
- **1968:** Facility officially becomes Johnny "Red" Floyd Stadium/Horace Jones Field.
- **1968:** Seating capacity expanded to 14,000. In addition, a larger press box was added.
- **1971:** Artificial turf was installed and natural grass became a thing of the past. First game on the new turf was Oct. 2, 1971, against Chattanooga.
- **1979:** On Nov. 3, stadium is officially dedicated and press box sign unveiled.
- **1998:** \$25 million renovation expands seating capacity to 30,788 and the old press box gave way to a five-story facility with a club level, suites, press floor, and a camera deck.
- **2006:** A new synthetic surface was installed to give the Blue Raiders one of the top surfaces in the country.
- **2007:** A new state-of-the-art video board with an 18'x32' display was installed.
- **2011:** A new fence was installed around the perimeter of the stadium.
- **2012:** The Jeff Hendrix Stadium Club debuted on the west side of the stadium.
- **2014:** New synthetic surface was installed, along with a new design.
- **2017:** New ribbon video boards installed on east side
- **2019:** Debut of the Blue Raider Beer Garden in the south end zone.

LARGEST MT CROWDS

1.	30,502	Georgia Tech.....	9/10/11
2.	28,105	Memphis	9/12/09
3.	28,010	Troy.....	10/5/10
4.	27,568	Tennessee State.....	9/5/98
5.	27,519	Southeast Missouri	9/28/02
6.	26,717	Vanderbilt.....	9/2/17
7.	25,908	Minnesota.....	9/2/10
8.	25,766	Florida Atlantic	9/30/08
9.	25,411	Vanderbilt.....	10/3/15
10.	24,911	WKU	9/13/14

QUICK FACTS

Capacity.....	30,788
First Game.....	1933 vs Jacksonville St.
MT Record.....	304-127-13
Longest Win Streak.....	31 games

IMPORTANT DATES

1933.....	Horace Jones Field Opens
1956.....	100th Game - Oct. 6
1975.....	200th Game - Oct. 18
1994.....	300th Game - Oct. 1
2000.....	First home game vs IA (La. Tech)
2001.....	First SBC home game (Idaho)
2003.....	First BCS foe at home (Temple)
2008.....	First home win vs BCS (Maryland)
2008.....	First National Broadcast (FAU)
2013.....	First Conference USA Game (ECU)
2013.....	400th Game - Nov. 9 vs IU



RICK STOCKSTILL

17TH SEASON | 9 BOWL APPEARANCES | 104-102 CAREER RECORD
| 3RD ALL-TIME AT MT | 6-TIME COACH OF THE YEAR

THE STOCKSTILL FILE

HometownFernandina Beach, FL
High School.....Fernandina Beach, 1977
Birthdate.....December 23, 1957
College.....Florida State, 1982
Degree.....B.S. Physical Education
Family.....Wife, Sara
Son, Brent; Daughter, Emily
Years as Head Coach.....17th
Career Record.....104-102 (.504)
Record at MT.....Same
C-USA Record.....42-31 (.575)
Overall Conference Record.....74-52 (.587)
Date Hired at MT.....December 12, 2005

COACHING HISTORY

2005-Present: Middle Tennessee

Head Coach

2005: South Carolina

Tight Ends/Recruiting Coordinator

2004: South Carolina

Wide Receivers/Recruiting Coordinator

2003: East Carolina

Offensive Coordinator/Quarterbacks

1999-2002: Clemson

Wide Receivers/Recruiting Coordinator

1996-98: Clemson

Wide Receivers

1994-95: Clemson

Co-Offensive Coordinator/Wide Receivers

1993: Clemson

Quarterbacks/Passing Game Coordinator

1989-92: Clemson

Quarterbacks

1985-88: UCF

Assistant Head Coach/Wide Receivers

1983-84: Bethune-Cookman

Offensive Coordinator/Quarterbacks

BOWLS COACHED (21)

2021.....Bahamas.....Middle Tennessee
2018.....New Orleans.....Middle Tennessee
2017.....Camellia.....Middle Tennessee
2016.....Hawaii.....Middle Tennessee
2015.....Popeyes Bahamas.....Middle Tennessee
2013.....Armed Forces.....Middle Tennessee
2011.....GoDaddy.com.....Middle Tennessee
2009.....New Orleans.....Middle Tennessee
2006.....Motor City.....Middle Tennessee
2005.....Independence.....South Carolina
2002.....Tangerine.....Clemson
2001.....Humanitarian.....Clemson
2001.....Gator.....Clemson
1999.....Peach.....Clemson
1998.....Peach.....Clemson
1996.....Peach.....Clemson
1996.....Gator.....Clemson
1993.....Peach.....Clemson
1992.....Citrus.....Clemson
1991.....Hall of Fame.....Clemson
1989.....Gator.....Clemson

Winning on the field, off the field and having a first-class football program from top to bottom is the goal of any university at the highest level of intercollegiate athletics. That is exactly what Middle Tennessee has as a result of the leadership of head coach Rick Stockstill.

In his 17th season at the helm of the Blue Raiders, Stockstill is the fourth-longest tenured coach in the country and third-longest in MTSU history. With his long tenure have come numerous achievements and accolades, including:

- Six-time Coach of the Year (2006 SBC, 2009 co-SBC, 2018 C-USA, 3-time TSWA)
 - 2018 C-USA East Division champions
 - 2006 Sun Belt co-champions
 - 2009 New Orleans Bowl, 2017 Raycom Media Camellia Bowl and 2021 Bahamas Bowl champions
 - 101 wins, 3rd all-time in program history
 - Ranks 7th nationally in most wins by an active FBS coach all coming at the same school
 - Nine bowl appearances and bowl eligible 11 times
 - Two NCAA awards for APR success (2011, 2012)
 - American Football Coaches Association's 2017 Academic Achievement Award
 - Back-to-back eight-win seasons in 2012-13 for first time in 21 years
 - Four straight bowl appearances from 2015-18 for first time in program history
 - Six of the top eight crowds in Floyd Stadium history, including top three
 - Nine All-Americans, including one Academic All-American
 - One overall conference player of the year and three defensive players of the year
 - Produced 44 First Team All-Conference honors
 - Six bowl game MVPs
 - Six NFL Draft picks and a pro bowler
 - Produced the school's all-time leader in passing yards, catches, sacks and interceptions
- Along with a pandemic, the 2021 season was

filled with adversity but Stockstill's Blue Raiders simply found a way. Faced with using their fourth string quarterback, the Blue Raiders won five of their last seven games including the Bahamas Bowl.

The leader of the Blue Raiders was crowned the 2018 C-USA Coach of the Year and the TSWA Coach of the Year after winning the East Division title and making the C-USA Championship game. MTSU advanced to the New Orleans Bowl for its school-record fourth straight post season appearance.

Stockstill and the Blue Raiders went to Montgomery, Alabama and took down Arkansas State for the Raycom Media Camellia Bowl championship in 2017, the first time in program history they played in bowl games in three successive seasons. It was also the seventh bowl game for MTSU under Stockstill's guidance and second win, joining the 2009 New Orleans Bowl title.

The first of the four-year bowl streak came in 2015, when MTSU held a 7-6 record and Popeyes Bahamas Bowl berth. The Blue Raiders had to show a tremendous amount of grit to become bowl eligible, winning all four games in November.

Prior to the three years finishing in bowl games, Stockstill led Middle Tennessee to three straight second-place finishes in the C-USA East Division from 2012-14, including a berth in the Bell Helicopter Armed Forces Bowl in 2013 against Navy.

Some regard the 2012 season as his best coaching job after leading the Blue Raiders to the nation's biggest win improvement from the previous year. They won just two games in 2011, but Stockstill turned the 2012 MTSU squad around, finishing with an 8-4 record that included an FBS school-record five road wins. They also received votes in the ESPN/USA Today Coaches Poll three straight weeks, another school record, and upset ACC Coastal Division Champion Georgia Tech. Along the way, he produced a Freshman All-American, eight all-conference players and a national offensive player of the week.

STOCKSTILL'S RECORD

Overall Record.....	104-102-0
Playing at Home.....	57-32 (26-10 vs C-USA)
Playing at Home vs non Power 5.....	55-20
Playing on the Road.....	44-64
Playing at a Neutral Site.....	3-6
In bowl games.....	3-6
In overtime.....	3-2
In August.....	3-3
In September.....	31-36
In October.....	30-30
In November.....	36-23
In December.....	4-9
In January.....	0-1
Day games.....	56-55
Night games (after 6 PM).....	48-47
vs Top 25.....	1-12
Wins vs Power 5 Conferences.....	6
Outrushing opponent.....	77-14
When rushing for 300 or more yards.....	11-0
Outrushed by opponent.....	27-88
When allowing 300 or more rush yards.....	3-14
Outpassing opponent.....	62-51
When passing for 300 or more yards.....	22-19
Outpassed by opponent.....	42-51
When allowing 300 yards passing.....	22-23

When allowing 400 yards passing.....	3-4
More total offense than opponent.....	73-21
When having 500+ total offense.....	24-6
When having 600+ total offense.....	8-1
When allowing 500+ total offense.....	12-29
When allowing 600+ total offense.....	4-4
Committing fewer turnovers.....	72-23
Committing more turnovers.....	16-65
0 - 30:00 time of possession.....	55-74
30:01-plus time of possession.....	48-28
Scoring first.....	67-31
Opponent scores first.....	38-71
When leading at the half.....	78-14
When leading after third quarter.....	86-8
Scoring 0-10 points.....	1-24
Scoring 11-20 points.....	4-40
Scoring 21-30 points.....	22-29
Scoring 31-40 points.....	38-7
Scoring 41-plus points.....	39-2
Individual 100-yard rusher.....	55-11
Individual 200-yard rusher.....	6-0
With two 100-yard rusher.....	8-0
Opponent has 100-yard rusher.....	28-56
Games decided by 1 point.....	7-2
Games decided by 3 points or less.....	17-17
Games decided by 7 points or less.....	33-18

TOP PLAYS/PERFORMANCES UNDER RICK STOCKSTILL

Big Plays (60 or more yards)

Yards	Type	Player	Opponent
*100	IR	Reed Blankenship	ODU (2018)
*100	FR	Rod Issac	WKU (2010)
*98	P	Cunningham to Chisolm	Miami (2022)
*98	R	Jordan Parker	Troy (2012)
*97	INT	Gregory Grate	UTM (2018)
*97	KR	Eric Russell	WKU (2010)
*96	KR	Reggie Whately	WKU (2012)
*94	P	Craddock to Grigsby	ULM (2007)
*93	P	Kilgore to Henry	UAB (2013)
*94	KR	Damon Nickson	FAU (2006)
*92	R	Jay McDonald	FIU (2019)
*92	KR	Phillip Tanner	UNT (2008)
*90	FR	Reed Blankenship	Marshall (2021)
*90	P	A. O'Hara to T. Lee	Rice (2019)
89	P	C. Cunningham to J. Lane	Miami (2022)
*89	KR	Bradley Robinson	ULM (2007)
*88	KR	Damon Nickson	UL (2006)
*85	R	Frank Peasant	TSU (2022)
85	KR	Reggie Whately	McNeese (2012)
*82	P	Kilgore to Whately	Troy (2011)
*80	P	O'Hara to England-Chisolm	TSU (2019)
*80	P	D. Dasher to D.D. Kyles	ASU (2009)
*79	R	Phillip Tanner	Louisville (2007)
*78	P	Stockstill to I. Mathers	BG (2016)
*78	P	Craddock to D. McNair	Louisville (2007)
*77	INT	Kevin Byard	Troy (2012)
*76	P	Stockstill to T. Pettis	Charlotte (2015)
*76	PR	Kevin Byard	ODU (2014)
76	R	Eugene Gross	FAU (2006)
*75	INT	Wesley Bush	UTEP (2018)
*75	P	Stockstill to T. Pettis	Charlotte (2015)
*75	INT	DJ Sanders	JSU (2015)
*75	R	Reggie Whately	FAU (2014)
*75	P	L. Kilgore to M. Henry	GT (2012)
*74	R	Dwight Dasher	FAU (2009)
74	KR	Desmond Gee	WKU (2009)
*73	P	Marks to Gee	USC (2006)
*72	P	Kilgore to K. Griswold	UNT (2012)
*71	P	Cunningham to Chisolm	Miami (2022)
*71	FR	Jordan Ferguson	FAU (2021)
*71	R	Terelle West	ODU (2018)
*71	R	I'Tavius Mathers	Missouri (2016)
*71	P	Dasher to D. McNair	FIU (2007)
*70	PR	Jaylin Lane	Monmouth (2021)
*70	P	Stockstill to G. Casey	ODU (2018)
*70	R	Dwight Dasher	FIU (2009)
*70	INT	Rod Issac	ULM (2010)
*69	P	Cunningham to Metcalf	Miami (2022)
*69	P	Stockstill to R. James	FAU (2015)
*69	P	Kilgore to K. Griswold	UTEP (2013)
*68	INT	Kevin Byard	Memphis (2012)
*68	FR	Chris McCoy	Clemson (2009)
*67	R	Reggie Whately	UAB (2014)
*66	P	Craddock to D. Gee	ULM (2007)
*66	P	Stockstill to B. Anderson	UTM (2018)
*66	P	Phillip Tanner	UNT (2008)
65	R	Martell Pettaway	FAU (2021)
65	R	Terelle West	FIU (2019)
*65	P	Grammer to Perkins	UAB (2014)
*65	R	Jordan Parker	WCU (2013)
64	P	Jay McDonald	UTSA (2020)
64	KR	Urza to B. Anderson	BGSU (2017)
64	R	Shane Tucker	Syracuse (2017)
64	R	Reggie Whately	USM (2014)
64	R	Reggie Whately	FAU (2013)
64	INT	Eric Russell	FAU (2011)
63	INT	Chaton Mobley	UNT (2020)
*63	PR	Stockstill to T. Lee	Charlotte (2017)
*63	PR	Brent Stockstill	Missouri (2016)
*63	R	Stockstill to R. James	ILL (2015)
*63	FGR	Jamarcus Howard	JSU (2015)
*62	P	Stockstill to R. James	FAU (2015)
*62	P	Jordan Parker	Charlotte (2015)
*62	P	Kilgore to M. Beyah	ULL (2010)
*62	P	Craddock to D. Gee	UK (2008)
*61	R	Ty Lee	Charlotte (2016)
*61	PR	Ed Marques Batties	SSU (2014)
*61	R	Dwight Dasher	UM (2007)
61	KR	Phillip Tanner	TTU (2006)
60	P	Stockstill to Casey	UTEP (2018)
60	R	Chaton Mobley	WKU (2018)
*60	R	Benny Cunningham	GT (2012)
60	KR	Reggie Whately	UNT (2012)

*touchdown

Defensive Touchdowns

Yards	Type	Player	Opponent
100	INT	Reed Blankenship	ODU (2018)
100	FR	Rod Issac	WKU (2010)
97	INT	Gregory Grate	UTM (2018)
90	FR	Reed Blankenship	Marshall (2021)
77	INT	Kevin Byard	Troy (2012)
75	INT	Wesley Bush	UTEP (2018)
75	INT	DJ Sanders	JSU (2015)
71	FR	Jordan Ferguson	FAU (2021)
70	INT	Rod Issac	ULM (2010)
68	INT	Kevin Byard	Memphis (2012)
68	FR	Chris McCoy	Clemson (2009)
56	INT	Jeremy Kelleem	ULM (2009)
54	FR	DJ Sanders	ASU (2017)
51	INT	Kevin Byard	USM (2013)
51	INT	Kevin Byard	FIU (2013)
50	FR	Justin Rainey	FAU (2006)
48	INT	DJ Sanders	FIU (2016)
45	INT	Quincy Riley	FIU (2021)
44	INT	Teldrick Ross	Monmouth (2021)
43	INT	DQ Thomas	USM (2021)
42	INT	Darius Harris	Charlotte (2015)
42	FR	Rod Issac	ASU (2007)
40	FR	Darius Harris	WKU (2017)
40	INT	Stephen Roberts	UAB (2013)
40	FR	Lonnie Clemons	TTU (2006)

38	INT	Kylan Stribling	ODU (2019)
38	INT	Darin Davis	APSU (2010)
37	INT	Jordan Branch	UTSA (2022)
37	INT	Wesley Bush	ODU (2018)
34	INT	Alex Dale	UTSA (2015)
32	INT	Tra Fluellen	CSU (2022)
32	FR	Jonathan Butler	Rice (2020)
29	FR	Jordan Branch	USM (2021)
28	INT	Damon Nickson	UL (2006)
25	FR	Jared Singletary	UNC (2013)
24	INT	T.T. Barber	USM (2013)
20	FR	Greg Grate	UNT (2020)
20	INT	DJ Sanders	FAU (2016)
20	FR	Trey Wafford	SSU (2014)
20	INT	Jamari Lattimore	MI (2009)
15	INT	Zaylin Wood	Miami (2022)
14	INT	Jeremy Kelleem	Louisville (2008)
11	FR	Jeremy Kelleem	ASU (2009)

300-Yard Passing Games

Yards	C-A-I	Player	Opponent
434	42-54-1	Brent Stockstill	WKU (10/15/16)
432	30-51-2	Brent Stockstill	Hawaii (12/24/16)
415	28-48-1	Logan Kilgore	Troy (9/24/11)
408	16-25-1	Chase Cunningham	Miami (9/24/22)
407	25-34-0	Brent Stockstill	UTM (9/8/18)
401	22-29-0	Joe Craddock	ULM (11/3/07)
399	38-65-1	Brent Stockstill	Vandy (9/10/16)
381	36-56-2	Brent Stockstill	LA Tech (10/24/15)
379	28-40-0	Chase Cunningham	Charlotte (9/24/01)
372	31-47-2	Asher O'Hara	UTSA (9/25/2020)
369	23-27-0	Brent Stockstill	Charlotte (9/19/15)
368	35-56-0	Chase Cunningham	UTSA (9/30/22)
367	22-30-1	Asher O'Hara	TSU (9/7/19)
362	29-45-1	Brent Stockstill	UAB (12/1/2018)
359	31-51-3	John Urza	FAU (9/30/17)
356	27-46-0	Brent Stockstill	LA Tech (9/24/16)
355	22-35-0	Dwight Dasher	WKU (10/24/09)
353	21-34-0	Brent Stockstill	Marshall (11/7/15)
352	31-40-0	Brent Stockstill	UTEP (11/10/2018)
352	21-37-1	Joe Craddock	UK (9/13/08)
349	20-30-0	Logan Kilgore	UNT (10/27/12)
348	24-30-1	Brent Stockstill	JSU (9/5/15)
338	22-31-1	Asher O'Hara	Rice (11/16/19)
335	24-42-3	Asher O'Hara	FAU (10/12/19)
333	24-33-0	Asher O'Hara	Rice (10/24/2020)
332	22-35-0	Brent Stockstill	FIU (10/29/16)
332	21-26-0	Austin Grammer	USM (10/4/13)
330	29-42-0	Brent Stockstill	ILL (9/26/15)
330	27-45-1	Logan Kilgore	Purdue (9/3/11)
329	30-36-1	Brent Stockstill	AAMU (9/3/16)
327	26-39-1	Brent Stockstill	WMU (12/24/15)
325	19-27-1	Logan Kilgore	UTEP (11/30/09)
324	27-44-2	Dwight Dasher	Maryland (9/19/09)
322	27-38-1	Brent Stockstill	UNT (11/21/15)
317	25-40-0	Brent Stockstill	Marshall (10/5/18)
314	34-49-1	Nick Vattiato	ODU (11/20/21)
301	18-33-1	Asher O'Hara	WKU (11/30/19)
301	18-32-1	Brent Stockstill	FAU (11/14/15)
301	23-36-1	Jeff Murphy	APSU (9/11/10)

100-Yard Rushing Games

Yards	Att.	Player	Opponent
230	36	Benny Cunningham	FIU (2012)
217	27	Benny Cunningham	GT (2012)
215	28	I'Tavius Mathers	Missouri (2016)
213	18	I'Tavius Mathers	FAU (2016)
208	21	Eugene Gross	FAU (2006)
207	22	Richie James	FAU (2016)
201	26	Dwight Dasher	So. Miss (2009)
198	25	Chaton Mobley	WKU (2018)
195	29	Tavares Thomas	Charlotte (2017)
190	19	Reggie Whately	FAU (2014)
180	19	Dwight Dasher	Memphis (2007)
178	18	Dwight Dasher	FIU (2009)
177	20	D.D. Kyles	UL (2009)
170	26	Terelle West	ODU (2017)
163	21	I'Tavius Mathers	LA Tech (2016)
159	22	Asher O'Hara	FIU (2019)
159	14	Phillip Tanner	North Texas (2008)
158	31	Jordan Parker	ODU (2014)
157	27	I'Tavius Mathers	BG (2016)
156	14	Chaton Mobley	UNT (2020)
156	22	Jordan Parker	WCU (2013)
155	15	Reggie Whately	UAB (2013)
154	10	Reggie Whately	FAU (2013)
154	24	Jordan Parker	USA (2012)
150	15	Phillip Tanner	FAU (2010)
149	32	Jordan Parker	WKU (2012)
148	15	Asher O'Hara	CHA (2019)
144	29	Asher O'Hara	WKU (2019)
144	29	Desmond Anderson	FIU (2015)
144	9	Phillip Tanner	Louisville (2007)
143	22	I'Tavius Mathers	WKU (2016)
142	14	Jordan Parker	Charlotte (2015)
141	19	Jordan Parker	Troy (2012)
140	13	D.D. Kyles	FAU (2009)
138	9	Jay McDonald	FIU (2019)
135	24	I'Tavius Mathers	UNT (2016)
132	15	Chaton Mobley	Marshall (2021)
130	9	Terelle West	FIU (2019)
127	21	Jordan Parker	Marshall (2013)
127	18	Phillip Tanner	APSU (2010)
125	19	Austin Grammer	WKU (2014)
125	23	William Pratcher	FAU (2011)
122	13	Frank Peasant	TSU (2022)
120	13	Terelle West	ODU (2018)
120	15	Jeremiah Bryson	UTEP (2013)
117	17	Jordan Parker	FAU (2012)
117	19	Benny Cunningham	Troy (2011)
115	16	Jocquez Bruce	BGSU (2017)
115	28	Jordan Parker	FAU (2013)
112	11	Brad Anderson	FIU (2017)
112	14	I'Tavius Mathers	FIU (2016)

110	22	D.D. Kyles	FIU (2009)
109	22	Jordan Parker	UNC (2013)
108	14	Dwight Dasher	FAU (2009)
106	12	Austin Grammer	UTEP (2014)
106	15	Austin Grammer	UNT (2013)
106	19	William Pratcher	WKU (2011)
105	15	D.D. Kyles	Memphis (2011)
104	9	Chaton Mobley	TSU (2019)
104	16	Brad Anderson	BGSU (2017)
104	16	Reggie Whately	Marshall (2013)
104	14	Drayton Calhoun	FAU (2012)
104	17	Phillip Tanner	UL (2010)
103	11	Asher O'Hara	TSU (2019)
103	25	Shane Tucker	FAU (2015)
103	19	Shane Tucker	USM (2013)
101	16	I'Tavius Mathers	Charlotte (2016)
101	25	Desmond Anderson	Marshall (2015)
100	10	Reggie Whately	USM (2014)
100	21	Eugene Gross	ULM (2006)
100	14	Jordan Parker	Marshall (2014)
100	7	Reggie Whately	UAB (2014)

100-Yard Receiving Games

Yards	Rec.	Player	Opponent
223	16	Richie James	WKU (2016)
198	9	Richie James	FAU (2015)
183	14	Richie James	Vandy (2012)
179	10	Jaylin Lane	UTSA (2022)
175	13	Ed Batties	ILL (2015)
169	2	DJ England-Chisolm	Miami (2022)
167	4	Terry Pettis	Charlotte (2015)
164	11	Eldred King	MSU (2008)
158	10	Ty Lee	UTEP (2018)
154	7	Ty Lee	Rice (2019)
149	6	Chris McClover	WKU (2009)
148	8	Anthony Amos	FIU (2012)
141	6	Brad Anderson	UTM (2018)
141	7	Richie James	WKU (2015)
141	12	Richie James	ILL (2015)
140	3	Kyle Griswold	UNT (2012)
139	4	Desmond Gee	ULM (2007)
137	9	Brad Anderson	UAB (2017)
136	8	Ty Lee	FAU (2017)
136	5	Marcus Henry	UAB (2013)
134	8	Richie James	UNT (2016)
130	4	Jaylin Lane	Miami (2022)
129	5	Richie James	Missouri (2016)
128	9	Anthony Amos	Memphis (2012)
127	6	Richie James	FIU (2016)
126	8	Richie James	WMU (2015)
126	5	Terry Pettis	Marshall (2015)
123	8	Ed Batties	JSU (2015)
122	12	Richie James	Marshall (2016)
121	6	Ty Lee	Charlotte (2017)
121	8	Anthony Amos	UNT (2012)
120	4	Richie James	FAU (2016)
120	5	Ed Batties	Charlotte (2015)
117	5	Malcolm Beyah	UK (2008)
114	4	Jarrin Pierce	Toledo (2021)
114	11	Ty Lee	WKU (2017)
113	6	Harold Turner	WKU (2009)
112	7	Patrick Honeycutt	FAU (2008)
112	9	Jimmy Marshall	Rice (2019)
111	10	Richie James	Vanderbilt (2017)
111	8	Jimmy Marshall	Virginia Tech (2021)
111	9	Ed Batties	LA Tech (2015)
110	4	Ed Batties	FIU (2014)
109	7	Chris McClover	MD (2009)
109	7	CJ Windham	Rice (2020)
109	6	Desmond Gee	ULM (2006)
109	2	Jonathan Grigsby	ULM (2007)
107	10	Jaylin Lane	ODU (2021)
107	0		

MIDDLE TENNESSEE DEPTH CHART

Offense

QB	16	Chase Cunningham	5-11	188	r-Sr.
	11	Nick Vattiato	6-1	187	So.
RB	36	Frank Peasant	5-10	198	So.
	21	Joe Ervin	5-8	177	r-So.
LT	79	Sterling Porcher	6-5	301	So.
	61	J'Shun Bodiford	6-4	289	r-So.
LG	70	Tyler Falvey	6-4	303	r-Jr.
	77	Keylan Rutledge	6-3	307	Fr.
C	62	Jordan Palmer	6-0	297	Sr.
	63	Wilson Kelly	6-0	307	r-Fr.
RG	74	Ethan Ellis	6-6	300	Jr.
	77	Keylan Rutledge	6-3	307	Fr.
RT	64	Jacqui Graham	6-5	270	r-Jr.
	65	Justice Spates	6-3	255	r-Jr.
WR-X	5	Bud Tolbert	6-2	190	Jr.
	80	AJ Toney	5-7	178	Jr.
WR-H	89	Yusuf Ali	5-9	183	r-Sr.
	84	Elijah Metcalf	5-10	165	r-Fr.
WR-Y	2	Izaiah Gathings	6-4	226	Sr.
	82	Taharin Sudderth	6-4	236	r-Fr.
WR-Z	83	Jaylin Lane	5-8	183	So.
	87	Marquel Tinsley	6-2	188	r-So.

Return Specialists

PR	83	Jaylin Lane	5-8	183	So.
	89	Yusuf Ali	5-9	183	r-Sr.
KR	1	Teldrick Ross	5-10	190	r-Jr.
	89	Yusuf Ali	5-9	183	r-Sr.

Defense

LE	7	Zaylin Wood	6-1	280	r-So.
	49	Jorden Starling	6-4	263	r-Jr.
LT	57	Marley Cook	6-1	306	r-So.
	10	Ja'Kerrius Wyatt	6-3	270	r-Jr.
RT	99	Jordan Branch	6-0	276	r-Jr.
	92	Damonte Smith	6-3	284	r-Fr.
RE	9	Jordan Ferguson	6-2	271	r-Sr.
	97	Quindarius Dunnigan	6-3	240	r-So.
WLB	34	Christian Dixon	5-10	220	r-Sr.
	44	Jalen Raham	6-0	217	r-Jr.
MLB	8	Devyn Curtis	6-2	237	r-Fr.
	34	Christian Dixon	5-10	220	r-Sr.
SLB	40	Drew Francis	6-2	226	So.
	35	Jalen Davis	6-1	204	r-So.
LC	1	Teldrick Ross	5-10	190	r-Jr.
	23	Jalen Jackson	6-2	180	r-So.
SS	30	Jakobe Thomas	6-2	199	r-Fr.
	6	Deidrick Stanley	5-8	197	So.
FS	17	Tra Fluellen	6-2	205	Jr.
	37	James Shellman	6-0	196	So.
RC	33	Decorian Patterson	6-0	193	r-Jr.
	26	Emmanuel Mann	6-0	177	So.

Punters/Kickers

P	13	Kyle Ulbrich	6-0	202	r-Sr.
	38	Miles Tillman	5-11	197	r-Fr.
PK	7	Zeke Rankin	5-8	192	r-Fr.
	24	Scott Payne	5-11	178	r-So.
KO	24	Scott Payne	5-11	178	r-So.
	7	Zeke Rankin	5-8	192	r-Fr.
LS	69	Brody Butler	5-11	218	So.
	82	Taharin Sudderth	6-4	236	r-Fr.
H	13	Kyle Ulbrich	6-0	202	r-Sr.
	38	Miles Tillman	5-11	197	r-Fr.

NUMERICAL ROSTER

NO	NAME	POS	HT	WT	CL	VL	HOMETOWN/HS/JC
0	Richard Kinley	DE	6-2	238	r-So.	3	Memphis, TN/Lausanne HS
1	Teldrick Ross	S	5-10	190	r-Jr.	2	Macon, GA/Jones County HS
2	Izaiah Gathings	WR	6-4	222	Sr.	1	Statesville, NC/Gardner-Webb
3	DJ England-Chisolm	WR	5-7	150	Jr.	3	Moncks Corner, SC/Berkeley HS
4	Johnathan Butler	LB	6-0	217	Sr.	2	Sumter, SC/Highland CC
4	Kyle Lowe	QB	5-10	193	Fr.	0	Collierville, TN/Fayette-Ware HS
5	Bud Tolbert	WR	6-2	190	Jr.	0	Water Valley, MS/Jones College
6	Deidrick Stanley II	CB	5-8	197	So.	1	Miami, FL/Miami Central HS
6	Preston Rice	QB	6-2	230	r-Sr.	0	Waynesboro, TN/Murray State
7	Zaylin Wood	DT	6-1	280	r-So.	2	Bowdon, GA/Heard County HS
7	Zeke Rankin	PK	5-8	192	So.	1	Alcoa, TN/Alcoa HS
8	Devyn Curtis	LB	6-2	237	r-Fr.	2	Nashville, TN/Brentwood Academy
9	Jordan Ferguson	DE	6-2	271	r-Sr.	4	Atlanta, GA/Cartersville HS
10	Ja'Kerrius Wyatt	DT	6-3	270	r-Sr.	3	Prattville, AL/Autauga Academy
11	Nicholas Vattiato	QB	6-1	187	So.	1	Plantation, FL/University School
11	Marvae Myers	S	6-0	191	r-So.	1	West Orlando, FL/Oak Ridge HS
12	DJ Riles	QB	6-0	197	Fr.	0	Columbus, GA/Carver HS
13	Kyle Ulbrich	P	6-0	202	r-Sr.	3	Mentor, OH/Valparaiso
13	Javonte Sherman	WR	6-2	195	r-Fr.	0	Valdosta, GA/Valdosta HS
15	Jacob Coleman	TE	6-4	222	r-Fr.	0	Chesterfield, VA/East Carolina
16	Chase Cunningham	QB	5-11	188	r-Sr.	3	Knoxville, TN/Knoxville Catholic HS
17	Tra Fluellen	S	6-2	205	Jr.	1	Gilmer, TX/Houston Baptist
18	Stone Frost	QB	5-10	206	r-So.	0	Decaturville, TN/Riverside HS
18	James Douglas	LB	6-1	211	So.	0	Fort Worth, TX/Cisco College
19	A'Varius Sparrow	RB	5-9	184	r-Fr.	0	Orlando, FL/West Virginia
21	Joe Ervin	RB	5-8	177	r-So.	0	Rock Hill, SC/Kansas State
22	Chris Johnson	CB	5-10	186	r-Fr.	0	Murfreesboro, TN/Riverdale HS
23	Jalen Jackson	CB	6-2	180	r-So.	2	Tampa, FL/Bloomington HS
24	Darius Bracy	RB	5-10	214	r-Sr.	0	Mobile, AL/Central Michigan
24	Scott Payne	PK	5-11	178	r-So.	2	Signal Mountain, TN/Signal Mountain Middle HS
25	Bryce Bailey	WR	5-9	172	r-Fr.	0	Cochran, GA/Bleckley County HS
25	Tylus Hancock	S	6-1	193	Jr.	0	Marietta, GA/FSU
26	Emmanuel Mann	CB	6-0	177	So.	0	Columbus, GA/Hutchinson CC
26	Jerron Newson	WR	5-9	153	r-Fr.	0	West Palm Beach, FL/Oasis HS
27	Colton Shaffer	WR	6-4	213	Fr.	0	Summertown, TN/Summertown HS
28	Malachi Burns	WR	6-3	202	r-Fr.	0	Murfreesboro, TN/Missouri Western
28	De'Arre McDonald	S	6-1	200	r-Fr.	0	Murfreesboro, TN/Cincinnati
29	Jalen Montgomery	RB	5-9	161	r-Fr.	0	Columbia, SC/Cardinal Newman School
30	Jakobe Thomas	S	6-2	199	r-Fr.	0	Tulahoma, TN/Tulahoma HS
31	Deonte Stanley	CB	6-2	195	r-So.	1	Dillon, SC/Latta HS
31	Aran Mohamad-Ali	HB	6-0	227	r-So.	0	Antioch, TN/John Overton HS
32	Timar Rogers	LB	6-2	213	r-Fr.	0	Deland, FL/Mississippi State
33	Decorian Patterson	CB	6-0	193	r-Jr.	3	Ocala, FL/Leesburg HS
34	Christian Dixon	LB	5-10	220	r-Sr.	0	Charlotte, NC/Towson
35	Jalen Davis	LB	6-1	204	r-So.	2	Kingsland, GA/Camden County HS
36	Frank Peasant	RB	5-10	198	So.	2	Pensacola, FL/Escambia HS
36	Justus Chadwick	PK	6-1	183	Fr.	0	Tulahoma, TN/Tulahoma HS
37	James Shellman IV	S	6-0	196	So.	0	Savannah, GA/Islands HS
38	ZaBrien Harden	DE	6-3	237	r-Fr.	0	Swainsboro, GA/Swainsboro HS
38	Miles Tillman	P	5-11	197	r-Fr.	0	Huntsville, AL/Sparkman HS
39	Terry Wilkins	RB	5-7	176	r-Fr.	0	Memphis, TN/Fairley HS
40	Drew Francis	LB	6-2	226	So.	2	Knoxville, TN/West HS
41	Raquon Hartley	LB	6-1	196	r-So.	1	Saluda, SC/Saluda HS
42	Da'Shawn Elder	S	6-2	223	r-Fr.	0	Watkinsville, GA/Virginia Tech
43	Trevon Ferrell	WR	5-9	164	Fr.	0	Atlanta, GA/Cedar Grove HS
44	Jalen Rayam	LB	6-0	217	r-Jr.	0	Alabaster, AL/UAB
45	Jai'Brian Bouye	CB	5-11	174	r-Fr.	0	Waco, TX/La Vega HS
46	Andrew Leak	LB	5-10	215	r-So.	2	LaGrange, GA/Heard County HS
47	Jamison Greenway	WR	5-7	165	Jr.	0	Nashville, TN/Donelson Christian Academy
48	Caden Williams	HB	6-0	235	Fr.	0	Buford, GA/Buford HS
49	Jorden Starling	DE	6-4	263	r-Jr.	3	Chattanooga, TN/McCallie School
51	Nash Stidham	LB	5-9	194	Fr.	0	Medina, TN/South Gibson Co. HS
52	Muaaz Byard	LB	6-0	239	Fr.	0	York, PA/Dematha Catholic HS
53	Trenton Taylor-Ricker	OL	6-5	260	Fr.	0	Elizabethton, TN/Elizabethton HS

54	Connor Dougherty	LS	6-3	288	Fr.	0	Franklin, TN/CPA
55	Jahlil Ryles	OL	6-1	303	r-Jr.	2	Phenix City, AL/Central HS
56	Seth Falley	OL	6-4	297	Jr.	0	Haysville, KS/Butler CC
57	Marley Cook	DT	6-1	306	r-So.	2	Water Valley, MS/Water Valley HS
58	Dylan Kling	LB	5-11	199	Fr.	0	Lake Mary, FL/Bishop HS
59	Jacob Jackson	LB	5-11	211	Jr.	0	Smyrna, TN/Sewanee
61	J'Shun Bodiford	OL	6-4	289	r-So.	0	Montgomery, AL/NE Miss. CC
62	Jordan Palmer	OL	6-0	297	Sr.	2	Santa Clarita, CA/College of the Canyons
63	Wilson Kelly	OL	6-0	307	r-Fr.	0	Danville, KY/Boyle County HS
64	Jacqui Graham	OL	6-5	270	r-Jr.	1	Montgomery, AL/East Central CC
65	Justice Spates	OL	6-3	255	r-Jr.	0	Pacoima, CA/College of the Canyons
67	Cooper Koch	OL	6-2	300	Fr.	0	Spring Hill, TN/Summit HS
68	Carson Garrison	LS	6-0	204	r-Fr.	0	Buford, GA/Buford HS
69	Brody Butler	LS	5-11	218	So.	2	Homewood, AL/Homewood HS
70	Tyler Falvey	OL	6-4	303	r-Jr.	1	Altamonte Springs, FL/Lake Brantley HS
71	Conner Griffin	OL	6-1	304	r-Fr.	0	Gray, GA/Jones County HS
72	Morgan Scott	OL	6-4	294	r-Fr.	0	Germantown, TN/Coffeeville CC
73	Karter Johnson	OL	6-5	301	r-Fr.	0	Murfreesboro, TN/Siegel HS
74	Ethan Ellis	OL	6-6	300	Jr.	0	Murfreesboro, TN/Coffeyville CC
75	Jamari Williams	OL	6-3	307	r-So.	0	Fort Lauderdale, FL/Arizona
76	Joseph Stone	OL	6-7	342	So.	0	Pensacola, FL/Hutchinson CC
77	Keylan Rutledge	OL	6-3	307	Fr.	0	Royston, GA/Franklin County HS
78	Mateo Guevara	OL	6-3	310	Fr.	0	Flowery Branch, GA/Cherokee Bluff HS
79	Sterling Porcher	OL	6-3	301	So.	0	Sumpter, SC/Iowa Western
80	AJ Toney	WR	5-7	178	Jr.	0	Birmingham, AL/Samford
81	Mitchell Howell	WR	5-10	185	So.	0	Lake Orion, MI/Siena Heights
82	Taharin Sudderth	DE	6-4	236	r-Fr.	0	Alcoa, TN/Alcoa HS
83	Jaylin Lane	WR	5-8	183	So.	2	Clover, SC/Clover HS
84	Elijah Metcalf	WR	5-10	165	r-Fr.	0	Charlotte, NC/Mallard Creek HS
85	Jaylen Ward	WR	6-1	211	Fr.	0	Bessemer, AL/Thompson HS
86	Jeremy Tate, Jr.	WR	6-5	259	r-Jr.	0	Columbus, MS/Memphis
87	Marquel Tinsley	WR	6-2	188	r-So.	2	Morganfield, KY/Daviess Co. HS
88	John Ojelabi	WR	5-10	184	r-Jr.	0	Anaheim, CA/Golden West
89	Yusuf Ali	WR	5-9	183	r-Sr.	3	Detroit, MI/Maplewood HS (TN)
91	Parker Hughes	LB	6-2	205	r-Fr.	0	Elizabethton, TN/Elizabethton HS
92	Damonte Smith	DT	6-3	284	r-Fr.	0	Savannah, GA/Island HS
93	Vincent Dinkins	DL	6-1	280	r-Fr.	0	Acworth, GA/Kell HS
94	Ralph Mercy	DE	6-2	252	So.	1	Jacksonville, FL/Robert E. Lee Senior HS
95	Tyrece Edwards	DT	6-2	278	r-Fr.	0	Knoxville, TN/West HS
96	Kasey Bonds	DT	5-8	280	Fr.	0	Bolivar, TN/Bolivar Central HS
97	Quindarius Dunnigan	DE	6-3	240	r-So.	1	Chattanooga, TN/McCallie HS
99	Jordan Branch	DT	6-0	276	r-Jr.	3	Maury City, TN/Crockett County HS

Pronunciation Guide (check website roster to actually hear player pronunciation)

J'Shun Bodiford	Jay-Shon Boy-yay	Marvae Myers	Mar-Vay
Jai'Brian Bouye	Jay-Brian	Frank Peasant	Pea-zent
Tyrece Edwards	tie-REESE	Sterling Porcher	Poor-Shay
DJ England-Chisolm	Chiz-umm	A'Varius Sparrow	Ah-VAR-ee-us
Tyler Falvey	Foul-Vee	Taharin Sudderth	Tuh-Hair-in Sudd-Er-Ith
Tra Fluellen	Flew-Ellen	Marquel Tinsley	Mar-Quail
Izaiah Gathings	GATH-ings	Kyle Ulbrich	Uil-Brick
Jacqui Graham	Juh-Key	Nicholas Vattiato	VAT-tee-ah-doe
Mateo Guevara	Guh-Varra		
Raquon Hartley	Ray-Kwan		
De'Arre McDonald	Dee-R-Aye		

MIDDLE TENNESSEE FOOTBALL

TEAM TOTALS

GAME	FINAL SCORE	BY QUARTERS					FIRST DOWNS				RUSHING			PASSING			TOT. OFF.		PUNTING	FUMBLES	PENALTY	THIRD DOWNS	AVG. F.POS.	TOTAL TOP
		1	2	3	4	OT	RU	PA	PN	TOT	ATT	YDS	TD	C-A-I	YDS	TD	ATT	YDS	NO-AVG	NO-LOST	NO-YDS			
MT	7	0	0	7	0	0	2	6	2	10	28	12	0	19-33-0	113	1	61	125	9-42.1	1-1	5-43	4-16	M21	23:05
JMU	44	0	21	16	7	0	14	15	2	31	52	261	0	21-33-0	287	6	85	548	5-42.0	1-0	6-70	9-17	J36	36:55
MT	34	10	17	7	0	0	5	11	4	20	41	114	2	31-39-1	266	1	80	380	5-42.4	1-1	4-47	7-17	M34	31:19
CSU	19	0	0	19	0	0	3	10	3	16	34	-10	0	20-30-2	256	3	64	246	6-40.3	3-2	8-67	3-14	C29	28:41
MT	49	21	21	7	0	0	9	11	3	23	45	223	4	21-25-1	212	2	70	435	3-42.3	0-0	7-62	6-12	M37	35:32
TSU	6	0	0	6	0	0	6	7	1	14	27	61	0	18-29-2	149	1	56	210	7-32.3	0-0	4-50	4-12	T27	24:28
MT	45	17	7	7	14	0	6	8	0	14	36	99	2	16-25-1	408	3	61	507	5-51.8	1-0	8-82	3-12	M33	26:02
Miami	31	3	7	7	14	0	7	14	5	26	38	60	2	26-51-2	307	1	89	367	3-47.3	1-1	4-15	7-20	UM26	33:58
MT	30	0	20	0	10	0	4	13	3	20	18	84	1	35-57-0	368	1	75	452	5-40.8	2-0	9-80	6-17	M29	25:23
UTSA	45	10	21	7	7	0	11	18	3	32	45	167	4	28-37-3	423	2	82	590	2-52.0	0-0	9-92	10-14	U22	34:37
MT	14	7	0	7	0	0	9	10	5	24	39	140	1	26-43-1	196	1	82	336	4-51.8	0-0	5-45	10-19	M29	25:40
UAB	41	21	17	3	0	0	11	12	1	24	38	303	4	17-27-0	278	1	65	581	2-48.0	0-0	9-94	6-12	A23	34:20
MT	17	7	3	0	7	0	4	11	4	19	26	63	1	32-51-1	228	1	77	291	9-49.7	0-0	9-75	3-17	M30	27:15
WKU	35	0	14	14	7	0	8	13	1	22	36	165	2	32-49-1	278	2	85	443	5-46.6	0-0	7-78	6-17	W28	32:45

MT	UTEP
MT	LA Tech
MT	Charlotte
MT	FAU
MT	FIU

STARTING LINEUPS

OFFENSE	QB	RB	WR	WR	WR	WR	LT	LG	C	RG	RT
JMU	Cunningham	Peasant	Tolbert	Gathings	Ali	Chisolm	Porcher	Falvey	Palmer	Ryles	Graham
CSU	Cunningham	Peasant	Tolbert	Gathings	Ali	Lane	Porcher	Falvey	Palmer	Falley	Graham
TSU	Cunningham	Peasant	Chisolm	Gathings	Ali	Lane	Porcher	Falvey	Kelly	Falley	Graham
Miami	Cunningham	Peasant	Chisolm	Gathings	Ali	Lane	Porcher	Falvey	Kelly	Falley	Ellis
UTSA	Cunningham	Peasant	Toney	Gathings	Ali	Lane	Porcher	Falvey	Palmer	Ryles	Graham
UAB	Cunningham	Peasant	Tolbert	Gathings	Ali	Lane	Porcher	Falvey	Palmer	Ryles	Graham
WKU	Cunningham	Peasant	Tolbert	Gathings	Ali	Lane	Porcher	Falvey	Palmer	Ellis	Graham

UTEP	LA Tech	Charlotte	FAU	FIU
------	---------	-----------	-----	-----

DEFENSE	LE	T	T	RE	SAM	MIKE	WILL	LC	SS	FS	RC
JMU	Wood	Cook	Branch	Ferguson	Francis	Curtis	Hartley	Jackson	Ross	Fluellen	Patterson
CSU	Dunnigan	Cook	Branch	Ferguson	Francis	Curtis	D. Stanley	Patterson	Ross	Fluellen	Jackson
TSU	Dunnigan	Cook	Branch	Ferguson	Francis	Curtis	D. Stanley	Patterson	Ross	Fluellen	Jackson
Miami	Wood	Cook	Branch	Ferguson	Francis	Curtis	Hartley	Patterson	Ross	Fluellen	Jackson
UTSA	Wood	Cook	Branch	Ferguson	Francis	Curtis	D. Stanley	Patterson	Ross	Fluellen	Jackson
UAB	Wood	Cook	Branch	Ferguson	Francis	Curtis	Hartley	Deo. Stanley	Ross	Fluellen	Patterson
WKU	Wood	Cook	Branch	Ferguson	Francis	Curtis	D. Stanley	Ross	Thomas	Fluellen	Patterson

UTEP	LA Tech	Charlotte	FAU	FIU
------	---------	-----------	-----	-----

Career Starts

Kyle Ulbrich.....	41	Izaiah Gathings.....	11	Deidrick Stanley.....	5
Jordan Ferguson.....	31	Jahlil Ryles.....	11	Bud Tolbert.....	4
Jordan Palmer.....	24	Jacqui Graham.....	10	Seth Falley.....	3
Decorian Patterson.....	20	Jorden Starling.....	9	Quindarius Dunnigan.....	2
Teldrick Ross.....	19	Marley Cook.....	9	Wilson Kelly.....	2
Zaylin Wood.....	18	Frank Peasant.....	9	Ethan Ellis.....	2
Yusuf Ali.....	17	Devyn Curtis.....	8	AJ Toney.....	1
Jordan Branch.....	17	Tra Fluellen.....	8	Jalen Davis.....	1
Johnathan Butler.....	16	Ja'Kerrius Wyatt.....	7	Marvae Myers.....	1
DJ England-Chisolm.....	15	Sterling Porcher.....	7	Deonte Stanley.....	1
Richard Kinley.....	14	Tyler Falvey.....	7	Jakobe Thomas.....	1
Jaylin Lane.....	14	Drew Francis.....	7		
Jalen Jackson.....	13	Raquon Hartley.....	5		
Chase Cunningham.....	12	Nick Vattiato.....	5		



SCORING DRIVES

SCORING DRIVES - MIDDLE TENNESSEE

OPP.	NO OF PLYS	TOT. YDS	DRIVE TIME	SCORE TYPE	SCORE TIME/QTR	DRIVE START	SCORING PLAY
JMU	12	77	4:03	TD	3:31/3rd	M23	Ali 26 rec
CSU				INT	14:51/1st		Fluellen 32 INT
CSU	11	63	1:16	FG	5:02/1st	M29	Rankin 25 FG
CSU	7	41	2:39	TD	11:37/2nd	C41	Peasant 1 run
CSU	17	76	6:35	FG	2:26/2nd	M6	Rankin 35 FG
CSU	3	18	:40	TD	1:28/2nd	C18	Peasant 1 run
CSU	4	75	1:19	TD	13:41/3rd	M25	Metcalf 42 rec
TSU	6	62	2:10	TD	4:11/1st	M38	Peasant 1 run
TSU	3	54	1:01	TD	2:14/1st	M46	Lane 15 rec
TSU				TD	:15/1st		Montgomery blocked punt
TSU	10	63	3:38	TD	9:13/2nd	M37	Bracy 11 rec
TSU	11	69	4:36	TD	1:44/2nd	M31	Cunningham 7 run
TSU	5	16	:46	TD	:00/2nd	T16	Peasant 2 run
TSU	2	75	1:00	TD	14:00/2nd	M25	Peasant 85 run
Miami	4	2	:59	FG	10:46/1st	UM13	Rankin 28 FG
Miami				TD	10:04/1st		Wood 15 INT
Miami	2	75	:14	TD	4:21/1st	M25	Chisolm 71 rec
Miami	5	94	1:51	TD	12:17/2nd	M6	Cunningham 9 run
Miami	2	76	:27	TD	8:01/3rd	M24	Metcalf 69 rec
Miami	1	98	:11	TD	14:45/4th	M2	Chisolm 98 rec
Miami	12	75	5:46	TD	8:42/4th	M25	Peasant 1 run
UTSA	8	67	2:23	TD	14:52/2nd	M33	Ali 38 rec
UTSA	3	59	1:04	TD	12:09/2nd	M41	Bracy 53 run
UTSA	9	45	2:16	FG	7:30/2nd	M41	Rankin 31 FG
UTSA	7	25	:43	FG	0:00/2nd	M41	Rankin 34 FG
UTSA	13	87	4:18	FG	12:37/4th	M2	Rankin 28 FG
UTSA				TD	10:32/4th		Branch 37 INT
UAB	9	72	3:01	TD	5:41/1st	M28	Lane 15 rec
UAB	13	75	4:49	TD	5:18/3rd	M25	Bracy 1 run
WKU	1	14	:09	TD	13:10/1st	W14	Cunningham 14 run
WKU	10	57	1:51	FG	:41/2nd	M26	Rankin 34 FG
WKU	7	38	2:13	TD	5:09/4th	W38	Gathings 11 rec

SCORING DRIVES - OPPONENTS

OPP.	NO OF PLYS	TOT. YDS	DRIVE TIME	SCORE TYPE	SCORE TIME/QTR	DRIVE START	SCORING PLAY
JMU	11	60	3:50	TD	14:55/2nd	J40	Brown 20 rec
JMU	5	52	2:27	TD	6:49/2nd	J48	Brown 29 rec
JMU	7	55	2:41	TD	3:05/2nd	J45	Thornton 7 rec
JMU	3	65	:46	TD	13:16/3rd	J35	Thornton 35 rec
JMU	3	35	1:11	TD	10:47/3rd	M35	Thornton 19 rec
JMU				Safety	10:36/3rd		
JMU	9	80	5:54	TD	6:49/4th	J20	Ravenel 9 rec
CSU	3	61	1:13	TD	8:41/3rd	C39	Horton 48 rec
CSU	2	70	:43	TD	6:02/3rd	C30	Horton 69 rec
CSU	7	36	2:43	TD	1:57/3rd	M36	Horton 17 rec
TSU	5	65	2:56	TD	4:45/3rd	T35	Rouse 34 rec
Miami	11	47	3:02	FG	4:52/1st	UM32	Borregales 39 FG
Miami	15	87	6:31	TD	1:20/2nd	UM13	Parrish 6 rec
Miami	5	72	1:35	TD	6:08/3rd	UM28	Franklin 1 run
Miami				TD	14:34/4th		Smith 91 KO ret
Miami	10	43	2:23	TD	6:05/4th	M43	Franklin 1 run
UTSA	4	80	1:21	TD	12:11/1st	U20	Franklin 43 rec
UTSA	11	74	4:03	FG	6:26/1st	U16	Sackett 28 FG
UTSA	5	75	1:32	TD	13:20/1st	U25	Franklin 28 rec
UTSA	6	73	2:10	TD	9:53/2nd	U27	Smith 2 run
UTSA	9	79	3:12	TD	3:22/2nd	U21	Harris 5 run
UTSA	14	75	6:08	TD	8:52/3rd	U25	Harris 1 run
UTSA	6	45	1:48	TD	1:42/4th	M45	Brady 25 run
UAB	4	70	1:36	TD	13:18/1st	A30	McBride 5 run
UAB	7	87	3:32	TD	8:48/1st	A13	Brown 24 run
UAB	7	65	2:50	TD	2:44/1st	A35	McBride 1 run
UAB	15	72	1:49	FG	10:54/2nd	A26	Quinn 19 FG
UAB	5	57	2:18	TD	5:43/2nd	A43	McBride 27 run
UAB	4	91	1:56	TD	2:41/2nd	A9	Shropshire 68 rec
UAB	8	50	4:08	FG	10:07/3rd	A20	Quinn 47 FG
WKU	6	62	1:25	TD	14:56/2nd	W38	Corley 3 rec
WKU	10	84	3:11	TD	2:39/2nd	W16	Robichaux 14 run
WKU	7	73	2:40	TD	12:15/3rd	W27	Reed 1 run
WKU	5	53	1:52	TD	2:04/3rd	W47	Simon 1 rec
WKU				TD	9:44/4th		Thomas 42 INT

MIDDLE TENNESSEE FOOTBALL

DRIVES

GAME-OPENING DRIVES

Opponent	Middle Tennessee			Opponents		
	Pts.	1st Dns	Yds	Pts	1st Dns	Yds
JMU	0	0	1	0	4	64
CSU	0	1	18	0	0	3
TSU	0	3	37	0	1	29
Miami	0	1	28	0	0	0
UTSA	0	1	36	7	3	80
UAB	0	0	7	7	3	70
WKU	0	1	12	0	0	0
UTEP						
LT						
Charlotte						
FAU						
FIU						

SECOND HALF-OPENING DRIVES

Opponent	Middle Tennessee			Opponents		
	Pts.	1st Dns	Yds	Pts	1st Dns	Yds
JMU	0	0	6	7	3	65
CSU	7	2	75	0	0	-5
TSU	7	1	75	0	0	2
Miami	0	0	-1	0	1	31
UTSA	0	1	19	7	5	75
UAB	0	0	5	3	3	50
WKU	0	3	53	7	3	73
UTEP						
LT						
Charlotte						
FAU						
FIU						

DRIVES SUPERLATIVES

	Middle Tennessee	Opponent
Most Plays/Result	17/FG vs CSU	15/TD by Miami; FG by UAB
Most Yards/Result	98/TD vs Miami	91/TD by UAB
Most Time/Result	8:37/Clock vs TSU	6:40/MFG by CSU

TOP PFF GRADES (minimum 25 snaps played)

OFFENSE	1	2	3	4	5
JMU	Ali (65.4%)	Palmer (63.7%)	Falvey (63.1%)	Gathings (55.7%)	Sherman (53.9%)
CSU	Cunningham (69.7%)	Gathings (66.5%)	Graham (65.7%)	Ali (64.3%)	Peasant (62.4%)
TSU	Cunningham (76.7%)	Lane (72.3%)	Graham (66.4%)	Bodiford (62.0%)	Ali (61.2%)
Miami	England-Chisolm (77.8%)	Lane (77.3%)	Peasant (73.8%)	Cunningham (71.2%)	Toney (55.6%)
UTSA	Lane (67.0%)	Graham (64.9%)	Ryles (62.6%)	Gathings (59.8%)	Peasant (57.3%)
UAB	Lane (76.5%)	Peasant (70.4%)	Graham (69.5%)	Ryles (64.3%)	Gathings (60.6%)
WKU	Ali (62.8%)	Ervin (60.1%)	Lane (59.9%)	Cunningham (58.2%)	Gathings (54.2%)
UTEP					
LT					
Charlotte					
FAU					
FIU					

DEFENSE	1	2	3	4	5
JMU	Ferguson (78.7%)	Dixon (68.6%)	Cook (66.1%)	Davis (65.1%)	Curtis (64.7%)
CSU	Dixon (87.1%)	Ferguson (81.9%)	Fluellen (78.5%)	Francis (77.6%)	Curtis (75.8%)
TSU	Patterson (77.6%)	Branch (72.9%)	Ferguson (72.5%)	Dunnigan (70.7%)	Thomas (70.5%)
Miami	Cook (78.9%)	Patterson (77.2%)	Dixon (73.1%)	Dunnigan (72.6%)	Wood (71.6%)
UTSA	Branch (80.4%)	Dixon (80.0%)	Patterson (79.5%)	Curtis (74.7%)	Fluellen (65.5%)
UAB	Curtis (75.7%)	Dixon (74.6%)	Smith (68.8%)	Cook (67.0%)	Wood (63.3%)
WKU	Ross (71.2%)	Patterson (69.8%)	Fluellen (69.5%)	Cook (69.3%)	Ferguson (68.0%)
UTEP					
LT					
Charlotte					
FAU					
FIU					



THE LAST TIME ...

MIDDLE TENNESSEE

SHUT OUT AN OPPONENT: September 3, 2016, vs Alabama A&M. Score: 55-0
HAD AN OFFENSIVE DRIVE OF 90 OR MORE YARDS: Sept. 24, 2022 vs Miami (98 yards, TD)
RUSHED FOR MORE THAN 300 YARDS: Oct. 26, 2019, vs FIU (471 yards)
RUSHED FOR MORE THAN 400 YARDS: Oct. 26, 2019, vs FIU (471 yards)
PASSED FOR MORE THAN 300 YARDS: Sept. 30, 2022, vs UTSA (368 yards)
HAD MORE THAN 500 YARDS TOTAL OFFENSE: Sept. 24, 2022, vs Miami (507 yards)
HAD MORE THAN 600 YARDS TOTAL OFFENSE: Sept. 7, 2019, vs TSU (604 yards)
SCORED MORE THAN 50 POINTS: Oct. 27, 2018, vs ODU (51 points)
SCORED ON ITS FIRST PLAY FROM SCRIMMAGE: August 29, 2013 vs Western Carolina (Jordan Parker 65-yard run)
FAILED TO HAVE AT LEAST 150 YARDS OF TOTAL OFFENSE: September 3, 2022 vs JMU (125 yards)
FAILED TO RUSH FOR MORE THAN 100 YARDS: Oct. 15, 2022 vs WKU (26 carries, 63 yards)
FAILED TO PASS FOR MORE THAN 100 YARDS: Oct. 26, 2019 vs FIU (25 yards)
HELD AN OPPONENT TO LESS THAN 100 YARDS RUSHING: Sept. 24, 2022, vs Miami (60 yards)
HELD AN OPPONENT TO LESS THAN 100 YARDS PASSING: Nov. 13, 2021, vs FIU (88 yards)
HELD AN OPPONENT TO LESS THAN 200 YARDS TOTAL OFFENSE: November 13, 2021, vs FIU (155 yards)
HELD AN OPPONENT TO LESS THAN 300 YARDS TOTAL OFFENSE: Sept. 10, 2022, vs CSU (246 yards)
RETURNED A KICKOFF FOR A TOUCHDOWN: November 1, 2012 vs WKU (Reggie Whatley - 96 yards)
RETURNED OPENING KICKOFF FOR A TOUCHDOWN: October 6, 2006 vs Louisville (Damon Nickson - 88 yards)
RETURNED A PUNT FOR A TOUCHDOWN: September 4, 2021 vs Monmouth (Jaylin Lane - 70 yards)
RETURNED A BLOCKED PUNT FOR A TOUCHDOWN: Sept. 15, 2022 vs TSU (T. Sudderth block, Jalen Montgomery TD - 19 yards)
BLOCKED AN OPPONENT PUNT: Sept. 17, 2022 vs TSU (Taharin Sudderth)
BLOCKED A FIELD GOAL: Sept. 3, 2022 vs JMU (Jordan Ferguson)
RETURNED BLOCKED FIELD GOAL FOR A TOUCHDOWN: September 5, 2015 vs Jackson State (Jamarcus Howard - 63 yards)
RETURNED A PASS INTERCEPTION FOR A TOUCHDOWN: Sept. 30, 2022, vs UTSA: (Jordan Branch - 37 yards)
RETURNED A FUMBLE FOR A TOUCHDOWN: November 27, 2021 vs FAU (Jordan Ferguson - 71 yards)
SCORED A SAFETY: Nov. 13, 2021, vs FIU (Cook sack for safety)
SCORED A 2-POINT CONVERSION: September 24, 2021 vs Monmouth (Jaylin Lane reception)
SCORED A TD ON OFFENSE, DEFENSE AND SPECIAL TEAMS: Oct. 30, 2021 vs USM
SCORED ON GAMES FINAL PLAY FOR WIN: Oct. 24, 2013 vs Marshall (9-yard TD catch by Tavarres Jefferson 0:00 on clock) Final Score: MT 51, Marshall 49
PLAYER RUSHED FOR MORE THAN 100 YARDS: Sept. 17, 2022, vs TSU (F. Peasant 122 yards)
TWO PLAYERS RUSHED FOR MORE THAN 100 YARDS: Oct. 26, 2019, vs FIU (A. O'Hara 159 yards; J. McDonald 138 yards, T. West 130 yards)
THREE PLAYERS RUSHED FOR MORE THAN 100 YARDS: Oct. 26, 2019, vs FIU (A. O'Hara 159 yards; J. McDonald 138 yards, T. West 130 yards)
TWO PLAYERS RUSHED FOR MORE THAN 200 YARDS: November 26, 2016, FAU (I'Tavius Mathers - 213; Richie James - 207)
PLAYER RUSHED FOR MORE THAN 200 YARDS: November 26, 2016, FAU (I'Tavius Mathers - 213; Richie James - 207)
PLAYER HAD 100 OR MORE YARDS RECEIVING: Sept. 24, 2022, vs Miami (DJ England-Chisolm - 169 yards; Jaylin Lane 4-130)
PLAYER HAD 100 YARDS RUSHING AND 100 YARDS RECEIVING: Nov. 26, 2016 vs FAU (Richie James - 207 rushing, 120 receiving)
PLAYER HAD 200 YARDS RUSHING AND 100 YARDS RECEIVING: Nov. 26, 2016 vs FAU (Richie James - 207 rushing, 120 receiving)
TWO PLAYERS HAD 100 OR MORE RECEIVING YARDS: Sept. 24, 2022, vs Miami (DJ England-Chisolm - 169 yards; Jaylin Lane 4-130)
HAD 300-YD PASSER, 100-YD RECEIVER, 100-YD RUSHER: Oct. 15, 2016 (B. Stockstill 434 passing, R. James 223 receiving, I. Mathers 143 rushing)
PLAYER HAD MULTIPLE INTERCEPTIONS: Sept. 30, 2022 vs UTSA (Decorian Patterson - 2 INTs)
PLAYED AN OVERTIME GAME: October 24, 2020 vs Rice (MT 40, Rice 34; 2 OT)

OPPONENT

MIDDLE TENNESSEE WAS SHUT OUT: Sept. 5, 2020 vs Army. Score: 42-0
RUSHED FOR MORE THAN 250 YARDS: Oct. 8, 2022 by UAB (303 yards)
RUSHED FOR MORE THAN 400 YARDS: Oct. 17, 2020, by North Texas (462 yards)
PASSED FOR MORE THAN 300 YARDS: Nov. 27, 2021, by FAU (328 yards)
PASSED FOR MORE THAN 400 YARDS: November 17, 2017, by WKU (485 yards)
HAD MORE THAN 500 YARDS TOTAL OFFENSE: Oct. 8, 2022, by UAB (581 yards)
HAD MORE THAN 600 YARDS TOTAL OFFENSE: Oct. 17, 2020, by North Texas (768 yards)
HELD MT TO LESS THAN 100 YARDS OF TOTAL OFFENSE: September 15, 2007 vs LSU (90 yards)
HELD MT TO LESS THAN 50 TOTAL RUSHING YARDS: Sept. 3, 2022 vs JMU, (12 yards)
HELD MT TO LESS THAN 100 TOTAL PASSING YARDS: November 29, 2014 vs UTEP (99 yards)
SCORED 50 POINTS: December 24, 2016 by Hawaii: Score: 52-35
RETURNED A KICKOFF FOR A TOUCHDOWN: September 24, 2022, by Miami (K. Smith - 91 yards)
RETURNED A PUNT FOR A TOUCHDOWN: September 15, 2018, by Georgia (Mecole Hardman - 70 yards)
SCORED ON A KICKOFF AND PUNT RETURN IN SAME GAME: September 5, 2009, by Clemson
RETURNED A BLOCKED PUNT FOR A TOUCHDOWN: Oct. 19, 2019, North Texas (D. Harrison)
BLOCKED A PUNT: Oct. 19, 2019, North Texas (D. Gaddie)
BLOCKED A FIELD GOAL: October 17, 2020, by North Texas
BLOCKED A PAT: Sept. 25, 2020 by UTSA
RETURNED A PASS INTERCEPTION FOR A TOUCHDOWN: Nov. 6, 2021, by WKU (Beanie Bishop - 38 yards)
RETURNED A FUMBLE FOR A TOUCHDOWN: October 30, 2021, vs USM (Jordan Branch - 29 yards)
SCORED A SAFETY: Sept. 3, 2022 by JMU
SCORED A TWO-POINT CONVERSION: Oct. 9, 2021 (Liberty)
PLAYER RUSHED FOR 100 YARDS: Oct. 8, 2022, UAB (D. McBride - 120 yds; J. Brown - 114 yds)
HAD OVER 130 YARDS IN PUNT RETURNS: September 5, 2009, by Clemson (5-135 yards)

CAREER HIGHS

#0 DE RICHARD KINLEY

Tackles.....7 vs Marshall, 2020
Solo Tackles.....3 vs VT, Liberty, 2021
Tackles for Loss.....1.5 vs Rice, 2020; Liberty, 2021
Sacks.....1.0, three times
Fumble Recovery.....1 vs Monmouth, 2021
Pass Breakup.....1 vs USM, 2021

#1 CB TELDRICK ROSS

Tackles.....11 vs JMU, 2022
Solo Tackles.....7 vs Miami, 2022
Pass Breakups.....3 vs Toledo, 2021; vs WKU, 2022
Fumble Recovery.....1 vs UTSA, 2021; vs WKU, 2022
Interceptions.....1 vs Monmouth, 2021 (TD)
Tackles for Loss.....1.0, five times

#2 WR IZAIHAH GATHINGS

Receptions.....14 vs Charleston So., 2019
Receiving Yards.....172 vs Charleston So., 2019
Long Reception.....43 vs NC Central, 2019
Receiving TD.....2, four times

#3 WR DJ ENGLAND-CHISOLM

Receptions.....9 vs ODU, 2021
Receiving Yards.....169 vs Miami, 2022
Long Reception.....98 vs Miami, 2022
Receiving TD.....2 vs Miami, 2022

#4 LB JOHNATHAN BUTLER

Tackles.....10 vs Rice, 2020
Solo Tackles.....4 vs Toledo, 2021
Tackles for Loss.....1.0 vs FIU, 2020
Interceptions.....1 vs Troy, 2020
Fumble Recovery.....1 vs Rice, 2020 (TD)
Forced Fumble.....1 vs WKU, 2021

#5 WR BUD TOLBERT

Receptions.....3 vs UAB 2022
Receiving Yards.....17 vs UAB, 2022
Long Reception.....12 vs CSU, 2022
Touchdown.....0

#6 S DEIDRICK STANLEY

Tackles.....8 vs WKU, 2022
Solo Tackles.....5 vs WKU, 2022
Tackles for Loss.....2.0 vs Marshall, 2021
Pass Breakups.....1, four times
Forced Fumble.....1 vs USM, 2021
Interception.....1 vs Marshall, 2021
Sacks.....1 vs USM, 2021

#7 PK ZEKE RANKIN

Field Goals.....3 vs UConn, 2021; UTSA, 2022
Longest Field Goal.....46 yards vs FIU, 2021
Most Points.....12 vs FIU, 2021; UTSA, 2022

#7 DL ZAYLIN WOOD

Tackles.....7 vs UTSA, 2022
Solo Tackles.....3 vs Monmouth, 2021; UTSA, 2022
Tackles for Loss.....2.0 vs Miami, UTSA, 2022
Sacks.....2.0 vs Miami, UTSA, 2022
Blocked Kick.....1 vs UTSA, 2021 (FG)
Fumble Recovery.....1 vs Charlotte, 2021; vs Miami, 2022
Receptions.....1 vs FAU, 2021 (TD)
Interceptions.....1 vs Toledo, 2021; vs Miami, 2022
Pass Breakup.....1 vs JMU, UTSA, 2022

#8 LB DEVYN CURTIS

Tackles.....6 vs Miami, 2022
Solo Tackles.....3.0 vs CSU, 2022
Tackles for Loss.....1.0 vs TSU, 2022
Pass Breakups.....0

Interception.....0
Fumble Recovery.....1 vs WKU, 2022

#9 DL JORDAN FERGUSON

Tackles.....9, three times
Solo Tackles.....6 vs ASU, 2017; vs Marshall, 2021
Tackles for Loss.....3.0 vs ODU, 2017; USM, 2021
Sacks.....2.5 vs USM, 2021
Interceptions.....1 vs FIU, 2017
Fumble Recovery.....1, three times
Forced Fumble.....1, five times
Pass Breakup.....1, five times
Blocked Kicks.....1 vs JMU, 2022 (FG)

#10 DL JA'KERRIUS WYATT

Tackles.....5 vs ODU, 2021
Solo Tackles.....2, three times
Fumble Recovery.....1 vs USM, 2021; vs CSU, 2022
Tackles for Loss.....1.0 vs UTSA, 2022
Sacks.....0

#11 QB NICK VATTIATO

Attempts.....49 vs ODU, 2021
Completions.....34 vs ODU, 2021
Passing Yards.....304 vs ODU, 2021
Passing TD.....2 vs WKU, FIU, Toledo, 2021
Long Pass.....59 vs Toledo, 2021
Interceptions.....5 vs WKU, 2021
Rushes.....9 vs FIU, 2021
Rushing Yards.....25 vs FIU, 2021
Rushing TD.....0
Long Run.....10 vs FIU, 2021

#11 S MARVAE MYERS

Tackles.....4 vs Marshall, 2019; vs Troy, 2020
Solo Tackles.....4 vs Marshall, 2019
Pass Breakups.....1 vs Troy, 2020
Interceptions.....0

#13 P KYLE ULBRICH

Punts.....10 vs UTSA, 2021
Punting Yards.....447 vs WKU, 2022
Average.....51.8 vs Miami, 2022
Long Punt.....75 vs FIU, 2020
Downed Inside 20.....5 vs UTSA, 2021

#13 WR JAVONTE SHERMAN

Receptions.....0
Receiving Yards.....0
Long Reception.....0
Touchdown.....0

#15 WR JACOB COLEMAN

Receptions.....1 vs JMU, 2022
Receiving Yards.....16 vs JMU, 2022
Long Reception.....16 vs JMU, 2022
Touchdown.....0

#16 QB CHASE CUNNINGHAM

Attempts.....56 vs UTSA, 2022
Completions.....35 vs UTSA, 2022
Passing Yards.....408 vs Miami, 2022
Passing TD.....5 vs Charlotte, 2021
Long Pass.....98 vs Miami, 2022
Rushes.....12 vs CSU, 2022
Rushing Yards.....65 vs Charlotte, 2021
Rushing TD.....1 vs UNT, 2019
Long Run.....27 vs Charlotte, 2021

#17 S TRA FLUELLEN

Tackles.....11 vs UTSA, WKU, 2022
Solo Tackles.....6 vs UTSA, WKU, 2022

Tackles for Loss.....1.0 vs Monmouth, 2021
Pass Breakups.....1 vs UTSA, UAB, WKU, 2022
Interception.....1 vs CSU (TD), WKU, 2022

#18 LB JAMES DOUGLAS

Tackles.....0
Solo Tackles.....0
Tackles for Loss.....0
Pass Breakups.....0

#19 RB A'VARIUS SPARROW

Rushes.....6 vs JMU, 2022
Rushing Yards.....41 vs CSU, 2022
Rushing TD.....0
Long Run.....25 vs CSU, 2022
Receptions.....1 vs JMU, CSU, 2022
Receiving Yards.....5 vs JMU, 2022
Long Reception.....5 vs JMU, 2022

#21 RB JOE ERVIN

Rushes.....7 vs UAB, 2022
Rushing Yards.....54 vs UAB, 2022
Rushing TD.....0
Long Run.....20 vs UAB, 2022
Receptions.....5 vs WKU, 2022
Receiving Yards.....22 vs WKU, 2022
Long Reception.....14 vs WKU, 2022

#22 WR ANDREW PAIGE

Receptions.....2 vs WKU, 2022
Receiving Yards.....23 vs UAB, 2022
Long Reception.....23 vs UAB, 2022
Touchdown.....0

#23 CB JALEN JACKSON

Tackles.....6 vs Miami, 2022
Solo Tackles.....4 vs JMU, UTSA, 2022
Tackles for Loss.....1.0, three times
Pass Breakups.....1, three times
Forced Fumble.....1 vs UConn, 2021
Interception.....1 vs Marshall, 2021
Sacks.....1 vs USM, 2021

#24 RB DARIUS BRACY

Rushes.....9 vs UAB, 2022
Rushing Yards.....53 vs UTSA, 2022
Rushing TD.....1 vs UTSA, 2022
Long Run.....53 vs UTSA, 2022
Receptions.....5 vs UTSA, 2022
Receiving Yards.....26 vs UTSA, 2022
Long Reception.....9 vs UTSA, 2022

#25 WR BRYCE BAILEY

Receptions.....0
Receiving Yards.....0
Long Reception.....0
Touchdown.....0

#31 CB DEONTE STANLEY

Tackles.....5 vs UTSA, 2022
Solo Tackles.....5 vs UTSA, 2022
Pass Breakups.....1 vs UTSA, 2022
Tackles For Loss.....1.0 vs UTSA, 2022
Interception.....1 vs TSU, 2022

#33 CB DECORIAN PATTERSON

Tackles.....9 vs FIU, 2020
Solo Tackles.....8 vs Miami, 2022
Tackles for Loss.....2.5 vs Troy, 2020
Pass Breakups.....2, six times
Sacks.....1.5 vs Troy, 2020
Interceptions.....2 vs UTSA, 2022



CAREER HIGHS

Fumble Recovery1 vs WKU, 2020; FIU, 2021
 Forced Fumble.....1 vs FIU, 2020

#34 LB CHRISTIAN DIXON

Tackles.....8 vs CSU, 2022
 Solo Tackles.....3 vs CSU, 2022
 Tackles for Loss.....2.0 vs CSU, 2022
 Pass Breakups0
 Forced Fumble1 vs CSU, 2022
 Sacks.....2.0 vs CSU, 2022

#35 LB JALEN DAVIS

Tackles.....5 vs Rice, 2019; vs JMU, 2022
 Solo Tackles.....5 vs JMU, 2022
 Tackles for Loss.....3.0 vs JMU, 2022
 Pass Breakups0
 Forced Fumble1 vs CSU, 2022
 Sacks.....1.0 vs Miami, 2022
 Interceptions.....1 vs TSU, 2022

#36 RB FRANK PEASANT

Rushes22 vs CSU, 2022
 Rushing Yards.....122 vs TSU, 2022
 Rushing TD3 vs TSU, 2022
 Long Run.....85 vs TSU, 2022
 Receptions.....3 vs FIU, 2021
 Receiving Yards11 vs FIU, 2021
 Long Reception9 vs FIU, 2021

#40 LB DREW FRANCIS

Tackles.....6 vs JMU, 2022
 Solo Tackles.....3 vs UAB, 2022
 Tackles for Loss.....1.0 vs CSU, UAB, 2022
 Sacks.....1.0 vs CSU, 2022
 Interceptions.....0

#41 LB RAGUON HARTLEY

Tackles.....8 vs Miami, UTSA, 2022
 Solo Tackles.....4 vs Miami, 2022
 Tackles for Loss.....1.5 vs Miami, 2022
 Sacks.....1.0 vs WKU, 2021
 Forced Fumble.....1 vs FIU, 2021

#49 DL JORDEN STARLING

Tackles.....7 vs Troy, 2020
 Solo Tackles.....5 vs Troy, 2020
 Tackles for Loss.....1.0, three times
 Sacks.....1 vs USM, 2021
 Pass Breakup1 vs UTSA, 2020; vs WKU, 2022
 Forced Fumble.....1 vs Monmouth, 2021
 Blocked Kick1 vs Charlotte, 2021 (FG)

#57 DL MARLEY COOK

Tackles.....4 vs Monmouth, 2021
 Solo Tackles.....3 vs Monmouth, 2021
 Tackles for Loss.....1.0, three times
 Sacks.....2.0 vs CSU, 2022
 Forced Fumble.....1 vs Monmouth, 2021
 Interception.....1 vs USM, 2021
 Safety.....1 vs FIU, 2021

#83 WR JAYLIN LANE

Receptions.....10 vs ODU, 2021; UTSA, 2022
 Receiving Yards179 vs UTSA, 2022
 Long Reception89 vs Miami, 2022
 Receiving TD.....1, four times
 Long Punt Return.....70 vs Monmouth, 2021

#84 WR ELIJAH METCALF

Receptions.....3 vs VT, 2021
 Receiving Yards69 vs Miami, 2022
 Long Reception69 vs Miami, 2022

Receiving TD.....1 vs CSU, Miami, 2022

#86 WR JEREMY TATE

Receptions.....1 vs TSU, 2022
 Receiving Yards4 vs TSU, 2022
 Long Reception4 vs TSU, 2022
 Touchdown0

#87 WR MARQUEL TINSLEY

Receptions.....3 vs FIU, 2020
 Receiving Yards38 vs FIU, 2020
 Long Reception23 vs FIU, 2020
 Receiving TD.....1 vs VT, 2021

#89 WR YUSUF ALI

Receptions.....9 vs Toledo, 2021
 Receiving Yards98 vs Rice, 2020
 Long Reception36 vs WKU, 2021
 Touchdown1, five times

#94 DL RALPH MENCY

Tackles.....3 vs UAB, 2022
 Solo Tackles.....3.0 vs UAB, 2022
 Pass Breakup1 vs TSU, 2022
 Tackles for Loss.....0
 Sacks.....0
 Blocked Kick1 vs USM, 2021 (punt)


#97 DL QUINDARIUS DUNNIGAN

Tackles.....7 vs CSU, 2022
 Solo Tackles.....4 vs Miami, 2022
 Tackles for Loss.....3.5 vs CSU, 2022
 Sacks.....2.5 vs CSU, 2022
 Pass Breakups1 vs CSU, 2022

#99 DL JORDAN BRANCH

Tackles.....4 vs Monmouth, 2021
 Solo Tackles.....2 vs TSU, Miami, 2022
 Tackles for Loss.....1.0 vs Michigan, 2019; VT, 2021
 Sacks.....1.0 vs Michigan, 2019
 Fumble Recovery1, three times
 Forced Fumble.....1 vs Miami, 2022
 Pass Breakup1 vs WKU, 2020; vs USM, 2021
 Interceptions.....1 vs UTSA, 2022

MIDDLE TENNESSEE FOOTBALL

	GAME ONE	
	Sept. 3, 2022 Harrisonburg, VA Attendance: 23,074 TV: ESPN+	
MTSU	7	
JMU	44	

Score by Quarters	1	2	3	4	OT	F
JMU	0	21	16	7	-	44
MTSU	0	0	7	0	-	7

Scoring Summary

Q	Time	Team	Scoring Play
2nd	14:55	JMU	Brown 20 pass from Centeio (Wise PAT) 11-60, 3:50, JMU 7, MT 0
2nd	6:49	JMU	Brown 29 pass from Centeio (Wise PAT) 5-52, 2:17, JMU 14, MT 0
2nd	3:05	JMU	Thornton 7 pass from Centeio (Wise PAT) 7-55, 2:41, JMU 21, MT 0
3rd	13:16	JMU	Thornton 35 pass from Centeio (Wise PAT) 3-65, :46, JMU 28, MT 0
3rd	10:47	JMU	Thornton 19 pass from Centeio (Wise PAT) 3-35, 1:11, JMU 35, MT 0
3rd	10:36	JMU	Safety JMU 37, MT 0
3rd	3:31	MTSU	Ali 26 pass from Cunningham (Rankin PAT) 12-77, 4:03, JMU 37, MT 7
4th	6:49	JMU	Ravenel 9 pass from Centeio (Wise PAT) 9-80, 5:54, JMU 44, MT 7

	MTSU	JMU
FIRST DOWNS	10	31
RUSHES-YARDS (NET)	28-12	52-261
PASSING YARDS (NET)	113	287
Passes Comp-Att-Int	19-33-0	21-33-0
TOTAL OFFENSE PLAYS-YARDS	61-125	85-548
Fumble Returns-Yards	0-0-0	1-1-0
Punt Returns-Yards	0-0-0	4-52-0
Kickoff Returns-Yards	1-15-0	2-20-0
Interception Returns-Yards	0-0-0	0-0-0
Punts (Number-Avg)	9-42.1	5-42.0
Fumbles-Lost	1-1	1-0
Penalties-Yards	5-43	6-70
Possession Time	23:05	36:55
Third-Down Conversions	4-16	9-17
Fourth-Down Conversions	0-1	0-2
Red Zone Scores-Chances	0-0	4-6
Sacks By: Number-Yards	2-16	4-17

RUSHING: Middle Tennessee-Sparrow 6-15; Bracy 4-14; Peasant 9-3; Ervin 1(-1); Cunningham 8(-19). JMU-Centeio 14-110; Agyei-Obese 15-82; Palmer 10-36; Black 9-31; Malignaggi 2-7; Knight 1(-1); Ravenel 1(-4).


PASSING: Middle Tennessee-Cunningham 18-32-0-116; Rice 1-1-0(-3). JMU-Centeio 21-33-0-287.

RECEIVING: Middle Tennessee-Ali 8-60; Gathings 6-34; Sherman 1-16; Sparrow 1-5; Tinsley 1-1; Bracy 2-0; Metcalf 1(-3). JMU-Thornton 12-155; Brown 5-78; Ravenel 2-15; Black 1-25; Knight 1-14.

INTERCEPTIONS: Middle Tennessee-None. JMU-None.

FUMBLES: Middle Tennessee-Peasant 1-1. JMU-Agyei-Obese 1-0.



	GAME TWO	
	Sept. 10, 2022 Fort Collins, CO Attendance: 27,641 TV: EVOCA	
MTSU	34	
CSU	19	

Score by Quarters	1	2	3	4	OT	F
CSU	0	0	19	0	-	19
MTSU	10	17	7	0	-	34

Scoring Summary

Q	Time	Team	Scoring Play
1st	14:51	MT	Fluellen 32 INT (Rankin PAT) MT 7, CSU 0
1st	5:02	MT	Rankin 25 FG 11-63, 3:59, MT 10, CSU 0
2nd	11:37	MT	Peasant 1 run (Rankin PAT) 7-41, 2:39, MT 17, CSU 0
2nd	2:26	MT	Rankin 35 FG 17-76, 6:35, MT 20, CSU 0
2nd	1:28	MT	Peasant 1 run (Rankin PAT) 3-18, :40, MT 27, CSU 0
3rd	13:41	MT	Metcalf 42 pass from Cunningham (Rankin PAT) 4-75, 1:19, MT 34, CSU 0
3rd	8:41	CSU	Horton 48 pass from Millen (PAT failed) 3-61, 1:13, MT 34, CSU 6
3rd	6:02	CSU	Horton 69 pass from Millen (Camper PAT) 2-70, :43, MT 34, CSU 13
3rd	1:57	CSU	Horton 17 pass from Millen (Pass failed) 7-36, 2:43, MT 34, CSU 19

	MTSU	CSU
FIRST DOWNS	20	16
RUSHES-YARDS (NET)	41-114	34(-10)
PASSING YARDS (NET)	266	256
Passes Comp-Att-Int	31-39-1	20-30-2
TOTAL OFFENSE PLAYS-YARDS	80-380	64-246
Fumble Returns-Yards	0-0-0	0-0-0
Punt Returns-Yards	1-12-0	2-10-0
Kickoff Returns-Yards	0-0-0	3-73-0
Interception Returns-Yards	2-32-1	1-0-0
Punts (Number-Avg)	5-42.4	6-40.3
Fumbles-Lost	1-1	3-2
Penalties-Yards	4-47	8-67
Possession Time	31:19	28:41
Third-Down Conversions	7-17	3-14
Fourth-Down Conversions	2-3	2-3
Red Zone Scores-Chances	4-4	1-3
Sacks By: Number-Yards	9-70	2-12


RUSHING: Middle Tennessee-Peasant 22-93; Cunningham 12-24; Bracy 6(-1); Sparrow 1(-2). CSU-Vivens 12-41; Bailey 14-7; Morrow 3-7; Millen 11(-65).

PASSING: Middle Tennessee-Cunningham 31-39-1-266. CSU-Millen 20-30-2-256.

RECEIVING: Middle Tennessee-Gathings 11-92; Ali 5-23; Sparrow 4-41; Lane 3-46; Metcalf 2-47; Toney 2-11; Peasant 2-0; Tolbert 1-12; Bracy 1(-6). CSU-Horton 9-186; Stovall 5-42; McCullouch 4-26; Vivens 1-6; Bailey 1(-4).

INTERCEPTIONS: Middle Tennessee-Fluellen 1-32; Patterson 1-0. CSU-Howell 1-0.



	GAME THREE	
	Sept. 17, 2022 Murfreesboro, TN Attendance: 22,227 TV: ESPN+	
TSU	6	
MTSU	49	

Score by Quarters	1	2	3	4	OT	F
TSU	0	0	6	0	-	6
MTSU	21	21	7	0	-	49

Scoring Summary

Q	Time	Team	Scoring Play
1st	4:11	MT	Peasant 1 run (Rankin PAT) 6-62, 2:10, MT 7, TSU 0
1st	2:14	MT	Lane 15 pass from Cunningham (Rankin PAT) 3-54, 1:01, MT 14, TSU 0
1st	:15	MT	Montgomery 19 blocked punt (Rankin PAT) MT 21, TSU 0
2nd	9:13	MT	Bracy 11 pass from Cunningham (Rankin PAT) 10-63, 3:38, MT 28, TSU 0
2nd	1:44	MT	Cunningham 7 run (Rankin PAT) 11-69, 4:36, MT 35, TSU 0
2nd	:00	MT	Peasant 2 run (Rankin PAT) 5-16, :46, MT 42, TSU 0
3rd	14:00	MT	Peasant 85 run (Rankin PAT) 2-75, 1:00, MT 49, TSU 0
3rd	4:45	TSU	Rouse 34 pass from Garnett (Pass failed) 5-65, 2:56, MT 49, TSU 6

	TSU	MTSU
FIRST DOWNS	14	23
RUSHES-YARDS (NET)	27-61	45-223
PASSING YARDS (NET)	149	212
Passes Comp-Att-Int	18-29-2	21-25-1
TOTAL OFFENSE PLAYS-YARDS	210	435
Fumble Returns-Yards	0-0-0	0-0-0
Punt Returns-Yards	0-0-0	2-50-1
Kickoff Returns-Yards	7-157-0	0-0-0
Interception Returns-Yards	1-2-0	2-82-0
Punts (Number-Avg)	7-32.3	3-42.3
Fumbles-Lost	0-0	0-0
Penalties-Yards	4-50	7-62
Possession Time	24:28	35:32
Third-Down Conversions	4-12	6-12
Fourth-Down Conversions	0-1	2-2
Red Zone Scores-Chances	0-0	5-6
Sacks By: Number-Yards	2-7	1-6

RUSHING: Middle Tennessee-Peasant 13-122; Frost 4-33; Cunningham 6-23; Wilkins 8-19; Bracy 3-12; Montgomery 3-10; Rice 5-6; Sparrow 1-5. TSU-Rouse 6-28; Garnett 6-20; Starling 9-15; Ellis 4-0; Thorpe 2(-2-2).


PASSING: Middle Tennessee-Cunningham 20-24-1-216; Frost 1-1-0(-4). TSU-Ellis 12-18-1-96; Garnett 6-10-1-53; Rhodes 0-1-0-0.

RECEIVING: Middle Tennessee-Lane 4-55; Ali-3-45; Gathings 3-30; Metcalf 2-27; Toney 1-16; England-Chisolm 3-15; Peasant 2-13; Bracy 1-11; Tate, Jr. 1-4; Bailey 1(-4). TSU-Holloman 6-50; Rouse 1-34; Dobson 3-23; Starling 2-21; Brenson 2-13; Davis 1-8; Thornton 3-0.

INTERCEPTIONS: Middle Tennessee-Deonte Stanley 1-35; J. Davis 1-47. TSU-Watkins 1-2.

FUMBLES: Middle Tennessee-None. TSU-None.



		GAME FOUR Sept. 24, 2022 Miami, FL Attendance: 46,713 TV: ACCN	
		MTSU	45
		MIAMI	31

Score by Quarters	1	2	3	4	OT	F
MTSU	17	7	7	14	-	45
MIAMI	3	7	7	14	-	31

Scoring Summary

Q	Time	Team	Scoring Play
1st	10:46	MT	Rankin 28 FG 2-4, :59, MT 3, Miami 0
1st	10:04	MT	Wood 15 INT Return (Rankin PAT) MT 10, Miami 0
1st	4:52	UM	Borregales 39 FG 11-47, 3:02, MT 10, Miami 3
1st	4:21	MT	Chisolm 71 pass from Cunningham (Rankin PAT) 2-75, :14, MT 17, Miami 3
2nd	12:17	MT	Cunningham 9 run (Rankin PAT) 5-94, 1:51, MT 24, Miami 3
2nd	1:20	UM	Parrish 6 pass from Van Dyke (Borregales PAT) 15-87, 6:31, MT 24, Miami 10
3rd	8:01	MT	Metcalf 69 pass from Cunningham (Rankin PAT) 2-76, :27, MT 31, Miami 10
3rd	6:08	UM	Franklin 1 run (Borregales PAT) 5-72, 1:35, MT 31, Miami 17
4th	14:45	MT	Chisolm 98 pass from Cunningham (Rankin PAT) 1-98, :11, MT 38, Miami 17
4th	14:34	UM	Smith 91 kickoff return (Borregales PAT) MT 38, Miami 24
4th	8:42	MT	Peasant 1 run (Rankin PAT) 12-75, 5:46, MT 45, Miami 24
4th	6:05	UM	Franklin 1 run (Borregales PAT) 10-43, 2:23, MT 45, Miami 31

	MTSU	UM
FIRST DOWNS	14	26
RUSHES-YARDS (NET)	36-99	38-60
PASSING YARDS (NET)	408	307
Passes Comp-Att-Int	16-25-1	26-51-2
TOTAL OFFENSE PLAYS-YARDS	61-507	89-367
Fumble Returns-Yards	0-0-0	0-0-0
Punt Returns-Yards	2-1-0	0-0-0
Kickoff Returns-Yards	0-0-0	8-256-1
Interception Returns-Yards	2-17-1	1-0-0
Punts (Number-Avg)	5-51.8	3-47.3
Fumbles-Lost	1-0	1-1
Penalties-Yards	8-82	4-15
Possession Time	26:02	33:58
Third-Down Conversions	3-12	7-20
Fourth-Down Conversions	2-3	5-8
Red Zone Scores-Chances	3-4	3-5
Sacks By: Number-Yards	4-27	2-9


RUSHING: Middle Tennessee-Peasant 19-74; Cunningham 9-29; Bracy 6-5. Miami-Parrish 14-57; Franklin 15-36; Knighton 2-1; Smith 1-1; Brinson 1(-8); Van Dyke 3(-12); Garcia 2(-15).

PASSING: Middle Tennessee-Cunningham 16-25-1-408. Miami-Van Dyke 16-32-2-138; Garcia 10-19-0-169.

RECEIVING: Middle Tennessee-Lane 4-130; Gathings 4-19; England-Chisolm 2-169; Tinsley 2-13; Metcalf 1-69; Bracy 1-6; Toney 1-4; Ali 1(-2). Miami-Ladson 6-65; Smith 4-81; Mallory 4-50; Smith 3-27; Redding 2-28; Arroyo 2-21; Skinner 1-17; Franklin 1-9; Brinson 1-6; Parrish 1-6; Knighton 1(-3).

INTERCEPTIONS: Middle Tennessee-Wood 1-15; Patterson 1-2. Miami-Kinchens 1-0.

FUMBLES: Middle Tennessee-Lane 1-0. Miami-Knighton 1-1.

		GAME FIVE Sept. 30, 2022 Murfreesboro, TN Attendance: 15,020 TV: CBS SN	
		UTSA	45
		MTSU	30

Score by Quarters	1	2	3	4	OT	F
UTSA	10	21	7	7	-	45
MTSU	0	20	0	10	-	30

Scoring Summary

Q	Time	Team	Scoring Play
1st	12:11	UTSA	Franklin 43 pass from Harris (Sackett PAT) 4-80, 1:21, UTSA 7, MT 0
1st	6:26	UTSA	Sackett 28 FG 11-74, 4:03, UTSA 10, MT 0
2nd	14:52	MT	Ali 38 pass from Cunningham (Rankin PAT) 8-67, 2:23, UTSA 10, MT 7
2nd	13:20	UTSA	Franklin 28 pass from Harris (Sackett PAT) 5-75, 1:32, UTSA 17, MT 7
2nd	12:09	MT	Bracy 53 run (Rankin PAT) 3-59, 1:04, UTSA 17, MT 14
2nd	9:53	UTSA	Smith 2 run (Sackett PAT) 6-73, 2:10, UTSA 24, MT 14
2nd	7:30	MT	Rankin 31 FG 9-45, 2:16, UTSA 24, MT 17
2nd	3:22	UTSA	Harris 57 INT (Sackett PAT) 9-79, 4:02, UTSA 31, MT 17
2nd	0:00	MT	Rankin 34 FG 7-25, :43, UTSA 31, MT 20
3rd	8:52	UTSA	Smith 91 kickoff return (Sackett PAT) 14-75, 6:08, UTSA 38, MT 20
4th	12:37	MT	Rankin 28 FG 13-87, 4:18, UTSA 38, MT 23
4th	10:32	MT	Branch 37 INT (Rankin PAT) UTSA 38, MT 30
4th	1:42	UTSA	Brady 25 run (Sackett PAT) UTSA 45, MT 30

	UTSA	MTSU
FIRST DOWNS	32	20
RUSHES-YARDS (NET)	45-167	18-84
PASSING YARDS (NET)	423	368
Passes Comp-Att-Int	28-37-3	35-57-0
TOTAL OFFENSE PLAYS-YARDS	82-590	75-452
Fumble Returns-Yards	0-0-0	0-0-0
Punt Returns-Yards	2-1-0	0-0-0
Kickoff Returns-Yards	3-44-0	4-72-0
Interception Returns-Yards	0-0-0	3-1-1
Punts (Number-Avg)	2-52.0	5-40.8
Fumbles-Lost	0-0	2-0
Penalties-Yards	9-92	9-80
Possession Time	34:37	25:23
Third-Down Conversions	10-14	6-17
Fourth-Down Conversions	1-1	1-3
Red Zone Scores-Chances	4-5	3-4
Sacks By: Number-Yards	1-10	3-33


RUSHING: Middle Tennessee-Bracy 3-53; Cunningham 9-18; Peasant 3-10; Lane 2-2; Ali 1-1. UTSA-Brady 19-98; Smith 12-31; Harris 12-31; Carpenter 1(-1).

PASSING: Middle Tennessee-Cunningham 35-56-0-368. UTSA-Harris 27-36-3-414.

RECEIVING: Middle Tennessee-Lane 10-179; Gathings 9-97; Bracy 5-26; Ali 4-40; Toney 4-15; Tolbert 1-6; Metcalf 1-3; Peasant 1-2. UTSA-Clark 8-139; Cephus 7-91; Franklin 5-98; Brady 3-37; Smith 2-26; Cardenas 1-16; Harris 1-9; Dishman 1-7.

INTERCEPTIONS: Middle Tennessee-Patterson 2-1; Branch 1-37. UTSA-None.

FUMBLES: Middle Tennessee-Cunningham 2-0. UTSA-None.

		GAME SIX Oct. 8, 2022 Birmingham, AL Attendance: 23,694 TV: Stadium	
		MTSU	14
		UAB	41

Score by Quarters	1	2	3	4	OT	F
MTSU	7	0	7	0	-	14
UAB	21	17	3	0	-	41

Scoring Summary

Q	Time	Team	Scoring Play
1st	13:18	UAB	McBride 5 run (Quinn PAT) 4-70, 1:36, UAB 7, MT 0
1st	8:48	UAB	Brown 24 run (Quinn PAT) 7-87, 3:32, UAB 14, MT 0
1st	5:41	MTSU	Lane 15 pass from Cunningham (Rankin PAT) 9-72, 3:01, UAB 14, MT 7
1st	2:44	UAB	McBride 27 run (Quinn PAT) 7-65, 2:50, UAB 21, MT 7
2nd	10:54	UAB	Quinn 19 FG 15-72, 5:55, UAB 24, MT 7
2nd	5:43	UAB	McBride 27 run (Quinn PAT) 5-57, 2:18, UAB 31, MT 7
2nd	2:41	UAB	Shropshire 58 pass from Hopkins (Quinn PAT) 4-91, 1:56, UAB 38, MT 7
3rd	10:07	UAB	Quinn 47 FG 8-50, 4:08, UAB 41, MT 7
3rd	5:18	MTSU	Bracy 1 run (Rankin PAT) 13-75, 4:49, UAB 41, MT 14

	MTSU	UAB
FIRST DOWNS	24	24
RUSHES-YARDS (NET)	39-140	38-303
PASSING YARDS (NET)	196	278
Passes Comp-Att-Int	26-43-1	17-27-0
TOTAL OFFENSE PLAYS-YARDS	82-336	65-581
Fumble Returns-Yards	0-0-0	0-0-0
Punt Returns-Yards	1-14-0	1-7-0
Kickoff Returns-Yards	4-109-0	3-66-0
Interception Returns-Yards	0-0-0	1-10-0
Punts (Number-Avg)	4-51.8	2-48-0
Fumbles-Lost	0-0	0-0
Penalties-Yards	5-45	9-94
Possession Time	25:40	34:20
Third-Down Conversions	10-19	6-12
Fourth-Down Conversions	2-5	1-1
Red Zone Scores-Chances	2-4	4-5
Sacks By: Number-Yards	0-0	3-19

RUSHING: Middle Tennessee-Ervin 7-54; Peasant 10-40; Bracy 9-33; Riles 4-13; Ali 1-2; Cunningham 8(-2). UAB-McBride 12-120; Brown 10-114; Hopkins 5-52; Gates 8-14; Curry 2-4; Zeno 1(-1).


PASSING: Middle Tennessee-Cunningham 26-43-1-196. UAB-Hopkins 17-27-0-278.

RECEIVING: Middle Tennessee-Lane 9-59; Gathings 3-38; Ali 3-20; Tolbert 3-17; Peasant 2-24; Ervin 2-1; Paige 1-23; Bracy 1-7; Metcalf 1-6; Riles 1-1. UAB-Shropshire 6-193; Palmer 3-30; Damous 3-23; Boykin 2-19; Jones 2-1; Farrier 1-12.

INTERCEPTIONS: Middle Tennessee-None. UAB-Cash 1-10.

FUMBLES: Middle Tennessee-None. UAB-None.



		GAME SEVEN Oct. 15, 2022 Murfreesboro, TN Attendance: 14,806 TV: ESPN+	
		WKU	35
		MTSU	17

Score by Quarters	1	2	3	4	OT	F
WKU	0	14	14	7	-	35
MTSU	7	3	0	7	-	17

Scoring Summary

Q	Time	Team	Scoring Play
1st	13:10	MTSU	Cunningham 14 run (Rankin PAT) 1-14, :09, MT 7, WKU 0
2nd	14:56	WKU	Corley 3 pass from Reed (Narveson PAT) 6-62, 1:25, MT 7, WKU 7
2nd	2:39	WKU	Robichaux 14 run (Narveson PAT) 10-84, 3:11, MT 7, WKU 14
2nd	:41	MTSU	Rankin 34 FG 10-57, 1:51, MT 10, WKU 14
3rd	12:15	WKU	Reed 1 run (Narveson PAT) 7-73, 2:40, MT 10, WKU 21
3rd	2:04	WKU	Simon 1 pass from Reed (Narveson PAT) 5-53, 2:00, MT 10, WKU 28
4th	9:44	WKU	Thomas 42 INT (Narveson PAT) MT 10, WKU 35
4th	5:09	MTSU	Gathings 11 pass from Cunningham (Rankin PAT) 7-38, 2:13, MT 17, WKU 35

	WKU	MTSU
FIRST DOWNS	22	19
RUSHES-YARDS (NET)	36-165	26-63
PASSING YARDS (NET)	278	228
Passes Comp-Att-Int	32-49-1	32-51-1
TOTAL OFFENSE PLAYS-YARDS	85-443	77-291
Fumble Returns-Yards	0-0-0	0-0-0
Punt Returns-Yards	3-28-0	1-(-2)-0
Kickoff Returns-Yards	4-53-0	3-77-0
Interception Returns-Yards	1-42-1	1-0-0
Punts (Number-Avg)	5-46.6	9-49.7
Fumbles-Lost	3-2	2-1
Penalties-Yards	7-78	9-75
Possession Time	32:45	27:15
Third-Down Conversions	6-17	3-17
Fourth-Down Conversions	2-5	1-3
Red Zone Scores-Chances	4-5	3-3
Sacks By: Number-Yards	1-21	0-0

RUSHING: Middle Tennessee-Cunningham 9-29; Ervin 6-23; Peasant 6-20; Wilkins 4-(-1). WKU-Robichaux 8-78; Reed 12-39; Ervin-Poindexter 13-24; Hall 1-14; Moses 2-10.

PASSING: Middle Tennessee-Cunningham 32-51-1-228. WKU-Reed 32-49-1-278.

RECEIVING: Middle Tennessee-Ali 6-43; Lane 6-37; Ervin 5-22; Wilkins 4-26; Gathings 3-42; Peasant 3-37; Tolbert 2-11; Paige 2-11; Cunningham 1-(-1). WKU-Corley 10-100; Hall 5-60; Simon 4-14; Mathison 3-31; Robichaux 3-9; Beljan 2-30; Davis 2-14; Smith 2-11; Ervin-Poindexter 1-9.

INTERCEPTIONS: Middle Tennessee-Fluellen 1-0. WKU-Thomas 1-42.

FUMBLES: Middle Tennessee-Team 1-0; Ali 1-1. WKU-Robichaux 1-1; Reed 1-0; Moses 1-1.





2022-23 Middle Tenn. Football
Game Results
All games

Team Results

	Date	Opponent		Score	Overall	Conf	Time	Attend
	09/03/2022	at James Madison	L	7-44	0-1	0-0	3:26	23074
	09/10/2022	at Colorado St.	W	34-19	1-1	0-0	3:26	27641
	09/17/2022	Tennessee St.	W	49-6	2-1	0-0	3:24	22227
	09/24/2022	at Miami (FL)	W	45-31	3-1	0-0	3:41	46713
*	09/30/2022	UTSA	L	30-45	3-2	0-1	3:37	15021
*	10/08/2022	at UAB	L	14-41	3-3	0-2	3:17	23694
*	10/15/2022	Western Ky.	L	17-35	3-4	0-3	3:36	14806



2022-23 Middle Tenn. Football
Overall Team Statistics
All games

Team Statistics

	MTSU	OPP
Scoring	196	221
Points per game	28.0	31.6
Points Off Turnovers	58	26
First Downs	130	165
Rushing	39	60
Passing	70	89
Penalty	21	16
Rushing Yardage	738	1007
Yards gained rushing	920	1237
Yards lost rushing	182	230
Rushing attempts	233	270
Average per rush	3.2	3.7
Average per game	105.4	143.9
TDs Rushing	11	12
Passing Yardage	1785	1978
Comp-Att-Int	180-273-5	162-256-10
Average per pass	6.5	7.7
Average per catch	9.9	12.2
Average per game	255.0	282.6
TDs Passing	10	16
Total offense	2523	2985
Total plays	506	526
Average per play	5.0	5.7
Average per game	360.4	426.4
Kick returns: #-Yards	12-273	30-669
Punt returns: #-Yards	8-87	11-98
Int returns: #-Yards	10-169	5-54
Kick return average	22.8	22.3
Punt return average	10.9	8.9
Int return average	16.9	10.8
Fumbles-Lost	7-3	8-5
Penalties-Yards	47-437	47-466
Average per game	62.4	66.6
Punts-Yards	40-1835	30-1253
Average per punt	45.9	41.8
Net punt average	41.2	38.2
Kickoffs-Yards	38-2199	40-2475
Average per kick	57.9	61.9
Net kick average	35.0	38.8
Time of possession / game	27:45	32:15
3rd-down conversion	39/110	45/106
3rd-down pct	35%	42%
4rd-down conversion	10/20	11/21



**2022-23 Middle Tenn. Football
Overall Team Statistics
All games**

	MTSU	OPP
4rd-down pct	50%	52%
Sacks by-Yards	19-152	15-95
Misc Yards	0	0
Touchdowns scored	25	30
Field goals - attempts	7-7	4-7
On-Side kicks	0-0	0-0
Red-zone scores	(20-25) 80%	(20-29) 69%
Red-zone touchdowns	(13-25) 52%	(17-29) 59%
PAT-attempts	(25-25) 100%	(27-28) 96%
2-point conversion-attempts	(0-0) 0%	(0-2) 0%
Attendance	52054	121122
Games / Avg per game	3/17351	4/30281
Neutral site games	-	0/0

Score by Periods

Team	1st	2nd	3rd	4th	OT	TOT
Middle Tenn.	62	68	35	31	0	196
Opponents	34	80	72	35	0	221



**2022-23 Middle Tenn. Football
Individual Statistics
All games**

Rushing

Player	gp	att	gain	loss	net	avg	td	lg	avg/g
Frank Peasant	7	82	385	20	365	4.5	6	85	52.1
Chase Cunningham	7	61	204	102	102	1.7	3	18	14.6
Darius Bracy	6	31	130	14	116	3.7	2	53	19.3
Joe Ervin	3	14	77	1	76	5.4	0	20	25.3
Terry Wilkins	5	12	25	7	18	1.5	0	11	3.6
A'Varius Sparrow	3	8	22	4	18	2.3	0	7	6.0
Preston Rice	2	5	9	3	6	1.2	0	7	3.0
Stone Frost	1	4	33	0	33	8.3	0	17	33.0
DJ Riles	1	4	19	6	13	3.3	0	16	13.0
Jalen Montgomery	6	3	10	0	10	3.3	0	8	1.7
Yusuf Ali	7	2	3	0	3	1.5	0	2	0.4
Jaylin Lane	6	2	3	1	2	1.0	0	3	0.3
Team	7	5	0	24	-24	-4.8	0	0	-3.4
Total	7	233	920	182	738	3.2	11	85	105.4
Opponents	7	270	1237	230	1007	3.7	12	45	143.9

Punt Returns

Player	no.	yds	avg	td	lg
Jaylin Lane	8	68	8.5	0	23
Total	8	87	10.9	1	23
Opponents	11	98	8.9	0	23

Interceptions

Player	no.	yds	avg	td	lg
Decorian Patterson	4	3	0.8	0	2
Tra Fluellen	2	32	16.0	1	32
Jordan Branch	1	37	37.0	1	37
Zaylin Wood	1	15	15.0	1	15
Jalen Davis	1	47	47.0	0	47
Deonte Stanley	1	35	35.0	0	35
Total	10	169	16.9	3	47
Opponents	5	54	10.8	1	42

Passing

Player	gp	effic	comp-att-int	pct	yds	td	lg	avg/g
Chase Cunningham	7	130.2	178-270-5	65.9	1792	10	98	256.0
Preston Rice	2	74.8	1-1-0	100.0	-3	0	0	-1.5
Stone Frost	1	66.4	1-1-0	100.0	-4	0	0	-4.0
Team	7	0.0	0-1-0	0.0	0	0	0	5.0
Total	7	129.3	180-273-5	65.9	1785	10	98	255.0
Opponents	7	141.0	162-256-10	63.3	1978	16	69	282.6

Kick Returns

Player	no.	yds	avg	td	lg
Jaylin Lane	9	213	23.7	0	35
Yusuf Ali	2	45	22.5	0	28
Teldrick Ross	1	15	15.0	0	15
Total	12	273	22.8	0	35
Opponents	30	669	22.3	1	91

Receiving

Player	gp	no.	yds	avg	td	lg	avg/g
Izaiah Gathings	7	39	352	9.0	1	26	50.3
Jaylin Lane	6	36	506	14.1	2	89	84.3
Yusuf Ali	7	30	229	7.6	2	38	32.7
Darius Bracy	6	10	38	3.8	1	11	6.3
Frank Peasant	7	10	76	7.6	0	32	10.9
A.J. Toney	7	8	46	5.8	0	16	6.6
Elijah Metcalf	7	8	149	18.6	2	69	21.3
Joe Ervin	3	7	23	3.3	0	14	7.7
Bud Tolbert	6	7	46	6.6	0	12	7.7
DJ England-Chisolm	3	5	184	36.8	2	98	61.3
A'Varius Sparrow	3	5	46	9.2	0	25	15.3
Terry Wilkins	5	4	26	6.5	0	14	5.2
Marquel Tinsley	7	3	14	4.7	0	10	2.0
Andrew Paige	2	3	34	11.3	0	23	17.0
Chase Cunningham	7	1	-1	-1.0	0	0	-0.1
Jeremy Tate Jr.	7	1	4	4.0	0	4	0.6
Javonte Sherman	1	1	16	16.0	0	16	16.0
DJ Riles	1	1	1	1.0	0	1	1.0
Bryce Bailey	4	1	-4	-4.0	0	0	-1.0
Total	7	180	1785	9.9	10	98	255.0
Opponents	7	162	1978	12.2	16	69	282.6

Fumble Returns

Player	no.	yds	avg	td	lg
Ja'Kerrius Wyatt	1	0	0.0	0	0
Jordan Branch	1	0	0.0	0	0
Teldrick Ross	1	0	0.0	0	0
Zaylin Wood	1	0	0.0	0	0
Devyn Curtis	1	0	0.0	0	0
Total	5	0	0.0	0	0
Opponents	3	1	0.3	0	1



**2022-23 Middle Tenn. Football
Individual Statistics
All games**

Scoring

Player	td	fg	PAT						pts
			kick	rush	rcv	pass	dxp	saf	
Zeke Rankin	-	7-7	25-25	-	-	-	-	-	46
Frank Peasant	6	-	-	-	-	-	-	-	36
Darius Bracy	3	-	-	-	-	-	-	-	18
Chase Cunningham	3	-	-	-	-	-	-	-	18
Yusuf Ali	2	-	-	-	-	-	-	-	12
DJ England-Chisolm	2	-	-	-	-	-	-	-	12
Jaylin Lane	2	-	-	-	-	-	-	-	12
Elijah Metcalf	2	-	-	-	-	-	-	-	12
Tra Fluellen	1	-	-	-	-	-	-	-	6
Izaiah Gathings	1	-	-	-	-	-	-	-	6
Jordan Branch	1	-	-	-	-	-	-	-	6
Zaylin Wood	1	-	-	-	-	-	-	-	6
Jalen Montgomery	1	-	-	-	-	-	-	-	6
Total	25	7-7	25-25	0	0	0	0	0	196
Opponents	30	4-7	27-28	0	0	0	0	1	221

Total Offense

Player	g	plays	rush	pass	total	avg/g
Chase Cunningham	7	331	102	1792	1894	270.6
Frank Peasant	7	82	365	0	365	52.1
Darius Bracy	6	31	116	0	116	19.3
Joe Ervin	3	14	76	0	76	25.3
Stone Frost	1	5	33	-4	29	29.0
Terry Wilkins	5	12	18	0	18	3.6
A'Varius Sparrow	3	8	18	0	18	6.0
DJ Riles	1	4	13	0	13	13.0
Jalen Montgomery	6	3	10	0	10	1.7
Preston Rice	2	6	6	-3	3	1.5
Yusuf Ali	7	2	3	0	3	0.4
Jaylin Lane	6	2	2	0	2	0.3
Team	7	0	-24	0	-24	-3.4
Total	7	506	738	1785	2523	360.4
Opponents	7	526	1007	1978	2985	426.4

Field Goals

Player	fg	pct.	01-19	20-29	30-39	40-49	50-99	lg	blk
Zeke Rankin	7-7	100.0	0-0	3-3	4-4	0-0	0-0	35	0
Opponents	4-7	57.1	1-1	1-1	1-2	1-3	0-0	47	1

Punting

Player	no.	yds	avg	lg	tb	fc	i20	50+	blk
Kyle Ulbrich	40	1835	45.9	72	5	9	14	17	0
Total	40	1835	45.9	72	5	9	14	17	0
Opponents	30	1253	41.8	64	2	11	6	7	1

FG Sequence

Team Name	Middle Tenn.	Opponents
Colorado St.	(25),(35)	43
Miami (FL)	(28)	(39)
UTSA	(31),(34),(28)	(28)
Western Ky.	(34)	
James Madison		37
UAB		(19),(47),41

Kickoffs

Player	no.	yds	avg	tb	ob	retn	net	ydln
Scott Payne	38	2199	57.9	6	0			
Total	38	2199	57.9	6	0	30	35	29
Opponents	40	2475	61.9	20	0	12	38.8	26

Numbers in (parentheses) indicate field goal was made



**2022-23 Middle Tenn. Football
Individual Statistics
All games**

All Purpose

Player	g	rush	rcv	pr	kr	ir	total	avg/g
Jaylin Lane	6	2	506	68	213	0	789	131.5
Frank Peasant	7	365	76	0	0	0	441	63.0
Izaiah Gathings	7	0	352	0	0	0	352	50.3
Yusuf Ali	7	3	229	0	45	0	277	39.6
DJ England-Chisolm	3	0	184	0	0	0	184	61.3
Darius Bracy	6	116	38	0	0	0	154	25.7
Elijah Metcalf	7	0	149	0	0	0	149	21.3
Chase Cunningham	7	102	-1	0	0	0	101	14.4
Joe Ervin	3	76	23	0	0	0	99	33.0
A'Varius Sparrow	3	18	46	0	0	0	64	21.3
Jalen Davis	7	0	0	0	0	47	47	6.7
Bud Tolbert	6	0	46	0	0	0	46	7.7
A.J. Toney	7	0	46	0	0	0	46	6.6
Terry Wilkins	5	18	26	0	0	0	44	8.8
Jordan Branch	7	0	0	0	0	37	37	5.3
Deonte Stanley	7	0	0	0	0	35	35	5.0
Andrew Paige	2	0	34	0	0	0	34	17.0
Stone Frost	1	33	0	0	0	0	33	33.0
Tra Fluellen	7	0	0	0	0	32	32	4.6
Jalen Montgomery	6	10	0	19	0	0	29	4.8
Javonte Sherman	1	0	16	0	0	0	16	16.0
Zaylin Wood	7	0	0	0	0	15	15	2.1
Teldrick Ross	7	0	0	0	15	0	15	2.1
Marquel Tinsley	7	0	14	0	0	0	14	2.0
DJ Riles	1	13	1	0	0	0	14	14.0
Preston Rice	2	6	0	0	0	0	6	3.0
Jeremy Tate Jr.	7	0	4	0	0	0	4	0.6
Decorian Patterson	7	0	0	0	0	3	3	0.4
Bryce Bailey	4	0	-4	0	0	0	-4	-1.0
Team	7	-24	0	0	0	0	-24	-3.4
Total	7	738	1785	87	273	169	3052	436.0
Opponents	7	1007	1978	98	669	54	3806	543.7



2022-23 Middle Tenn. Football
Overall Defense Statistics
All games

Team Defense

##	Player	gp	Tackles				tfl/yds	Sacks		Pass defense		Fumbles		blkd	
			ua	a	tot	no-yds		int-yds	brup	qbh	fr-yds	ff	kick	saf	
1	Teldrick Ross	7	34	18	52	2-3	.	.	4	1	1-0	.	.	.	
17	Tra Fluellen	7	27	23	50	.	.	2-32	4	
33	Decorian Patterson	7	28	11	39	2-5	.	4-3	6	
9	Jordan Ferguson	7	15	21	36	6-39	3-35	.	4	1	.	2	1	.	
6	Deidrick Stanley	7	19	13	32	1-9	1-9	.	2	1	
8	Devyn Curtis	7	14	17	31	1-3	.	.	.	3	1-0	.	.	.	
34	Christian Dixon	7	14	14	28	3-10	2-8	.	.	3	.	1	.	.	
41	Raquon Hartley	6	11	15	26	2.5-10	.	.	.	1	
23	Jalen Jackson	7	18	5	23	1.5-4	.	.	3	
40	Drew Francis	7	9	14	23	2.5-14	1-7	.	.	2	
35	Jalen Davis	7	13	8	21	4.5-14	1.5-6	1-47	.	.	.	1	.	.	
97	Quindarius Dunnigan	7	11	8	19	5-27	2.5-20	.	1	
31	Deonte Stanley	7	14	4	18	1-1	.	1-35	1	
44	Jalen Rayam	7	10	8	18	2-10	0.5-4	.	.	2	
7	Zaylin Wood	7	10	8	18	4-41	4-41	1-15	2	1	1-0	.	.	.	
30	Jakobe Thomas	6	10	5	15	1	.	.	
99	Jordan Branch	7	4	9	13	1.5-4	.	1-37	.	.	1-0	1	.	.	
57	Marley Cook	7	5	6	11	5.5-28	3.5-22	.	.	2	
94	Ralph Mency	7	7	3	10	.	.	.	1	
10	Ja'Kerrius Wyatt	7	4	6	10	1.5-4	.	.	.	1	1-0	.	.	.	
92	Damonte Smith	7	3	6	9	1-4	.	.	1	
89	Yusuf Ali	7	6	1	7	
49	Jorden Starling	7	2	4	6	1-4	.	.	1	
91	Parker Hughes	3	2	3	5	
28	De'Arre McDonald	7	3	1	4	
24	Scott Payne	7	1	2	3	
11	Marvae Myers	2	1	2	3	
95	Tyrece Edwards	4	.	3	3	
42	Da'Shawn Elder	5	1	2	3	
46	Andrew Leak	6	2	.	2	
22	Chris Johnson	7	2	.	2	
69	Brody Butler	7	1	.	1	
82	Taharin Sudderth	7	.	1	1	1	.	
37	James Shellman	6	1	.	1	
0	Richard Kinley	1	.	1	1	0.5-2	
5	Bud Tolbert	6	1	.	1	
38	ZaBrien Harden	5	1	.	1	
26	Emmanuel Mann	5	1	
	Totals	7	304	242	546	49-236	19-152	10-169	31	18	5-0	6	2	0	
	Opponents	7	275	238	513	58-198	15-95	5-54	26	20	3-1	4	0	1	



**2022-23 Middle Tenn. Football
Team Game-by-Game Comparison
All games**

Opponent	Score	First Downs				Pen	Rushing Number-Yards	Passing		Total Offense Plays-Yards	Return Yards	Turn- Overs
		Total	Rush	Pass	Comp-Att.-Int			Yards				
James Madison	7-44	10 / 31	2 / 14	6 / 15	2 / 2	28-12 / 52-261	19-33-0 / 21-33-0	107 / 287	61-119 / 85-548	15 / 73	1 / 0	
Colorado St.	34-19	20 / 16	5 / 3	11 / 10	4 / 3	41-114 / 34--10	31-39-1 / 20-30-2	266 / 256	80-380 / 64-246	44 / 83	2 / 4	
Tennessee St.	49-6	23 / 14	9 / 6	11 / 7	3 / 1	45-226 / 27-61	21-25-1 / 18-29-2	212 / 149	70-438 / 56-210	111 / 159	1 / 2	
Miami (FL)	45-31	14 / 26	6 / 7	8 / 14	0 / 5	36-99 / 38-60	16-25-1 / 26-51-2	408 / 307	61-507 / 89-367	18 / 256	1 / 3	
UTSA	30-45	20 / 32	4 / 11	13 / 18	3 / 3	18-84 / 45-167	35-57-0 / 28-37-3	368 / 423	75-452 / 82-590	143 / 45	0 / 3	
UAB	14-41	24 / 24	9 / 11	10 / 12	5 / 1	39-140 / 38-303	26-43-1 / 17-27-0	196 / 278	82-336 / 65-581	123 / 83	1 / 0	
Western Ky.	17-35	19 / 22	4 / 8	11 / 13	4 / 1	26-63 / 36-165	32-51-1 / 32-49-1	228 / 278	77-291 / 85-443	75 / 123	2 / 3	
Totals	196-221	130 / 165	39 / 60	70 / 89	21 / 16	233-738 / 270-1007	180-273-5 / 162-256-10	1785 / 1978	506-2523 / 526-2985	529 / 822	8 / 15	

Opponents	3rd Down Conversion	4th Down Conversion	Time of Possession	TOP Margin	Avg Yds/Rush	Avg Yds/Pass	Avg Yds/Play	Punting Number-Avg	Penalties Number-Yards	Sacks
James Madison	4-16 / 9-17	0-1 / 0-2	23:05 / 36:55	-13:50	0.4 / 5.0	3.2 / 8.7	2.0 / 6.4	9-42.1 / 5-42.0	5-43.0 / 6-70.0	2 / 4
Colorado St.	7-17 / 3-14	2-3 / 2-3	31:19 / 28:41	02:38	2.8 / -0.3	6.8 / 8.5	4.8 / 3.8	5-42.4 / 6-40.3	4-47.0 / 8-67.0	9 / 2
Tennessee St.	6-12 / 4-12	2-2 / 0-1	35:32 / 24:28	11:04	5.0 / 2.3	8.5 / 5.1	6.3 / 3.8	3-42.3 / 7-32.3	7-65.0 / 4-50.0	1 / 2
Miami (FL)	3-12 / 7-20	2-3 / 5-8	26:02 / 33:58	-07:56	2.8 / 1.6	16.3 / 6.0	8.3 / 4.1	5-51.8 / 3-47.3	8-82.0 / 4-15.0	4 / 2
UTSA	6-17 / 10-14	1-3 / 1-1	25:23 / 34:37	-09:14	4.7 / 3.7	6.5 / 11.4	6.0 / 7.2	5-40.8 / 2-52.0	9-80.0 / 9-92.0	3 / 1
UAB	10-19 / 6-12	2-5 / 1-1	25:40 / 34:20	-08:40	3.6 / 8.0	4.6 / 10.3	4.1 / 8.9	4-51.8 / 2-48.0	5-45.0 / 9-94.0	0 / 3
Western Ky.	3-17 / 6-17	1-3 / 2-5	27:15 / 32:45	-05:30	2.4 / 4.6	4.5 / 5.7	3.8 / 5.2	9-49.7 / 5-46.6	9-75.0 / 7-78.0	0 / 1
Totals	39-110 / 45-106	10-20 / 11-21	194:16 / 225:44	-31:28	3.2 / 3.7	6.5 / 7.7	5.0 / 5.7	40-45.9 / 30-41.8	47-437.0 / 47-466.0	19 / 15

Note: Game totals are displayed in the format TEAM/OPPONENT for each category



2022-23 Middle Tenn. Football
 Passing Game-by-Game
 All games

#6 Preston Rice	Comp	Att	Int	Pct	Yards	TD	Long	Sacked	Effic.
James Madison	1	1	0	100.0	-3	0	0	0-0	74.8
Totals	1	1	0	100.0	-3	0	0	0-0	74.8

#16 Chase Cunningham	Comp	Att	Int	Pct	Yards	TD	Long	Sacked	Effic.
James Madison	18	32	0	56.3	110	1	26	4-17	95.4
Colorado St.	31	39	1	79.5	266	1	42	2-12	140.1
Tennessee St.	20	24	1	83.3	216	2	36	2-7	178.1
Miami (FL)	16	25	1	64.0	408	3	98	2-9	232.7
UTSA	35	56	0	62.5	368	1	38	1-10	123.6
UAB	26	43	1	60.5	196	1	23	3-19	101.8
Western Ky.	32	51	1	62.7	228	1	32	1-21	102.8
Totals	178	270	5	65.9	1792	10	98	15-95	130.2

#18 Stone Frost	Comp	Att	Int	Pct	Yards	TD	Long	Sacked	Effic.
Tennessee St.	1	1	0	100.0	-4	0	0	0-0	66.4
Totals	1	1	0	100.0	-4	0	0	0-0	66.4



**2022-23 Middle Tenn. Football
Rushing/Receiving Game-by-Game
All games**

Rushing

Player	No-Yds/TD	JMU	CSU	TSU	UM	UTSA	UAB	WestKy
Frank Peasant	82-365/6	9-3/0	22-93/2	13-125/3	19-74/1	3-10/0	10-40/0	6-20/0
Chase Cunningham	61-102/3	8--19/0	12-24/0	6-23/1	9-29/1	9-18/0	8--2/0	9-29/1
Darius Bracy	31-116/2	4-14/0	6--1/0	3-12/0	6-5/0	3-53/1	9-33/1	DNP
Joe Ervin	14-76/0	1--1/0	DNP	DNP	DNP	DNP	7-54/0	6-23/0
Terry Wilkins	12-18/0	-	DNP	8-19/0	DNP	-	-	4--1/0
A'Varius Sparrow	8-18/0	6-15/0	1--2/0	1-5/0	DNP	DNP	DNP	DNP
Preston Rice	5-6/0	-	DNP	5-6/0	DNP	DNP	DNP	DNP
Stone Frost	4-33/0	DNP	DNP	4-33/0	DNP	DNP	DNP	DNP
Dj Riles	4-13/0	DNP	DNP	DNP	DNP	DNP	4-13/0	DNP
Jalen Montgomery	3-10/0	DNP	-	3-10/0	-	-	-	-
Yusuf Ali	2-3/0	-	-	-	-	1-1/0	1-2/0	-
Jaylin Lane	2-2/0	DNP	-	-	-	2-2/0	-	-

Receiving

Player	No-Yds/TD	JMU	CSU	TSU	UM	UTSA	UAB	WestKy
Izaiah Gathings	39-352/1	6-34/0	11-92/0	3-30/0	4-19/0	9-97/0	3-38/0	3-42/1
Jaylin Lane	36-506/2	DNP	3-46/0	4-55/1	4-130/0	10-179/0	9-59/1	6-37/0
Yusuf Ali	30-229/2	8-60/1	5-23/0	3-45/0	1--2/0	4-40/1	3-20/0	6-43/0
Frank Peasant	10-76/0	-	2-0/0	2-13/0	-	1-2/0	2-24/0	3-37/0
Darius Bracy	10-38/1	1--6/0	1--6/0	1-11/1	1-6/0	5-26/0	1-7/0	DNP
Elijah Metcalf	8-149/2	1--3/0	2-47/1	2-27/0	1-69/1	1-3/0	1-6/0	-
A.J. Toney	8-46/0	-	2-11/0	1-16/0	1-4/0	4-15/0	-	-
Bud Tolbert	7-46/0	-	1-12/0	DNP	-	1-6/0	3-17/0	2-11/0
Joe Ervin	7-23/0	-	DNP	DNP	DNP	DNP	2-1/0	5-22/0
Dj England-Chisolm	5-184/2	-	DNP	3-15/0	2-169/2	DNP	DNP	DNP
A'Varius Sparrow	5-46/0	1-5/0	4-41/0	-	DNP	DNP	DNP	DNP
Terry Wilkins	4-26/0	-	DNP	-	DNP	-	-	4-26/0
Andrew Paige	3-34/0	DNP	DNP	DNP	DNP	DNP	1-23/0	2-11/0
Marquel Tinsley	3-14/0	1-1/0	-	-	2-13/0	-	-	-
Javonte Sherman	1-16/0	1-16/0	DNP	DNP	DNP	DNP	DNP	DNP
Jeremy Tate Jr.	1-4/0	-	-	1-4/0	-	-	-	-
Dj Riles	1-1/0	DNP	DNP	DNP	DNP	DNP	1-1/0	DNP
Chase Cunningham	1--1/0	-	-	-	-	-	-	1--1/0
Bryce Bailey	1--4/0	-	DNP	1--4/0	DNP	DNP	-	-



**2022-23 Middle Tenn. Football
Total Tackles Game-by-Game
All games**

Total Tackles

Player	S-A	Total	JMU	CSU	TSU	UM	UTSA	UAB	WestKy
Teldrick Ross	34-18	52	6-5	6-3	3-3	7-1	3-3	5-2	4-1
Tra Fluellen	27-23	50	5-2	3-5	1-1	1-2	6-5	5-3	6-5
Decorian Patterson	28-11	39	5-2	1-1	1-1	8-0	3-4	3-2	7-1
Jordan Ferguson	15-21	36	5-4	1-4	2-4	1-3	2-4	3-1	1-1
Deidrick Stanley	19-13	32	3-3	1-4	4-0	1-0	2-3	3-0	5-3
Devyn Curtis	14-17	31	1-3	3-2	3-1	2-4	2-4	1-1	2-2
Christian Dixon	14-14	28	2-2	3-5	1-2	4-1	1-3	1-0	2-1
Raquon Hartley	11-15	26	2-3	0-2	1-0	4-4	3-5	1-1	DNP
Jalen Jackson	18-5	23	4-1	1-2	2-0	4-2	4-0	3-0	-
Drew Francis	9-14	23	2-4	1-4	0-4	-	2-1	3-1	1-0
Jalen Davis	13-8	21	5-0	1-1	0-3	2-2	3-1	1-0	1-1
Quindarius Dunnigan	11-8	19	1-1	2-4	1-0	4-0	0-1	1-1	2-1
Deonte Stanley	14-4	18	1-2	3-0	0-1	1-0	4-1	4-0	1-0
Zaylin Wood	10-8	18	-	0-1	2-3	2-0	3-4	2-0	1-0
Jalen Rayam	10-8	18	1-0	1-4	1-1	-	4-1	0-1	3-1
Jakobe Thomas	10-5	15	1-2	DNP	0-1	-	-	-	9-2
Jordan Branch	4-9	13	0-1	0-2	2-1	2-1	0-2	-	0-2
Marley Cook	5-6	11	2-0	1-2	0-2	1-0	0-2	1-0	-
Ralph Mency	7-3	10	1-1	-	-	2-0	0-1	3-0	1-1
Ja'Kerrius Wyatt	4-6	10	1-0	0-1	0-1	1-1	2-2	0-1	-
Damonte Smith	3-6	9	1-0	-	-	1-1	1-1	0-2	0-2
Yusuf Ali	6-1	7	3-0	1-0	0-1	2-0	-	-	-
Jorden Starling	2-4	6	-	0-2	1-0	0-1	-	1-0	0-1
Parker Hughes	2-3	5	DNP	DNP	DNP	DNP	-	1-0	1-3
De'Arre McDonald	3-1	4	-	1-0	-	2-0	-	-	0-1
Da'Shawn Elder	1-2	3	DNP	-	-	0-1	-	1-1	DNP
Scott Payne	1-2	3	-	-	0-2	-	-	1-0	-
Marvae Myers	1-2	3	DNP	-	1-2	DNP	DNP	DNP	DNP
Tyrece Edwards	0-3	3	-	DNP	-	DNP	DNP	0-1	0-2
Andrew Leak	2-0	2	-	DNP	1-0	-	-	-	1-0
Chris Johnson	2-0	2	-	1-0	1-0	-	-	-	-
Brody Butler	1-0	1	-	-	-	-	-	-	1-0
ZaBrien Harden	1-0	1	DNP	-	-	1-0	-	DNP	-
James Shellman	1-0	1	-	-	1-0	-	-	DNP	-
Bud Tolbert	1-0	1	-	-	DNP	-	-	1-0	-
Taharin Sudderth	0-1	1	-	0-1	-	-	-	-	-
Richard Kinley	0-1	1	DNP	DNP	DNP	DNP	DNP	DNP	0-1



**2022-23 Middle Tenn. Football
Tackles Breakdown
All games**

All Tackles

Player	Total	Rush	Pass	Sack	KO	Punt	Int	Fumb	FF	Other
Teldrick Ross	52	0	0	2	0	0	0	0	0	50
Tra Fluellen	50	0	0	0	0	0	0	0	0	50
Decorian Patterson	39	0	0	2	0	0	0	0	0	37
Jordan Ferguson	36	0	0	6	0	0	0	0	0	30
Deidrick Stanley	32	0	0	1	0	0	0	0	0	31
Devyn Curtis	31	0	0	1	0	0	0	0	0	30
Christian Dixon	28	0	0	3	0	0	0	0	0	25
Raquon Hartley	26	0	0	2.5	0	0	0	0	0	23.5
Jalen Jackson	23	0	0	1.5	0	0	0	0	0	21.5
Drew Francis	23	0	0	2.5	0	0	0	0	0	20.5
Jalen Davis	21	0	0	4.5	0	0	0	0	0	16.5
Quindarius Dunnigan	19	0	0	5	0	0	0	0	0	14
Deonte Stanley	18	0	0	1	0	0	0	0	0	17
Zaylin Wood	18	0	0	4	0	0	0	0	0	14
Jalen Rayam	18	0	0	2	0	0	0	0	0	16
Jakobe Thomas	15	0	0	0	0	0	0	0	0	15
Jordan Branch	13	0	0	1.5	0	0	0	0	0	11.5
Marley Cook	11	0	0	5.5	0	0	0	0	0	5.5
Ja'Kerrius Wyatt	10	0	0	1.5	0	0	0	0	0	8.5
Ralph Mency	10	0	0	0	0	0	0	0	0	10
Damonte Smith	9	0	0	1	0	0	0	0	0	8
Yusuf Ali	7	0	0	0	0	0	0	0	0	7
Jorden Starling	6	0	0	1	0	0	0	0	0	5
Parker Hughes	5	0	0	0	0	0	0	0	0	5
De'Arre McDonald	4	0	0	0	0	0	0	0	0	4
Marvae Myers	3	0	0	0	0	0	0	0	0	3
Tyrece Edwards	3	0	0	0	0	0	0	0	0	3
Scott Payne	3	0	0	0	0	0	0	0	0	3
Da'Shawn Elder	3	0	0	0	0	0	0	0	0	3
Chris Johnson	2	0	0	0	0	0	0	0	0	2
Andrew Leak	2	0	0	0	0	0	0	0	0	2
Taharin Sudderth	1	0	0	0	0	0	0	0	0	1
Richard Kinley	1	0	0	0.5	0	0	0	0	0	0.5
ZaBrien Harden	1	0	0	0	0	0	0	0	0	1
James Shellman	1	0	0	0	0	0	0	0	0	1
Brody Butler	1	0	0	0	0	0	0	0	0	1
Bud Tolbert	1	0	0	0	0	0	0	0	0	1
Total	546	0	0	49	0	0	0	0	0	497

Rushing Tackles

Player	No.
Total	0

Passing Tackles

Player	No.
Total	0



**2022-23 Middle Tenn. Football
Tackles For Loss Game-by-Game
All games**

Player	UA-A	Total	JMU	CSU	TSU	UM	UTSA	UAB	WestKy
Jordan Ferguson	5-2	6.0	1.0-9	1.0-20	1.5-7	0.5-1	-	2.0-2	-
Marley Cook	4-3	5.5	1.0-7	1.5-8	0.5-2	1.0-7	0.5-1	1.0-3	-
Quindarius Dunnigan	3-4	5.0	-	3.5-23	-	1.0-1	0.5-3	-	-
Jalen Davis	4-1	4.5	3.0-8	0.5-3	-	1.0-3	-	-	-
Zaylin Wood	4-0	4.0	-	-	-	2.0-17	2.0-24	-	-
Christian Dixon	2-2	3.0	0.5-0	2.0-8	-	-	0.5-2	-	-
Drew Francis	2-1	2.5	-	1.0-7	0.5-2	-	-	1.0-5	-
Raquon Hartley	1-3	2.5	-	-	-	1.5-9	0.5-0	0.5-1	DNP
Teldrick Ross	2-0	2.0	-	1.0-1	-	-	-	-	1.0-2
Jalen Rayam	1-2	2.0	1.0-4	1.0-6	-	-	-	-	-
Decorian Patterson	1-2	2.0	0.5-1	-	-	1.0-3	-	0.5-1	-
Jordan Branch	1-1	1.5	-	-	1.5-4	-	-	-	-
Jalen Jackson	1-1	1.5	-	0.5-2	1.0-2	-	-	-	-
Ja'Kerrius Wyatt	1-1	1.5	-	0.5-2	-	-	1.0-2	-	-
Deonte Stanley	1-0	1.0	-	-	-	-	1.0-1	-	-
Devyn Curtis	1-0	1.0	-	-	1.0-3	-	-	-	-
Damonte Smith	1-0	1.0	1.0-4	-	-	-	-	-	-
Deidrick Stanley	1-0	1.0	-	-	-	-	1.0-9	-	-
Jorden Starling	0-2	1.0	-	0.5-2	-	-	-	-	0.5-2
Richard Kinley	0-1	0.5	DNP	DNP	DNP	DNP	DNP	DNP	0.5-2



**2022-23 Middle Tenn. Football
All-Purpose Yards Game-by-Game
All games**

Player	Total	JMU	CSU	TSU	UM	UTSA	UAB	WestKy
Jaylin Lane	789	DNP	58	65	131	269	182	84
Frank Peasant	441	3	93	138	74	12	64	57
Izaiah Gathings	352	34	92	30	19	97	38	42
Yusuf Ali	277	60	23	45	-2	58	22	71
DJ England-Chisolm	184	-	DNP	15	169	DNP	DNP	DNP
Darius Bracy	154	8	-7	23	11	79	40	DNP
Elijah Metcalf	149	-3	47	27	69	3	6	-
Chase Cunningham	101	-19	24	23	29	18	-2	28
Joe Ervin	99	-1	DNP	DNP	DNP	DNP	55	45
A'Varius Sparrow	64	20	39	5	DNP	DNP	DNP	DNP
Jalen Davis	47	-	-	47	-	-	-	-
Bud Tolbert	46	-	12	DNP	-	6	17	11
A.J. Toney	46	-	11	16	4	15	-	-
Terry Wilkins	44	-	DNP	19	DNP	-	-	25
Jordan Branch	37	-	-	-	-	37	-	-
Deonte Stanley	35	-	-	35	-	-	-	-
Andrew Paige	34	DNP	DNP	DNP	DNP	DNP	23	11
Stone Frost	33	DNP	DNP	33	DNP	DNP	DNP	DNP
Tra Fluellen	32	-	32	-	-	-	-	-
Jalen Montgomery	29	DNP	-	29	-	-	-	-
Javonte Sherman	16	16	DNP	DNP	DNP	DNP	DNP	DNP
Zaylin Wood	15	-	-	-	15	-	-	-
Teldrick Ross	15	15	-	-	-	-	-	-
DJ Riles	14	DNP	DNP	DNP	DNP	DNP	14	DNP
Marquel Tinsley	14	1	-	-	13	-	-	-
Preston Rice	6	-	DNP	6	DNP	DNP	DNP	DNP
Jeremy Tate Jr.	4	-	-	4	-	-	-	-
Decorian Patterson	3	-	-	-	2	1	-	-
Bryce Bailey	-4	-	DNP	-4	DNP	DNP	-	-



2022-23 Middle Tenn. Football
Sacks Game-by-Game
All games

Player	UA-A	Total	JMU	CSU	TSU	UM	UTSA	UAB	WestKy
Zaylin Wood	4-0	4	-	-	-	2-17	2-24	-	-
Marley Cook	3-1	3.5	1-7	1.5-8	-	1-7	-	-	-
Jordan Ferguson	3-0	3	1-9	1-20	1-6	-	-	-	-
Quindarius Dunnigan	2-1	2.5	-	2.5-20	-	-	-	-	-
Christian Dixon	2-0	2	-	2-8	-	-	-	-	-
Jalen Davis	1-1	1.5	-	0.5-3	-	1-3	-	-	-
Deidrick Stanley	1-0	1	-	-	-	-	1-9	-	-
Drew Francis	1-0	1	-	1-7	-	-	-	-	-
Jalen Rayam	0-1	0.5	-	0.5-4	-	-	-	-	-



2022-23 Middle Tenn. Football
Fumbles Game-by-Game
All games

Fumbles

Player	No-Lost	JMU	CSU	TSU	UM	UTSA	UAB	WestKy
Chase Cunningham	3-1	-	-	-	-	2-0	-	1-1
Frank Peasant	2-2	1-1	1-1	-	-	-	-	-
Jaylin Lane	1-0	DNP	-	-	1-0	-	-	-

Fumbles Forced

Player	Number	JMU	CSU	TSU	UM	UTSA	UAB	WestKy
Jordan Ferguson	2	1	1	-	-	-	-	-
Jakobe Thomas	1	-	DNP	-	-	-	-	1
Christian Dixon	1	-	1	-	-	-	-	-
Jalen Davis	1	-	1	-	-	-	-	-
Jordan Branch	1	-	-	-	1	-	-	-

Fumbles Recovered

Player	Number	JMU	CSU	TSU	UM	UTSA	UAB	WestKy
Teldrick Ross	1	-	-	-	-	-	-	1
Zaylin Wood	1	-	-	-	1	-	-	-
Devyn Curtis	1	-	-	-	-	-	-	1
Ja'Kerrius Wyatt	1	-	1	-	-	-	-	-
Jordan Branch	1	-	1	-	-	-	-	-



**2022-23 Middle Tenn. Football
Returns Game-by-Game
All games**

Punt Returns

Player	No-Yds	JMU	CSU	TSU	UM	UTSA	UAB	WestKy
Jaylin Lane	8-68	DNP	1-12	1-10	2-1	2-33	1-14	1--2

Kick Returns

Player	No-Yds	JMU	CSU	TSU	UM	UTSA	UAB	WestKy
Jaylin Lane	9-213	DNP	-	-	-	3-55	4-109	2-49
Yusuf Ali	2-45	-	-	-	-	1-17	-	1-28
Teldrick Ross	1-15	1-15	-	-	-	-	-	-

Interceptions Returns

Player	No-Yds	JMU	CSU	TSU	UM	UTSA	UAB	WestKy
Decorian Patterson	4-3	-	1-0	-	1-2	2-1	-	-
Tra Fluellen	2-32	-	1-32	-	-	-	-	1-0
Jalen Davis	1-47	-	-	1-47	-	-	-	-
Jordan Branch	1-37	-	-	-	-	1-37	-	-
Deonte Stanley	1-35	-	-	1-35	-	-	-	-
Zaylin Wood	1-15	-	-	-	1-15	-	-	-

Fumble Returns

Player	No-Yds	JMU	CSU	TSU	UM	UTSA	UAB	WestKy
Teldrick Ross	1-0	-	-	-	-	-	-	1-0
Zaylin Wood	1-0	-	-	-	1-0	-	-	-
Devyn Curtis	1-0	-	-	-	-	-	-	1-0
Ja'Kerrius Wyatt	1-0	-	1-0	-	-	-	-	-
Jordan Branch	1-0	-	1-0	-	-	-	-	-



**2022-23 Middle Tenn. Football
Games Played
All games**

##	Player	GP-GS	JMU	CSU	TSU	UM	UTSA	UAB	WestKy
0	Richard Kinley	1/0	XXX
1	Teldrick Ross	7/7	START	START	START	START	START	START	START
2	Izaiah Gathings	7/7	START	START	START	START	START	START	START
3	DJ England-Chisolm	3/3	START	...	START	START
4	Johnathan Butler	0/0
4	Kyle Lowe	0/0
5	Bud Tolbert	6/4	START	START	...	XXX	XXX	START	START
6	Preston Rice	2/0	XXX	...	XXX
6	Deidrick Stanley	7/4	XXX	START	START	XXX	START	XXX	START
7	Zaylin Wood	7/5	START	XXX	XXX	START	START	START	START
7	Zeke Rankin	7/0	XXX	XXX	XXX	XXX	XXX	XXX	XXX
8	Devyn Curtis	7/7	START	START	START	START	START	START	START
9	Jordan Ferguson	7/7	START	START	START	START	START	START	START
10	Ja'Kerrius Wyatt	7/0	XXX	XXX	XXX	XXX	XXX	XXX	XXX
11	Marvae Myers	2/0	...	XXX	XXX
11	Nicholas Vattiato	0/0
12	DJ Riles	1/0	XXX
13	Kyle Ulbrich	7/0	XXX	XXX	XXX	XXX	XXX	XXX	XXX
13	Javonte Sherman	1/0	XXX
15	Jacob Coleman	3/0	XXX	XXX	XXX
16	Chase Cunningham	7/7	START	START	START	START	START	START	START
17	Tra Fluellen	7/7	START	START	START	START	START	START	START
18	Stone Frost	1/0	XXX
18	James Douglas	2/0	XXX	XXX
19	A'Varius Sparrow	3/0	XXX	XXX	XXX
21	Joe Ervin	3/0	XXX	XXX	XXX	XXX
22	Chris Johnson	7/0	XXX	XXX	XXX	XXX	XXX	XXX	XXX
22	Andrew Paige	2/0	XXX	XXX	XXX
23	Jalen Jackson	7/5	START	START	START	START	START	XXX	XXX
24	Scott Payne	7/0	XXX	XXX	XXX	XXX	XXX	XXX	XXX
24	Darius Bracy	6/0	XXX	XXX	XXX	XXX	XXX	XXX	...
25	Tylus Hancock	0/0
25	Bryce Bailey	4/0	XXX	...	XXX	XXX	XXX
26	Emmanuel Mann	5/0	XXX	XXX	XXX	XXX	XXX
26	Jerron Newson	0/0
27	Colton Shaffer	0/0
28	De'Arre McDonald	7/0	XXX	XXX	XXX	XXX	XXX	XXX	XXX
28	Malachi Burns	0/0
29	Jalen Montgomery	6/0	...	XXX	XXX	XXX	XXX	XXX	XXX
30	Jakobe Thomas	6/1	XXX	...	XXX	XXX	XXX	XXX	START
31	Aran Mohamad-Ali	2/0	XXX	...	XXX
31	Deonte Stanley	7/1	XXX	XXX	XXX	XXX	XXX	START	XXX
32	Timar Rogers	2/0	...	XXX	XXX
33	Decorian Patterson	7/7	START	START	START	START	START	START	START
34	Christian Dixon	7/0	XXX	XXX	XXX	XXX	XXX	XXX	XXX
35	Jalen Davis	7/0	XXX	XXX	XXX	XXX	XXX	XXX	XXX
36	Frank Peasant	7/7	START	START	START	START	START	START	START
36	Justus Chadwick	0/0
37	James Shellman	6/0	XXX	XXX	XXX	XXX	XXX	...	XXX
38	ZaBrien Harden	5/0	...	XXX	XXX	XXX	XXX	...	XXX
38	Miles Tillman	0/0
39	Terry Wilkins	5/0	XXX	...	XXX	...	XXX	XXX	XXX
40	Drew Francis	7/7	START	START	START	START	START	START	START
41	Raquon Hartley	6/3	START	XXX	XXX	START	XXX	START	...
42	Da'Shawn Elder	5/0	...	XXX	XXX	XXX	XXX	XXX	...
43	Trevon Ferrell	0/0
44	Jalen Rayam	7/0	XXX	XXX	XXX	XXX	XXX	XXX	XXX
45	Jai'Brian Bouye	1/0	XXX
46	Andrew Leak	6/0	XXX	...	XXX	XXX	XXX	XXX	XXX
47	Jamison Greenway	1/0	XXX



**2022-23 Middle Tenn. Football
Games Played
All games**

##	Player	GP-GS	JMU	CSU	TSU	UM	UTSA	UAB	WestKy
48	Caden Williams	0/0
49	Jorden Starling	7/0	XXX	XXX	XXX	XXX	XXX	XXX	XXX
51	Nash Stidham	0/0
52	Muaaz Byard	0/0
53	Trenton Taylor-Ricker	0/0
54	Connor Dougherty	0/0
55	Jahlil Ryles	6/3	START	XXX	...	XXX	START	START	XXX
56	Seth Falley	6/3	XXX	START	START	START	XXX	XXX	...
57	Marley Cook	7/7	START	START	START	START	START	START	START
58	Dylan Kling	0/0
59	Jacob Jackson	0/0
61	J'Shun Bodiford	4/0	...	XXX	XXX	XXX	XXX
62	Jordan Palmer	6/5	START	START	...	XXX	START	START	START
63	Wilson Kelly	6/2	XXX	XXX	START	START	XXX	XXX	...
64	Jacqui Graham	7/6	START	START	START	XXX	START	START	START
65	Justice Spates	2/0	XXX	...	XXX
66	Alex Jones	2/0	XXX	XXX
67	Cooper Koch	1/0	XXX
68	Carson Garrison	0/0
69	Brody Butler	7/0	XXX	XXX	XXX	XXX	XXX	XXX	XXX
70	Tyler Falvey	7/7	START	START	START	START	START	START	START
71	Conner Griffin	1/0	XXX
72	Morgan Scott	1/0	XXX
73	Karter Johnson	2/0	XXX	XXX
74	Ethan Ellis	7/2	XXX	XXX	XXX	START	XXX	XXX	START
75	Jamari Williams	2/0	XXX	XXX
76	Joseph Stone	0/0
77	Keylan Rutledge	5/0	XXX	XXX	XXX	XXX	XXX
78	Mateo Guevara	0/0
79	Sterling Porcher	7/7	START	START	START	START	START	START	START
80	A.J. Toney	7/1	XXX	XXX	XXX	XXX	START	XXX	XXX
81	Mitchell Howell	1/0	XXX
82	Taharin Sudderth	7/0	XXX	XXX	XXX	XXX	XXX	XXX	XXX
83	Jaylin Lane	6/6	...	START	START	START	START	START	START
84	Elijah Metcalf	7/0	XXX	XXX	XXX	XXX	XXX	XXX	XXX
85	Jaylen Ward	1/0	XXX
86	Jeremy Tate Jr.	7/0	XXX	XXX	XXX	XXX	XXX	XXX	XXX
87	Marquel Tinsley	7/0	XXX	XXX	XXX	XXX	XXX	XXX	XXX
88	John Ojelabi	1/0	XXX
89	Yusuf Ali	7/7	START	START	START	START	START	START	START
91	Parker Hughes	3/0	XXX	XXX	XXX
92	Damonte Smith	7/0	XXX	XXX	XXX	XXX	XXX	XXX	XXX
93	Vincent Dinkins	2/0	XXX	...	XXX
94	Ralph Mency	7/0	XXX	XXX	XXX	XXX	XXX	XXX	XXX
95	Tyrece Edwards	4/0	XXX	...	XXX	XXX	XXX
96	Kasey Bonds	0/0
97	Quindarius Dunnigan	7/2	XXX	START	START	XXX	XXX	XXX	XXX
99	Jordan Branch	7/7	START	START	START	START	START	START	START

NCAA Statistics

Middle Tenn. - 2022-23 Football Ranking Summary thru games 10/22/2022

Statistic	National Rank	Conference Rank	Value	National Leader	Value	Conference Leader	Value
3rd Down Conversion Pct (131 ranked)	98	9	0.355	Minnesota	0.583	UTSA	0.511
3rd Down Conversion Pct Defense (131 ranked)	100	8	0.425	Marshall	0.214	Western Ky.	0.293
4th Down Conversion Pct (131 ranked)	70	6	0.500	Ohio St. Georgia	1.000 1.000	UAB	0.636
4th Down Conversion Pct Defense (131 ranked)	79	6	0.524	Louisville NC State Southern Miss.	0.182 0.182 0.182	UTSA	0.412
Blocked Kicks (41 ranked)	18	3	2	Central Mich. South Carolina	5 5	Charlotte UTEP	3 3
Blocked Kicks Allowed (127 ranked)	1	1	0	62 teams tied	0	6 teams tied	0
Blocked Punts (20 ranked)	20	1	1	South Carolina	5	Charlotte Middle Tenn. UAB	1 1 1
Blocked Punts Allowed (131 ranked)	1	1	0	90 teams tied	0	9 teams tied	0
Completion Percentage (131 ranked)	30	3	0.659	Michigan	0.737	Western Ky.	0.696
Defensive TDs (41 ranked)	3	2	3	Cincinnati Western Ky.	4 4	Western Ky.	4
Fewest Penalties (131 ranked)	65	3	47	Navy Oklahoma St.	27 27	Rice	44
Fewest Penalties Per Game (130 ranked)	81	6	6.71	Air Force	3.75	North Texas	6.00
Fewest Penalty Yards (131 ranked)	80	7	437	Air Force Navy	231 231	FIU	394
Fewest Penalty Yards Per Game (131 ranked)	97	10	62.43	Air Force	28.88	North Texas	52.12
First Downs Defense (131 ranked)	92	7	165	Ohio St.	83	UAB	125
First Downs Offense (131 ranked)	108	11	130	Washington	223	Western Ky.	196
Fumbles Lost (131 ranked)	22	1	3	Oregon Southern California	0 0	FIU Middle Tenn.	3 3
Fumbles Recovered (129 ranked)	43	5	5	Duke	15	Western Ky.	10
Kickoff Return Defense (131 ranked)	93	6	22.30	NIU	11.52	Fla. Atlantic	17.64
Kickoff Returns (131 ranked)	26	1	22.75	South Carolina	31.20	Middle Tenn.	22.75
Net Punting (131 ranked)	22	3	40.92	Michigan St.	46.29	Charlotte	41.40
Passes Had Intercepted (131 ranked)	47	2	5	5 teams tied	1	UAB	4
Passes Intercepted (131 ranked)	10	2	10	Wisconsin	14	Western Ky.	11
Passing Offense (131 ranked)	54	6	255.0	Washington	379.2	UTSA	343.6
Passing Yards Allowed (131 ranked)	122	10	282.6	Boise St.	128.9	UAB	169.3
Passing Yards per Completion (131 ranked)	122	10	9.92	Air Force	23.54	North Texas	16.10
Punt Return Defense (131 ranked)	88	8	8.91	Army West Point	-10.00	Charlotte North Texas	3.00 3.00
Punt Returns (131 ranked)	31	4	10.88	Kansas St.	34.00	Louisiana Tech	12.58
Red Zone Defense (130 ranked)	9	1	0.690	UCF	0.577	Middle Tenn.	0.690
Red Zone Offense (131 ranked)	87	6	0.800	Ohio St.	1.000	Charlotte	0.870
Rushing Defense (131 ranked)	67	2	143.9	James Madison	54.9	Western Ky.	133.9
Rushing Offense (131 ranked)	117	9	105.4	Air Force	336.8	UAB	242.3
Sacks Allowed (131 ranked)	72	8	2.14	Oregon	0.14	North Texas	1.00
Scoring Defense (131 ranked)	108	7	31.6	Illinois	8.9	UAB	17.7
Scoring Offense (131 ranked)	72	8	28.0	Tennessee	50.1	Western Ky.	37.5
Tackles for Loss Allowed (131 ranked)	122	11	8.29	Air Force	3.12	Western Ky.	4.00
Team Passing Efficiency (131 ranked)	96	9	129.28	Ohio St.	201.20	UTSA	157.50
Team Passing Efficiency Defense (131 ranked)	99	7	141.00	Illinois	75.40	UAB	98.50
Team Sacks (130 ranked)	29	1	2.71	Cincinnati	4.14	Middle Tenn. Rice	2.71 2.71
Team Tackles for Loss (131 ranked)	17	1	7.0	Cincinnati	9.3	Middle Tenn.	7.0
Time of Possession (131 ranked)	113	10	27:45	Georgia	35:32	UTEP	32:55
Total Defense (131 ranked)	106	6	426.4	Illinois	221.1	UAB	323.9
Total Offense (131 ranked)	94	10	360.4	Tennessee	571.7	UTSA	489.0
Turnover Margin (131 ranked)	9	1	1.00	Southern California	2.14	Middle Tenn. Western Ky.	1.00 1.00
Turnovers Gained (129 ranked)	17	3	15	Western Ky.	21	Western Ky.	21
Turnovers Lost (130 ranked)	26	1	8	Southern California	1	Middle Tenn.	8
Winning Percentage (130 ranked)	80	7	0.429	6 teams tied	1.000	UTSA	0.750

Statistic	Player	National Rank	Conference Rank	Value	National Leader	Value	Conference Leader	Value
All Purpose (199 ranked)	Jaylin Lane	18	2	131.50	Israel Abanikanda, Pittsburgh	185.14	DeWayne McBride, UAB	162.50
Blocked Kicks (2 ranked)					De'Von Fox, Temple	3		
Combined Kick Returns (197 ranked)	Jaylin Lane	37	6	281	Johnnie Lang, Arkansas St.	693	Shadrick Byrd, Charlotte	430
Completion Percentage (117 ranked)	Chase Cunningham	38	4	0.659	J.J. McCarthy, Michigan	0.771	Austin Reed, Western Ky.	0.700
Completions Per Game (100 ranked)	Chase Cunningham	10	3	25.43	Will Rogers, Mississippi St.	32.25	Austin Reed, Western Ky.	28.00
Field Goal Percentage (104 ranked)	Zeke Rankin	1	1	1.000	10 players tied	1.000	Zeke Rankin, Middle Tenn.	1.000
Field Goals Per Game (126 ranked)	Zeke Rankin	65	5	1.00	John Hoyland, Wyoming	2.12	Gavin Baechle, UTEP	1.88
Forced Fumbles (73 ranked)	Jordan Ferguson	21	4	0.29	Jacoby Windmon, Michigan St.	0.86	J'Dan Burnett, Louisiana Tech Damien Miller, UAB Shaun Peterson Jr., FIU	0.33 0.33 0.33
Fumbles Recovered (63 ranked)	Jordan Branch Devyn Curtis Teldrick Ross Zaylin Wood Ja'Kerrius Wyatt	63 63 63 63 63	6 6 6 6 6	1 1 1 1 1	4 players tied	3	5 players tied	2
Interceptions Per Game (119 ranked)	Decorian Patterson Tra Fluellen	6 56	1 7	0.6 0.3	Clark Phillips, Utah	0.7	Decorian Patterson, Middle Tenn.	0.6
Kickoff Return TDs (1 ranked)					19 players tied	1	Chris Carpenter, UTSA Kaylor Horton, North Texas	1 1
Kickoff Returns (63 ranked)	Jaylin Lane	23	2	23.7	Jaylin Lucas, Indiana	31.3	Kaylor Horton, North Texas	27.0
Passes Defended (28 ranked)	Decorian Patterson	10	3	1.4	Ridge Texada, North Texas	1.9	Ridge Texada, North Texas	1.9
Passing Efficiency (117 ranked)	Chase Cunningham	84	9	130.2	C.J. Stroud, Ohio St.	203.9	Dylan Hopkins, UAB	165.3
Passing TDs (130 ranked)	Chase Cunningham	72	8	10	C.J. Stroud, Ohio St.	28	Austin Reed, Western Ky.	21
Passing Yards (130 ranked)	Chase Cunningham	42	5	1,792	Michael Penix Jr., Washington	2,934	Austin Reed, Western Ky.	2,444
Passing Yards Per Game (130 ranked)	Chase Cunningham	42	4	256.0	Michael Penix Jr., Washington	366.8	Frank Harris, UTSA	328.6
Passing Yards per Completion (117 ranked)	Chase Cunningham	113	10	10.07	Austin Aune, North Texas	16.14	Austin Aune, North Texas	16.14
Points Responsible For (198 ranked)	Chase Cunningham	71	8	78	Austin Reed, Western Ky. C.J. Stroud, Ohio St.	168 168	Austin Reed, Western Ky.	168
Points Responsible For Per Game (189 ranked)	Chase Cunningham	69	8	11.1	C.J. Stroud, Ohio St.	24.0	Austin Reed, Western Ky.	21.0
Punt Return TDs (3 ranked)	Jalen Montgomery	3	1	1	Quadric Bullard, UCF Eric Garror, Louisiana	2 2	Damien Miller, UAB Jalen Montgomery, Middle Tenn. Marcus Bellon, UTEP	1 1 1
Punt Returns (53 ranked)	Jaylin Lane	28	3	8.5	Eric Garror, Louisiana	18.6	Smoke Harris, Louisiana Tech	12.6
Punting (78 ranked)	Kyle Ulbrich	5	1	45.9	Bryce Baringer, Michigan St.	51.4	Kyle Ulbrich, Middle Tenn.	45.9
Receiving TDs (126 ranked)					Jalin Hyatt, Tennessee	12	LaJohntay Wester, Fla. Atlantic	8
Receiving Yards (199 ranked)	Jaylin Lane Izaiah Gathings	68 176	12 21	506 352	Ali Jennings, Old Dominion	905	Elijah Spencer, Charlotte	718
Receiving Yards Per Game (200 ranked)	Jaylin Lane Izaiah Gathings	27 161	7 21	84.3 50.3	Ali Jennings, Old Dominion	129.3	De'Corian Clark, UTSA	96.9
Receptions Per Game (200 ranked)	Jaylin Lane Izaiah Gathings Yusuf Ali	30 49 118	7 11 19	6.0 5.6 4.3	Xavier Hutchinson, Iowa St.	9.6	Joshua Cephus, UTSA	7.1
Rush Yards Per Carry (158 ranked)	Frank Peasant	107	7	4.45	Eric Gray, Oklahoma	7.16	DeWayne McBride, UAB	6.96
Rushing TDs (178 ranked)	Frank Peasant Chase Cunningham	52 178	3 9	6 3	Israel Abanikanda, Pittsburgh Blake Corum, Michigan Brad Roberts, Air Force	13 13 13	DeWayne McBride, UAB	11
Rushing Yards (200 ranked)	Frank Peasant	133	12	365	Chase Brown, Illinois	1,059	DeWayne McBride, UAB	975
Rushing Yards Per Game (200 ranked)	Frank Peasant	130	11	52.1	DeWayne McBride, UAB	162.5	DeWayne McBride, UAB	162.5
Sacks (139 ranked)	Zaylin Wood Marley Cook Jordan Ferguson	61 86 139	5 8 13	0.57 0.50 0.43	5 players tied	1.00	Jadrian Taylor, UTEP	0.88
Scoring (191 ranked)	Zeke Rankin Frank Peasant	110 191	7 18	6.6 5.1	Israel Abanikanda, Pittsburgh	12.0	DeWayne McBride, UAB	11.0
Solo Tackles (30 ranked)					Shaun Dolac, Buffalo	7.8	KD Davis, North Texas	6.1
Tackles For Loss (26 ranked)					Ivan Pace Jr., Cincinnati	2.1		
Total Interceptions (42 ranked)	Decorian Patterson Tra Fluellen	6 42	1 5	4 2	5 players tied	5	Decorian Patterson, Middle Tenn.	4
Total Offense (200 ranked)	Chase Cunningham	43	3	270.6	Drake Maye, North Carolina	380.1	Frank Harris, UTSA	363.4
Total Points Scored (137 ranked)	Zeke Rankin	123	9	46	Israel Abanikanda, Pittsburgh	84	Ethan Mooney, North Texas	67
Total Tackles (486 ranked)	Teldrick Ross Tra Fluellen Decorian Patterson Jordan Ferguson Deidrick Stanley	106 128 291 362 486	10 12 26 33 39	7.4 7.1 5.6 5.1 4.6	Jason Henderson, Old Dominion	15.9	KD Davis, North Texas	10.5
Total Touchdowns (139 ranked)	Frank Peasant	81	9	6	Israel Abanikanda, Pittsburgh	14	DeWayne McBride, UAB	11
Yards per Pass Attempt (117 ranked)	Chase Cunningham	94	10	6.64	Hendon Hooker, Tennessee	10.79	Dylan Hopkins, UAB	9.86
Yards per Reception (199 ranked)	Jaylin Lane	158	15	14.06	Trea Shropshire, UAB	24.31	Trea Shropshire, UAB	24.31