



UTEP BASKETBALL

(2W) UTEP vs. (3E) FAU | MARCH 11, 2021 | FORD CENTER at THE STAR | FRISCO, TEXAS

QUARTERFINALS | (2W) UTEP vs. (3E) FLORIDA ATLANTIC



UTEP MINERS (16-7, 13-5 C-USA)

Head Coach: Kevin Baker (Stephen F. Austin, 1994)

Career Record: 180-87 (Ninth season)

Record at UTEP: 58-57 (Fourth season)

Home: 9-2 | Road: 7-5 | Neutral: 0-0



FLORIDA ATLANTIC OWLS (11-10, 8-8 C-USA)

Head Coach: Jim Jabir (Nazareth, '84)

Career Record: 514-445 (33rd season)

Record at FAU: 42-67 (Fourth season)

Home: 7-2 | Road: 3-8 | Neutral: 1-0

TUNE IN



AND



Play-by-Play:
Jon Teicher

WHERE TO WATCH



2020-21 SCHEDULE

DATE	OPPONENT	TIME/RESULT
Nov. 25	NMSU	W, 60-76 OT
Nov. 28	Incarnate Word	W, 67-63
Dec. 2	at NMSU	W, 81-73 OT
Dec. 5	Sam Houston	CANCELED
Dec. 13	at Utah State	L, 65-68
Dec. 17	at NAU	L, 75-83
Jan. 1	Southern Miss *	W, 83-65
Jan. 2	Southern Miss *	W, 74-72
Jan. 8	at Rice *	L, 68-74
Jan. 9	at Rice *	L, 43-55
Jan. 15	North Texas *	L, 59-67
Jan. 16	North Texas *	W, 62-52
Jan. 22	at LA Tech *	W, 61-58
Jan. 23	at LA Tech *	W, 75-67
Jan. 28	UTSA *	W, 82-56
Jan. 30	at UTSA *	W, 67-51
Feb. 5	UAB *	W, 74-53
Feb. 6	UAB *	W, 68-64
Feb. 12	at FIU *	W, 76-64
Feb. 13	at FIU *	W, 73-57
Feb. 21	Florida Atlantic *	L, 62-67
Feb. 22	Florida Atlantic *	W, 92-62
Feb. 26	at Charlotte *	L, 53-62
Feb. 27	at Charlotte *	W, 71-68
Mar. 11	vs. (3E) FAU or (6W) UAB @	1:30 PM

Bold denotes home game

* Conference USA Game

@ C-USA Tournament (Frisco, Texas)

All Times Mountain

Dates & Times are subject to change

SERIES HISTORY

UTEP leads the all-time series, 9-4, over FAU in a series that started in 2013-14. The Miners have won five of the last six meetings, including a 30-point win over the Owls on Feb. 22, 2021.

ATHLETIC COMMUNICATIONS

ASSISTANT ATHLETIC DIRECTOR / COMMUNICATIONS

Anna Claire Thomas
acthomas1@utep.edu (e)
318-331-3813 (c)
915-747-6653 (o)

OFFICIAL WEBSITE: UTEPMINERS.COM

OPENING TIP

» UTEP OPENS C-USA TOURNAMENT PLAY VERSUS No. 3-SEED FLORIDA ATLANTIC

UTEP (16-7, 13-5 C-USA) will kick off the 2021 Conference USA Basketball Championships on Thursday, March 11 as the Miners face Florida Atlantic (11-10, 8-8 C-USA) at Ford Center at The Star in Frisco, Texas. Tipoff is set for 1:30 p.m. MT on Thursday. The game can be seen on ESPN+ (subscribers). Fans can also tune in to the radio broadcast with Jon Teicher calling all the action on ESPN 600 El Paso and the UTEP Miners app.

» MINER NOTABLES

» UTEP IS LOOKING TO REPEAT HISTORY ON THURSDAY AGAINST FLORIDA ATLANTIC. IN THE FIRST ROUND OF THE 2020 C-USA CHAMPIONSHIPS, THE MINERS DEFEATED FAU, 95-67, BEFORE THE TOURNAMENT WAS CUT SHORT.

» KATIA GALLEGOS, A FIRST TEAM ALL-C-USA SELECTION, LEADS UTEP OFFENSIVELY WITH 14.1 PPG AND 107 ASSISTS (1ST IN C-USA). HER 4.7 ASSISTS PER GAME CURRENTLY RANKS HER 3RD IN THE LEAGUE.

» ISIS LOPES IS AVERAGING 9.7 PPG TO RANK 2ND ON THE TEAM, WHILE MICHELLE PRUITT IS AVERAGING 9.4 PPG AND 6.7 REBOUNDS ENTERING THE GAME. DESTINY THURMAN AND AVERY CROUSE ARE AVERAGING 8.8 AND 8.3 PPG.

» UTEP RANKS FIRST IN C-USA IN ASSISTS (343) AND TURNOVERS FORCED (17.6), WHILE THE MINERS RANK SECOND IN ASSISTS/GAME (14.9), FG PERCENTAGE (43.4) AND SCORING MARGIN (5.8).

» SCOUTING THE OWLS

Florida Atlantic is 11-10 overall following its 72-66 win over UAB on Wednesday. The Owls earned the No. 3 seed in the East after posting an 8-8 record in C-USA this season. FAU ended the season by winning 7 of their last 9 games, including a split versus the Miners in El Paso on Feb. 21-22. UTEP fell to the Owls by a score of 67-62 in the opening game of the series, which snapped a 9-game win streak. The Miners rebounded with a 92-62 win over FAU the following day to split the series.

» LAST TIME OUT

UTEP split its last series versus Charlotte on the road to end the regular season 16-7 overall and 13-5 in league play. In the opening game, the Miners faced an early deficit and eventually fell, 62-53, to the 49ers. UTEP bounced back with a tight 71-68 victory over Charlotte in Saturday's regular-season finale.

PROJECTED STARTERS



KATIA GALLEGOS

SO. / GUARD

5-7

14.1 PPG

4.4 RPG

4.7 APG

45.1 FG%

67.1 FT%



DESTINY THURMAN

JR. / GUARD

5-7

8.8 PPG

2.5 RPG

1.3 APG

37.7 FG%

66.7 FT%



AVERY CROUSE

SO. / GUARD

6-0

8.3 PPG

4.6 RPG

1.8 APG

37.5 FG%

65.3 FT%



ELINA ARIKE

FR. / FORWARD

6-2

4.6 PPG

2.3 RPG

1.0 APG

41.6 FG%

45.8 FT%



DEJANAЕ ROEBUCK

SR. / FORWARD

6-0

7.3 PPG

3.3 RPG

0.7 APG

46.7 FG%

68.9 FT%

GAME NOTES

SERIES HISTORY BREAKDOWN

The all-time series between the two programs rests in UTEP's favor, 8-3, with the Miners winning the last four meetings over Florida Atlantic. The Miners won a pair of games over FAU last season, including a 96-65 win at home and a 95-67 win in the 2020 C-USA Championships before the tournament was cut short due to the COVID-19 pandemic.

UTEP and Florida Atlantic first met on the hardwood during the 2013-14 in a game the Owls won convincingly by a score of 98-62 in Boca Raton.

ALL-TIME SERIES vs. FLORIDA ATLANTIC

2013-14	at Florida Atlantic	L, 62-98
2014-15	Florida Atlantic	L, 63-68
2015-16	at Florida Atlantic	W, 78-66
2015-16	Florida Atlantic	W, 75-47
2016-17	at Florida Atlantic	W, 51-50
2016-17	Florida Atlantic	W, 69-59
2017-18	at Florida Atlantic	L, 66-72
2017-18	Florida Atlantic	W, 75-70
2018-19	at Florida Atlantic	W, 70-44
2019-20	Florida Atlantic	W, 96-65
2019-20	vs. Florida Atlantic	W, 95-67 (1st Round of the 2020 C-USA Championships in Frisco, Texas)
2020-21	Florida Atlantic	L, 62-67
2020-21	Florida Atlantic	W, 92-62


A LOOK BACK AT LAST SEASON ...

When the Miners take the court on Thursday, it will have been exactly 365 days since Conference USA officially announced the cancellation of the remainder of the 2020 Air Force Reserve C-USA Basketball Championships, which just happened to be three hours prior to UTEP's quarterfinal matchup versus Old Dominion. In the opening round of last year's Conference USA Championships, six different players hit double figures in scoring as UTEP soared past Florida Atlantic, 95-67, in a record-setting win on March 11, 2020.












The Miners (16-14) broke school conference tournament records for margin of victory (28), points (95 and 3-pointers made (11), while tying the mark for field goals made (33), 3-point percentage (50.0 percent) and overall field-goal percentage (55.0 percent). The effort propels UTEP to the quarterfinals for the third straight year under head coach Kevin Baker, continuing the longest such streak to start a career at the school. Additionally, the 95 points are the fourth-highest total by any program in C-USA tournament history.

Sabine Lipe (career-high 16 points), Katarina Zec (16 points), DeJaNae Roebuck (13 points), Avery Crouse (12 points) and Arina Khlopkova (10 points) all hit double figures in scoring for UTEP. The Miners connected on 50 percent (33-60) from the floor, including 82.4 percent (14-17) during a dominant first quarter that resulted in them leading by 21 (36-15) through 10 minutes of action. The 36 points scored in the opening framed tied as the most in a quarter in program history. The Miners won the boards (38-31) and forced 22 turnovers that result in 22 points during the wire-to-wire win.

It marked the third time that season that the Orange and Blue surpassed 90 points without having any individual player tally more than 16 points in a contest.



2020-21 UTEP BASKETBALL STATS & FACTS

1		ARINA KHLOPKOVA • SO. • G • 6-0 • MOSCOW, RUSSIA	PTS 2.0	RBS 1.0	ASTS 0.2	FG% .308	3FG .269	FT% .625	<ul style="list-style-type: none"> • Played in 21 games in 2020-21 (8.4 minutes per game), while averaging 2.0 ppg. • Played in all 30 contests, made 4 starts, while pitching 4.3 ppg and 1.6 rpg in 2019-20. • Had 19 3-point makes and 22 field goals made from inside the arc last season. • Posted career highs in points (20) and rebounds (five) against Georgia State. • International business major.
3		KATIA GALLEGOS • SO. • G • 5-7 • EL PASO, TEXAS	PTS 14.1	RBS 4.4	ASTS 4.7	FG% .451	3FG .356	FT% .671	<ul style="list-style-type: none"> • Scored a career-high 25 points in the season-opener against NMSU (11/25/20). • Named to the C-USA Preseason Team in Nov. and Nancy Lieberman Award Watch List. • Named to the C-USA All-Freshman team following the 2019-20 season. • Set a program freshman record with 154 assists in 2019-20. • Led C-USA in assists in the 2019-20 season.
5		DESTINY THURMAN • JR. • G • 5-7 • ARLINGTON, TEXAS	PTS 8.8	RBS 2.5	ASTS 1.3	FG% .377	3FG .329	FT% .667	<ul style="list-style-type: none"> • Has posted career-highs in 2021 in points (14; UTSA), reb. (6; UAB) and assists (4; USM). • Named a National Junior College All-American as both a fr. (2nd team) and so. (3rd team) at Collin County Community College. • Player of the Year for the North Texas Junior College Athletic Conference and named to the All-Conference First Team and NJCAA Region V All-Region Team as a sophomore.
11		ISIS LOPES • SO. • G • 5-11 • MELBOURNE, AUSTRALIA	PTS 9.7	RBS 2.9	ASTS 1.9	FG% .474	3FG .400	FT% .733	<ul style="list-style-type: none"> • Posted a career-high 22 points and 5 assists in a road win at FIU (2/12/21). • Grabbed a career-high 7 rebounds in a win over UAB (2/5/21). • Scored 10 points and two 3-pointers in her debut at NAU (12/17/20). • Played one year with Clemson, will have three seasons of eligibility with the Miners. • Set season highs for pts (five), rebs (two) and min (13) at North Carolina (2/2/20).
12		TIA BRADSHAW • SR. • G • 5-9 • DODGE CITY, KANSAS	PTS 2.3	RBS 1.7	ASTS 0.7	FG% .298	3FG .176	FT% .789	<ul style="list-style-type: none"> • Set a career-high in points (9) and tied her previous high in rebounds (5) in the Rice series. • Played in all 30 games on the 2019-20 season, chipping in 2.2 ppg, 1.3 rpg and 0.9 apg. • Tied for fifth on the squad in steals (19) in 2019-20. • Kinesiology major.
13		SABINE LIPE • JR. • G • 5-9 • LIEPAJA, LATVIA	PTS 4.3	RBS 2.8	ASTS 1.7	FG% .364	3FG .316	FT% .818	<ul style="list-style-type: none"> • Grabbed a career-high 8 rebounds in a win over NMSU (12/2/20). • Played in all 30 games, including making 10 starts in 2019-20. • Pitched in 4.7 ppg and 2.2 rebounds per game. • Earned a spot in the starting line-up in nine of the final 10 contests last season. • Civil engineering major.
15		AVERY CROUSE • SO. • G • 6-0 • SACHSE, TEXAS	PTS 8.3	RBS 4.6	ASTS 1.8	FG% .375	3FG .300	FT% .653	<ul style="list-style-type: none"> • Ranked fourth on the squad in scoring (8.0 ppg), rebs (3.3 rpg) and stls (32) last season. • Cracked top-10 UTEP freshman season rankings for 3-point % (33.3-sixth), field-goal % (42.2-seventh), 3s made (23-tied ninth) and points (241). • Reached double figures in scoring in five of final six games of last season. • Biochemistry major.
20		DAGNE APSITE • FR. • F • 6-2 • KONGSBERG, NORWAY	PTS 2.8	RBS 0.3	ASTS 0.0	FG% .625	3FG .500	FT% .000	<ul style="list-style-type: none"> • Scored 5 points and grabbed two rebounds in a win over Southern Miss (1/1/21). • Gained experience on the international level while competing with the U16 and U17 Latvian National team. • Also has played with BK Saldus Sporta Skola.
21		ELINA ARIKE • FR. • F • 6-2 • SALDUS, LATVIA	PTS 4.6	RBS 2.3	ASTS 1.0	FG% .416	3FG .067	FT% .458	<ul style="list-style-type: none"> • Set a season-high in points (15) and rebounds (8) in a loss at Rice (1/8/21). • Ample international playing experience with Finland at numerous tournaments, competing for the U18 and U20 teams. • Averaged 8.3 points, 5.2 rebounds and 1.2 assists in six games in summer of 2019 at the U20 European Championships Division B.
22		DEJANAЕ ROEBUCK • SR. • F • 6-0 • OLATHE, KANSAS	PTS 7.3	RBS 3.3	ASTS 0.7	FG% .467	3FG .355	FT% .689	<ul style="list-style-type: none"> • Set a career-high in points (17) in the Miners' victory over Southern Miss on Jan. 2, 2021. • Averaging the second-most scoring for the Miners and leads the team in rebounds. • Played in 29 games off the bench, chipping in 3.1 ppg and 1.2 apg last season. • Criminal justice major.
33		MICHELLE PRUITT • SR. • F/C • 5-11 • CHICAGO, ILLINOIS	PTS 9.4	RBS 6.7	ASTS 1.0	FG% .582	3FG .000	FT% .524	<ul style="list-style-type: none"> • Scored a career-high 18 points in wins over UAB (2/5/21) and FIU (2/13/21). • Played in 29 games, including starting eight times in the 2019-20 season while pitched in 5.6 ppg on a squad-leading 54.0 percent (68-126) shooting from the floor. • Business administration major.
55		BRENDA FONTANA • FR. • F • 6-1 • MORENO, ARGENTINA	PTS 1.3	RBS 1.1	ASTS 0.4	FG% .455	3FG .000	FT% .333	<ul style="list-style-type: none"> • Opened her Miner career with five points, six rebs and a block off the bench against NMSU (11/25/20). • Extensive international experience with Argentina, playing for U17, U18 and U19 teams. • Put up 7.3 ppg and 5.1 rebounds per contest across the board at the different events.

*** COACHING STAFF ***

HEAD COACH: KEVIN BAKER (4TH SEASON)

ALMA MATER: STEPHEN F. AUSTIN, 1994 | RECORD AT UTEP: 58-57

ASSOCIATE HEAD COACH: TODD BUCHANAN (2ND SEASON)

ASSISTANT HEAD COACH: ANTHONY ANDERSON (2ND SEASON)

ASSISTANT COACH: HEATHER KARNER (2ND SEASON)

DIRECTOR OF BASKETBALL OPERATIONS: LEXI MURPHY (4TH SEASON)

*** PRONUNCIATION GUIDE ***

DAGNE APSITE

DAHG-NAY APP-SEE-TAY

ELINA ARIKE

EH-LEE-NUH UH-REE-KAY

KATIA GALLEGOS

KAH-TEE-UH GUY-YAY-GOSE

ARINA KHLOPKOVA

UH-REE-NUH KLOP-COE-VUH

SABINE LIPE

SAH-BE-NAY LEE-PAY

ISIS LOPES

EYE-SIS LOPES (RHYMES WITH SLOPES)

DEJANAЕ ROEBUCK

DAY-JAH-NAY

UTEP CONFERENCE TOURNAMENT RESULTS

YEAR	EVENT	SEED	OPPONENT	W/L	SCORE	FG-A	PCT.	3FG-A	PCT.	FT-A	PCT.	O-R	PF	A	TO	B	S
1992	WAC	[6]	UTEP	L	60-75	15-55	.345	6-17	.353	16-26	.615	17-34	32	6	16	4	6
	Quarters	[3]	Utah			32-42	.548	2-3	.667	27-41	.659	14-41	24	18	15	3	7
1993	WAC	[4]	UTEP	W	68-55	22-62	.355	1-6	.167	23-28	.821	21-46	15	5	16	1	9
	Quarters	[5]	Wyoming			22-53	.423	4-10	.400	7-11	.636	7-29	16	14	20	5	11
	WAC	[4]	UTEP	L	48-63	19-62	.306	1-12	.083	9-16	.563	18-44	18	4	14	0	6
	Semis	[1]	BYU			21-57	.368	5-22	.227	16-18	.889	11-39	12	15	14	9	7
1994	WAC	[7]	UTEP	L	69-82	28-64	.438	5-11	.455	8-19	.421	17-40	22	17	22	2	10
	Quarters	[2]	BYU			28-56	.500	8-18	.444	18-23	.783	7-37	20	18	19	6	11
1995	WAC	[4]	UTEP	W	59-53	23-59	.390	3-11	.273	10-24	.417	16-46	16	10	14	1	5
	Quarters	[5]	Colorado State			20-54	.370	2-7	.286	11-14	.786	5-37	23	13	13	2	5
	WAC	[4]	UTEP	L	49-71	16-58	.276	2-7	.286	15-23	.652	17-47	28	7	20	3	3
	Semis	[1]	San Diego State			24-57	.421	1-7	.143	22-40	.550	20-50	25	10	10	10	10
1996	WAC	[7]	UTEP	L	46-60	19-45	.422	2-12	.167	6-9	.667	8-34	12	12	22	2	11
	Quarters	[2]	Colorado State			24-54	.444	4-9	.444	8-13	.615	9-30	9	13	14	1	13
1998	WAC	[M3]	UTEP	W	59-53	20-51	.392	4-12	.333	19-29	.655	10-39	15	14	14	1	8
	First	[P6]	TCU			16-57	.281	4-17	.235	13-15	.867	14-41	22	11	20	1	6
	WAC	[M3]	UTEP	L	68-88	27-52	.519	2-6	.333	12-19	.632	10-29	17	11	21	0	3
	Quarters	[P2]	Rice			33-53	.623	5-12	.417	17-21	.810	5-24	22	19	14	3	9
1999	WAC	[P5]	UTEP	L	58-67	17-46	.370	2-13	.154	22-25	.880	5-32	22	10	10	2	3
	First	[M4]	TCU			22-56	.393	6-16	.375	17-22	.773	13-39	22	12	12	0	4
2000	WAC	[7]	UTEP	L	48-77	17-52	.327	2-13	.154	12-16	.750	11-35	19	11	27	1	7
	Quarters	[2]	Hawaii			26-64	.406	5-15	.333	20-24	.833	16-43	16	16	15	7	12
2001	WAC	[8]	UTEP	L	55-66	19-61	.311	4-22	.182	13-18	.722	13-38	18	8	14	0	11
	First	[9]	San Jose State			23-55	.418	5-15	.333	15-19	.789	10-42	18	12	17	3	2
2002	WAC	[10]	UTEP	L	66-73	26-71	.366	9-29	.310	5-8	.625	18-45	22	13	24	1	11
	First	[7]	SMU			28-60	.467	4-17	.235	13-23	.565	12-41	13	18	20	3	16
2003	WAC	[9]	UTEP	L	58-75	25-61	.410	4-13	.308	4-8	.500	18-34	20	15	19	0	7
	First	[8]	Boise State			27-41	.659	8-13	.615	13-19	.684	1-21	14	15	17	2	8
2004*	WAC	[4]	UTEP	W	80-73 ot	27-67	.403	3-15	.200	23-31	.742	17-44	22	15	10	0	9
	Quarters	[5]	SMU			26-67	.388	5-23	.217	16-26	.615	19-47	21	18	16	1	4
	WAC	[4]	UTEP	L	47-74	16-58	.276	3-13	.231	12-16	.750	13-36	24	12	21	2	15
	Semis	[1]	Louisiana Tech			25-54	.463	3-8	.375	21-36	.583	15-46	19	14	20	3	14
2005	WAC	[8]	UTEP	L	50-55	18-50	.360	5-16	.313	9-10	.910	9-27	22	14	20	3	6
	First	[9]	Boise State			18-53	.340	7-21	.333	12-16	.750	11-23	14	9	14	1	13
2006	C-USA	[10]	UTEP	L	40-57	16-67	.239	5-18	.278	3-13	.231	24-33	20	9	18	2	6
	First	[7]	Houston			17-64	.266	2-19	.105	21-28	.750	19-33	16	10	8	3	8
2007	C-USA	[5]	UTEP	W	84-75	30-66	.455	9-25	.360	15-20	.750	7-31	18	16	11	3	13
	First	[12]	Memphis			22-52	.423	9-21	.429	22-25	.880	8-38	18	15	24	2	5
	C-USA	[5]	UTEP	L	46-56	17-54	.315	5-14	.357	7-9	.778	6-36	22	10	15	6	8
	Quarters	[4]	Rice			16-55	.291	2-9	.222	22-28	.786	13-46	13	10	12	2	7
2008	C-USA	[1]	UTEP	W	80-71	30-59	.508	4-13	.308	16-20	.800	11-39	18	11	16	3	8
	Quarters	[9]	Rice			20-57	.351	7-15	.467	24-28	.857	11-29	15	10	13	0	6
	C-USA	[1]	UTEP	W	86-69	33-60	.550	7-14	.500	13-20	.650	12-17	13	17	12	5	15
	Semis	[5]	Southern Miss			27-56	.482	8-19	.421	7-8	.875	11-30	16	11	23	3	7
	C-USA	[1]	UTEP	L	57-73	20-60	.333	9-32	.281	8-14	.571	12-36	22	11	18	2	11
	Final	[2]	SMU			20-51	.392	4-8	.500	29-33	.879	7-37	16	10	130	0	13
2009	C-USA	[2]	UTEP	L	70-72 (OT)	23-63	.365	4-15	.267	20-32	.625	17-37	15	8	13	1	13
	Quarters	[7]	Marshall			28-59	.475	4-13	.308	12-16	.750	11-40	24	24	19	3	6
2010	C-USA	[10]	UTEP	W	62-61	26-57	.456	3-17	.176	7-13	.538	8-39	16	7	12	1	8
	First	[7]	Rice			21-58	.362	6-12	.500	13-18	.722	9-35	15	12	12	0	7
	C-USA	[10]	UTEP	L	55-57	21-60	.350	9-25	.360	4-8	.500	10-35	19	11	12	0	7
	Quarters	[2]	Rice			18-47	.383	4-13	.308	17-23	.739	8-40	14	12	16	2	7
2011	C-USA	[9]	UTEP	W	79-57	29-63	.460	9-19	.474	8-12	.667	16-44	19	20	14	7	3
	First	[8]	SMU			20-65	.308	1-21	.048	16-24	.668	20-41	15	10	12	2	3
	C-USA	[9]	UTEP	L	64-68	22-57	.386	4-15	.267	16-26	.615	14-42	28	8	16	3	4
	Quarters	[1]	Houston			20-56	.357	2-15	.133	26-33	.788	14-41	24	10	16	2	5
2012	C-USA	[1]	UTEP	W	92-79	28-53	.528	9-20	.450	27-36	.750	12-42	19	19	23	8	11
	Quarters	[9]	Southern Miss			25-68	.368	10-28	.357	19-26	.731	15-33	24	11	14	3	8
	C-USA	[1]	UTEP	W	60-49	18-40	.450	1-9	.111	23-28	.821	12-46	21	9	21	5	2
	Semis	[4]	UAB			15-56	.268	1-13	.077	18-28	.643	10-23	19	5	5	2	14
	C-USA	[1]	UTEP	W	69-65	23-54	.426	5-16	.313	18-25	.720	11-36	20	17	13	4	6
	Final	[3]	Tulane			23-58	.397	4-18	.222	15-25	.600	13-34	20	13	10	1	11
2013	C-USA	[5]	UTEP	W	70-59	25-63	.397	7-26	.269	13-16	.813	18-46	15	12	10	3	7
	First	[12]	Marshall			20-58	.345	8-21	.381	11-13	.846	12-33	12	12	11	5	5
	C-USA	[5]	UTEP	W	61-59	19-55	.345	5-21	.238	18-28	.621	17-49	19	6	15	1	6
	Quarters	[4]	UAB			20-57	.351	5-17	.294	14-23	.609	11-35	21	7	10	2	9
	C-USA	[5]	UTEP	L	89-77	26-59	.441	8-23	.348	17-21	.810	7-30	20	10	10	1	6
	Semis	[8]	UCF			31-59	.525	8-13	.615	19-25	.760	9-37	17	10	10	4	6
2014**	C-USA	[3]	UTEP	W	81-72	28-59	.476	6-22	.273	19-27	.704	9-37	22	14	14	7	9
	Quarters	[14]	Louisiana Tech			22-60	.367	8-19	.421	20-28	.714	14-39	23	12	19	2	9
	C-USA	[3]	UTEP	L	70-84	24-64	.375	9-26	.346	13-19	.684	10-33	24	12	11	5	5
	Semis	[2]	Southern Miss			28-59	.475	4-8	.500	24-30	.800	11-44	18	15	11	1	7
2015	C-USA	[11]	UTEP	L	52-63	19-63	.302	8-23	.348	6-11	.545	10-29	16	12	11	0	14
	First	[6]	UAB			23-50	.460	5-19	.263	12-14	.857	10-47	14	11	23	1	8
2016*	C-USA	[1]	UTEP	W	62-59 (OT)	23-69	.333	6-26	.231	10-21	.476	17-44	21	13	13	2	8
	Quarters	[8]	UAB			22-63	.349	3-21	.143	12-17	.706	14-45	19	11	18	10	6
	C-USA	[1]	UTEP	L	54-66	19-66	.288	4-18	.222	12-17	.706	14-36	31	9	12	2	13
	Semis	[5]	Old Dominion			18-46	.391	4-12	.333	26-41	.634						

UTEP CONFERENCE TOURNAMENT RECORDS

INDIVIDUAL RECORDS

POINTS

PT	NAME	OPP (EVENT RD)	DATE
1. 33	Jareica Hughes	Rice (Quarters)	3/7/08
2. 32	Sparkle Taylor	Old Dominion (First)	3/8/17
3. 28	Holly Russ	Utah (Quarters)	3/12/92
4. 25	Kayla Thornton	LA Tech (Quarters)	3/13/14
25	Jareica Hughes	Rice (First)	3/8/10
25	Natasha Lacy	Southern Miss (Semis)	3/8/08

REBOUNDS

RB	NAME	OPP (EVENT RD)	DATE
1. 18	Chrishauna Parker	UAB (Quarters)	3/14/13
2. 16	Anete Steinberga	Houston (Quarters)	3/9/10
3. 14	Tamara Seda	Southern Miss (Quarters)	3/8/18
14	Tamara Seda	Southern Miss (First)	3/7/18
14	Fannie Goodwin	Marshall (Quarters)	3/6/09
5. 13	Ingrid Goslin	Louisiana Tech (Semis)	3/12/04

ASSISTS

AST	NAME	OPP (EVENT RD)	DATE
1. 9	Ana Valtierra	Memphis (First)	3/1/07
9	Shalana Taylor	Boise State (First)	3/3/05
3. 8	Katia Gallegos	Florida Atlantic (First)	3/11/20
8	Jareica Hughes	Southern Miss (Semis)	3/8/08
7	Kelli Willingham	SMU (First)	3/9/11
7	Jareica Hughes	Houston (Quarters)	3/9/10
7	Noni Wharemate	SMU (Quarters)	3/10/04

FIELD GOALS

FGM	NAME	OPP (EVENT RD)	DATE
1. 13	Sparkle Taylor	Old Dominion (First)	3/8/17
2. 11	Natasha Lacy	Southern Miss (Semis)	3/8/08
11	Jareica Hughes	Rice (Quarters)	3/7/08
11	Holly Russ	Utah (Quarters)	3/12/92
10	Brenda Atwater	Rice (Quarters)	3/4/98

FIELD GOAL ATTEMPTS

FGA	NAME	OPP (EVENT RD)	DATE
1. 26	Shenita Waddell	BYU (Semis)	3/12/93
2. 24	Jareica Hughes	Marshall (Quarters)	3/6/09
3. 23	Holly Russ	Utah (Quarters)	3/12/92
4. 21	Sparkle Taylor	Old Dominion (First)	3/8/17
21	Jareica Hughes	Rice (Quarters)	3/7/08

THREE POINTERS

3PM	NAME	OPP (EVENT RD)	DATE
1. 6	Kimya Murray	SMU (First)	3/5/02
2. 4	Faith Cook	Southern Miss (First)	3/7/18
4	Sparkle Taylor	UAB (First)	3/11/15
4	Kelli Willingham	UCF (Semis)	3/15/13
4	Dietra Caldwell	Houston (Quarters)	3/10/11
4	Dietra Caldwell	SMU (First)	3/9/11
4	Jareica Hughes	SMU (Final)	3/9/08
4	Jill Lewis	BYU (Quarters)	3/9/94

THREE POINTERS ATTEMPTED

3PA	NAME	OPP (EVENT RD)	DATE
1. 14	Kimya Murray	SMU (First)	3/5/02
2. 11	Jareica Hughes	SMU (Final)	3/9/08
11	Katie Pyle	San Jose State (First)	3/6/01
4. 10	Dietra Caldwell	Houston (Quarters)	3/10/11
10	Natasha Lacy	SMU (Final)	3/9/08

FREE THROWS MADE

FTM	NAME	OPP (EVENT RD)	DATE
1. 12	Shenita Waddell	Wyoming (Quarters)	3/10/93
2. 11	Jareica Hughes	Rice (Quarters)	3/7/08
3. 9	Monica Ramirez	Wyoming (Quarters)	3/10/93
4. 8	Fannie Goodwin	Marshall (Quarters)	3/6/09
8	Vaida Zagurskyte	SMU (Quarters)	3/10/04
8	Heidi Walker	San Jose State (First)	3/6/01
8	Kanequa Chancellor	TCU (First)	3/2/98

FREE THROWS ATTEMPTED

FTA	NAME	OPP (EVENT RD)	DATE
1. 16	Fannie Goodwin	Marshall (Quarters)	3/6/09
2. 14	Shenita Waddell	Wyoming (Quarters)	3/10/93
3. 13	Vaida Zagurskyte	SMU (Quarters)	3/10/04
4. 12	Chrishauna Parker	UAB (Quarters)	3/14/13
5. 11	Anete Steinberga	UAB (Quarters)	3/14/13
11	Jareica Hughes	Rice (Quarters)	3/7/08
11	Monica Ramirez	Wyoming (Quarters)	3/10/93

BLOCKS

BLK	NAME	OPP (EVENT RD)	DATE
1. 6	Kristine Vitola	LA TECH (Quarters)	3/13/14
2. 4	Gloria Brown	UAB (Semis)	3/9/12
4	Gloria Brown	SMU (First)	3/9/11
4. 3	Katia Gallegos	Florida Atlantic (First)	3/11/20
3	Gloria Brown	Southern Miss (Quarters)	3/8/12
3	Kayla Thornton	Southern Miss (Quarters)	3/8/12
3	Izabela Piekarska	Rice (Quarters)	3/2/07

STEALS

STL	NAME	OPP (EVENT RD)	DATE
1. 8	Natasha Lacy	Southern Miss (Semis)	3/8/08
2. 6	Jenzel Nash	UAB (Quarters)	3/10/16
3. 5	Fannie Goodwin	Marshall (Quarters)	3/6/09
5	Natasha Lacy	SMU (Finals)	3/9/08
5	Angie McGee	SMU (Quarters)	3/10/04
5	Kanequa Chancellor	Colorado St. (Quarters)	3/6/96

TURNOVERS

TO	NAME	OPP (EVENT RD)	DATE
1. 8	Jenzel Nash	UAB (Quarters)	3/10/16
8	Nubia Doumerc	Hawaii (Quarters)	3/8/00
8	Brenda Atwater	Rice (Quarters)	3/4/98
8	Jill Lewis	Colorado St. (Quarters)	3/6/96
6	Jareica Hughes	SMU (Finals)	3/9/08

MINUTES

MIN	NAME	OPP (EVENT RD)	DATE
1. 49	Katarina Zec	Marshall (First)	3/13/19
2. 45	Vaida Zagurskyte	SMU (Quarters)	3/10/04
3. 40	Faith Cook	Southern Miss (First)	3/7/18
40	Natasha Lacy	Southern Miss (Semis)	3/8/08
40	Nubia Doumerc	TCU (First)	3/1/99

DOUBLE-DOUBLES

NAME	PT/RB	OPP (EVENT RD)	DATE
Tamara Seda	15/14	UAB (Quarters)	3/8/18
Tamara Seda	19/14	Southern Miss (First)	3/7/18
Kayla Thornton	25/12	LA TECH (Quarters)	3/13/14
Chrishauna Parker	10/12	UCF (Semis)	3/15/13
Kayla Thornton	15/11	UAB (Quarters)	3/14/13
Kayla Thornton	13/10	Marshall (First)	3/13/13
Gloria Brown	20/11	Tulane (Finals)	3/10/12
Kayla Thornton	11/10	Southern Miss (Quarters)	3/8/12
Gloria Brown	17/11	SMU (First)	3/9/11
Fannie Goodwin	24/14	Marshall (Quarters)	3/6/09
Izabela Piekarska	21/10	SMU (Finals)	3/9/08
Ingrid Goslin	15/13	LA Tech (Semis)	3/12/04
Noni Wharemate	20/11	SMU (Quarters)	3/10/04
Dragana Zoric	12/11	Boise State (First)	3/11/03
Amy Pack	16/11	San Jose State (First)	3/6/01
Kanequa Chancellor	14/11	TCU (First)	3/2/98
Shenita Waddell	18/10	Wyoming (Quarters)	3/10/93
Holly Russ	28/12	Utah (Quarters)	3/12/92

TEAM RECORDS

POINTS SCORED

PTS	OPP	DATE
1. 95	Florida Atlantic (First)	3/11/20
2. 92	Southern Miss (Quarters)	3/8/12
3. 86	Southern Miss (Semis)	3/8/08
4. 84	Memphis (First)	3/1/07
5. 81	LA TECH (Quarters)	3/13/14

FIELD GOALS MADE

FGM	OPP	DATE
1. 33	Florida Atlantic (First)	3/11/20
33	Southern Miss (Semis)	3/8/08
3. 30	Rice (Quarters)	3/7/08
30	Memphis (First)	3/1/07
5. 29	SMU (First)	3/9/11

FIELD GOALS ATTEMPTED

FGA	OPP	DATE
1. 71	SMU (First)	3/5/02
2. 69	UAB (Quarters)	3/10/16
3. 67	Houston (First)	3/2/06
67	SMU (Quarters)	3/10/04
5. 66	ODU (Semis)	3/11/16
66	Memphis (First)	3/1/07

FIELD GOAL PERCENTAGE

FG%	OPP	DATE
1. .550 (33-60)	Florida Atlantic (First)	3/11/20
.550 (33-60)	Southern Miss (Semis)	3/8/08
3. .528 (28-53)	Southern Miss (Quarters)	3/8/12
4. .519 (27-52)	Rice (Quarters)	3/4/98
5. .508 (30-59)	Rice (Quarters)	3/7/08

THREE POINTERS MADE

3PM	OPP	DATE
1. 11	Florida Atlantic (First)	3/11/20
2. 9	Southern Miss (Quarters)	3/8/12
9	SMU (First)	3/9/11
9	Houston (Quarters)	3/9/10
9	SMU (Finals)	3/9/08
9	Memphis (First)	3/1/07
9	SMU (First)	3/5/02

THREE POINTERS ATTEMPTED

3PA	OPP	DATE
1. 32	SMU (Finals)	3/9/08
2. 29	SMU (First)	3/5/02
3. 27	LA TECH (Quarters)	3/13/14
4. 26	UAB (Quarters)	3/10/16
26	UAB (Quarters)	3/10/16
26	Marshall (First)	3/13/13

THREE POINT PERCENTAGE

3FG%	OPP	DATE
1. .500 (11-22)	Florida Atlantic (First)	3/11/20
.500 (7-14)	Southern Miss (First)	3/7/18
.500 (7-14)	Southern Miss (Semis)	3/8/08
4. .474 (9-19)	SMU (First)	3/9/11
5. .455 (5-11)	BYU (Quarters)	3/9/94

FREE THROWS

FTM	OPP	DATE
1. 27	Southern Miss (Quarters)	3/8/12
2. 23	UAB (Semis)	3/9/12
23	SMU (Quarters)	3/10/04
23	Wyoming (Quarters)	3/10/93
5. 22	TCU (First)	3/1/99

FREE THROWS ATTEMPTED

FTA	OPP	DATE
1. 36	Southern Miss (Quarters)	3/8/12
2. 32	Marshall (Quarters)	3/6/09
3. 31	SMU (Quarters)	3/10/04
4. 29	UAB (Quarters)	3/14/13
29	TCU (First)	3/1/98

FREE THROW PERCENTAGE

FT%	OPP	DATE
1. .900 (9-10)	Boise State (First)	3/8/05
2. .880 (22-25)	TCU (First)	3/1/99
3. .857 (18-21)	UAB (Quarters)	3/8/18
4. .841 (21-25)	Southern Miss (First)	3/7/18
5. .821 (23-28)	UAB (Semis)	3/9/12
.821 (23-28)	Wyoming (Quarters)	3/10/93

ASSISTS

AST	OPP	DATE
1. 20	SMU (First)	3/9/11
2. 19	Florida Atlantic (First)	3/11/20
19	Southern Miss (Quarters)	3/8/12
4. 18	Southern Miss (First)	3/7/18
5. 17	Tulane (Finals)	3/10/12
17	Southern Miss (Semis)	3/8/08
17	BYU (First)	3/9/94

TURNOVERS

TO	OPP	DATE
1. 27	Hawaii (Quarters)	3/8/00
2. 24	SMU (First)	3/5/02
3. 23	Marshall (First)	3/13/19
23	Southern Miss (Quarters)	3/8/12
5. 22	Colorado State (Quarters)	3/6/96
22	BYU (First)	3/9/94

TURNOVERS FORCED

TO	OPP	DATE
1. 24	Memphis (First)	3/1/07
2. 23	UAB (First)	3/11/15
23	Southern Miss (Semis)	3/8/08
4. 22	Florida Atlantic (First)	3/11/20
5. 21	ODU (Semis)	3/11/16

BLOCKED SHOTS

BLK	OPP	DATE
1. 8	Southern Miss (Quarters)	3/8/12
2. 7	LA Tech (Quarters)	3/13/14
7	SMU (First)	3/9/11
4. 6	Rice (Quarters)	3/2/07
5. 5	Southern Miss (Quarters)	3/8/12
5	UAB (Semis)	3/9/12
5	Southern Miss (Semis)	3/14/14

STEALS

STL	OPP	DATE
1. 15	Southern Miss (Quarters)	3/8/08
15	Louisiana Tech (Semis)	3/4/04
3. 14	UAB (First)	3/11/15
4. 13	Florida Atlantic (First)	3/11/20
13	ODU (Semis)	3/11/16
13	Marshall (Quarters)	3/6/09
13	Memphis (First)	3/1/07

Bold denotes active players or Coach Baker team
Member of C-USA from 2006-present
Previously member of WAC



UTEP CAREER HIGHS

#20 DAGNE APSITE

PTS: _____ 5, Southern Miss (1/1/21)
 REB: _____ 2, Southern Miss (1/1/21)
 AST: _____ -
 STL: _____ 1, 2x, Last vs. FAU (2/22/21)
 BLK: _____ -
 FG: _____ 2, Southern Miss (1/1/21)
 FGA: _____ 2, 2x, Last vs. UAB (2/5/21)
 3FG: _____ 1, Southern Miss (1/1/21)
 3FGA: _____ 1, 2x, Last vs. UAB (2/5/21)
 FT: _____ -
 FTA: _____ -
 MIN: _____ 7, Southern Miss (1/1/21)

#55 BRENDA FONTANA

PTS: _____ 7, UTSA (1/28/21)
 REB: _____ 6, NMSU (11/25/20)
 AST: _____ 2, 3x, Last vs. UTSA (1/28/21)
 STL: _____ 1, at Rice (1/8/21)
 BLK: _____ 1, 3x, Last vs. FAU (2/22/21)
 FG: _____ 3, UTSA (1/28/21)
 FGA: _____ 5, Incarnate Word (11/28/20)
 3FG: _____ -
 3FGA: _____ 1, 2x, Last at NAU (12/17/20)
 FT: _____ 1, 4x, Last vs. FAU (2/22/21)
 FTA: _____ 4, NMSU (11/25/20)
 MIN: _____ 17, Incarnate Word (11/28/20)

#11 ISIS LOPES

PTS: _____ 22, at FIU (2/12/21)
 REB: _____ 7, vs. UAB (2/5/21)
 AST: _____ 5, at FIU (2/12/21)
 STL: _____ 3, vs. FAU (2/21/21)
 BLK: _____ 1, 3x, Last at Charlotte (2/26/21)
 FG: _____ 8, at FIU (2/12/21)
 FGA: _____ 14, at FIU (2/12/21)
 3FG: _____ 6, at FIU (2/12/21)
 3FGA: _____ 8, 2x, Last at FIU (2/12/21)
 FT: _____ 2, 3x, Last at Charlotte (2/27/21)
 FTA: _____ 3, at Charlotte (2/26/21)
 MIN: _____ 34, 3x, Last at Charlotte (2/26/21)

#21 ELINA ARIKE

PTS: _____ 15, at Rice (1/8/21)
 REB: _____ 8, at Rice (1/8/21)
 AST: _____ 4, at Charlotte (2/27/21)
 STL: _____ 2, at Rice (1/9/21)
 BLK: _____ 2, 2x, Last at FIU (2/12/21)
 FG: _____ 7, 2x, Last vs. UAB (2/5/21)
 FGA: _____ 16, at Rice (1/8/21)
 3FG: _____ 1, Incarnate Word (11/28/20)
 3FGA: _____ 3, 2x, Last at Rice (1/9/21)
 FT: _____ 4, at NMSU (12/2/20)
 FTA: _____ 4, 3x, Last at Southern Miss (1/2/21)
 MIN: _____ 28, at Rice (1/8/21)

#3 KATIA GALLEGOS

PTS: _____ 25, NMSU (11/25/20)
 REB: _____ 11, Florida Atlantic (11/30/19)
 AST: _____ 12, USM (2/29/20)
 STL: _____ 7, USM (2/29/20)
 BLK: _____ 3, Florida Atlantic (3/11/20)
 FG: _____ 9, NMSU (11/25/20)
 FGA: _____ 23, NMSU (11/25/20)
 3FG: _____ 5, vs. FAU (2/22/21)
 3FGA: _____ 8, vs. FAU (2/21/21)
 FT: _____ 9, at Southern Miss (1/9/20)
 FTA: _____ 10, 3x, Last vs. NMSU (11/25/20)
 MIN: _____ 44, NMSU (11/25/20)

#33 MICHELLE PRUITT

PTS: _____ 18, 2x, Last at FIU (2/13/21)
 REB: _____ 13, vs. UAB (2/5/21)
 AST: _____ 6, 2x, Last vs. UTSA (1/15/20)
 STL: _____ 2, 3x, Last vs. UAB (2/1/20)
 BLK: _____ 2, at FIU (2/12/21)
 FG: _____ 9, at FIU (2/13/21)
 FGA: _____ 13, at NAU (12/17/20)
 3FG: _____ 2, 2x, Last vs. LA Tech (1/11/20)
 3FGA: _____ 5, New Mexico (11/19/19)
 FT: _____ 6, vs. UAB (2/5/21)
 FTA: _____ 9, vs. UAB (2/5/21)
 MIN: _____ 36, NM State (11/12/19)

#12 TIA BRADSHAW

PTS: _____ 9, at Rice (1/8/21)
 REB: _____ 5, 2x, Last at Rice (1/9/21)
 AST: _____ 4, 2x, Last Rice (1/23/20)
 STL: _____ 2, 4x, Last vs. UAB (2/5/21)
 BLK: _____ 1, 3x, Last at FIU (2/12/21)
 FG: _____ 3, 4x, Last at FIU (2/12/21)
 FGA: _____ 8, 2x, Last vs. FAU (2/22/21)
 3FG: _____ 1, 6x, Last at FIU (2/12/21)
 3FGA: _____ 3, 2x, Last at FIU (2/12/21)
 FT: _____ 3, Weber State (12/5/19)
 FTA: _____ 6, Weber State (12/5/19)
 MIN: _____ 25, NMSU (11/25/20)

#1 ARINA KHLOPKOVA

PTS: _____ 20, Georgia State (11/30/19)
 REB: _____ 5, Georgia State (11/30/19)
 AST: _____ 2, 2x, Last vs. Southern Miss (1/1/21)
 STL: _____ 2, 3x, Last at Marshall (2/15/20)
 BLK: _____ 1, 3x, Last vs. Florida Atlantic (3/11/20)
 FG: _____ 5, 2x, Last vs. USM (2/29/20)
 FGA: _____ 10, 2x, Last vs. USM (2/29/20)
 3FG: _____ 3, USM (2/29/20)
 3FGA: _____ 6, USM (2/29/20)
 FT: _____ 8, Georgia State (11/30/19)
 FTA: _____ 10, Georgia State (11/30/19)
 MIN: _____ 32, Georgia State (11/30/19)

#22 DEJANAE ROEBUCK

PTS: _____ 17, Southern Miss (1/2/21)
 REB: _____ 8, at NMSU (12/2/20)
 AST: _____ 2, 5x, Last at FIU (2/13/21)
 STL: _____ 4, at NMSU (12/2/20)
 BLK: _____ 3, at Utah State (12/13/20)
 FG: _____ 7, at NMSU (12/2/20)
 FGA: _____ 13, at NMSU (12/2/20)
 3FG: _____ 3, Southern Miss (1/2/21)
 3FGA: _____ 4, at Utah State (12/13/20)
 FT: _____ 7, vs. FAU (2/22/21)
 FTA: _____ 9, vs. FAU (2/22/21)
 MIN: _____ 40, at NMSU (12/2/20)

#15 AVERY CROUSE

PTS: _____ 21, 2x, Last vs. USM (2/29/20)
 REB: _____ 9, 4x, Last vs. UAB (2/5/21)
 AST: _____ 5, 2x, Last at FIU (2/12/21)
 STL: _____ 4, 3x, Last at Utah State (12/13/20)
 BLK: _____ 3, Tulsa (12/29/19)
 FG: _____ 8, at UTSA (2/20/20)
 FGA: _____ 18, Incarnate Word (11/28/20)
 3FG: _____ 3, 3x, Last at FIU (2/12/21)
 3FGA: _____ 6, at UTSA (2/20/20)
 FT: _____ 7, 3x, Last at LA Tech (1/22/21)
 FTA: _____ 8, 3x, Last vs. UAB (2/5/21)
 MIN: _____ 40, 2x, Last at North Texas (3/7/20)

#13 SABINE LIPE

PTS: _____ 16, Florida Atlantic (3/11/20)
 REB: _____ 8, at NMSU (12/2/20)
 AST: _____ 7, at UTSA (1/5/19)
 STL: _____ 3, 3x, Last vs. FAU (2/21/21)
 BLK: _____ 3, Alcorn State (11/16/19)
 FG: _____ 5, Florida Atlantic (3/11/20)
 FGA: _____ 11, at NMSU (12/2/20)
 3FG: _____ 4, 2x, Last at UTSA (1/30/21)
 3FGA: _____ 6, 3x, Last at UTSA (1/30/21)
 FT: _____ 5, at UTSA (1/5/19)
 FTA: _____ 6, at UTSA (1/5/19)
 MIN: _____ 36, at NMSU (12/2/20)

#5 DESTINY THURMAN

PTS: _____ 15, at Charlotte (2/27/21)
 REB: _____ 6, vs. UAB (2/5/21)
 AST: _____ 4, 2x, Last at FIU (2/13/21)
 STL: _____ 4, Southern Miss (1/1/21)
 BLK: _____ 1, vs. UAB (2/5/21)
 FG: _____ 6, 3x, Last at Charlotte (2/27/21)
 FGA: _____ 18, at Utah State (12/13/20)
 3FG: _____ 3, 2x, Last vs. UTSA (1/28/21)
 3FGA: _____ 10, at Utah State (12/13/20)
 FT: _____ 4, at LA Tech (1/23/21)
 FTA: _____ 4, 4x, Last at Charlotte (2/27/21)
 MIN: _____ 34, at Utah State (12/13/20)



2020-21 STATISTICS



2020-21 UTEP Women's Basketball Season Box Score All games

Game Records

Record	Overall	Home	Away	Neutral
ALL GAMES	16-7	10-2	6-5	0-0
CONFERENCE	13-5	7-2	6-3	0-0
NON-CONFERENCE	3-2	3-0	0-2	0-0

Team Box Score

No.	Player				Total		3-Point		F-Throw		Rebounds											
		GP-GS	MIN	AVG	FG-FGA	FG%	3FG-FGA	3FG%	FT-FTA	FT%	OFF	DEF	TOT	AVG	PF	DQ	A	TO	BLK	STL	PTS	AVG
3	GALLEGOS, Katia	23-23	756:58	32.9	120-266	.451	37-104	.356	47-70	.671	19	83	102	4.4	46	0	107	70	4	38	324	14.1
11	LOPES, Isis	19-4	489:01	25.7	72-152	.474	30-75	.400	11-15	.733	17	39	56	2.9	19	0	36	22	3	18	185	9.7
33	PRUITT, Michelle	23-1	483:34	21.0	92-158	.582	0-0	.000	33-63	.524	72	81	153	6.7	35	0	24	43	4	6	217	9.4
5	THURMAN, Destiny	20-13	485:26	24.3	66-175	.377	24-73	.329	20-30	.667	18	32	50	2.5	48	1	26	28	0	24	176	8.8
15	CROUSE, Avery	23-23	625:27	27.2	63-168	.375	15-50	.300	49-75	.653	19	86	105	4.6	70	1	42	41	2	24	190	8.3
22	ROEBUCK, Dejanae	23-23	470:52	20.5	63-135	.467	11-31	.355	31-45	.689	30	46	76	3.3	46	0	17	31	6	22	168	7.3
21	ARIKE, Elina	23-22	341:24	14.8	47-113	.416	1-15	.067	11-24	.458	26	28	54	2.3	34	0	23	27	6	7	106	4.6
31	MODAWAR, Tatyana	5-0	63:58	12.8	8-18	.444	1-4	.250	6-10	.600	7	10	17	3.4	4	0	2	4	0	1	23	4.6
13	LIPE, Sabine	22-5	399:25	18.2	32-88	.364	12-38	.316	18-22	.818	14	47	61	2.8	40	0	37	28	1	17	94	4.3
12	BRADSHAW, Tia	23-1	268:25	11.7	17-57	.298	3-17	.176	15-19	.789	10	28	38	1.7	28	0	17	18	0	11	52	2.3
1	KHLOPKOVA, Arina	21-0	175:25	8.4	12-39	.308	7-26	.269	10-16	.625	7	15	22	1.0	18	0	4	11	0	2	41	2.0
20	APSITE, Dagne	8-0	22:30	2.8	5-8	.625	1-2	.500	0-0	.000	1	1	2	0.3	8	0	0	8	0	2	11	1.4
55	FONTANA, Brenda	18-0	92:36	5.1	10-22	.455	0-2	.000	4-12	.333	8	12	20	1.1	7	0	8	12	2	1	24	1.3
Team											30	30	60					6				
Total		23	4675		607-1399	.434	142-437	.325	255-401	.636	278	538	816	35.5	403	2	343	349	28	173	1611	70.0
Opponents		23	4664		537-1266	.424	125-371	.337	278-408	.681	224	544	768	33.4	415	4	265	406	75	167	1477	64.2

Score by Periods

Team	1st	2nd	3rd	4th	OT	TOT
UTEP	401	388	384	403	35	1611
Opponents	405	377	332	344	19	1477



2020-21 STATISTICS



2020-21 UTEP Women's Basketball Team Game-by-Game All games

Opponent	Date	Score		Total		3-Pointers		Free throws		Rebounds										
				FG-FGA	PCT	3FG-FGA	PCT	FT-FTA	PCT	OFF	DEF	TOT	AVG	PF	A	TO	BLK	STL	PTS	AVG
New Mexico St.	11/25/2020	80-76	Wot	26-62	.419	3-14	.214	25-37	.676	15	29	44	44.0	17	13	22	1	5	80	80.0
Incarinate Word	11/28/2020	67-63	W	28-67	.418	4-17	.235	7-10	.700	13	23	36	40.0	22	11	20	0	8	67	73.5
New Mexico St.	12/02/2020	81-73	Wot	29-67	.433	7-19	.368	16-30	.533	15	30	45	41.7	18	18	23	0	11	81	76.0
at Utah St.	12/13/2020	65-68	L	23-64	.359	8-28	.286	11-18	.611	9	24	33	39.5	14	13	13	3	8	65	73.3
at Northern Ariz.	12/17/2020	75-83	L	31-70	.443	5-20	.250	8-13	.615	12	21	33	38.2	17	17	12	1	10	75	73.6
Southern Miss.	01/01/2021	83-65	W	28-59	.475	9-24	.375	18-25	.720	15	21	36	37.8	17	24	20	0	11	83	75.2
Southern Miss.	01/02/2021	74-72	W	26-53	.491	9-23	.391	13-20	.650	9	15	24	35.9	17	16	18	2	8	74	75.0
at Rice	01/08/2021	68-74	L	28-70	.400	6-23	.261	6-9	.667	20	20	40	36.4	21	13	15	1	8	68	74.1
at Rice	01/09/2021	43-55	L	16-59	.271	6-23	.261	5-6	.833	14	24	38	36.6	18	7	15	3	6	43	70.7
North Texas	01/15/2021	59-67	L	23-56	.411	2-13	.154	11-18	.611	8	24	32	36.1	16	10	18	0	8	59	69.5
North Texas	01/16/2021	62-52	W	26-52	.500	3-15	.200	7-14	.500	7	28	35	36.0	14	14	12	1	6	62	68.8
at Louisiana Tech	01/22/2021	61-58	W	21-56	.375	5-19	.263	14-19	.737	16	24	40	36.3	23	14	19	1	8	61	68.2
at Louisiana Tech	01/23/2021	75-67	W	27-50	.540	5-15	.333	16-20	.800	8	21	29	35.8	20	16	18	0	6	75	68.7
UTSA	01/28/2021	82-56	W	34-60	.567	8-20	.400	6-15	.400	13	27	40	36.1	13	19	15	1	8	82	69.6
at UTSA	01/30/2021	67-51	W	26-56	.464	11-27	.407	4-5	.800	10	30	40	36.3	17	17	14	5	5	67	69.5
UAB	02/05/2021	74-53	W	29-54	.537	7-15	.467	9-13	.692	9	24	33	36.1	15	19	14	0	5	74	69.8
UAB	02/06/2021	68-64	Wot	24-69	.348	4-17	.235	16-26	.615	16	32	48	36.8	15	11	7	2	4	68	69.6
at FIU	02/12/2021	76-64	W	30-59	.508	13-20	.650	3-8	.375	8	24	32	36.6	14	21	17	2	5	76	70.0
at FIU	02/13/2021	73-57	W	29-57	.509	7-13	.538	8-20	.400	11	21	32	36.3	13	19	10	0	9	73	70.2
Fla. Atlantic	02/21/2021	62-67	L	25-67	.373	4-19	.211	8-17	.471	17	18	35	36.3	20	11	17	1	15	62	69.8
Fla. Atlantic	02/22/2021	92-62	W	34-79	.430	11-29	.379	13-16	.813	15	22	37	36.3	20	20	7	2	7	92	70.8
at Charlotte	02/26/2021	53-62	L	17-53	.321	0-14	.000	19-25	.760	9	21	30	36.0	22	8	15	1	8	53	70.0
at Charlotte	02/27/2021	71-68	W	27-60	.450	5-10	.500	12-17	.706	9	15	24	35.5	20	12	8	1	4	71	70.0
Total		1611		607-1399	.434	142-437	.325	255-401	.636	278	538	816	35.5	403	343	349	28	173	1611	70.0
Opponents		1477		537-1266	.424	125-371	.337	278-408	.681	224	544	768	33.4	415	265	406	75	167	1477	64.2

UTEP Averages

Games Played	Points/game	FG Pct	3FG Pct	FT Pct	Rebounds/game	Assists/game	Turnovers/game	Assist/Turnover ratio	Steals/game	Blocks/game
23	70.0	43.4	32.5	63.6	35.5	14.9	15.2	1.0	7.5	1.2



2020-21 STATISTICS



2020-21 UTEP Women's Basketball Team Overall Conference All games

Page 1/1
as of Feb 27, 2021

Summary

Player	Overall Statistics											Conference Statistics										
	GP-GS	MIN/G	FG%	3FG%	FT%	R/G	A/G	STL	BLK	PTS/G	GP-GS	MIN/G	FG%	3FG%	FT%	R/G	A/G	STL	BLK	PTS/G		
GALLEGOS, Katia	23-23	32.9	.451	.356	.671	4.4	4.7	38	4	14.1	18-18	31.0	.448	.377	.659	4.2	4.5	25	4	12.8		
LOPES, Isis	19-4	25.7	.474	.400	.733	2.9	1.9	18	3	9.7	18-4	26.1	.469	.394	.733	2.9	1.9	18	3	9.7		
PRUITT, Michelle	23-1	21.0	.582	.000	.524	6.7	1.0	6	4	9.4	18-0	22.0	.603	.000	.547	7.0	1.1	5	3	9.7		
THURMAN, Destiny	20-13	24.3	.377	.329	.667	2.5	1.3	24	0	8.8	18-12	23.7	.393	.344	.679	2.4	1.3	21	0	8.8		
CROUSE, Avery	23-23	27.2	.375	.300	.653	4.6	1.8	24	2	8.3	18-18	25.7	.402	.364	.672	4.4	1.9	15	2	8.1		
ROEBUCK, Dejanae	23-23	20.5	.467	.355	.689	3.3	0.7	22	6	7.3	18-18	18.2	.435	.348	.667	2.8	0.7	14	3	6.0		
ARIKE, Elina	23-22	14.8	.416	.067	.458	2.3	1.0	7	6	4.6	18-18	16.5	.443	.000	.389	2.8	1.0	7	6	5.2		
MODAWAR, Tatyana	5-0	12.8	.444	.250	.600	3.4	0.4	1	0	4.6	0-0	0.0	.000	.000	0.0	0.0	0	0	0.0			
LIPE, Sabine	22-5	18.2	.364	.316	.818	2.8	1.7	17	1	4.3	18-2	16.2	.391	.333	.800	2.3	1.4	12	1	4.0		
BRADSHAW, Tia	23-1	11.7	.298	.176	.789	1.7	0.7	11	0	2.3	18-0	12.0	.306	.214	.800	1.8	0.8	9	0	2.5		
KHLOPKOVA, Arina	21-0	8.4	.308	.269	.625	1.0	0.2	2	0	2.0	16-0	6.8	.174	.188	.700	1.0	0.2	2	0	1.1		
APSITE, Dagne	8-0	2.8	.625	.500	.000	0.3	0.0	2	0	1.4	7-0	2.9	.571	.500	.000	0.3	0.0	2	0	1.3		
FONTANA, Brenda	18-0	5.1	.455	.000	.333	1.1	0.4	1	2	1.3	13-0	3.7	.500	.000	.429	0.8	0.3	1	1	1.2		
Totals	23		.434	.325	.636	35.5	14.9	173	28	70.0	18		.440	.339	.642	34.7	15.1	131	23	69.1		
Opponent	23		.424	.337	.681	33.4	11.5	167	75	64.2	18		.422	.317	.658	32.6	11.3	116	61	61.9		

Scoring

Player	Overall Statistics										Conference Statistics									
	FG-FGA	FG%	3FG-3FGA	3FG%	FT-FTA	FT%	PTS	PTS/G	FG-FGA	FG%	3FG-3FGA	3FG%	FT-FTA	FT%	PTS	PTS/G				
GALLEGOS, Katia	120-266	.451	37-104	.356	47-70	.671	324	14.1	86-192	.448	29-77	.377	29-44	.659	230	12.8				
LOPES, Isis	72-152	.474	30-75	.400	11-15	.733	185	9.7	68-145	.469	28-71	.394	11-15	.733	175	9.7				
PRUITT, Michelle	92-158	.582	0-0	.000	33-63	.524	217	9.4	73-121	.603	0-0	.000	29-53	.547	175	9.7				
THURMAN, Destiny	66-175	.377	24-73	.329	20-30	.667	176	8.8	59-150	.393	21-61	.344	19-28	.679	158	8.8				
CROUSE, Avery	63-168	.375	15-50	.300	49-75	.653	190	8.3	47-117	.402	12-33	.364	39-58	.672	145	8.1				
ROEBUCK, Dejanae	63-135	.467	11-31	.355	31-45	.689	168	7.3	40-92	.435	8-23	.348	20-30	.667	108	6.0				
ARIKE, Elina	47-113	.416	1-15	.067	11-24	.458	106	4.6	43-97	.443	0-12	.000	7-18	.389	93	5.2				
MODAWAR, Tatyana	8-18	.444	1-4	.250	6-10	.600	23	4.6	0-0	.000	0-0	.000	0-0	.000	0	0.0				
LIPE, Sabine	32-88	.364	12-38	.316	18-22	.818	94	4.3	25-64	.391	10-30	.333	12-15	.800	72	4.0				
BRADSHAW, Tia	17-57	.298	3-17	.176	15-19	.789	52	2.3	15-49	.306	3-14	.214	12-15	.800	45	2.5				
KHLOPKOVA, Arina	12-39	.308	7-26	.269	10-16	.625	41	2.0	4-23	.174	3-16	.188	7-10	.700	18	1.1				
APSITE, Dagne	5-8	.625	1-2	.500	0-0	.000	11	1.4	4-7	.571	1-2	.500	0-0	.000	9	1.3				
FONTANA, Brenda	10-22	.455	0-2	.000	4-12	.333	24	1.3	6-12	.500	0-0	.000	3-7	.429	15	1.2				
Totals	607-1399	.434	142-437	.325	255-401	.636	1611	70.0	470-1069	.440	115-339	.339	188-293	.642	1243	69.1				
Opponent	537-1266	.424	125-371	.337	278-408	.681	1477	64.2	407-964	.422	92-290	.317	208-316	.658	1114	61.9				

Totals

Player	Overall Statistics										Conference Statistics									
	O-REB	D-REB	TOTAL	PF	FO	A	TO	A/TO	HI	PTS	O-REB	D-REB	TOTAL	PF	FO	A	TO	A/TO	HI	PTS
GALLEGOS, Katia	19	83	102	46	0	107	70	1.5	25	14	62	76	35	0	81	49	1.7	22	22	
LOPES, Isis	17	39	56	19	0	36	22	1.6	22	16	37	53	18	0	34	21	1.6	22	22	
PRUITT, Michelle	72	81	153	35	0	24	43	0.6	18	62	64	126	27	0	19	36	0.5	18	18	
THURMAN, Destiny	18	32	50	48	1	26	28	0.9	15	17	26	43	40	0	24	26	0.9	15	15	
CROUSE, Avery	19	86	105	70	1	42	41	1.0	17	15	65	80	55	1	34	26	1.3	17	17	
ROEBUCK, Dejanae	30	46	76	46	0	17	31	0.5	17	16	35	51	33	0	13	22	0.6	17	17	
ARIKE, Elina	26	28	54	34	0	23	27	0.9	15	24	26	50	29	0	18	20	0.9	15	15	
MODAWAR, Tatyana	7	10	17	4	0	2	4	0.5	8	0	0	0	0	0	0	0	0.0	0	0	
LIPE, Sabine	14	47	61	40	0	37	28	1.3	14	8	33	41	33	0	26	20	1.3	14	14	
BRADSHAW, Tia	10	28	38	28	0	17	18	0.9	9	9	24	33	23	0	15	11	1.4	9	9	
KHLOPKOVA, Arina	7	15	22	18	0	4	11	0.4	8	6	10	16	13	0	3	10	0.3	6	6	
APSITE, Dagne	1	1	2	8	0	0	8	0.0	5	1	1	2	7	0	0	8	0.0	5	5	
FONTANA, Brenda	8	12	20	7	0	8	12	0.7	7	4	6	10	2	0	4	4	1.0	7	7	
Totals	278	538	816	403	2	343	349	1.0	92	214	411	625	315	1	271	259	1.0	92	92	
Opponent	224	544	768	415	4	265	406	0.7	83	178	408	586	315	2	204	305	0.7	74	74	



2020-21 STATISTICS

Team Statistics

	UTEP	OPP
Scoring	1611	1477
Points per game	70.0	64.2
Scoring margin	+5.8	-
Field goals-att	607-1399	537-1266
Field goal pct	.434	.424
3 point fg-att	142-437	125-371
3-point FG pct	.325	.337
3-pt FG made per game	6.2	5.4
Free throws-att	255-401	278-408
Free throw pct	.636	.681
F-Throws made per game	11.1	12.1
Rebounds	816	768
Rebounds per game	35.5	33.4
Rebounding margin	+2.1	-
Assists	343	265
Assists per game	14.9	11.5
Turnovers	349	406
Turnovers per game	15.2	17.7
Turnover margin	+2.5	-
Assist/turnover ratio	1.0	0.7
Steals	173	167
Steals per game	7.5	7.3
Blocks	28	75
Blocks per game	1.2	3.3
Winning streak	1	-
Home win streak	1	-
Attendance	2213	3098
Home games-Avg/Game	12-184	11-282
Neutral site-Avg/Game	-	0-0

Score by Periods

Team	1st	2nd	3rd	4th	OT	TOT
UTEP	401	388	384	403	35	1611
Opponents	405	377	332	344	19	1477



2020-21 STATISTICS



2020-21 UTEP Women's Basketball Player Highs Analysis All games

UTEP - Individual Game Highs

POINTS	25		Katia Gallegos vs New Mexico St. (11/25/2020)
	22		Isis Lopes at FIU (02/12/2021)
	22		Katia Gallegos vs Southern Miss. (01/02/2021)
	22		Katia Gallegos vs New Mexico St. (12/02/2020)
	21		Katia Gallegos vs North Texas (01/16/2021)
FIELD GOALS MADE	9		Michelle Pruitt at FIU (02/13/2021)
	9		Katia Gallegos vs New Mexico St. (11/25/2020)
FIELD GOAL ATTEMPTS	23		Katia Gallegos vs New Mexico St. (11/25/2020)
	20		Katia Gallegos vs Fla. Atlantic (02/21/2021)
FIELD GOAL PERCENTAGE (min 5 made)	1.000	(6-6)	Michelle Pruitt vs UTSA (01/28/2021)
	.857	(6-7)	Dejanae Roebuck vs Southern Miss. (01/02/2021)
3 PT FG MADE	6		Isis Lopes at FIU (02/12/2021)
	5		Katia Gallegos vs Fla. Atlantic (02/22/2021)
3 PT FG ATTEMPTS	10		Destiny Thurman at Utah St. (12/13/2020)
	8		Katia Gallegos vs Fla. Atlantic (02/21/2021)
	8		Isis Lopes at FIU (02/12/2021)
	8		Isis Lopes at Louisiana Tech (01/22/2021)
3 PT FG PERCENTAGE (min 2 made)	1.000	(3-3)	Dejanae Roebuck vs Southern Miss. (01/02/2021)
	1.000	(2-2)	Destiny Thurman at Charlotte (02/27/2021)
	1.000	(2-2)	Katia Gallegos at FIU (02/13/2021)
	1.000	(2-2)	Dejanae Roebuck at FIU (02/13/2021)
	1.000	(2-2)	Isis Lopes at UTSA (01/30/2021)
	1.000	(2-2)	Isis Lopes vs Southern Miss. (01/01/2021)
FREE THROWS MADE	7		Dejanae Roebuck vs Fla. Atlantic (02/22/2021)
	7		Avery Crouse at Louisiana Tech (01/22/2021)
	7		Avery Crouse vs Southern Miss. (01/01/2021)
	7		Katia Gallegos vs New Mexico St. (11/25/2020)
FREE THROW ATTEMPTS	10		Katia Gallegos vs New Mexico St. (11/25/2020)
	9		Dejanae Roebuck vs Fla. Atlantic (02/22/2021)
	9		Michelle Pruitt vs UAB (02/06/2021)
FREE THROW PERCENTAGE (min 3 made)	1.000	(7-7)	Avery Crouse at Louisiana Tech (01/22/2021)
	1.000	(7-7)	Avery Crouse vs Southern Miss. (01/01/2021)
	1.000	(4-4)	Destiny Thurman at Louisiana Tech (01/23/2021)
	1.000	(4-4)	Elina Arike vs New Mexico St. (12/02/2020)
	1.000	(3-3)	Avery Crouse at Charlotte (02/27/2021)
	1.000	(3-3)	Katia Gallegos at Charlotte (02/26/2021)
REBOUNDS	13		Michelle Pruitt vs UAB (02/06/2021)
	12		Michelle Pruitt at Louisiana Tech (01/22/2021)
ASSISTS	7		Katia Gallegos at FIU (02/13/2021)
	7		Katia Gallegos vs North Texas (01/15/2021)
STEALS	5		Katia Gallegos vs New Mexico St. (12/02/2020)
	4		Katia Gallegos vs Fla. Atlantic (02/21/2021)
	4		Destiny Thurman vs Southern Miss. (01/01/2021)
	4		Avery Crouse at Utah St. (12/13/2020)
	4		Dejanae Roebuck vs New Mexico St. (12/02/2020)
BLOCKED SHOTS	3		Dejanae Roebuck at Utah St. (12/13/2020)
	2		Elina Arike at FIU (02/12/2021)
	2		Elina Arike at UTSA (01/30/2021)
	2		Dejanae Roebuck vs Southern Miss. (01/02/2021)
TURNOVERS	7		Katia Gallegos at FIU (02/12/2021)
	7		Katia Gallegos vs New Mexico St. (11/25/2020)
FOULS	5		Avery Crouse vs Fla. Atlantic (02/22/2021)
	5		Destiny Thurman at Northern Ariz. (12/17/2020)

2020-21 STATISTICS

Opponent - Individual Game Highs

POINTS	28		Iggy Allen vs Fla. Atlantic (02/21/2021)
	27		Jiselle Thomas at FIU (02/12/2021)
	25		Aaliyah Prince vs New Mexico St. (12/02/2020)
	24		Mariah Linney at Charlotte (02/27/2021)
	23		Octavia Jett-Wilson at Charlotte (02/27/2021)
	23		Margaret Whitley vs UAB (02/06/2021)
FIELD GOALS MADE	10		Jiselle Thomas at FIU (02/12/2021)
	10		Aaliyah Prince vs New Mexico St. (12/02/2020)
FIELD GOAL ATTEMPTS	21		Iggy Allen vs Fla. Atlantic (02/21/2021)
	20		Margaret Whitley vs UAB (02/05/2021)
FIELD GOAL PERCENTAGE (min 5 made)	.889	(8-9)	Melyia Grayson vs Southern Miss. (01/02/2021)
	.875	(7-8)	Sydne Wiggins at Rice (01/09/2021)
3 PT FG MADE	5		Mariah Linney at Charlotte (02/27/2021)
	4		Iggy Allen vs Fla. Atlantic (02/21/2021)
	4		Kyla Nelson at FIU (02/13/2021)
	4		Emmie Harris at Utah St. (12/13/2020)
	4		Soufia Inoussa vs New Mexico St. (11/25/2020)
3 PT FG ATTEMPTS	10		Margaret Whitley vs UAB (02/05/2021)
	9		Kyla Nelson at FIU (02/13/2021)
	9		Quincy Noble vs North Texas (01/15/2021)
	9		Jacey Bailey at Northern Ariz. (12/17/2020)
3 PT FG PERCENTAGE (min 2 made)	1.000	(4-4)	Soufia Inoussa vs New Mexico St. (11/25/2020)
	1.000	(2-2)	Adrianna Henderson vs New Mexico St. (11/25/2020)
FREE THROWS MADE	10		Margaret Whitley vs UAB (02/06/2021)
	8		Iggy Allen vs Fla. Atlantic (02/21/2021)
FREE THROW ATTEMPTS	14		Margaret Whitley vs UAB (02/06/2021)
	10		Iggy Allen vs Fla. Atlantic (02/21/2021)
FREE THROW PERCENTAGE (min 3 made)	1.000	(6-6)	Quincy Noble vs North Texas (01/15/2021)
	1.000	(6-6)	Jacquelyn Nakai at Northern Ariz. (12/17/2020)
	1.000	(6-6)	Jaaucklyn Moore vs Incarnate Word (11/28/2020)
	1.000	(5-5)	Mikayla Woods at UTSA (01/30/2021)
	1.000	(4-4)	Anna Larr Roberson at Louisiana Tech (01/23/2021)
	1.000	(4-4)	Lauren Schwartz at Rice (01/09/2021)
	1.000	(4-4)	Sydne Wiggins at Rice (01/08/2021)
	1.000	(4-4)	Jalise Smallwood vs Southern Miss. (01/02/2021)
	1.000	(4-4)	Adrianna Henderson vs New Mexico St. (12/02/2020)
	1.000	(4-4)	Soufia Inoussa vs New Mexico St. (12/02/2020)
REBOUNDS	17		Iggy Allen vs Fla. Atlantic (02/21/2021)
	11		Lindsey Dullard vs UAB (02/06/2021)
ASSISTS	5		Jada McMillian at Charlotte (02/26/2021)
	5		Margaret Whitley vs UAB (02/06/2021)
	5		Lauren Schwartz at Rice (01/08/2021)
	5		Miki'ala Maio at Northern Ariz. (12/17/2020)
	5		Faith Brantley at Utah St. (12/13/2020)
	5		Emmie Harris at Utah St. (12/13/2020)
STEALS	5		Iggy Allen vs Fla. Atlantic (02/21/2021)
	5		Starr Omozee vs Incarnate Word (11/28/2020)
BLOCKED SHOTS	6		Nancy Mulkey at Rice (01/09/2021)
	6		Nancy Mulkey at Rice (01/08/2021)
TURNOVERS	8		Iggy Allen vs Fla. Atlantic (02/21/2021)
	7		Keiunna Walker at Louisiana Tech (01/22/2021)

2020-21 STATISTICS



2020-21 UTEP Women's Basketball Category Leaders All games

Page 1/3
as of Feb 27, 2021

Points

##	Player	G	Pts	Pts/G
3	Gallegos, Katia	23	324	14.1
33	Pruitt, Michelle	23	217	9.4
15	Crouse, Avery	23	190	8.3
11	Lopes, Isis	19	185	9.7
5	Thurman, Destiny	20	176	8.8
22	Roebuck, Dejanae	23	168	7.3
21	Arike, Elina	23	106	4.6
13	Lipe, Sabine	22	94	4.3
12	Bradshaw, Tia	23	52	2.3
1	Khlopkova, Arina	21	41	2.0
55	Fontana, Brenda	18	24	1.3
31	Modawar, Tatyana	5	23	4.6
20	Apsite, Dagne	8	11	1.4

Scoring Average

##	Player	G	Pts	Pts/G
3	Gallegos, Katia	23	324	14.1
11	Lopes, Isis	19	185	9.7
33	Pruitt, Michelle	23	217	9.4
5	Thurman, Destiny	20	176	8.8
15	Crouse, Avery	23	190	8.3
22	Roebuck, Dejanae	23	168	7.3
21	Arike, Elina	23	106	4.6
31	Modawar, Tatyana	5	23	4.6
13	Lipe, Sabine	22	94	4.3
12	Bradshaw, Tia	23	52	2.3
1	Khlopkova, Arina	21	41	2.0
20	Apsite, Dagne	8	11	1.4
55	Fontana, Brenda	18	24	1.3

Field Goal Percentage

##	Player	FG	Att	Pct
20	Apsite, Dagne	5	8	.625
33	Pruitt, Michelle	92	158	.582
11	Lopes, Isis	72	152	.474
22	Roebuck, Dejanae	63	135	.467
55	Fontana, Brenda	10	22	.455
3	Gallegos, Katia	120	266	.451
31	Modawar, Tatyana	8	18	.444
21	Arike, Elina	47	113	.416
5	Thurman, Destiny	66	175	.377
15	Crouse, Avery	63	168	.375
13	Lipe, Sabine	32	88	.364
1	Khlopkova, Arina	12	39	.308
12	Bradshaw, Tia	17	57	.298

Field Goal Attempts

##	Player	G	Att	Att/G
3	Gallegos, Katia	23	266	11.6
5	Thurman, Destiny	20	175	8.8
15	Crouse, Avery	23	168	7.3
33	Pruitt, Michelle	23	158	6.9
11	Lopes, Isis	19	152	8.0

Field Goals Made

##	Player	G	Made	Made/G
3	Gallegos, Katia	23	120	5.2
33	Pruitt, Michelle	23	92	4.0
11	Lopes, Isis	19	72	3.8
5	Thurman, Destiny	20	66	3.3
15	Crouse, Avery	23	63	2.7



2020-21 STATISTICS



2020-21 UTEP Women's Basketball
Category Leaders
All games

Page 2/3
as of Feb 27, 2021

3-Point FG Percentage

##	Player	3FG	Att	Pct
20	Apsite, Dagne	1	2	.500
11	Lopes, Isis	30	75	.400
3	Gallegos, Katia	37	104	.356
22	Roebuck, Dejanae	11	31	.355
5	Thurman, Destiny	24	73	.329
13	Lipe, Sabine	12	38	.316
15	Crouse, Avery	15	50	.300
1	Khlopkova, Arina	7	26	.269
31	Modawar, Tatyana	1	4	.250
12	Bradshaw, Tia	3	17	.176
21	Arike, Elina	1	15	.067

3-Point FG Attempts

##	Player	G	Att	Att/G
3	Gallegos, Katia	23	104	4.5
11	Lopes, Isis	19	75	3.9
5	Thurman, Destiny	20	73	3.7
15	Crouse, Avery	23	50	2.2
13	Lipe, Sabine	22	38	1.7

3-Point FG Made

##	Player	G	Made	Made/G
3	Gallegos, Katia	23	37	1.6
11	Lopes, Isis	19	30	1.6
5	Thurman, Destiny	20	24	1.2
15	Crouse, Avery	23	15	0.7
13	Lipe, Sabine	22	12	0.5

Free Throw Percentage

##	Player	Made	Att	Pct
13	Lipe, Sabine	18	22	.818
12	Bradshaw, Tia	15	19	.789
11	Lopes, Isis	11	15	.733
22	Roebuck, Dejanae	31	45	.689
3	Gallegos, Katia	47	70	.671
5	Thurman, Destiny	20	30	.667
15	Crouse, Avery	49	75	.653
1	Khlopkova, Arina	10	16	.625
31	Modawar, Tatyana	6	10	.600
33	Pruitt, Michelle	33	63	.524
21	Arike, Elina	11	24	.458
55	Fontana, Brenda	4	12	.333

Free Throw Attempts

##	Player	G	Att	Att/G
15	Crouse, Avery	23	75	3.3
3	Gallegos, Katia	23	70	3.0
33	Pruitt, Michelle	23	63	2.7
22	Roebuck, Dejanae	23	45	2.0
5	Thurman, Destiny	20	30	1.5

Free Throws Made

##	Player	G	Made	Made/G
15	Crouse, Avery	23	49	2.1
3	Gallegos, Katia	23	47	2.0
33	Pruitt, Michelle	23	33	1.4
22	Roebuck, Dejanae	23	31	1.3
5	Thurman, Destiny	20	20	1.0

Rebounds

##	Player	G	Reb	Reb/G
33	Pruitt, Michelle	23	153	6.7
15	Crouse, Avery	23	105	4.6
3	Gallegos, Katia	23	102	4.4
22	Roebuck, Dejanae	23	76	3.3
13	Lipe, Sabine	22	61	2.8

Assists

##	Player	G	Ast	Ast/G
3	Gallegos, Katia	23	107	4.7
15	Crouse, Avery	23	42	1.8
13	Lipe, Sabine	22	37	1.7
11	Lopes, Isis	19	36	1.9
5	Thurman, Destiny	20	26	1.3

Rebounds Average

##	Player	G	Reb	Reb/G
33	Pruitt, Michelle	23	153	6.7
15	Crouse, Avery	23	105	4.6
3	Gallegos, Katia	23	102	4.4
31	Modawar, Tatyana	5	17	3.4
22	Roebuck, Dejanae	23	76	3.3

Steals

##	Player	G	Stl	Stl/G
3	Gallegos, Katia	23	38	1.7
5	Thurman, Destiny	20	24	1.2
15	Crouse, Avery	23	24	1.0
22	Roebuck, Dejanae	23	22	1.0
11	Lopes, Isis	19	18	0.9



2020-21 STATISTICS



2020-21 UTEP Women's Basketball Category Leaders All games

Page 3/3
as of Feb 27, 2021

Offensive Rebounds

##	Player	G	OReb	OReb/G
33	Pruitt, Michelle	23	72	3.1
22	Roebuck, Dejanae	23	30	1.3
21	Arike, Elina	23	26	1.1
3	Gallegos, Katia	23	19	0.8
15	Crouse, Avery	23	19	0.8

Blocked Shots

##	Player	G	Blk	Blk/G
22	Roebuck, Dejanae	23	6	0.3
21	Arike, Elina	23	6	0.3
3	Gallegos, Katia	23	4	0.2
33	Pruitt, Michelle	23	4	0.2
11	Lopes, Isis	19	3	0.2

Defensive Rebounds

##	Player	G	DReb	DReb/G
15	Crouse, Avery	23	86	3.7
3	Gallegos, Katia	23	83	3.6
33	Pruitt, Michelle	23	81	3.5
13	Lipe, Sabine	22	47	2.1
22	Roebuck, Dejanae	23	46	2.0

Minutes

##	Player	G	Min	Min/G
3	Gallegos, Katia	23	757	32:55
15	Crouse, Avery	23	625	27:12
11	Lopes, Isis	19	489	25:44
5	Thurman, Destiny	20	485	24:16
33	Pruitt, Michelle	23	484	21:01

Fouls

##	Player	G	PF	PF/G
15	Crouse, Avery	23	70	3.0
5	Thurman, Destiny	20	48	2.4
3	Gallegos, Katia	23	46	2.0
22	Roebuck, Dejanae	23	46	2.0
13	Lipe, Sabine	22	40	1.8

Turnovers

##	Player	G	TO	TO/G
3	Gallegos, Katia	23	70	3.0
33	Pruitt, Michelle	23	43	1.9
15	Crouse, Avery	23	41	1.8
22	Roebuck, Dejanae	23	31	1.3
5	Thurman, Destiny	20	28	1.4

Foul Outs

##	Player	G	FO
5	Thurman, Destiny	20	1
15	Crouse, Avery	23	1

