

RICE OWLS

2021 FOOTBALL

2021 SCHEDULE



GAME 11



RICE (3-7, 2-4 C-USA)

| DATE | TV | RESULT/TIME |
|---------------------|-------|------------------------|
| SEPTEMBER | | |
| 4 at Arkansas | SECN+ | L, 17-38 |
| 11 Houston | CBSSN | L, 7-44 |
| 18 at Texas | LHN | L, 0-58 |
| 25 Texas Southern | ESPN3 | W, 48-34 |
| OCTOBER | | |
| 2 Southern Miss * | ESPN3 | W, 24-19 |
| 16 at UTSA * | ESPN+ | L, 0-45 |
| 23 at UAB * | ESPN+ | W, 30-24 |
| 30 North Texas * | ESPN3 | L, 24-30 ^{OT} |
| NOVEMBER | | |
| 6 at Charlotte * | ESPN+ | L, 24-31 ^{OT} |
| 13 WKU * | ESPN+ | L, 21-42 |
| 20 at UTEP * | ESPN+ | 3 p.m. |
| 27 Louisiana Tech * | ESPN+ | 12 p.m. |

* Conference USA game

RICE (3-7, 2-4 C-USA)

AT

UTEP (6-4, 3-3 C-USA)

NOVEMBER 20, 2021 / 3 P.M. / EL PASO, TEXAS

SUN BOWL (46,670)

TV: ESPN+

Erik Elken (play by play), Trevor Vittatoe (analyst)

AUDIO: RICEOWLS.COM/RICE MOBILE APP

Play-by-Play: J.P. Heath, Analyst: Nate Griffin. Sidelines: David Pillen

RICE ATHLETIC COMMUNICATIONS

Twitter

@RiceFootball | @RiceAthletics

Facebook

Facebook.com/RiceOwlsFootball

Football Contact | **Chuck Pool**

Office Number | **713-348-5775**

Cell Number | **832-244-6476**

Email | **cpool@rice.edu**

Athletic Comms. Fax | **713-348-6019**

Rice Stadium Press Box | **713-348-5638**

Online | **RiceOwls.com**

RICE

| | |
|-----------------------------|----------------|
| 2021 Record: | 3-7 |
| 2021 Conference USA Record: | 2-4 |
| Dunlevie Family Head Coach: | Mike Bloomgren |
| Record at Rice: | 10-30 (4th) |
| Career Record: | 10-30 (4th) |
| Bloomgren vs. UTEP: | 1-1 |

STAT LEADERS

RUSHING: Ari Broussard
102 ATT, 533 YDS, 2 TDS, 5.2 YPC, 53.3 YPG

PASSING: Jake Constantine
112 CMP, 181 ATT, 1,439 YDS, 6 TD/7 INT, 205.6 YPG

RECEIVING: Jake Bailey
51 REC, 656 YDS, 2 TDS, 12.9 YPC, 65.6 YPG

TACKLES: Antonio Montero
60 TKLS; 2.5 SACKS; 8.5 TFL; 2 PBU; 1 QBH; 1 FF; 1 FR

UTEP

| | |
|--------------------|-------------|
| 2021 Record: | 6-4 |
| 2021 C-USA Record: | 3-3 |
| Head Coach: | Dana Dimel |
| Record at UTEP: | 11-31 (4th) |
| Career Record: | 41-70 (9th) |
| Dimel vs. Rice: | 3-3 |

STAT LEADERS

RUSHING: Ronald Awatt
131 ATT, 673 YDS, 5 TDS, 5.1 YPC, 67.3 YPG

PASSING: Gavin Hardison
142 CMP, 263 ATT, 2,395 YDS, 14 TDS/10 INTS, 239.5 YPG

RECEIVING: Jacob Cowing
51 REC, 1,097 YDS, 5 TDS, 21.5 YPC, 109.7 YPG

TACKLES: Dy'vonne Inyang
33 TKLS; 1.0 SACK; 3.0 TFLS; 2 INTS; 3 PBU; 1 FR

TABLE OF CONTENTS

| | | | |
|---------------------------|----|-------------------------|----|
| Depth Chart..... | 1 | HC Mike Bloomgren | 19 |
| Game Notes..... | 4 | Scoring Drives..... | 21 |
| Career Games/Starts | 7 | Superlatives..... | 24 |
| Starters | 9 | 2021 Stats..... | 26 |
| Owls in the NFL..... | 11 | 2021 Box Scores..... | 40 |
| The Last Time | 12 | | |
| Roster..... | 14 | | |
| Career Stats..... | 16 | | |
| Career Highs..... | 18 | | |

INSIDE THE SERIES

- This is the 24th meeting between Rice and UTEP with Rice holding a 15-8 lead (6-5 in El Paso, 9-3 in Houston, 11-4 as members of C-USA).
- The 11 wins vs. UTEP and the five wins at the Sun Bowl since 2005 are the Owls best vs. C-USA opponents.
- Jeremy Eddington's 97-yard kickoff return at the Sun Bowl in the final regular season game of 2012 sealed a 33-24 win for the Owls. The win also capped a streak of five wins over the last six games to clinch a berth in the Armed Forces Bowl.
- The Owls won 31-14 in El Paso in 2017 one week after they were finally able to return to Houston due to Hurricane Harvey. They had opened the 2017 season by facing Stanford (and Rice head coach Mike Bloomgren) in Sydney, Australia and then spent most of the following week in Ft. Worth until returning home at the end of the week.
- Chase Clement was responsible for 8 touchdowns and earned a helmet sticker from ESPN after engineering an improbable 56-48 win over the Miners in 2007, leading the Owls to 28 points in the 4th quarter to overcome a 20-point deficit.



UTEP TWO-DEEP

OFFENSE

| | |
|---------------|------------------------------------|
| WR (Z) | 88 August Pitre III (6-2, 181) |
| | 16 Andrew Mason (5-10, 160) |
| TE | 87 Jack Bradley (6-5, 258) |
| | 82 Jaeger Bull (6-4, 236) |
| LT | 71 Clay Servin (6-4, 300) |
| | 63 Brandt Peterson (6-6, 291) |
| LG | 73 Cole Garcia (6-5, 329) |
| | 62 Faae Pepe (6-4, 330) |
| C | 58 Shea Baker (6-1, 311) |
| | 52 Braedon Nutter (6-3, 303) |
| RG | 52 Braedon Nutter (6-3, 303) |
| | 78 Ethan Onianwa (6-6, 300) |
| RT | 70 Jovaun Woolford (6-5, 298) |
| | 75 Derek Ferraro (6-6, 303) |
| QB | 10 Jake Constantine (6-2, 200) |
| | 12 Luke McCaffrey (6-2, 200) |
| HB | 30 Ari Broussard (6-0, 215) |
| | 6 Khalan Griffin (5-10, 215) |
| FB | 85 Brendan Suckley (6-2, 252) |
| | 32 Jerry Johnson III (6-1, 232) |
| WR (X) | 4 Cedric Patterson III (5-10, 180) |
| | 84 Bennett Mecom (6-3, 197) |
| WR (F) | 11 Jake Bailey (5-10, 180) |
| | 16 Andrew Mason (5-10, 160) |

DEFENSE

| | |
|------------------|---------------------------------|
| DE | 7 Trey Schuman (6-2, 261) |
| | 18 Miles Adams (6-4, 238) |
| DT | 91 Ikenna Enechukwu (6-4, 266) |
| | 30 Elroyal Morris (6-3, 270) |
| NT | 92 Elijah Garcia (6-5, 302) |
| | 50 Izeya Floyd (6-2, 326) |
| OLB/RUSH | 10 Kenneth Orji (6-2, 253) |
| | 12 Josh Percy (6-2, 242) |
| OLB/VIPER | 9 Kirk Lockhart (5-11, 187) |
| | 41 Plae Wyatt (5-11, 200) |
| WILL | 6 Desmyn Baker (6-2, 230) |
| | 33 Myron Morrison (6-3, 206) |
| MIKE | 35 Aidan Siano (6-0, 225) |
| | 42 Kenny Seymour Jr (6-3, 225) |
| FS | 3 Naeem Smith (5-11, 197) |
| | 4 Prudy Calderon (5-11, 213) |
| SS | 26 Gabe Taylor (5-10, 186) |
| | 23 Isaiah Richardson (6-1, 198) |
| LCB | 25 Jordan Dunbar (5-11, 194) |
| | 15 Andrew Bird (6-1, 185) |
| RCB | 29 Sean Fresch (5-8, 170) |
| | 24 Miles McCord (6-1, 163) |

SPECIAL TEAMS

| | |
|-----------|-----------------------------------|
| PK | 31 Christian VanSickle (6-0, 198) |
| | 2 Collin Riccitelli (6-0, 198) |
| H | 9 TJ McMahon (6-0, 197) |
| | 99 Charlie Mendes (6-3, 195) |
| P | 99 Charlie Mendes (6-3, 195) |
| | 31 Christian VanSickle (6-0, 198) |
| LS | 34 Campbell Riddle (6-2, 226) |
| | 47 Thomas Thollen II (6-2, 228) |
| PR | 29 Sean Fresch (5-8, 170) |
| | 11 Jake Bailey (5-10, 180) |
| KR | 8 Juma Otoviano (5-10, 201) |
| | 29 Sean Fresch (5-8, 170) |

PRONUNCIATIONS

| No | Name | Pronunciation |
|----|----------------------|--------------------------|
| 5 | Chike Anigbogu | Cheek-ay Anah-bo-goo |
| 6 | Desmyn Baker | Dez-man |
| 82 | Jaegar Bull | Jay-ger |
| 4 | Prudy Calderon | Proo-dee |
| 17 | Treshawn Chamberlain | Tra-shawn |
| 2 | Tre'shon Devones | Tray-shon Dee-vhones |
| 34 | Terrence Ellis | Terrence |
| 91 | Ikenna Enechukwu | Ee-ken-ah En-neh-chu-kwu |
| 50 | Izeya Floyd | Eye-zay-ah |
| 6 | Khalan Griffin | Kay-Lin |
| 44 | Geron Hargon | Gare-in Har-gin |
| 98 | Van Heitmann | HIGHT-man |
| 53 | Mike Leone | Lee-own |
| 13 | Lamont Narcisse | Nar-cese |
| 20 | George Nyakwol | Nie-ah-kwall |
| 10 | Kenneth Orji | Oar-gee |
| 8 | Juma Otoviano | Ju-mah Oh-toe-vee-ah-no |
| 8 | Kebreyun Page | Key-bron |
| 88 | August Pitre III | Peet |
| 12 | Josh Percy | Pier-see |
| 2 | Collin Riccitelli | Rick-a-TELL-ee |
| 7 | Trey Schuman | Shoo-man |
| 3 | Naeem Smith | Nah-eem |
| 23 | Casey Tawa | Tah-Wuh |
| 70 | Jovaun Woolford | Juh-von |
| 41 | Plae Wyatt | Play |

GAME DAY ASSIGNMENTS

PRESS BOX



Mike Kershaw
Wide Receivers



Jim Jackson
Tight Ends



Collin Spencer
Safeties



Brian Smith
Def. Coord./
Linebackers



Cedric Calhoun
Defensive Line



Sanders Davis
Offensive Line



Marques Tuiasopopo
Offensive Coord./
Quarterbacks



Chris Monfietto
Special Teams
Coordinator



Robbie Picazo
Running Backs



Gerard Wilcher
Cornerbacks

FIELD



2021 STATISTICAL RANKINGS

| Category | RICE | | | UTEP | | |
|--------------------------------|--------|----------|-------|--------|----------|-------|
| | Actual | FBS Rank | C-USA | Actual | FBS Rank | C-USA |
| Rushing Offense | 146.1 | 80 | 9 | 150.1 | 74 | 6 |
| Passing Offense | 208.3 | 93 | 11 | 240.4 | 61 | 7 |
| Total Offense | 354.4 | 100 | 12 | 390.5 | 76 | 9 |
| Scoring Offense | 19.5 | 117 | 13 | 23.9 | 98 | 11 |
| Rushing Defense | 170.8 | 92 | 11 | 124.0 | 29 | 4 |
| Pass Efficiency Defense | 149.23 | 109 | 11 | 118.37 | 22 | |
| Total Defense | 432.4 | 104 | 11 | 334.6 | 27 | 3 |
| Scoring Defense | 36.5 | 120 | 13 | 22.7 | 43 | 4 |
| Net Punting | 35.60 | 120 | 14 | 36.52 | 111 | 11 |
| Punt Returns | 5.12 | 105 | 13 | 5.95 | 93 | 11 |
| Kickoff Returns | 21.48 | 54 | 9 | 17.04 | 114 | 14 |
| Turnover Margin | -0.50 | 106 | 9 | -0.60 | 112 | 11 |
| Pass Defense | 261.6 | 109 | 11 | 210.6 | 40 | 3 |
| Passing Efficiency | 126.80 | 95 | 11 | 136.72 | 71 | 10 |
| Sacks pg | 2.10 | 70 | 7 | 2.10 | 70 | 7 |
| Tackles For Loss | 4.4 | 103 | 13 | 6.4 | 28 | 3 |
| Sacks Allowed | 2.60 | 91 | 9 | 1.30 | 20 | 3 |
| Fumbles Recovered | 5 | 69 | 11 | 5 | 69 | 11 |
| Fumbles Lost | 6 | 72 | 6 | 7 | 94 | 8 |
| Passes Intercepted | 10 | 31 | 4 | 7 | 78 | 8 |
| Interceptions Thrown | 14 | 123 | 14 | 11 | 102 | 7 |
| Turnovers Gained | 15 | 44 | 7 | 12 | 82 | 12 |
| Turnovers Lost | 20 | 119 | 12 | 18 | 104 | 9 |
| Fewest Penalties pg | 7.50 | 110 | 10 | 8.30 | 122 | 12 |
| Fewest Yards Penalized pg | 62.40 | 95 | 9 | 78.10 | 125 | 13 |
| Punt Return Yardage Defense | 7.75 | 67 | 4 | 10.36 | 100 | 10 |
| Kickoff Return Yardage Defense | 23.43 | 102 | 12 | 22.64 | 93 | 10 |
| 3rd Down Conversions | .363 | 94 | 10 | .336 | 115 | 12 |
| 4th Down Conversions | .636 | 33 | 3 | .700 | 12 | 1 |
| 3rd Down Conv. Defense | .404 | 82 | 10 | .315 | 12 | 2 |
| 4th Down Conv. Defense | .643 | 109 | 14 | .481 | 57 | 6 |
| Red Zone Offense | .697 | 124 | 12 | .800 | 92 | 8 |
| Red Zone Defense | .833 | 70 | 8 | .690 | 8 | 4 |
| First Downs | 194 | 97 | 9 | 178 | 111 | 10 |
| Time of Possession | 34:00 | 9 | 1 | 32:41 | 12 | 2 |

CONFERENCE USA

2021 STANDINGS

| East Division | C-USA | | | Overall | | |
|------------------|-------|---|------|---------|---|------|
| | W | L | Pct. | W | L | Pct. |
| WKU | 5 | 1 | .833 | 6 | 4 | .600 |
| Marshall | 4 | 2 | .667 | 6 | 4 | .600 |
| Charlotte | 3 | 3 | .500 | 5 | 5 | .500 |
| Florida Atlantic | 3 | 3 | .500 | 5 | 5 | .500 |
| Middle Tennessee | 3 | 3 | .500 | 5 | 5 | .500 |
| Old Dominion | 3 | 3 | .500 | 4 | 6 | .400 |
| FIU | 0 | 6 | .000 | 1 | 9 | .100 |

| West Division | C-USA | | | Overall | | |
|----------------|-------|------|-------|---------|------|-------|
| | L | Pct. | W | L | Pct. | |
| UTSA | 6 | 0 | 1.000 | 10 | 0 | 1.000 |
| UAB | 5 | 1 | .833 | 7 | 3 | .700 |
| North Texas | 3 | 3 | .500 | 4 | 6 | .400 |
| UTEP | 3 | 3 | .500 | 6 | 4 | .600 |
| Louisiana Tech | 2 | 4 | .333 | 3 | 7 | .300 |
| Rice | 2 | 4 | .333 | 3 | 7 | .300 |
| Southern Miss | 0 | 6 | .000 | 1 | 9 | .100 |

UPCOMING SCHEDULE (ALL TIMES CT)

Friday, November 19

*Southern Miss at Louisiana Tech ^{CBSSN} 7 p.m.

Saturday, November 20

*Florida Atlantic at WKU ^{Stadium} 11 a.m.

*UAB at UTSA ^{ESPN+} 2:30 p.m.

*Marshall at Charlotte ^{Stadium} 2:30 p.m.

*Old Dominion at Middle Tennessee ^{ESPN+} 2:30 p.m.

*Rice at UTEP ^{ESPN+} 3 p.m.

*North Texas at FIU ^{ESPN3} 6 p.m.

RICE FUTURE SCHEDULES

2022

| | |
|------|---------------|
| 9/3 | @USC |
| 9/10 | McNeese State |
| 9/17 | Louisiana |
| 9/24 | @Houston |

2023

| | |
|------|----------------|
| 9/2 | @Texas |
| 9/9 | Houston |
| 9/16 | Texas Southern |
| 9/29 | @BYU |

2024

| | |
|--------|-------------------|
| 8/31 - | Sam Houston State |
| 9/07 | @LSU |
| 10/5 | Army |

RICE'S 2021 RECORD WHEN ...

| | | | |
|--------------------------------------|-----|--|-----|
| Overall | 3-7 | Trailing at halftime | 0-6 |
| Conference USA | 2-4 | Tied at halftime | 0-0 |
| Home | 2-3 | Leading after third quarter | 3-1 |
| Away | 1-4 | Trailing after third quarter | 0-5 |
| Neutral Site | 0-0 | Tied after third quarter | 0-1 |
| Current Streak | L3 | Overtime | 0-2 |
| Current Home Streak | L2 | Scoring less than 20 points | 0-4 |
| Current Road Streak | L1 | Scoring 20-29 points | 1-3 |
| Day Games | 2-4 | Scoring 30 or more points | 2-0 |
| Night Games | 1-3 | Allowing less than 20 points | 1-0 |
| On Television | 3-7 | Allowing 20-29 points | 1-0 |
| CBS Sports Network | 0-1 | Allowing 30 or more points | 1-7 |
| ESPN3 | 2-0 | With a 100-yard rusher | 1-1 |
| ESPN+ | 1-5 | Allowing a 100-yard rusher | 0-3 |
| Longhorn Network | 0-1 | With a 300-yard passer | 0-1 |
| In September | 1-3 | Allowing a 300-yard passer | 2-1 |
| In October | 2-2 | Outgaining opponent | 1-2 |
| In November | 0-2 | Opponent outgains | 2-5 |
| In December | 0-0 | 300 or more yards of total offense | 3-4 |
| vs. Top 25 Teams (AP) | 0-0 | Allowing 300 or more yards total offense | 3-7 |
| vs. Unranked Opponents | 3-7 | No turnovers | 1-1 |
| On Natural Grass | 0-0 | One to three turnovers | 2-5 |
| On Artificial Turf | 3-7 | More than three turnovers | 0-1 |
| Scoring first | 3-0 | No takeaways | 0-3 |
| Opponent scores first | 0-7 | One to three takeaways | 2-3 |
| Scoring on opening drive | 2-0 | More than three takeaways | 1-1 |
| Opponent scores on opening drive | 0-4 | Committing fewer turnovers | 1-1 |
| Controlling time of possession | 3-6 | Turnovers are equal | 1-2 |
| Opponent controls time of possession | 0-1 | Committing more turnovers | 1-4 |
| Leading after first quarter | 1-0 | | |
| Trailing after first quarter | 1-7 | | |
| Tied after first quarter | 1-0 | | |
| Leading at halftime | 3-1 | | |

RICE QUICK FACTS

Location | **Houston, Texas 77005**
 Founded | **1891**
 Enrollment | **8,480**
 Nickname | **Owls**
 Mascot | **Sammy the Owl**
 Colors | **Blue (281c) and Gray (424c)**
 Conference | **Conference USA**
 Stadium | **Rice Stadium (47,000)**
 Playing Surface | **AstroTurf Rootzone 3D3**
 President | **David Leebron (Harvard, '76)**
 Athletics Director | **Joe Karlgaard (Stanford, '96)**
 Rice Athletics Phone Number | **713-348-6920**
 Rice Football Phone Number | **713-348-6900**
 Ticket Office Phone Number | **713-348-OWLS**

2021 TEAM INFORMATION

Starters Returning/Lost | **22/3**

Offense | **9/2**
 Defense | **10/1**
 Specialists | **3/0**

Lettermen Returning/Lost | **88/14**

Offense | **42/6**
 Defense | **43/7**
 Specialists | **3/1**

*as of 9/1.2021

RDA DAY SATURDAY

Conference USA and its members will celebrate 2021 Hall of Fame inductee Russel D. Anderson during all league football games this weekend. Russ was a dedicated member of the Conference USA staff for more than 25 years until his sudden passing in April 2021. He was selected to the C-USA Hall of Fame in July.

Teams are wearing helmet stickers this week in his honor.

In honor of Russ and his contributions to college athletics, the Russell D. Anderson Memorial fund

has been established by his family together with Conference USA. The fund will be used to support development and opportunities for those pursuing careers in sports communications.

To donate, head to <https://conferenceusa.com/sports/2021/4/6/in-memory-RDA.aspx>.



C-USA

Rice is 55-75 (.423) in Conference USA since joining the league in 2005. Rice has an overall mark of 31-33 in Conference USA at Rice Stadium, 0-1 at NRG Stadium and 24-41 on the road. The Owls have won seven of their last 12 conference games, including five of the last seven away from Rice Stadium.

ON THE CLOCK

Rice and UTEP head into Saturday's game as the top two teams in C-USA in terms of time of possession. The Owls have averaged 33:58 per game while the Miners have held on to the ball 32:40.

INTERIOR DEFENSE

Super Senior DT Elijah Garcia is second on the team with a career-best 55 tackles and leads the team with 24 total quarterback pressures per PFF (sacks, hits and hurries). His 55 tackles this year are the most by an Owls interior defender since 2013 when Christian Covington compiled 59 in 14 games. The last interior defender with more than 59 tackles was Matt Sign, who finished the 1992 season with 66. Garcia has 178 career tackles in 49 games, the most of any active interior defender in C-USA.

THE LONG AND SHORT OF IT

Jordan Myers has scored eight times on the ground for the Owls this year, needing only to cover one yard seven times while is eighth was a 64-yard jaunt vs. Texas Southern. Myers' eight rushing TDs are the most since Austin Walters had eight in 2019. The last Owl to score more than eight times on the ground was Darik Dillard with 11 in 2014. His 11 scores are tied for sixth on the Rice career chart.

CENTURY MARKS

August Pitre III posted Rice's fifth 100-yard receiving day of the year, finishing with a career-high 133 vs. WKU. The last time the Owls had receivers top 100 yards five times in a season was 2019. They had six in 2014 and 17 in 2008. Jake Bailey became the third Rice receiver to top 100 yards in a game this year with his career-best 143 yards on 10 receptions against North Texas and matched that effort at Charlotte. Cedric Patterson III totaled 108 vs. Texas Southern while Pitre matched him with 108 at UAB and then added 133 vs. WKU. They are the first trio to top 100 yards receiving in a season for the Owls since 2015 (Dennis Parks, 163; Nate German, 138; Zach Wright 116). Bailey's 143 yards matched Austin Trammell's 2020 effort at Southern Miss as the 10th best receiving output for an Owl in C-USA play. His back-to-back games with 143 yard receiving, matched Austin Trammell's efforts vs. Southern Miss and North Texas last year.

CONFERENCE CATCHES

Jake Bailey has 35 receptions in C-USA action, which ranks fifth in the conference. His 30 receptions in conference play are the most since Bradley Rozner finished the 2019 season with 40. James Casey's 77 receptions in 2008 are the most by an Owl in C-USA action, followed by Jarett Dillard's 60 in 2007 and 51 in 2008.

STARTING WITH THE COIN TOSS IN 2021

| Opponent | Captain | Captain | Captain | Captain | Captain | Coin Toss | Kick/Receive | First Offensive Possession | First Defensive Possession | Jersey | Pants | Outcome |
|----------------|---------|---------|---------|---------|---------|----------------|--------------|----------------------------|----------------------------|--------|-------|------------------------|
| at Arkansas | Green | Myers | Schuman | Smith | Riddle | Rice | Kick | Punt | Punt | White | Blue | L, 17-38 |
| Houston | Green | Myers | Schuman | Smith | Riddle | Houston | Kick | Punt | Touchdown | Blue | White | L, 7-44 |
| at Texas | Green | Myers | Schuman | Smith | Riddle | Rice | Kick | Punt | Touchdown | White | White | L, 0-58 |
| Texas Southern | Green | Myers | Schuman | Smith | Riddle | Texas Southern | Kick | Touchdown | Punt | Blue | White | W, 48-34 |
| Southern Miss | Green | Myers | Schuman | Smith | Riddle | Rice | Kick | Interception | Touchdown | Gray | Blue | W, 24-19 |
| at UTSA | Green | Myers | Schuman | Smith | Riddle | Rice | Kick | Punt | Touchdown | White | Gray | L, 0-45 |
| at UAB | Green | Myers | Schuman | Smith | Riddle | UAB | Kick | Touchdown | Fumble | White | White | W, 30-24 |
| North Texas | Green | Myers | Schuman | Smith | Riddle | Rice | Kick | Punt | Field Goal | Blue | Gray | L, 24-30 ^{OT} |
| at Charlotte | Green | Myers | Schuman | Smith | Riddle | Rice | Kick | Missed FG | Punt | White | Blue | L, 24-31 ^{OT} |
| WKU | Green | Myers | Schuman | Smith | Riddle | WKU | Receive | Fumble | Interception | Blue | Blue | L, 21-42 |
| at UTEP | | | | | | | | | | | | |
| Louisiana Tech | | | | | | | | | | | | |



STREAK BREAKERS

Rice handed UAB its first home loss in a conference game since the program restarted in 2017. The Blazers had won 15 consecutive conference home games prior to Saturday. Rice's last two road wins have snapped notable streaks for the hosts. The Owls ended a 10-game conference winning streak for Marshall in 2020 with their 20-0 win.

PILFERINGS

Rice has 10 interceptions this season, which ranks fourth in the conference and are the most since they finished 2013 with 14 on their way to winning the C-USA title. A total of six Owls have an interception this season, matching the total from last year. The last time they had more than six players with an interception in a season was in 2014 when seven players picked off at least one pass.

SETTING 'EM BACK

Through 10 games, Rice defenders have 21 sacks, the most since they finished 2017 with 28.

SENDING THEM BACK

Miles Adams' block of a Charlotte field goal was the third blocked kick by the Owls this year (Kenneth Orji, punt at Arkansas; Sean Fresch FG vs. Southern Miss). The last time Rice had three blocks in a season was 2015 and the last time they had more than three was in 2013 when they blocked five.

DOUBLING UP

Kirk Lockhart became the sixth Owl to record a double figure tackle game this season when he led the Owls with 10 vs. WKU. Josh Percy (11) and Trey Schuman (10) each recorded their first double-digit tackle game vs. Southern Miss, Antonio Montero topped double figures in each of the first two games, Treshawn Chamberlain had 11 at Arkansas and Gabe Taylor 10 at UAB. In addition, two other 2021 Owls have topped that mark at least once in their careers (George Nyakwol 2018; Kenneth Orji 2019).

ANOTHER NEW FACE

Jake Constantine is the 11th different signal caller to start at least one game for Rice since 2017. Rice has started three different quarterbacks in 2017, 2018, 2019 and this season in addition to starting a pair in five games in 2020. Tyler Stehling started 11 of the first 12 in 2016 before suffering an injury in the 11th game that season. Driphus Jackson is the last QB to start an entire season for the Owls (12 games in 2015) and made 25 consecutive starts at QB from 2014-15.

QB Starts since 2017

| | |
|---------------------|----|
| 1. Wiley Green | 13 |
| 2. Shawn Stankavage | 9 |
| 3. Sam Glaesman | 6 |
| 4. Jake Constantine | 5 |
| 5. Miklo Smalls | 4 |
| Tom Stewart | 4 |
| 7. Mike Collins | 3 |
| JoVoni Johnson | 3 |
| 8. Luke McCaffrey | 2 |
| Jackson Tyner | 2 |
| 11. Evan Marshman | 1 |

SUPER SENIORS

Rice has one player on the 2021 roster who was a 2015 high school graduate (Jovaun Woolford) and is in his seventh season of college football. Woolford redshirted at Colgate in 2015 and earned an extra year after missing all but one game in 2018 after an injury in the season opener. He joined the Owls as a grad transfer for the 2020 season. Elijah Garcia and Jordan Meyers elected to return to Rice for their sixth seasons. Quarterback Jake Constantine transferred to Rice after originally signing with Boise State in 2016 (redshirt), then playing at Ventura College in 2017, Weber State in 2018 & 2019 and had grad transferred to Towson State before their season was cancelled last fall. Wide receiver Keith CJ McCord III transferred to Rice from Yale to play his final season with his brother (Miles) but returned for a sixth year.

OVERDUE RETURN

Rice has not returned an unblocked punt for a touchdown in nearly 22 years. LaDouphyous McCalla took one 84 yards for a score against TCU on Nov. 8, 1997 (281 games). Sam McGuffie scooped up a Tulsa punt he had blocked and returned it 12 yards for a score on October 20, 2012 for the last official punt return TD for the Owls.

300-YARD PASSING GAMES

#10 QB Jake Constantine (1)
380 vs. WKU Nov. 13, 2021

#5 QB Wiley Green (1)
313 vs. UTEP Nov. 3, 2018

100-YARD RUSHING GAMES

#8 RB Juma Otoviano (2)
224 vs. Old Dominion Nov. 24, 2018
111 at Southern Miss Oct. 31, 2020

#30 RB Ari Broussard (1)
186 at Charlotte Nov. 6, 2021

#7 RB Jordan Myers (1)
160 vs. Texas Southern Sept. 25, 2021

100-YARD RECEIVING GAMES

#2 WR Bradley Rozner (4)
138 at UTSA Oct. 19, 2019
130 at Middle Tennessee Nov. 16, 2019
103 vs. Wake Forest Sept. 6, 2019
100 vs. Baylor Sept. 21, 2019

#11 WR Jake Bailey (2)
143 vs. North Texas Oct. 30, 2021
143 at Charlotte Nov. 6, 2021

#88 WR August Pitre (2)
133 vs. WKU Nov. 13, 2021
108 at UAB Oct. 23, 2021

#4 WR Cedric Patterson III (1)
108 vs. Texas Southern Sept. 25, 2021

10 RECEPTION GAMES

#11 WR Jake Bailey (1)
143 vs. North Texas Oct. 30, 2021

10+ TACKLE GAMES

#1 LB Antonio Montero (6)
11 at Army West Point Aug. 30, 2019
11 vs. Marshall Nov. 2, 2019
11 at UTEP Nov. 30, 2019
11 at Arkansas Sept. 4, 2021
10 at Southern Miss Oct. 31, 2020
10 vs. Houston Sept. 11, 2021

#17 LB Treshawn Chamberlain (2)
11 at Arkansas Sept. 4, 2021
10 at LSU Nov. 17, 2018

#9 S Kirk Lockhart (2)
12 vs. Middle Tennessee Oct. 24, 2020
10 vs. WKU Nov. 13, 2021

#20 CB George Nyakwol (1)
11 vs. UTEP Nov. 3, 2018

#10 LB Kenneth Orji (1)
10 vs. Southern Miss Oct. 26, 2019

#12 DE Josh Percy (1)
11 vs. Southern Miss Oct. 2, 2021

#7 DE Trey Schuman (1)
10 vs. Southern Miss Oct. 2, 2021

#26 CB Gabe Taylor (1)
10 at UAB Oct. 23, 2021

2021 PRESEASON LISTS

Shea Baker

Phil Steele Preseason 1st Team All-CUSA
Athlon Sports Preseason 2nd Team All-CUSA
C-USA Watch List

Jake Bailey

Athlon Sports Preseason 3rd Team All-CUSA
Phil Steele Preseason 4th Team All-CUSA

Treshawn Chamberlain

Dave Campbell's TFBI All-Texas Preseason 2nd team
Athlon Sports Preseason 4th Team All-CUSA

De'Braylon Carroll

Athlon Sports Preseason 2nd Team All-CUSA

Elijah Garcia

Phil Steele Preseason 3rd Team All-CUSA
C-USA Watch List

Jordan Myers

Athlon Sports Preseason 1st Team All-CUSA
Phil Steele Preseason 2nd Team All-CUSA

George Nyakwol

Phil Steele Preseason 4th Team All-CUSA

Campbell Riddle

Phil Steele Preseason 2nd Team All-CUSA
C-USA Watch List

Bradley Rozner

Dave Campbell's TFBI All-Texas Preseason 2nd team
Athlon Sports Preseason 3rd Team All-CUSA
Phil Steele Preseason 3rd Team All-CUSA
C-USA Watch List

Trey Schuman

Phil Steele Preseason 3rd Team All-CUSA

Clay Servin

Athlon Sports Preseason 4th Team All-CUSA

Naeem Smith

C-USA Watch List

LETTERMEN NUMBERS

Mike Bloomgren made the decision to letter each member of the 2020 Owls who remained with the team throughout the pandemic, no matter if they participated in any games or not. A total of 102 letters were awarded last season.

CLIMBING THE LADDER

Andrew Sendejo moved to within two games of sixth on the Owls career list of NFL games played while leading the Colts in tackles against Jacksonville.

MOST CAREER NFL GAMES

| | |
|--------------------------|------------|
| 1. Larry Izzo | 200 |
| 2. Tobin Rote | 149 |
| 3. Bill Howton | 142 |
| 4. Daryl Grant | 141 |
| 5. ND Kalu | 136 |
| 6. Ryan Pontbriand | 134 |
| 7. Andrew Sendejo | 132 |

COACHING UPDATES

Rice added a pair of new members to the coaching staff over the winter and made a pair of internal moves to complete the staff for 2021. Marques Tuiasosopo joined the Owls from Cal as Offensive Coordinator and quarterbacks coach and Jim Jackson took over as tight ends coach after two seasons at Massachusetts. Chris Monfletto moved from tight ends to special teams coordinator and Collin Spencer was promoted to coach the safeties after DC Brian

Smith took over coaching the linebackers.

RETURN OF THE SILVER

The Owls debuted their silver helmets in a game for the first time on 9/18 against Texas. The Owls have worn and alternate white helmets since the 2013 Liberty Bowl, but those helmets were retired and replaced by the new silver version. Rice last wore silver helmets in 2006 during Todd Graham's season as the Owls' head coach. Rice first wore silver helmets in 1971 when Bill Peterson arrived from Florida State. That design remained until Homer Rice took over as head coach in 1976 and introduced a white helmet. Rice also wore silver helmets from 1979-81 and from 1984-89.

MULTI-PURPOSE

Over 100,000 tests for the COVID-19 virus were administered at Rice Athletics facilities during the 2020-21 academic year as part of Rice University's comprehensive effort to combat the disease. The majority of the tests took place in the East Gym at Tudor Fieldhouse, in addition to The Roost at Reckling Park. The Waltrip Indoor Training Center was used as a testing site for incoming students in the fall of 2020 and also became a meeting area for the several football position groups to allow for maximum distancing. The west concourse of Rice Stadium became an outdoor voting location during the fall of 2021 and over 13,000 Houstonians cast ballots in during both the early voting period and on Election Day.

2021 GAME-BY-GAME STARTERS (BOLD-1ST CAREER STARTS)

OFFENSE

| Opponent | LT | LG | C | RG | RT | WR | WR | TE | FB | RB | QB |
|----------------|--------|-----------|------------|---------------|----------------|---------------|-------------------|---------|----------------|-----------------|--------------------|
| at Arkansas | Servin | C. Garcia | Klarkowski | S. Baker | Woolford | Rozner | Bailey | Bradley | Bull (TE) | Griffin | Green |
| Houston | Servin | C. Garcia | Klarkowski | S. Baker | Woolford | Patterson III | Montgomery | Bradley | Suckley | Griffin | McCaffrey |
| at Texas | Servin | C. Garcia | Klarkowski | S. Baker | Woolford | Patterson III | Bailey | Bradley | Johnson | Griffin | McCaffrey |
| Texas Southern | Servin | C. Garcia | S. Baker | Nutter | Woolford | Patterson III | Bailey | Bradley | Bull (TE) | Myers | Constantine |
| Southern Miss | Servin | C. Garcia | S. Baker | Nutter | Woolford | Patterson III | French (TE) | Bradley | Bull (TE) | Myers | Constantine |
| at UTSA | Servin | C. Garcia | S. Baker | Nutter | Woolford | Patterson III | Bailey | Bradley | Pitre III (WR) | Myers | Constantine |
| at UAB | Servin | C. Garcia | S. Baker | Nutter | Woolford | Patterson III | Bailey | Bradley | Pitre III (WR) | Montgomery (WR) | Green |
| North Texas | Servin | C. Garcia | S. Baker | Nutter | Ferraro | Patterson III | Bailey | Bradley | Pitre III (WR) | Griffin | Green |
| at Charlotte | Servin | C. Garcia | S. Baker | Nutter | Woolford | Patterson III | Bailey | Bradley | Suckley | Myers | Constantine |
| WKU | Servin | C. Garcia | S. Baker | Nutter | Woolford | Patterson III | Bailey | Bradley | Pitre III (WR) | Broussard | Constantine |
| at UTEP | | | | | | | | | | | |
| Louisiana Tech | | | | | | | | | | | |

DEFENSE

| Opponent | DE | NT | DT | DE | LB | VIPER | LB | CB | CB | SS | FS |
|----------------|-----------|--------------|-----------|--------|--------------|-----------------|-----------------|---------------|--------|----------|-------|
| at Arkansas | Schuman | E. Garcia | Enechukwu | Orji | Montero | Chamberlain | Morrison | Dunbar | Fresch | Nyakwol | Smith |
| Houston | Schuman | E. Garcia | Enechukwu | Orji | Montero | Chamberlain | Morrison | Dunbar | Fresch | Nyakwol | Smith |
| at Texas | Schuman | E. Garcia | Enechukwu | Orji | Montero | Taylor | Morrison | Dunbar | Fresch | Nyakwol | Smith |
| Texas Southern | Enechukwu | Floyd | E. Garcia | Orji | Montero | Lockhart | Morrison | Dunbar | McCord | Nyakwol | Smith |
| Southern Miss | Schuman | E. Garcia | Enechukwu | Pearcy | Montero | Chamberlain | Morrison | Dunbar | McCord | Nyakwol | Smith |
| at UTSA | Schuman | E. Garcia | Enechukwu | Pearcy | Montero | Lockhart | D. Baker | Dunbar | McCord | Calderon | Smith |
| at UAB | Enechukwu | Floyd | E. Garcia | Pearcy | Montero | Arkansas | D. Baker | Dunbar | McCord | Taylor | Smith |
| North Texas | Schuman | E. Garcia | Enechukwu | Pearcy | Montero | Lockhart | D. Baker | Dunbar | McCord | Taylor | Smith |
| at Charlotte | Schuman | E. Garcia | Enechukwu | Orji | Montero | Lockhart | D. Baker | Dunbar | Fresch | Taylor | Smith |
| WKU | Schuman | E. Garcia | Enechukwu | Orji | Siano | Lockhart | D. Baker | McCord | Fresch | Taylor | Smith |
| at UTEP | | | | | | | | | | | |
| Louisiana Tech | | | | | | | | | | | |



THE MASTERS

A total of nine Owls are competing this fall while pursuing advanced degrees: Shea Baker, Collin Riccietelli, Trey Schuman and Christian VanSickle – MBA; Elijah Garcia, Jordan Myers & Naem Smith – Master of Accounting; Cedric Patterson III – Master of Industrial-Organizational Psychology; Jovaun Woolford – Master of Global Affairs. –Master of Global Affairs.

FAMILIAR FACES

James Casey and Justin Hill, who played together at Rice in 2007 and 2008, are back on the same team again as members of Zac Taylor's Cincinnati Bengals coaching staff. Casey is in his third year as the Bengals tight ends coach while Hill is in his first year as their running backs coach after coaching the running backs at Tulsa from 2015-20. Hill rushed for 100 yards on 12 carries and one touchdown, while Casey played seven different positions as the Owls topped Southern Miss 31-29 on 10/3/07 in their most notable combined performance.

81 ON THE HOF BALLOT

Jarett Dillard, the record-setting receiver who led Rice to a pair of bowl appearances after a 45-year absence, is one of 78 players from the Football Bowl Subdivision on the 2022 ballot for induction into the College Football Hall of Fame. Dillard set NCAA career records for most touchdown receptions (60) and games with a touchdown catch (38). During a breakout sophomore season, he set NCAA single-season records for both games and consecutive games with a touchdown reception (13), despite playing with three different quarterbacks. He was named a Biletnikoff Award finalist while leading the Owls to their first bowl berth in 45 years. He caught 21 touchdown passes as a sophomore and then added 20 as a senior, becoming the only player in NCAA history to twice catch at least 20 touchdowns in a season. He was the first Owl to earn first team All-Conference USA three times and set conference career marks for touchdown receptions and receiving yards (4,138). He was the 10th receiver in NCAA history to pass 4,000 yards receiving. Dillard had caught at least two passes in each game of his career (49 games), the longest streak in NCAA history for players with multiple catches in every game of the streak. His 51 touchdown receptions from quarterback Chase Clement set the NCAA record for most touchdowns by a passing duo and the tandem added a 52nd in the Texas Bowl as Dillard threw a scoring pass to Clement.

IN THE LEAGUE

Seven Owls are currently on NFL 53-man rosters (Calvin Anderson, Chris Boswell, Bryce Callahan, Christian Covington, Jack Fox, Nick

Leverett, Andrew Sendejo) and four others are on practice squads (Myles Adams, Emmanuel Ellerbee, Austin Trammell and Austin Walter). Last season a school-record 10 players saw action. The previous mark of nine players active in the league was set in 201. The Owls also had nine playing between the NFL and AFL in 1961 and also had nine between the NFL and the All American Football Conference in 1948. Of the 15 Rice products who have played in the NFL since 2009, Chris Boswell was the only one to come to Rice with more than two stars by any recruiting service (3 by Rivals).

NOT HOW YOU START...

Each year, Dave Campbell's Texas Football takes a look back at the recently graduated recruiting classes of all the FBS programs in Texas to evaluate the actual impact of a class. While none of the Owls last 13 recruiting classes were ranked higher than eighth in Texas in the initial rankings, each class improved its ranking after those players had completed their eligibility. Rice is the only school to show improvement by each class over that span. In the most recent survey, the Owls 2016 class, which initially had been ranked 12th out of 12, was placed 10th overall with a score of 34.8 ranking ahead of Texas State (29.0) and UTEP (23.1). That 2016 class includes two members of the 2021 Owls (Elijah Garcia and Jordan Myers) who returned to the team this year as Super Seniors.

BONUS BALL

Rice is 6-9 all-time in overtime games, including a 3-6 mark on the road and a 3-3 mark at home. The last nine have come in C-USA games (3-5). The Owls have won three of the last four road overtime games, including two in 2013. Luke Turner scored from 1-yard out to defeat UAB while Darik Dillard snared a 25-yard TD pass from Taylor McHargue at Tulsa. Darik Dillard's older brother Jarett caught a 25-yarder at Tulsa in 2006 to start the streak of road overtime wins. Rice's first OT game came in 1998 when they beat SMU 23-17.

| DATE | OPP | RESULT |
|----------|------------------|--------------------|
| 9/5/98 | SMU | W, 23-17 |
| 9/2/00 | Houston | W, 30-27 |
| 10/20/01 | Nevada | W 33-30 |
| 10/28/01 | @LA Tech | L, 41-38 |
| 9/13/03 | @Duke | L, 27-24 |
| 11/13/04 | @UTEP | L, 35-28 (2 OT) |
| 11/11/06 | @Tulsa | W, 41-38 |
| 9/22/12 | Marshall | L, 54-51 28 (2 OT) |
| 10/5/13 | @Tulsa | W, 30-27 |
| 11/21/13 | @UAB | W, 37-34 |
| 9/24/16 | North Texas | L, 42-35* |
| 9/28/19 | LA Tech | L, 23-20 |
| 10/24/20 | Middle Tennessee | L, 34-40 (2 OT) |
| 10/30/21 | North Texas | L, 30-24 |
| 11/6/21 | @Charlotte | L, 31-24 |

*two overtimes

2021 HONORS

Jake Bailey

- PFF Team of the Week (Week 9)

Wiley Green

- C-USA Offensive Player of the Game (UAB)
- Earl Campbell Tyler Rose Award Honorable Mention (UAB)

Jordan Myers

- Earl Campbell Tyler Rose Award Honorable Mention (TSU)

Gabe Tayler

- CUSA Defensive Player of the Week (UAB)
- Paycom Jim Thorpe Award Player of the Week (UAB)
- Frisco Bowl Player of the Week (UAB)

C-USA LEADERS

RECEPTIONS PER GAME

| Year | Player | G | Rec. | Yards | TD | RPG |
|------|-------------|----|------|-------|----|------|
| 2008 | James Casey | 13 | 111 | 1,329 | 13 | 8.54 |

SCORING

| Year | Player | G | TD | XPT | FG | Pts. | PPG |
|------|----------------|----|----|-----|----|------|-----|
| 2008 | Jarett Dillard | 13 | 20 | 0 | 0 | 120 | 9.2 |

PUNTING

| Year | Player | G | Att. | Yards | Avg. |
|------|--------------|----|------|-------|------|
| 2018 | Jack Fox | 13 | 80 | 3,636 | 45.5 |
| 2017 | Jack Fox | 12 | 57 | 2,520 | 44.2 |
| 2010 | Kyle Martens | 12 | 52 | 2,391 | 46.0 |

FIELD GOALS

| Year | Player | G | FG | FGA | Pct. | FG/G |
|------|---------------|----|----|-----|------|------|
| 2012 | Chris Boswell | 14 | 23 | 29 | 79.3 | 1.77 |

INTERCEPTIONS

| Year | Player | G | Int. | Yards | TD | IPG |
|------|----------------|----|------|-------|----|------|
| 2011 | Bryce Callahan | 12 | 6 | 25 | 0 | 0.50 |

QUARTERBACK SACKS

| Year | Player | G | UA | Ast. | Total |
|------|-------------|----|----|------|-------|
| 2017 | Brian Womac | 12 | 10 | 0 | 10 |

TOP C-USA ROAD CROWDS*

| | |
|--------|----------------|
| 43,023 | ECU, 2009 |
| 42,685 | UTEP, 2006 |
| 38,157 | UCF, 2010 |
| 33,213 | ECU, 2005 |
| 32,112 | Houston, 2011 |
| 31,768 | Marshall, 2007 |
| 30,702 | UTEP, 2008 |
| 30,680 | Marshall, 2014 |

*30,000 or more

CONSECUTIVE GAME STREAKS

| Team | Games | Next |
|---------------|-------|------|
| North Texas | 8 | 2022 |
| Southern Miss | 8 | 2022 |
| UAB | 5 | 2022 |

2021 Roster Breakdown

| Class | Total |
|---------------------|-------|
| Graduates | 7 |
| Seniors | 4 |
| Juniors | 15 |
| Sophomores | 25 |
| Redshirt Freshmen | 19 |
| Freshmen (2nd year) | 26 |
| True Freshmen | 24 |

Most Games Played

| Player | Total |
|----------------------|-------|
| Elijah Garcia | 49 |
| Jordan Myers | 48 |
| George Nyakwol | 41 |
| Shea Baker | 40 |
| Antonio Montero | 38 |
| Campbell Riddle | 38 |
| Jaegar Bull | 37 |
| Prudy Calderon | 35 |
| Trey Schuman | 34 |
| Treshawn Chamberlain | 32 |
| Kenneth Orji | 32 |

Most Games Started

| Player | Total |
|----------------------|-------|
| Shea Baker | 39 |
| Elijah Garcia | 33 |
| Antonio Montero | 30 |
| George Nyakwol | 30 |
| Clay Servin | 29 |
| Treshawn Chamberlain | 26 |
| Jordan Myers | 23 |
| Naeem Smith | 22 |
| Cole Garcia | 21 |
| Trey Schuman | 19 |
| Jack Bradley | 18 |
| Jaegar Bull | 17 |
| Kenneth Orji | 17 |

Consecutive Games Played

| Player | Total |
|-------------------|-------|
| Elijah Garcia | 47 |
| Shea Baker | 40 |
| Jordan Myers | 34 |
| Jaegar Bull | 29 |
| Jack Bradley | 27 |
| Isaiah Richardson | 27 |
| Jake Bailey | 25 |
| Ari Broussard | 25 |
| Clay Servin | 23 |
| Ikenna Enechukwu | 20 |

Consecutive Games Started (5 or more)

| Player | Total |
|----------------------|-------|
| Elijah Garcia | 25 |
| Clay Servin | 23 |
| Jack Bradley | 16 |
| Shea Baker | 15 |
| Naeem Smith | 11 |
| Ikenna Enechukwu | 10 |
| Cole Garcia | 10 |
| Cedric Patterson III | 9 |
| Braedon Nutter | 7 |

CAREER GAMES/STARTED

| Player | 2016 | 2017 | 2018 | 2019 | 2020 | 2021 | Total | Cons. Games | Cons. Starts |
|-------------------------|------|-------|-------|-------|------|-------|-------|-------------|--------------|
| DE Miles Adams | - | - | - | 1/0 | 2/0 | 10/0 | 14/0 | 14 | - |
| S Chike Anigbogu | - | - | - | 4/0 | 5/1 | 9/0 | 17/1 | 16 | - |
| LB DJ Arkansas | - | - | - | - | - | 1/1 | 1/1 | - | - |
| WR Jake Bailey | - | - | - | 11/1 | 5/5 | 10/9 | 26/14 | 25 | 4 |
| LB Desmyn Baker | - | - | - | - | - | 8/5 | 8/5 | 6 | 4 |
| OL Shea Baker | - | - | 13/13 | 12/11 | 5/5 | 10/10 | 40/39 | 40 | 15 |
| LB Jaren Banks | - | - | - | - | 3/0 | 1/0 | 4/0 | - | - |
| RUSH Adrian Bickham | - | - | - | 12/0 | 3/0 | 10/0 | 25/0 | 10 | - |
| CB Andrew Bird | - | - | 3/1 | 10/8 | 3/2 | 9/0 | 25/11 | 5 | - |
| OL Blake Boenisch | - | - | - | - | - | 1/0 | 1/0 | - | - |
| LB Garrett Braden | - | - | - | - | 1/0 | - | 1/0 | - | - |
| TE Jack Bradley | - | - | - | 12/3 | 5/5 | 10/10 | 27/18 | 27 | 16 |
| RB Ari Broussard | - | - | 2/0 | 10/0 | 5/0 | 9/1 | 26/1 | 25 | 1 |
| TE Jaegar Bull | - | - | 10/6 | 12/6 | 5/2 | 10/3 | 37/17 | 29 | - |
| DB Prudy Calderon | - | - | 13/8 | 11/1 | 5/4 | 6/1 | 35/14 | 1 | - |
| RB Kobie Campbell | - | - | - | - | 5/0 | 6/0 | 11/0 | 3 | - |
| DT De'Braylon Carroll | - | - | - | 12/0 | 5/5 | - | 17/5 | - | - |
| LB Treshawn Chamberlain | - | - | 13/8 | 12/12 | 4/3 | 3/3 | 32/26 | - | - |
| QB Jake Constantine | - | - | - | - | - | 7/4 | 7/4 | 3 | 2 |
| CB Tre'shon Devones | - | - | - | 11/4 | 3/3 | - | 14/7 | - | - |
| FB Jacob Doddridge | - | - | 3/0 | 12/0 | 5/0 | - | 20/0 | - | - |
| CB Jordan Dunbar | - | - | - | - | 1/0 | 10/8 | 11/8 | 10 | - |
| LB Terrence Ellis | - | - | - | - | 2/0 | 4/0 | 6/0 | - | - |
| LB Ikenna Enechukwu | - | - | 1/0 | 11/3 | 5/2 | 10/10 | 27/15 | 20 | 10 |
| OL Derek Ferraro | - | - | - | 2/0 | 1/0 | 2/1 | 5/1 | 2 | - |
| OL Izeya Floyd | - | - | - | 3/0 | 3/2 | 9/2 | 14/4 | 5 | - |
| TE Robert French | - | - | 2/0 | 11/1 | 4/0 | 10/1 | 27/2 | 13 | - |
| DB Sean Fresch | - | - | - | - | 2/2 | 10/5 | 12/7 | 10 | 2 |
| OL Cole Garcia | - | - | 9/6 | 4/2 | 5/3 | 10/10 | 28/21 | 15 | 10 |
| DL Elijah Garcia | - | 9/0 | 13/8 | 12/10 | 5/5 | 10/10 | 49/33 | 47 | 25 |
| QB Wiley Green | - | - | 4/3 | 7/7 | 1/0 | 4/3 | 16/13 | - | - |
| RB Khalan Griffin | - | - | - | - | 5/3 | 10/4 | 15/7 | 15 | - |
| WR Michael Haack | - | - | - | - | 1/0 | - | 1/0 | - | - |
| LB Geron Hargon | - | - | - | - | - | 1/0 | 2/0 | - | - |
| LB Van Heitmann | - | - | - | - | - | 5/0 | 5/0 | - | - |
| FB Brian Hibbard | - | - | - | - | 1/0 | 1/0 | 2/0 | - | - |
| DE Caleb James | - | - | - | - | 3/0 | 6/0 | 9/0 | - | - |
| FB Jerry Johnson III | - | - | - | 3/0 | 5/2 | 8/0 | 16/2 | 2 | - |
| QB JoVoni Johnson | - | - | - | 4/1 | 4/2 | - | 8/3 | - | - |
| OL Isaac Klarkowski | - | - | - | 2/2 | 5/5 | 3/3 | 10/10 | - | - |
| WR Zane Knipe | - | - | - | 4/0 | - | 3/0 | 7/0 | - | - |
| OL Mike Leone | - | - | - | - | - | 2/0 | 2/0 | 2 | - |
| DB Kirk Lockhart | - | - | - | 10/0 | 4/4 | 9/5 | 23/9 | 9 | 2 |
| WR Andrew Mason | - | - | - | - | 5/2 | 6/0 | 11/2 | 1 | - |
| QB Luke McCaffrey | - | - | - | 3/0 | 7/2 | 7/2 | 17/4 | - | - |
| WR Keith CJ McCord II | - | - | - | - | - | 2/0 | 4/0 | - | - |
| CB Miles McCord | - | - | - | 4/0 | 5/5 | 10/7 | 19/12 | 14 | 1 |
| QB TJ McMahon | - | - | - | - | - | 9/0 | 9/0 | 4 | - |
| P Charlie Mendes | - | - | - | - | 5/0 | 10/0 | 15/0 | 15 | - |
| LB Antonio Montero | - | - | 13/7 | 12/11 | 4/3 | 9/9 | 38/30 | - | - |
| WR Cameron Montgomery | - | 9/0 | - | 7/0 | - | 10/2 | 26/2 | 10 | - |
| LB Elroyal Morris | - | - | - | - | 1/0 | 1/0 | 1/0 | 1 | - |
| LB Myron Morrison | - | - | - | 4/0 | 4/0 | 11/5 | 19/5 | 16 | - |
| TE Jordan Myers | - | 10/5 | 12/5 | 12/6 | 5/2 | 9/5 | 48/23 | - | - |
| CB Lamont Narcisse | - | - | - | - | - | 2/0 | 2/0 | - | - |
| OL Braedon Nutter | - | - | - | - | 4/0 | 9/7 | 13/7 | 8 | 7 |
| DB George Nyakwol | - | 11/0 | 13/13 | 12/12 | - | 5/5 | 41/30 | - | - |
| OL Ethan Onianwa | - | - | - | - | - | 1/0 | 1/0 | 1 | - |
| LB Kenneth Orji | - | - | 9/0 | 12/7 | 4/4 | 7/6 | 32/17 | 3 | 2 |
| RB Juma Otoviano | - | - | 12/1 | 3/0 | 2/2 | 5/0 | 22/3 | 4 | - |
| LB Kebreyun Page | - | - | 8/0 | 4/0 | 3/0 | 3/0 | 18/0 | - | - |
| WR Cedric Patterson III | - | - | 3/0 | 12/0 | 6/0 | 10/9 | 31/9 | 10 | 9 |
| LB Josh Percy | - | - | - | 4/0 | 5/1 | 10/4 | 19/5 | 15 | - |
| OL Faeel Pepe | - | - | - | - | - | 5/0 | 5/0 | - | - |
| OL Brandt Peterson | - | - | 2/0 | 4/1 | 1/0 | 9/0 | 16/1 | 9 | - |
| OT Trey Phillippi | - | - | - | - | - | 1/0 | 1/0 | - | - |
| WR August Pitre III | - | - | - | 12/5 | 1/0 | 6/4 | 19/9 | 5 | 1 |
| K Collin Riccitelli | - | - | 3/0 | - | 5/0 | 4/0 | 12/0 | - | - |
| DB Isaiah Richardson | - | 4/0 | 1/0 | 12/0 | 5/0 | 10/0 | 32/0 | 27 | - |
| LS Campbell Riddle | - | - | 13/0 | 11/0 | 4/0 | 10/0 | 38/0 | 15 | - |
| OL Regan Riddle | - | - | - | 2/0 | - | - | 2/0 | - | - |
| WR Bradley Rozner | - | - | - | 12/10 | - | 1/1 | 13/11 | - | - |
| DE Trey Schuman | - | - | 13/0 | 8/8 | 5/3 | 7/7 | 34/19 | 3 | 2 |
| OL Clay Servin | - | - | 4/3 | 11/11 | 5/5 | 10/10 | 30/29 | 23 | 23 |
| LB Kenny Seymour, Jr. | - | - | - | - | - | 3/0 | 3/0 | 3 | - |
| OL Adam Sheriff | - | - | - | - | - | 1/0 | 1/0 | - | - |
| LB Aidan Siano | - | - | - | - | - | 10/1 | 10/1 | 10 | 1 |
| S Naeem Smith | - | - | - | 12/11 | 2/1 | 10/10 | 24/22 | 12 | 11 |
| OL Charlie Stone | - | - | - | - | 3/0 | - | 3/0 | - | - |
| FB Brendan Suckley | - | - | - | 10/3 | - | 9/2 | 19/5 | 9 | - |
| S Gabe Taylor | - | - | - | - | 5/1 | 10/5 | 15/6 | 15 | 3 |
| K Christian VanSickle | - | 4/0 | 10/0 | 1/0 | 1/0 | 9/0 | 25/0 | 8 | - |
| CB Jason White | - | - | 2/0 | 8/1 | 2/0 | - | 13/1 | - | - |
| OL Jovaun Woolford | 9/0 | 11/11 | 1/1 | 11/9 | 5/5 | 9/9 | 46/35 | 2 | 2 |
| S Plae Wyatt | - | - | - | - | 2/0 | 10/0 | 12/0 | 10 | - |



OWLS IN THE NFL

ACTIVE ROSTER



• **OT Calvin Anderson (Denver Broncos)** Undrafted free agent

| Year | Team | G | GS |
|---------------|------|-----------|----------|
| 2019 | DEN | - | - |
| 2020 | DEN | 16 | 2 |
| 2021 | DEN | 10 | 2 |
| Career | | 26 | 4 |



• **CB Bryce Callahan (Denver Broncos)** Undrafted free agent

| Year | Team | G | GS | UA | AT | Total | SACK | INT | PD | FF | FR |
|---------------|------|-----------|-----------|------------|-----------|------------|------------|----------|-----------|----------|----------|
| 2015 | CHI | 9 | 3 | 20 | 1 | 21 | 1.0 | 0 | 4 | 0 | 0 |
| 2016 | CHI | 11 | 10 | 31 | 1 | 32 | 0.0 | 0 | 5 | 0 | 0 |
| 2017 | CHI | 12 | 6 | 20 | 5 | 25 | 1.0 | 2 | 6 | 1 | 0 |
| 2018 | CHI | 13 | 10 | 39 | 6 | 45 | 2.0 | 2 | 6 | 0 | 0 |
| 2019 | DEN | 0 | 0 | 0 | 0 | 0 | 0.0 | 0 | 0 | 0 | 0 |
| 2020 | DEN | 10 | 10 | 36 | 6 | 42 | 0.0 | 2 | 5 | 0 | 1 |
| 2021 | DEN | 8 | 3 | 18 | 3 | 18 | 0.0 | 0 | 4 | 0 | 0 |
| Career | | 63 | 42 | 164 | 22 | 186 | 4.0 | 6 | 29 | 1 | 1 |



• **DT Christian Covington (Los Angeles Chargers)** 6th round 2015

| Year | Team | G | GS | UA | AT | Total | SACK | INT | PD | FF | FR |
|---------------|------|-----------|-----------|-----------|-----------|------------|------------|----------|----------|----------|----------|
| 2015 | HOU | 15 | 0 | 5 | 3 | 8 | 2.0 | 0 | 0 | 0 | 0 |
| 2016 | HOU | 16 | 5 | 16 | 10 | 26 | 1.0 | 0 | 1 | 0 | 0 |
| 2017 | HOU | 7 | 2 | 10 | 6 | 16 | 1.0 | 0 | 0 | 1 | 0 |
| 2018 | HOU | 12 | 2 | 8 | 7 | 15 | 3.5 | 0 | 0 | 0 | 0 |
| 2019 | DAL | 16 | 6 | 20 | 8 | 28 | 1.0 | 0 | 1 | 0 | 0 |
| 2020 | CIN | 16 | 14 | 14 | 25 | 39 | 0.0 | 0 | 0 | 0 | 0 |
| 2021 | LAC | 9 | 2 | 20 | 8 | 28 | 1.0 | 0 | 0 | 0 | 0 |
| Career | | 91 | 31 | 93 | 67 | 160 | 9.5 | 0 | 2 | 1 | 0 |



• **K Chris Boswell (Pittsburgh Steelers)** Undrafted free agent

| Year | Team | G | FGM | FGA | Pct. | Lng | XPM | XPA | Pct. | KO | Avg | TB |
|---------------|------|-----------|------------|------------|-------------|------------|------------|------------|-------------|------------|-------------|------------|
| 2015 | PIT | 12 | 29 | 32 | 90.6 | 51 | 26 | 27 | 96.3 | 74 | 63.7 | 26 |
| 2016 | PIT | 15 | 21 | 25 | 84.0 | 49 | 36 | 36 | 100.0 | 80 | 63.1 | 49 |
| 2017 | PIT | 16 | 38 | 53 | 92.1 | 53 | 37 | 39 | 94.9 | 90 | 63.6 | 46 |
| 2018 | PIT | 15 | 13 | 20 | 65.0 | 50 | 43 | 48 | 89.6 | 81 | 62.9 | 50 |
| 2019 | PIT | 16 | 29 | 31 | 93.5 | 51 | 28 | 28 | 100.0 | 72 | 63.2 | 31 |
| 2020 | PIT | 13 | 19 | 20 | 95.0 | 59* | 34 | 38 | 89.5 | 73 | 63.3 | 44 |
| 2021 | PIT | 9 | 18 | 19 | 94.7 | 56 | 15 | 16 | 93.8 | 44 | 63.8 | 18 |
| Career | | 95 | 164 | 185 | 88.6 | 59* | 219 | 232 | 94.4 | 514 | 63.0 | 264 |

*franchise record



• **P Jack Fox (Detroit Lions)** Undrafted free agent

| Year | Team | G | PUNTS | YDS | AVG | LONG | BLK | RET | I20 | NET AVG |
|---------------|------|-----------|-----------|--------------|-------------|-----------|----------|-----------|-----------|-------------|
| 2020 | DET | 16 | 59 | 2,897 | 49.1 | 67 | 0 | 21 | 26 | 44.8 |
| 2021 | DET | 9 | 38 | 1,875 | 49.3 | 67 | 0 | 17 | 13 | 43.0 |
| Career | | 25 | 97 | 4,772 | 49.2 | 67 | 0 | 38 | 39 | 44.1 |



• **OL Nick Leverett (Tampa Bay Buccaneers)** Undrafted free agent

| Year | Team | G |
|------|------|----------------|
| 2020 | TB | Practice Squad |
| 2021 | TB | |



• **SAF Andrew Sendejo (Cleveland Browns):** An undrafted free agent who earned his way into the league via a stint in the UFL.

| Year | Team | G | GS | UA | AT | Total | SACK | INT | PD | FF | FR |
|---------------|----------|------------|-----------|------------|------------|------------|------------|----------|-----------|----------|----------|
| 2010 | DAL | 2 | 0 | 0 | 1 | 1 | 0.0 | 0 | 0 | 0 | 0 |
| 2011 | MIN | 3 | 0 | 2 | 1 | 3 | 0.0 | 0 | 0 | 0 | 0 |
| 2012 | MIN | 13 | 0 | 6 | 0 | 6 | 0.0 | 0 | 0 | 0 | 0 |
| 2013 | MIN | 16 | 10 | 52 | 32 | 84 | 0.0 | 1 | 2 | 0 | 0 |
| 2014 | MIN | 16 | 3 | 20 | 7 | 27 | 0.0 | 0 | 0 | 1 | 0 |
| 2015 | MIN | 13 | 13 | 58 | 16 | 74 | 0.5 | 1 | 3 | 0 | 0 |
| 2016 | MIN | 14 | 13 | 45 | 24 | 69 | 0.5 | 2 | 4 | 0 | 1 |
| 2017 | MIN | 13 | 13 | 54 | 26 | 80 | 0.0 | 2 | 7 | 0 | 0 |
| 2018 | MIN | 5 | 5 | 21 | 6 | 13 | 0.0 | 0 | 1 | 0 | 0 |
| 2019 | PHIL/MIN | 15 | 3 | 36 | 9 | 45 | 1.0 | 3 | 4 | 0 | 0 |
| 2020 | CLE | 14 | 14 | 51 | 16 | 67 | 0.0 | 0 | 2 | 1 | 0 |
| 2021 | IND | 8 | 8 | 20 | 7 | 27 | 0.0 | 0 | 1 | 1 | 0 |
| Career | | 132 | 81 | 365 | 145 | 510 | 2.0 | 9 | 24 | 3 | 1 |

PRACTICE SQUAD



• **DT Myles Adams (Seattle Seahawks)** Undrafted free agent

| Year | Team | G |
|------|------|----------------|
| 2020 | SEA | Practice Squad |
| 2021 | SEA | Practice Squad |



• **LB Emmanuel Ellerbee (Atlanta Falcons)** Undrafted free agent

| Year | Team | G | GS | UA | AT | Total | SACK | INT | PD | FF | FR |
|------|---------|----------------|----|----|----|-------|------|-----|----|----|----|
| 2018 | LAC/SEA | 7 | | | | | | | | | |
| 2019 | SEA | Practice squad | | | | | | | | | |
| 2020 | HOU | Practice squad | | | | | | | | | |
| 2021 | ATL | | | | | | | | | | |



• **WR Austin Trammell (Atlanta Falcons)** Undrafted free agent

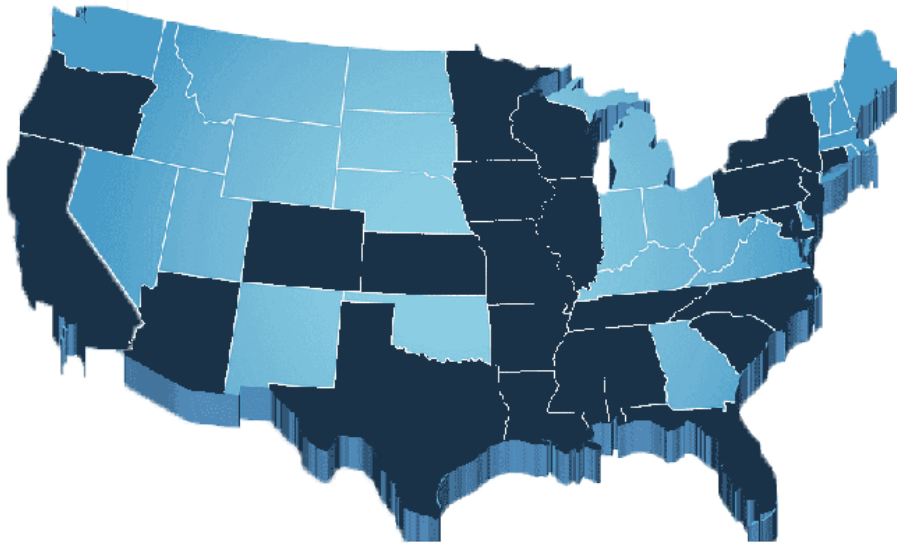
| Year | Team | G |
|------|------|---|
| 2021 | ATL | |



• **RB/KR Austin Walter (New York Jets)** Undrafted free agent

| Year | Team | G | GS | RUSH | YDS | TD | REC | YDS | TD | KR | YDS | LONG |
|---------------|------|----------------|----------|----------|----------|----------|----------|-----------|----------|----------|-----------|-----------|
| 2019 | NYG | 1 | 0 | 0 | 0 | 0 | 0 | 0 | 0 | 0 | 0 | 0 |
| 2020 | SF | 4 | 0 | 1 | 3 | 0 | 1 | 27 | 0 | 5 | 93 | 34 |
| 2021 | NYJ | Practice Squad | | | | | | | | | | |
| Career | | 5 | 0 | 1 | 3 | 0 | 1 | 27 | 0 | 5 | 93 | 34 |

EXPANDING THE SEARCH



Mike Bloomgren and staff have initiated a national recruiting search that found immediate results in his first two years. The Owls 2021 roster includes players from 19 states, compared with just five states on the roster of the team Bloomgren faced while with Stanford to open the 2017 season in Sydney, Australia.

| | | | |
|--------------------|-------------|-----------------------|------------|
| Texas | (65) | Maryland | (1) |
| Alabama | (5) | Minnesota | (1) |
| Arizona | (1) | Mississippi | (1) |
| Arkansas | (2) | Missouri | (1) |
| California | (9) | New Jersey | (2) |
| Colorado | (1) | New York | (2) |
| Connecticut | (1) | North Carolina | (1) |
| Florida | (6) | Oregon | (2) |
| Illinois | (1) | Pennsylvania | (2) |
| Iowa | (1) | South Carolina | (1) |
| Kansas | (1) | Tennessee | (1) |
| Louisiana | (7) | Wisconsin | (1) |

COVERING THE OWLS

Members of the media should contact Chuck Pool, Rice's Assistant AD for Athletic Communications, to arrange player/coaches interviews as well as provide advance notice of intentions to cover practices.

Each Tuesday, head coach Mike Bloomgren along with selected players, meet with the media on Zoom. Coach Bloomgren addresses the media beginning at noon., followed by selected players.

Members of the media may access game notes and additional information by visiting the football page on Rice's athletics web site, RiceOwls.com.

COLLEGEPRESSBOX.COM

Collegepressbox is the official media website for Division I football. Access and download game notes, quotes, statistics, media guides, headshots, logos and more for all FBS schools, conferences, postseason games, awards and the College Football Playoff. For access, please register for an account at collegepressbox.com/register.

RADIO COVERAGE

Rice football will be broadcast on an internet only platform, as will Mike Bloomgren's weekly show, available on the Rice mobile (App Store / Google Play). Subscribers of the previous version of the app will be able to upgrade to the new version using the same links. The game will also be available on RiceOwls.com .

FEDERAL GRADUATION RATES

| (2013 Classes) | |
|------------------------------|------------|
| National (All Sports) | |
| 1. Navy | 100% |
| 2. Stanford | 93% |
| 3. Notre Dame | 92% |
| 3. Northwestern | 92% |
| 5. Duke | 88% |
| 6. Rice | 84% |
| National (Football) | |
| 1. Northwestern | 93% |
| 2. Duke | 92% |
| 3. Louisville | 89% |
| 4. Rice | 86% |
| Texas (Football) | |
| 1. Rice | 86% |
| 2. Texas, SMU | 64% |
| 4. UTEP | 63% |
| 5. North Texas | 62% |
| 6. Texas State, UTSA | 61% |
| 8. Baylor, TCU | 59% |
| 10. Texas A&M, TCU | 55% |
| 11. Houston | 53% |
| 12. Texas Tech | |
| C-USA (Football) | |
| 1. Rice | 86% |
| 2. Middle Tennessee | 70% |
| 3. Charlotte | 69% |
| 4. Marshall, UTEP | 63% |
| 6. North Texas | 62% |
| 7. UTSA | 61% |
| 8. FAU | 60% |
| 9. FIU, Southern Miss | 55% |
| 11. LA Tech, UAB | 47% |
| 13. WKU | 46% |
| 14. ODU | 41% |



THE LAST TIME IT HAPPENED

| TEAM | Rice | Opponent |
|--|---|--|
| Scored 30-39 Points | 10/23/21, at UAB (30) | 11/6/21, at Charlotte (31) |
| Scored 40-49 Points | 9/25/21, vs. Texas Southern (487) | 11/13/21 vs. WKU (42) |
| Scored 50-59 Points | 9/5/15, vs. Wagner (56) | 9/18/21, at Texas (58) |
| Scored 60-69 Points | 10/22/16, vs. Prairie View A&M (65) | 8/26/17, vs. Stanford (62) |
| Scored 70-79 Points | 9/27/08, vs. North Texas (77) | 9/26/15, at Baylor (70) |
| Recorded a Shutout | 12/5/20, at Marshall (20-0) | 10/16/21, at UTSA (45-0) |
| Recorded a Safety | 9/8/18, at Hawai'i | 10/2/21, vs. Southern Miss |
| Rushed for 400+ Yards | 9/5/15, vs. Wagner (401) | 9/18/21, at Texas (427) |
| Rushed for 300-399 Yards | 9/25/21, vs. Texas Southern (349) | 10/21/17, at UTSA (314) |
| Rushed for Less than 50 Yards | 11/21/20, at North Texas (49) | 9/9/17, at UTEP (26) |
| Passed for 400+ Yards | 10/22/16, vs. Prairie View A&M (434) | 10/13/21, vs. WKU (495) |
| Passed for 300-399 Yards | 10/13/21, vs. WKU (380) | 10/23/21, at UAB (319) |
| Passed for less than 50 yards | 10/16/21, at UTSA (36) | 10/7/17, vs. Army West Point (9) |
| Gained More Than 500 Yards Total Offense | 11/13/21, vs. WKU (504) | 10/13/21, vs. WKU (587) |
| Recorded 25 or More First Downs | 11/13/21, vs. WKU (25) | 11/13/21, vs. WKU (28) |
| Penalized for 100 Yards | 11/6/21, at Charlotte (107) | 10/23/21, at UAB (108) |
| Defense Intercepted 3 Passes | 12/5/20, at Marshall (5) | 11/13/21, vs. WKU (4) |
| Overcame Halftime Deficit to Win | 11/30/19, at UTEP (Trailed 16-14, won 30-16) | 9/4/21, at Arkansas (Trailed 10-7, won 38-17) |
| Win Despite Trailing After Third Quarter | 8/25/18, vs. Prairie View A&M (Trailed 28-19, won 31-28) | 11/6/21, at Charlotte (Trailed 17-14, won 31-24 OT) |
| Won Game on Final Play | 8/25/18, vs. Prairie View A&M (J. Fox 23-yd. field goal, end of 4th) | 10/30/21 vs. North Texas (A. Adeyi 1-yd. run, OT) |

| INDIVIDUAL | Rice | Opponent |
|------------------------------------|--|---|
| 75+ Yard Run | 11/24/18, J. Otoviano vs. Old Dominion (80) | 10/16/21, S. McCormick, UTSA (81) |
| 100-199 Yards Rushing | 11/6/21, A. Broussard at Charlotte (186) | 10/16/21, S. McCormick, UTSA (117) |
| 200+ Yards Rushing | 11/24/18, J. Otoviano vs. Old Dominion (224) | 11/26/16, C. McCaffery, Stanford (205) |
| Three Rushing TDs | 9/20/14, D. Dillard vs. Old Dominion (3) | 9/18/21, B. Robinson, Texas (3) |
| Four Rushing TDs | 9/25/21, J. Myers vs. Texas Southern (4) | 10/8/09, R. Dobbs, Navy (4) |
| 80+ Yard Pass Completion | 10/25/14, D. Jackson to J. Taylor (88) | 10/13/18, A. Erdelyi to X. Ubosi, UAB (95) |
| 300+ Yards Passing | 11/13/21, J. Constantine vs. WKU (380) | 11/13/21, B. Zappe, WKU (482) |
| 20 Pass Completions | 11/13/21, J. Constantine vs. WKU (28) | 11/13/21, B. Zappe, WKU (34) |
| Four Passing TDs | 10/31/20, M. Collins at Southern Miss (4) | 11/13/21, B. Zappe, WKU (5) |
| 300+ Yards Total Offense | 11/13/21, J. Constantine vs. WKU (374) | 11/13/21, B. Zappe, WKU (487) |
| Scored Five TDs | 11/16/13, C. Ross vs. LA Tech (5) | 9/20/14, T. Heinicke, Old Dominion (6) |
| 10 Receptions | 10/30/21, J. Bailey vs. North Texas (10) | 11/13/21, M. Tinsley, WKU (10) |
| 100-149 Receiving Yards | 11/13/21, A. Pitre III vs. WKU (133) | 10/23/21, G. Prince, UAB (116) |
| 150+ Receiving Yards | 9/19/15, D. Parks at North Texas (163) | 11/13/21, M. Tinsley, WKU (198) |
| Three Receiving TDs | 10/31/20, A. Trammell at Southern Miss (3) | 9/29/18, G. Dortch, Wake Forest (4) |
| 50+ Yard Field Goal | 11/17/18, H. Tobola at LSU (51) | 9/14/19, C. Dicker, Texas (57) |
| Made Three Field Goals | 12/12/20, C. Riccitelli vs. UAB (3) | 10/20/18, J. Borregales, FIU (3) |
| 70+ Yard Punt | 10/27/18, J. Fox at North Texas (76) | 8/31/13, D. Kaser, Texas A&M (76) |
| Returned Kickoff for TD | 11/30/12, J. Eddington at UTEP (97) | 10/2/21, C. Harrell, Southern Miss (95) |
| Returned Punt for TD | 11/8/97, L. McCalla vs. TCU (84) | 11/25/17, J. Darden, North Texas (81) |
| Returned Blocked Punt for TD | 10/20/12, S. McGuffie at Tulsa (12) | 10/13/18, C. Biles, UAB (0) |
| Blocked Punt | 9/4/21, K. Orji at Arkansas | 11/6/21, C. Houston, Charlotte |
| Returned Interception for TD | 12/5/20, N. Smith at Marshall (36) | 10/16/21, C. Mayfield (49), T. Harmanson (40), UTSA |
| Returned Fumble for TD | 9/28/13, C. Bauer vs. FAU (7 yds.) | 10/24/20, J. Butler, Middle Tennessee (32 yds.) |
| Blocked a Field Goal | 11/6/21, D. Baker at Charlotte | 10/24/20, J. Jackson, Middle Tennessee |
| Returned Blocked Field Goal for TD | 9/21/13, A. Lyons vs. Houston (62) | 11/19/16, K. Beverly, UTEP (80) |
| PAT Returned for Two Points | 10/29/16, C. Thomas at Louisiana Tech | 10/22/16, T. Single, Prairie View A&M |
| Blocked a PAT | 10/29/16, G. Schantz at Louisiana Tech | 11/30/19, P. Amaewhule, UTEP |

300-YARD PASSING, 100-YARD RUSHING, 100-YARD RECEIVING GAMES C-USA ERA (2005-PRESENT)

300-YARD PASSING GAMES

| | |
|---|-------------------|
| 541 Chase Clement vs. Tulsa | 11/24/2007 |
| 444 Chase Clement vs. Southern Miss | 10/18/2008 |
| 407 Tyler Stehling vs. Prairie View A&M | 10/22/2016 |
| 405 Nick Fanuzzi vs. UTEP | 11/5/2011 |
| 395 Chase Clement vs. UTEP | 11/3/2007 |
| 384 Chase Clement vs. Army | 11/8/2008 |
| 381 Chase Clement vs. Houston | 11/29/2008 |
| 380 Jake Constantine vs. WKU | 11/13/2021 |
| 373 Driphus Jackson at North Texas | 9/19/2015 |
| 372 Chase Clement at UTEP | 11/1/2008 |
| 364 Chase Clement at SMU | 11/10/2007 |
| 359 Driphus Jackson at UTSA | 11/21/2015 |
| 355 Chase Clement at Houston | 10/13/2007 |
| 345 Chase Clement vs. Tulane | 11/17/2007 |
| 337 Driphus Jackson at Louisiana Tech | 11/29/2014 |
| 327 Mike Collins at North Texas | 11/21/2020 |
| 321 Chase Clement at Tulsa | 10/4/2008 |
| 318 Chase Clement at Memphis | 9/6/2008 |
| 318 Driphus Jackson vs. Fresno State | 12/24/2014 |
| 315 Chase Clement vs. Marshall | 11/22/2008 |
| 314 Taylor McHargue vs. Marshall | 9/22/2012 |
| 313 Wiley Green vs. UTEP | 11/3/2018 |
| 307 Chase Clement vs. Western Michigan | 12/30/2008 |

100-YARD RUSHING GAMES

| | |
|--|-------------------|
| 224 Juma Otoviano vs. Old Dominion | 11/24/2018 |
| 215 Charles Ross vs. Louisiana Tech | 11/16/2013 |
| 186 Ari Broussard at Charlotte | 11/6/2021 |
| 183 Quinton Smith at UCF | 10/21/2006 |
| 178 Sam McGuffie at Tulsa | 11/6/2010 |
| 173 Emmanuel Esukpa vs. Prairie View A&M | 8/25/2018 |
| 171 Quinton Smith at UTEP | 11/4/2006 |
| 170 Tyler Smith at Houston | 10/27/2011 |
| 167 Charles Ross at New Mexico State | 10/19/2013 |
| 165 Austin Walter at Wake Forest | 9/29/2018 |
| 160 Jordan Myers vs. Texas Southern | 9/25/2021 |
| 157 Charles Ross vs. Kansas | 9/14/2013 |
| 156 John Wall vs. Tulsa | 11/12/2005 |
| 154 Quinton Smith vs. UTEP | 10/29/2005 |
| 154 Charles Ross at UTEP | 11/24/2012 |
| 153 Nahshon Ellerbe vs. Southern Miss | 11/11/2017 |
| 153 Taylor McHargue vs. Marshall | 9/22/2012 |
| 152 Charles Ross vs. UTEP | 10/26/2013 |
| 150 Jowan Davis vs. Old Dominion | 9/20/2014 |
| 149 Aston Walter at UTEP | 11/30/2019 |
| 145 Tyler Smith vs. Tulane | 11/19/2011 |
| 143 Quinton Smith vs. Tulane | 11/12/2005 |
| 143 Jeremy Eddington vs. East Carolina | 11/20/2010 |
| 141 Darik Dillard vs. Hawaii | 10/4/2014 |
| 140 Turner Petersen at Houston | 10/27/2011 |
| 136 Taylor Petersen vs. Southern Miss | 10/27/2012 |
| 132 Samuel Stewart at Southern Miss | 10/1/2016 |
| 131 Jowan Davis at Southern Miss | 9/27/2014 |
| 130 Jowan Davis at UAB | 11/21/2013 |
| 130 Samuel Stewart at Texas | 9/12/2015 |
| 127 Tyler Smith vs. UTEP | 11/21/2009 |
| 126 Darik Dillard vs. Baylor | 9/16/2016 |
| 125 Quinton Smith at ECU | 10/8/2005 |
| 124 Quinton Smith vs. Navy | 10/22/2005 |
| 124 Chase Clement at SMU | 11/10/2007 |
| 121 Jowan Davis vs. UTSA | 11/8/2014 |
| 117 Charles Ross vs. UTSA | 10/13/2012 |
| 116 Charles Ross at Louisiana Tech | 9/15/2012 |
| 116 Samuel Stewart vs. Prairie View A&M | 10/22/2016 |
| 115 Quinton Smith vs. ECU | 11/18/2006 |
| 114 Sam McGuffie vs. East Carolina | 11/20/2010 |

| | |
|---|-------------------|
| 113 Tyler Smith at Houston | 11/28/2009 |
| 112 Quinton Smith at Houston | 11/26/2005 |
| 112 Aston Walter vs. Louisiana Tech | 9/28/2019 |
| 111 C.J. Ugokwe at Tulane | 10/25/2008 |
| 111 Juma Otoviano at Southern Miss | 10/31/2020 |
| 110 C.J. Ugokwe vs. Houston | 11/29/2008 |
| 109 Charles Ross vs. Marshall | 12/7/2013 |
| 109 Aston Walter at UTSA | 10/19/2019 |
| 108 Joel Armstong vs. UCF | 11/19/2005 |
| 108 Quinton Smith vs. Houston | 9/2/2006 |
| 107 Charles Ross at Texas A&M | 8/31/2013 |
| 107 Austin Walter vs. Wagner | 9/5/2015 |
| 106 Darik Dillard at Florida Atlantic | 10/10/2015 |
| 106 Aston Walter at Middle Tennessee | 11/16/2019 |
| 105 Charles Ross at Houston | 11/28/2009 |
| 104 Quinton Smith at Florida State | 9/23/2006 |
| 104 Emmanuel Esukpa at Hawai'i | 9/8/2018 |
| 103 Chase Clement vs. UTEP | 11/3/2007 |
| 103 C.J. Ugokwe at UTEP | 11/1/2008 |
| 103 Jeremy Eddington at Tulane | 11/13/2010 |
| 103 Nahshon Ellerbe at Army West Point | 8/30/2019 |
| 102 Luke Turner at Tulsa | 10/20/2012 |
| 102 Jowan Davis at North Texas | 9/19/2015 |
| 102 Aston Walter at UAB | 10/5/2019 |
| 101 Charles Ross at North Texas | 10/31/2013 |
| 100 Justin Hill at Southern Miss | 10/3/2007 |

100-YARD RECEIVING GAMES

| | |
|---|-------------------|
| 208 James Casey at Memphis | 9/6/2008 |
| 185 Jordan Taylor vs. UTEP | 10/26/2013 |
| 172 James Casey vs. Houston | 11/29/2008 |
| 171 Jarett Dillard at Army | 9/30/2006 |
| 168 Jarett Dillard vs. UTEP | 11/3/2007 |
| 163 Dennis Parks at North Texas | 9/19/2015 |
| 158 Jarett Dillard at Texas | 9/20/2008 |
| 158 Toren Dixon vs. Tulane | 11/14/2009 |
| 157 Vance McDonald vs. UTEP | 11/5/2011 |
| 153 Jordan Taylor vs. Air Force | 12/29/2012 |
| 150 Mario Hull vs. UTEP | 11/21/2014 |
| 145 Jarett Dillard vs. SMU | 11/25/2006 |
| 144 Jarett Dillard vs. Army | 11/8/2008 |
| 143 Temi Alaka vs. Prairie View A&M | 10/22/2016 |
| 143 Austin Trammell at Southern Miss | 10/31/2020 |
| 143 Jake Bailey vs. North Texas | 10/30/2021 |
| 143 Jake Bailey at Charlotte | 11/6/2021 |
| 142 Jarett Dillard at Tulsa | 10/4/2008 |
| 142 James Casey at UTEP | 11/1/2008 |
| 141 Jarett Dillard vs. Southern Miss | 10/18/2008 |
| 138 Nate German at UTSA | 11/21/2015 |
| 138 Bradley Rozner at UTSA | 10/19/2019 |
| 137 Jarett Dillard at Tulsa | 11/11/2006 |
| 137 Jordan Taylor vs. North Texas | 10/25/2014 |
| 136 Jordan Taylor at Louisiana Tech | 11/29/2014 |
| 133 Jarett Dillard at Houston | 10/13/2007 |
| 133 August Pitre III vs. WKU | 11/13/2021 |
| 131 Jordan Taylor vs. Marshall | 12/7/2013 |
| 130 Bradley Rozner at Middle Tennessee | 11/16/2019 |
| 128 Jarett Dillard at SMU | 11/10/2007 |
| 120 James Casey at Tulsa | 10/4/2008 |
| 120 Corbin Smiter vs. Marshall | 11/22/2008 |
| 120 Toren Dixon at Oklahoma State | 9/19/2009 |
| 120 Zach Wright vs. North Texas | 9/24/2016 |
| 119 Sam McGuffie vs. Houston | 9/29/2012 |
| 116 Zach Wright at UTEP | 11/6/2015 |
| 116 Austin Trammell at North Texas | 11/21/2020 |
| 115 James Casey at Vanderbilt | 9/13/2008 |
| 115 Toren Dixon at East Carolina | 10/17/2009 |
| 115 Jordan Taylor at FIU | 11/1/2014 |
| 114 Jarett Dillard vs North Texas | 9/27/2008 |

| | |
|--|-------------------|
| 114 Toren Dixon vs. Southern Miss | 10/18/2008 |
| 113 Jarett Dillard vs. Florida State | 9/23/2006 |
| 113 James Casey vs. Tulane | 11/17/2007 |
| 113 James Casey vs. Southern Miss | 10/18/2008 |
| 113 Austin Trammell at UAB | 10/5/2019 |
| 112 James Casey vs. Western Michigan | 12/30/2008 |
| 112 Austin Trammell vs. UTEP | 11/3/2018 |
| 111 Jarett Dillard vs. UAB | 10/14/2006 |
| 111 Zach Wright at Charlotte | 11/12/2016 |
| 110 James Casey vs. Tulsa | 11/24/2007 |
| 109 Joel Armstrong vs. Tulsa | 11/24/2007 |
| 109 Sam McGuffie vs. Marshall | 9/22/2012 |
| 109 Dennis Parks vs. Fresno State | 12/24/2014 |
| 108 Cedric Patterson III vs. Texas Southern | 9/25/2021 |
| 108 August Pitre III at UAB | 10/23/2021 |
| 105 Jarett Dillard at Vanderbilt | 9/13/2008 |
| 105 Aaron Cephus at UTSA | 10/21/2017 |
| 104 Austin Walter vs. UTEP | 11/3/2018 |
| 104 Corbin Smith vs. Army | 11/8/2008 |
| 104 Luke Willson vs. Tulsa | 10/22/2011 |
| 103 Vance McDonald at Tulane | 11/13/2010 |
| 103 Jordan Taylor vs. Hawaii | 10/4/2014 |
| 103 Bradley Rozner vs. Wake Forest | 9/6/2019 |
| 102 Jarett Dillard at UCLA | 9/9/2006 |
| 102 Turner Petersen vs. Houston | 9/21/2013 |
| 101 Austin Walter at Louisiana Tech | 11/10/2018 |
| 101 James Casey at Marshall | 10/27/2007 |
| 101 Toren Dixon vs. North Texas | 9/27/2008 |
| 101 Jordan Taylor at Kansas | 9/8/2012 |
| 100 Aaron Cephus at UAB | 11/4/2017 |



NUMERICAL ROSTER

| No. | Name | Pos. |
|-----|----------------------|-------|
| 0 | Adrian Bickham | RUSH |
| 1 | Antonio Montero | LB |
| 1 | Cameron Montgomery | WR |
| 2 | Tre'shon Devones | CB |
| 2 | Collin Riccitelli | K |
| 2 | Bradley Rozner | WR |
| 3 | JoVoni Johnson | QB |
| 3 | Naeem Smith | SAF |
| 4 | Prudy Calderon | SAF |
| 4 | Cedric Patterson III | WR |
| 5 | Chike Anigbogou | SAF |
| 5 | Wiley Green | QB |
| 6 | Desmyn Baker | LB |
| 6 | Khalan Griffin | RB |
| 7 | Jordan Myers | RB |
| 7 | Trey Schuman | DE |
| 8 | Juma Otoviano | RB |
| 8 | Kebreyun Page | LB |
| 9 | Kirk Lockhart | SAF |
| 9 | TJ McMahon | QB |
| 10 | Jake Constantine | QB |
| 10 | Kenneth Orji | RUSH |
| 11 | Jake Bailey | WR |
| 12 | Josh Percy | LB/DE |
| 12 | Luke McCaffrey | QB |
| 13 | Zane Knipe | WR |
| 13 | Lamont Narcisse | CB |
| 14 | Jaren Banks | LB |
| 14 | Nate Kamper | TE |
| 15 | Andrew Bird | CB |
| 15 | Shawqi Itraish | QB |
| 16 | Andrew Mason | WR |
| 17 | Kobie Campbell | WR |
| 17 | Treshawn Chamberlain | LB |
| 18 | Miles Adams | DE |
| 18 | Robert French | TE |
| 19 | DJ Arkansas | SAF |
| 19 | Peyton Stevenson | WR |
| 20 | George Nyakwol | DB |
| 21 | Joshua Bailey | QB |
| 21 | Garrett Braden | LB |
| 22 | Jason White | CB |
| 23 | Isaiah Richardson | DB |
| 24 | Miles McCord | DB |
| 25 | Jordan Dunbar | CB |
| 25 | Reid Westervelt | WR |
| 26 | Christian Francisco | RB |
| 26 | Gabe Taylor | DB |
| 27 | Andrew Awe | LB |
| 28 | Jonathan Jean | CB |
| 29 | Sean Fresch | CB |
| 30 | Ari Broussard | RB |
| 30 | Elroyal Morris Jr. | DL |
| 31 | Christian Vansickle | P/K |
| 31 | Marcus Williams | SAF |
| 32 | Jared Albert | DB |
| 32 | Jerry Johnson III | FB |
| 33 | Myron Morrison | LB |
| 34 | Terreance Ellis | LB |

ALPHABETICAL ROSTER

*Year in school unchanged from 2020

| No. | Name | Pos | Ht | Wt | Cl/Yrs | L | Hometown/Previous School |
|-----|-----------------------|------|------|-----|-----------|---|--|
| 18 | Adams, Miles | DE | 6-4 | 238 | RS SO-1L | | Houston, Texas/Strake Jesuit |
| 32 | Albert, Jared | CB | 6-3 | 185 | TFR | | New Orleans, La./Lusher |
| 5 | Anigbogou, Chike | SAF | 5-10 | 194 | RS FR-1L | | Missouri City, Texas/Ridge Point |
| 19 | Arkansas, DJ | LB | 6-2 | 200 | TFR | | Denton, Texas/Ryan |
| 27 | Awe, Andrew | LB | 6-2 | 198 | TFR | | Mansfield, Texas/Mansfield Lake Ridge |
| 11 | Bailey, Jake | WR | 5-10 | 180 | SO-2L | | San Clemente, Calif./St. John Bosco |
| 21 | Bailey, Joshua | QB | 6-4 | 185 | TFR | | Mandeville, La./Fontainebleau |
| 6 | Baker, Desmyn | LB | 6-2 | 230 | JR-TR | | Clinton, Miss./NW Mississippi CC |
| 58 | Baker, Shea | OL | 6-1 | 299 | RS JR-3L | | Round Rock, Texas/Cedar Ridge |
| 14 | Banks, Jaren | LB | 6-0 | 213 | JR-TR-1L | | Junction City, Ore./New Mexico Military |
| 0 | Bickham, Adrian | RUSH | 6-3 | 214 | SO-2L | | Angie, La./Varnado |
| 15 | Bird, Andrew | CB | 6-1 | 185 | RS SO-2L | | Fort Worth, Texas/All Saints Episcopal |
| 75 | Boenisch, Blake | DL | 6-3 | 300 | TFR | | Needville, Texas/Needville |
| 87 | Bradley, Jack | TE | 6-5 | 244 | SO-2L | | Dallas, Texas/Bishop Lynch |
| 21 | Braden, Garrett | LB | 6-2 | 213 | RS FR-1L | | New Canaan, Conn./New Canaan |
| 30 | Broussard, Ari | RB | 6-0 | 215 | RS SO-21L | | New Orleans, La./Lusher |
| 82 | Bull, Jaeger | TE | 6-4 | 233 | RS JR-3L | | Corpus Christi, Texas/Flour Bluff |
| 4 | Calderon, Prudy | SAF | 5-11 | 213 | JR-3L | | San Marcos, Texas/San Marcos |
| 17 | Campbell, Kobie | WR | 5-7 | 165 | FR-1L | | Missouri City, Texas/Hightower |
| 55 | Carroll, De'Braylon | NT | 6-0 | 287 | SO-1L | | Duncanville, Texas/Duncanville |
| 17 | Chamberlain, Treshawn | LB | 5-10 | 201 | JR-2L | | Greenwood, S.C./Emerald |
| 10 | Constantine, Jake | QB | 6-2 | 200 | GR-TR | | Camarillo, Calif./Weber State |
| 2 | Devones, Tre'shon | CB | 6-0 | 176 | SO-2L | | Duncanville, Texas/Duncanville |
| 48 | Doddridge, Jacob | DE | 6-3 | 242 | RS SO-2L | | Southlake, Texas/Southlake Carroll |
| 25 | Dunbar, Jordan | CB | 5-11 | 180 | FR-1L | | Tarrytown, N.Y./Iona Prep |
| 34 | Ellis, Terreance | LB | 6-2 | 205 | FR-1L | | Pearland, Texas/Shadow Creek |
| 91 | Enechukwu, Ikenna | DE | 6-3 | 256 | RS SO-2L | | Kansas City, Mo./Ruskin |
| 75 | Ferraro, Derek | OL | 6-6 | 286 | RS SO-1L | | New Rochelle, N.Y./Iona Prep |
| 50 | Floyd, Izeya | OL | 6-2 | 318 | RS FR-1L | | Frisco, Texas/Reedy |
| 80 | Folmar, Jay | WR | 6-1 | 185 | TFR | | Dothan, Ala./Dothan |
| 26 | Francisco, Christian | RB | 5-9 | 170 | TFR | | Rogers, Ark./Rogers |
| 18 | French, Robert | TE | 6-5 | 241 | RS SO-2L | | Jacksonville, Fla./Bartram Trail |
| 29 | Fresch, Sean | CB | 5-8 | 170 | FR-1L | | Austin, Texas/Lyndon B. Johnson |
| 73 | Garcia, Cole | OL | 6-4 | 293 | RS SO-2L | | Dallas, Texas/Bishop Lynch |
| 92 | Garcia, Elijah | DT | 6-5 | 302 | GR-4L | | San Antonio, Texas/Stevens |
| 5 | Green, Wiley | QB | 6-3 | 211 | RS SO-2L | | Coppell, Texas/Prestonwood Christian |
| 6 | Griffin, Khalan | RB | 5-10 | 215 | FR-1L | | Tyler, Texas/Chapel Hill |
| 50 | Hanley, Hunter | RUSH | 6-2 | 219 | RS FR-1L | | Hershey, Pa./Milton Hershey |
| 44 | Hargon, Geron | LB | 6-2 | 220 | FR-1L | | Shreveport, La./Captain Shreve |
| 52 | Hargrove, Jalen | DL | 6-4 | 305 | TFR | | Patterson, N.J./Choate Rosemary Hall |
| 81 | Hebeisen, Jaggar | TE | 6-4 | 225 | TFR | | Colleyville, Tenn./Heritage |
| 98 | Heitmann, Van | DL | 6-6 | 200 | FR-1L | | Houston, Texas/Stratford |
| 42 | Hibbard, Brian | FB | 6-0 | 230 | FR-1L | | Baton Rouge, La./Catholic |
| 67 | Hughes, Connor | OL | 6-2 | 284 | RS FR-1L | | Katy, Texas/Cinco Ranch |
| 15 | Itraish, Shawqi | QB | 6-3 | 190 | TFR | | Bradenton, Fla./Braden River |
| 95 | James, Caleb | DE | 6-0 | 282 | FR-1L | | Cypress, Texas/North Shore |
| 28 | Jean, Jonathan | CB | 5-10 | 175 | TFR | | Lakeland, Fla./Victory Christian |
| 83 | Felder, Zion | WR | 6-0 | 165 | TFR | | Manvel, Texas/Manvel |
| 32 | Johnson III, Jerry | FB | 6-1 | 232 | RS FR-1L | | Port Saint Lucie, Fla./Treasure Coast |
| 3 | Johnson, JoVoni | QB | 6-3 | 215 | RS FR-2L | | Conway, Ark./Conway |
| 14 | Kamper, Nate | TE | 6-6 | 222 | FR-1L | | Fort Hood, Texas/Killeen |
| 54 | Klarkowski, Issac | OL | 6-2 | 280 | RS FR-2L | | Green Bay, Wisc./Southwest |
| 13 | Knipe, Zane | WR | 5-11 | 180 | RS FR | | Houston, Texas/Lamar |
| 99 | Latos, Cole | DL | 6-5 | 270 | FR-1L | | Allen, Texas/Allen |
| 53 | Leone, Mike | OL | 6-5 | 270 | FR-1L | | Bryn Mawr, Pa./The Hun School |
| 9 | Lockhart, Kirk | SAF | 5-11 | 187 | SO-2L | | Cedar Hill, Texas/Cedar Hill |
| 76 | Long, John | OL | 6-4 | 300 | TFR | | Kempner, Texas/Lampasas |
| 51 | Martinez, Will | NT | 6-2 | 230 | RS FR-1L | | Houston, Texas/Lamar |
| 16 | Mason, Andrew | WR | 5-10 | 157 | FR-1L | | Spring Hill, Tenn./Ravenwood |
| 12 | McCaffrey, Luke | QB | 6-2 | 200 | RS-FR-TR | | Highlands Ranch, Colo./Nebraska |
| 24 | McCord, Miles | DB | 6-1 | 160 | RS SO-1L | | Huntington Beach, Calif./Golden West College |
| 9 | McMahon, TJ | QB | 6-0 | 197 | JR-TR-1L | | Anaheim, Calif./Cerritos College |
| 84 | Mecom, Bennett | WR | 6-3 | 197 | RS FR-1L | | Frisco, Texas/Reedy |
| 99 | Mendes, Charlie | P | 6-3 | 195 | RS FR-1L | | Van Nuys, Calif./Harvard-Westlake |

ALPHABETICAL ROSTER *Year in school unchanged from 2020

| No. | Name | Ht | Wt | Pos | Cl/Yr | L | Hometown/Previous School |
|-----|-----------------------|------|------|-----|----------|---|---------------------------------------|
| 1 | Montero, Antonio | LB | 6-0 | 222 | JR-3L | | Eden Prairie, Minn./Eden Prairie |
| 1 | Montgomery, Cameron | WR | 5-5 | 160 | RS JR-2L | | Stafford, Texas/Stafford |
| 30 | Morris, Elroyal | DL | 6-3 | 270 | TFR | | Houston, Texas/Dekaney |
| 33 | Morrison, Myron | LB | 6-3 | 204 | RS FR-1L | | Humble, Texas/Atascocita |
| 7 | Myers, Jordan | RB | 6-2 | 216 | GR-4L | | Dickinson, Texas/Dickinson |
| 13 | Narcisse, Lamont | CB | 5-11 | 168 | FR-1L | | Pasadena, Calif./Calabasas |
| 52 | Nutter, Braedon | OL | 6-3 | 290 | FR-1L | | Tomball, Texas/Memorial |
| 20 | Nyakwol, George | SAF | 6-0 | 182 | SR-4L | | Houston, Texas/Aldine Eisenhower |
| 78 | Onianwa, Ethan | OL | 6-6 | 300 | TFR | | Katy, Texas/Cinco Ranch |
| 10 | Orji, Kenneth | RUSH | 6-2 | 253 | RS JR-3L | | Missouri City, Texas/Elkins |
| 8 | Otoviano, Juma | RB | 5-10 | 201 | RS SO-2L | | Arlington, Texas/James Martin |
| 8 | Page, Kebreyun | LB | 6-2 | 205 | RS SO-2L | | Cedar Hill, Texas/Cedar Hill |
| 4 | Patterson III, Cedric | WR | 5-11 | 180 | GR-TR | | Crosby, Texas/New Mexico |
| 12 | Pearcy, Josh | DE | 6-2 | 242 | RS FR-1L | | Moorestown, N.J./Moorestown |
| 62 | Pepe, Faaeanuu | OL | 6-4 | 330 | TFR | | Bellflower, Calif./Orange Lutheran |
| 63 | Peterson, Brandt | OL | 6-6 | 290 | RS JR-1L | | Austin, Texas/Hyde Park Baptist |
| 72 | Phillippi, Trey | OT | 6-5 | 260 | FR-1L | | Montgomery, Texas/Montgomery |
| 88 | Pitre III, August | WR | 6-2 | 174 | RS SO-2L | | Opelousas, La./Northwest |
| 40 | Reeves, Jalen | RUSH | 6-0 | 210 | FR-1L | | Hollywood, Fla./NSU University School |
| 2 | Riccitelli, Collin | K | 6-0 | 206 | GR-TR-1L | | San Marcos, Calif./Stanford |
| 23 | Richardson, Isaiah | DB | 6-1 | 202 | RS JR-3L | | Richmond, Texas/Foster |
| 34 | Riddle, Campbell | DS | 6-2 | 219 | JR-3L | | Peoria, Ariz./Centennial |
| 79 | Riddle, Regan | OL | 6-1 | 287 | RS FR-1L | | Dallas, Texas/Highland Park |
| 2 | Rozner, Bradley | WR | 6-5 | 204 | JR-1L | | Needville, Texas/Cisco JC |
| 7 | Schuman, Trey | DE | 6-2 | 261 | RS JR-3L | | Burleson, Texas/Burleson |
| 71 | Servin, Clay | OL | 6-4 | 292 | RS SO-2L | | Richardson, Texas/J.J. Pearce |
| 42 | Seymour Jr., Kenny | LB | 6-3 | 225 | TFR | | League City, Texas/Fort Bend Marshall |
| 77 | Sheriff, Adam | OL | 6-4 | 285 | SO | | Prosper, Texas/Butler CC |
| 35 | Siano, Aidan | LB | 6-0 | 225 | TFR | | Celina, Texas/Prosper |
| 3 | Smith, Naeem | SAF | 5-11 | 197 | SR-2L | | Iowa City, Iowa/Ellsworth JC |
| 19 | Stevenson, Peyton | WR | 6-3 | 190 | TFR | | Demopolis, Ala./Demopolis |
| 61 | Stone, Charlie | OL | 6-0 | 257 | FR-1L | | Austin, Texas/Regents |
| 85 | Suckley, Brendan | TE | 6-2 | 257 | RS SO-1L | | Corpus Christi, Texas/Flour Bluff |
| 26 | Taylor, Gabe | DB | 5-9 | 180 | FR-1L | | Miami, Fla./Gulliver Prep |
| 47 | Tholen, Tommy | LS | 6-2 | 228 | SO TR | | Kansas City, Kan./Butler CC |
| 31 | VanSickle, Christian | K/P | 6-0 | 198 | GR TR | | Charlotte, N.C./Elon |
| 97 | Varner III, Cal | DE | 6-4 | 235 | TFR | | Katy, Texas/Katy |
| 94 | Vinson, Brodie | DL | 6-3 | 325 | TFR | | Jasper, Ala./Jasper |
| 74 | Wagman, Nick | OL | 6-3 | 266 | RS FR-1L | | Potomac, MD./Winston Churchill |
| 86 | Welsh, Connor | TE | 6-3 | 230 | TFR | | North Richland Hills, Texas/Birdville |
| 25 | Westervelt, Reid | WR | 6-3 | 190 | TFR | | Lucas, Texas/Lovejoy |
| 22 | White, Jason | CB | 5-8 | 158 | RS SO-2L | | Desoto, Texas/Bishop Dunne |
| 38 | Williams, Joshua | SAF | 6-1 | 190 | TFR | | Linden, Ala./Linden |
| 31 | Williams, Marcus | SAF | 5-11 | 190 | TFR | | Helena, Ala./Hoover |
| 70 | Woolford, Jovaun | OL | 6-5 | 285 | GR-TR-1L | | Des Plaines, Ill./Colgate |
| 41 | Wyatt, Plae | SAF | 5-11 | 200 | FR-1L | | McKinney, Texas/Boyd |

NUMERICAL ROSTER

| No. | Name | Pos |
|-----|--------------------|------|
| 34 | Campbell Riddle | DS |
| 35 | Aidan Siano | LB |
| 38 | Joshua Williams | SAF |
| 40 | Jalen Reeves | RUSH |
| 41 | Plae Wyatt | SAF |
| 42 | Brian Hibbard | FB |
| 42 | Kenny Seymour Jr | LB |
| 44 | Geron Hargon | LB |
| 47 | Thomas Tholen II | DS |
| 48 | Jacob Doddridge | DE |
| 50 | Izeya Floyd | OL |
| 50 | Hunter Hanley | RUSH |
| 51 | Will Martinez | NT |
| 52 | Jalen Hargrove | DL |
| 52 | Braedon Nutter | OL |
| 53 | Mike Leone | OL |
| 54 | Isaac Klarkowski | OL |
| 55 | De'Braylon Carroll | NT |
| 58 | Shea Baker | OL |
| 61 | Charlie Stone | OL |
| 62 | Faae Pepe | OL |
| 63 | Brandt Peterson | OL |
| 67 | Connor Hughes | OL |
| 70 | Jovaun Woolford | OL |
| 71 | Clay Servin | OL |
| 72 | Trey Phillippi | OT |
| 73 | Cole Garcia | OL |
| 74 | Nick Wagman | OL |
| 75 | Blake Boenisch | DL |
| 75 | Derek Ferraro | OL |
| 76 | John Long | OL |
| 77 | Adam Sheriff | OL |
| 78 | Ethan Onianwa | OL |
| 79 | Regan Riddle | OL |
| 80 | Jay Folmar | WR |
| 81 | Jaggar Hebeisen | TE |
| 82 | Jaegar Bull | TE |
| 83 | Zion Felder | WR |
| 84 | Bennett Mecom | WR |
| 85 | Brendan Suckley | TE |
| 86 | Connor Welsh | TE |
| 87 | Jack Bradley | TE |
| 88 | August Pitre III | WR |
| 91 | Ikenna Enechukwu | DE |
| 92 | Elijah Garcia | DL |
| 94 | Brodie Vinson | DL |
| 95 | Caleb James | DE |
| 97 | Cal Varner III | DE |
| 98 | Van Heitmann | DL |
| 99 | Cole Latos | DL |
| 99 | Charlie Mendes | P |

CLASS CODES

TFR True freshman (enrolled in 2021)
 RS Redshirt
 GR Graduate Student
 TR Transfer student



CAREER STATS

#18 DE MILES ADAMS

| YEAR | GP-GS | UT | AT | TOTAL | TFL | SACKS | FR | INT | PBU |
|---------------|-------------|----------|----------|----------|--------------|--------------|----------|----------|----------|
| 2019 | 1-0 | 0 | 0 | 0 | 0.0-0 | 0.0-0 | 0 | 0 | 0 |
| 2020 | 3-0 | 0 | 0 | 0 | 0.0-0 | 0.0-0 | 0 | 0 | 0 |
| 2021 | 10-0 | 1 | 3 | 4 | 0.0-0 | 0.0-0 | 0 | 0 | 0 |
| Career | 14-0 | 1 | 3 | 4 | 0.0-0 | 0.0-0 | 0 | 0 | 0 |

#5 S CHIKE ANIGBOGU

| YEAR | GP-GS | UT | AT | TOTAL | TFL | SACKS | FF | QBH | PBU |
|---------------|-------------|----------|-----------|-----------|--------------|--------------|----------|----------|----------|
| 2019 | 4-0 | 0 | 0 | 0 | 0.0-0 | 0.0-0 | 0 | 0 | 0 |
| 2020 | 5-1 | 4 | 4 | 8 | 0.0-0 | 0.0-0 | 1 | 0 | 0 |
| 2021 | 9-0 | 5 | 7 | 12 | 1.0-1 | 0.0-0 | 0 | 2 | 1 |
| Career | 19-1 | 9 | 11 | 20 | 1.0-1 | 0.0-0 | 1 | 2 | 1 |

#11 WR JAKE BAILEY

| YEAR | GP-GS | REC | YDS | AVG | TD | LG | KR | YDS | AVG | TD | LONG |
|---------------|--------------|-----------|------------|-------------|----------|-----------|----------|------------|-------------|----------|-----------|
| 2019 | 11-0 | 9 | 53 | 5.9 | 0 | 13 | 0 | 0 | 0.0 | 0 | 0 |
| 2020 | 5-5 | 23 | 276 | 12.8 | 2 | 35 | 7 | 145 | 20.7 | 0 | 39 |
| 2021 | 10-8 | 51 | 656 | 12.9 | 2 | 40 | 0 | 0 | 0.0 | 0 | 0 |
| Career | 26-13 | 83 | 985 | 11.9 | 4 | 40 | 7 | 145 | 20.7 | 0 | 39 |

#6 LB DESMYN BAKER

| YEAR | GP-GS | UT | AT | TOTAL | TFL | SACKS | FF | FR | QBH |
|---------------|------------|-----------|-----------|-----------|---------------|---------------|----------|----------|----------|
| 2021 | 8-5 | 19 | 17 | 36 | 3.0-16 | 1.5-13 | 1 | 1 | 2 |
| Career | 8-5 | 19 | 17 | 36 | 3.0-16 | 1.5-13 | 1 | 1 | 2 |

#0 RUSH ADRIAN BICKHAM

| YEAR | GP-GS | UT | AT | TOTAL | TFL | SACKS | FR | INT | PBU |
|---------------|-------------|----------|----------|-----------|--------------|--------------|----------|----------|----------|
| 2019 | 12-0 | 0 | 1 | 1 | 0.5-1 | 0.0-0 | 0 | 0 | 1 |
| 2020 | 3-0 | 1 | 0 | 1 | 0.0-0 | 0.0-0 | 0 | 0 | 0 |
| 2021 | 10-0 | 6 | 3 | 9 | 0.0-0 | 0.0-0 | 0 | 0 | 0 |
| Career | 24-0 | 7 | 4 | 12 | 0.5-1 | 0.0-0 | 0 | 0 | 1 |

#15 CB ANDREW BIRD

| YEAR | GP-GS | UT | AT | TOTAL | TFL | SACKS | FF | FR | INT | PBU |
|---------------|--------------|-----------|-----------|-----------|--------------|--------------|----------|----------|----------|----------|
| 2018 | 3-1 | 7 | 1 | 8 | 1.0-1 | 0.0-0 | 0 | 0 | 0 | 1 |
| 2019 | 10-8 | 21 | 9 | 30 | 2.0-6 | 0.0-0 | 0 | 0 | 1 | 2 |
| 2020 | 3-2 | 3 | 4 | 7 | 0.5-1 | 0.0-0 | 0 | 0 | 1 | 4 |
| 2021 | 9-0 | 2 | 0 | 2 | 0.0-0 | 0.0-0 | 0 | 0 | 0 | 0 |
| Career | 23-11 | 33 | 14 | 47 | 3.5-8 | 0.0-0 | 0 | 0 | 2 | 7 |

#87 TE JACK BRADLEY

| YEAR | GP-GS | REC | YDS | AVG | TD | LONG |
|---------------|--------------|-----------|------------|-------------|----------|-----------|
| 2019 | 12-3 | 1 | 8 | 8.0 | 0 | 8 |
| 2020 | 5-5 | 3 | 71 | 23.7 | 1 | 27 |
| 2021 | 9-9 | 14 | 129 | 9.2 | 0 | 17 |
| Career | 26-17 | 18 | 208 | 11.6 | 1 | 27 |

#30 RB ARI BROUSSARD

| YEAR | GP-GS | RUSH | YDS | AVG | TD | LONG |
|---------------|-------------|------------|------------|------------|----------|-----------|
| 2018 | 2-0 | 0 | 0 | 0.0 | 0 | 0 |
| 2019 | 10-0 | 0 | 0 | 0.0 | 0 | 0 |
| 2020 | 5-0 | 25 | 87 | 3.5 | 0 | 16 |
| 2021 | 10-1 | 102 | 533 | 5.2 | 2 | 40 |
| Career | 27-1 | 127 | 620 | 4.9 | 2 | 40 |

#82 TE JAEGER BULL

| YEAR | GP-GS | REC | YDS | AVG | TD | LONG |
|---------------|--------------|-----------|-----------|------------|----------|-----------|
| 2018 | 10-5 | 5 | 26 | 5.2 | 1 | 10 |
| 2019 | 12-6 | 1 | 4 | 4.0 | 0 | 4 |
| 2020 | 5-2 | 0 | 0 | 0.0 | 0 | 0 |
| 2021 | 9-3 | 7 | 37 | 5.3 | 2 | 13 |
| Career | 36-15 | 13 | 67 | 5.2 | 3 | 13 |

#4 DB PRUDY CALDERON

| YEAR | GP-GS | UT | AT | TOTAL | TFL | SACKS | FF | FR | INT | PBU |
|---------------|--------------|-----------|-----------|-----------|--------------|--------------|----------|----------|----------|-----------|
| 2018 | 13-8 | 26 | 12 | 38 | 1.0-2 | 0.0-0 | 1 | 1 | 4 | 11 |
| 2019 | 11-1 | 9 | 7 | 16 | 1.0-1 | 0.0-0 | 0 | 0 | 0 | 6 |
| 2020 | 5-4 | 4 | 6 | 10 | 0.0-0 | 0.0-0 | 0 | 0 | 0 | 2 |
| 2021 | 7-2 | 3 | 3 | 6 | 0.0-0 | 0.0-0 | 0 | 0 | 0 | 0 |
| Career | 36-15 | 42 | 28 | 70 | 2.0-3 | 0.0-0 | 1 | 1 | 4 | 19 |

#55 DT DE'BRAYLON CARROLL

| YEAR | GP-GS | UT | AT | TOTAL | TFL | SACKS | FF | FR | QBH |
|---------------|-------------|-----------|-----------|-----------|---------------|---------------|----------|----------|----------|
| 2019 | 12-0 | 7 | 7 | 14 | 2.5-17 | 1.0-14 | 0 | 0 | 1 |
| 2020 | 5-5 | 3 | 18 | 21 | 3.0-15 | 1.5-13 | 0 | 0 | 2 |
| Career | 17-5 | 10 | 25 | 35 | 5.5-32 | 2.5-27 | 0 | 0 | 3 |

#17 LB TRESHAWN CHAMBERLAIN

| YEAR | GP-GS | UT | AT | TOTAL | TFL | SACKS | INT | FR | QBH |
|---------------|--------------|-----------|-----------|------------|---------------|--------------|----------|----------|----------|
| 2018 | 13-8 | 30 | 20 | 50 | 3.5-9 | 1.0-4 | 0 | 1 | 3 |
| 2019 | 12-12 | 31 | 33 | 64 | 2.0-4 | 0.5-1 | 2 | 0 | 2 |
| 2020 | 4-3 | 12 | 15 | 27 | 1.0-3 | 0.5-2 | 1 | 0 | 0 |
| 2021 | 3-3 | 5 | 7 | 12 | 0.0-0 | 0.0-0 | 0 | 0 | 0 |
| Career | 32-26 | 78 | 75 | 153 | 6.5-16 | 2.0-7 | 3 | 1 | 5 |

#10 QB JAKE CONSTANTINE

| YEAR | GP-GS | C-A | PCT | YDS | AVG/G | TD | INT | LONG |
|---------------|--------------|----------------|-------------|-------------|--------------|-----------|-----------|-----------|
| 2018 | 12-11 | 208-341 | 61.0 | 2205 | 183.8 | 18 | 12 | 69 |
| 2019 | 12-12 | 210-344 | 61.0 | 2223 | 185.2 | 15 | 10 | 69 |
| 2021 | 7-5 | 112-181 | 61.9 | 1439 | 205.6 | 6 | 7 | 73 |
| Career | 31-28 | 530-866 | 61.2 | 5867 | 189.3 | 39 | 29 | 73 |

YEAR RUSH YDS AVG TD LONG

| YEAR | RUSH | YDS | AVG | TD | LONG |
|---------------|------------|------------|-------------|----------|-----------|
| 2018 | 46 | -108 | -2.3 | 2 | 11 |
| 2019 | 39 | 35 | 0.9 | 1 | 30 |
| 2021 | 27 | -24 | -0.9 | 0 | 12 |
| Career | 112 | -97 | -0.9 | 3 | 30 |

#2 CB TRE'SHON DEVONES

| YEAR | GP-GS | UT | AT | TOTAL | TFL | SACKS | FF | FR | PBU |
|---------------|-------------|-----------|----------|-----------|--------------|--------------|----------|----------|----------|
| 2019 | 11-4 | 9 | 6 | 15 | 0.0-0 | 0.0-0 | 1 | 0 | 2 |
| 2020 | 3-3 | 6 | 3 | 9 | 0.0-0 | 0.0-0 | 0 | 1 | 1 |
| Career | 14-7 | 15 | 9 | 24 | 0.0-0 | 0.0-0 | 1 | 1 | 3 |

#25 CB JORDAN DUNBAR

| YEAR | GP-GS | UT | AT | TOTAL | TFL | SACKS | FF | FR | PBU |
|---------------|-------------|-----------|----------|-----------|--------------|--------------|----------|----------|----------|
| 2020 | 1-0 | 0 | 0 | 0 | 0.0-0 | 0.0-0 | 0 | 0 | 0 |
| 2021 | 10-8 | 18 | 6 | 24 | 0.0-0 | 0.0-0 | 0 | 0 | 7 |
| Career | 11-8 | 18 | 6 | 24 | 0.0-0 | 0.0-0 | 0 | 0 | 7 |

#91 DE IKENNA ENECHUKWU

| YEAR | GP-GS | UT | AT | TOTAL | TFL | SACKS | FF | FR | QBH |
|---------------|--------------|-----------|-----------|-----------|----------------|---------------|----------|----------|----------|
| 2018 | 1-0 | 0 | 0 | 0 | 0.0-0 | 0.0-0 | 0 | 0 | 0 |
| 2019 | 11-3 | 7 | 20 | 27 | 4.5-19 | 1.5-13 | 0 | 0 | 0 |
| 2020 | 5-2 | 4 | 6 | 10 | 0.0-0 | 0.0-0 | 0 | 0 | 2 |
| 2021 | 10-10 | 11 | 24 | 35 | 6.0-30 | 3.0-21 | 1 | 0 | 4 |
| Career | 27-15 | 22 | 50 | 72 | 10.5-49 | 4.5-34 | 1 | 0 | 6 |

#18 TE ROBERT FRENCH

| YEAR | GP-GS | REC | YDS | AVG | TD | LONG |
|---------------|-------------|-----------|-----------|------------|----------|-----------|
| 2018 | 2-0 | 0 | 0 | 0.0 | 0 | 0 |
| 2019 | 11-1 | 2 | 17 | 8.5 | 0 | 9 |
| 2020 | 4-0 | 4 | 23 | 5.8 | 0 | 11 |
| 2021 | 10-0 | 4 | 48 | 12.0 | 1 | 19 |
| Career | 27-1 | 10 | 88 | 8.9 | 1 | 19 |

#29 CB SEAN FRESH

| YEAR | GP-GS | UT | AT | TOTAL | TFL | SACKS | INT | FR | PBU |
|---------------|-------------|-----------|-----------|-----------|--------------|--------------|----------|----------|----------|
| 2020 | 1-1 | 1 | 1 | 2 | 0.0-0 | 0.0-0 | 0 | 0 | 0 |
| 2021 | 10-5 | 10 | 10 | 20 | 0.5-1 | 0.0-0 | 1 | 0 | 3 |
| Career | 11-6 | 11 | 11 | 22 | 0.5-1 | 0.0-0 | 1 | 0 | 3 |

#92 DT ELIJAH GARCIA

| YEAR | GP-GS | UT | AT | TOTAL | TFL | SACKS | FF | FR | QBH |
|---------------|--------------|-----------|------------|------------|----------------|---------------|----------|----------|-----------|
| 2017 | 9-0 | 1 | 4 | 5 | 0.5-0 | 0.0-0 | 0 | 0 | 0 |
| 2018 | 13-8 | 19 | 21 | 40 | 3.5-20 | 1.0-10 | 0 | 0 | 2 |
| 2019 | 12-10 | 18 | 32 | 50 | 4.0-7 | 0.5-4 | 1 | 0 | 3 |
| 2020 | 5-5 | 10 | 18 | 28 | 0.0-0 | 0.0-0 | 0 | 0 | 3 |
| 2021 | 10-10 | 23 | 32 | 55 | 3.5-31 | 3.5-30 | 0 | 1 | 2 |
| Career | 49-33 | 71 | 107 | 178 | 11.5-58 | 5.0-44 | 1 | 1 | 10 |

#5 QB WILEY GREEN

| YEAR | GP-GS | C-A | PCT | YDS | AVG/G | TD | INT | LONG |
|---------------|--------------|----------------|-------------|-------------|--------------|-----------|-----------|-----------|
| 2018 | 4-3 | 45-88 | 51.1 | 621 | 155.2 | 3 | 4 | 60 |
| 2019 | 7-7 | 75-142 | 52.8 | 787 | 112.4 | 4 | 2 | 55 |
| 2020 | 1-0 | 2-10 | 20.0 | 27 | 27.0 | 0 | 1 | 16 |
| 2021 | 4-3 | 36-55 | 65.5 | 414 | 103.5 | 4 | 3 | 41 |
| Career | 16-13 | 158-295 | 53.6 | 1849 | 115.6 | 11 | 10 | 60 |

YEAR RUSH YDS AVG TD LONG

| YEAR | RUSH | YDS | AVG | TD | LONG |
|------|------|-------|-----|----|------|
| 2018 | 15 | 34 | 2.3 | 2 | 10 |
| 2019 | 27 | -29</ | | | |

CAREER STATS

#13 WR ZANE KNIPE

| YEAR | GP-GS | RUSH | YDS | AVG | TD | LG | REC | YDS | AVG | TD | LONG |
|---------------|------------|----------|-----------|-------------|----------|-----------|----------|-----------|-------------|----------|-----------|
| 2019 | 4-0 | 4 | 44 | 11.0 | 0 | 17 | 1 | 42 | 42.0 | 0 | 42 |
| 2021 | 3-0 | 0 | 0 | 0.0 | 0 | 0 | 0 | 0 | 0.0 | 0 | 0 |
| Career | 5-0 | 4 | 44 | 11.0 | 0 | 17 | 1 | 42 | 42.0 | 0 | 42 |

#9 CB KIRK LOCKHART

| YEAR | GP-GS | UT | AT | TOTAL | TFL | SACKS | FF | INT | PBU |
|---------------|-------------|-----------|-----------|-----------|---------------|---------------|----------|----------|----------|
| 2019 | 10-0 | 8 | 4 | 12 | 0.0-0 | 0.0-0 | 0 | 0 | 1 |
| 2020 | 4-4 | 16 | 12 | 28 | 1.5-2 | 0.0-0 | 0 | 0 | 0 |
| 2021 | 9-5 | 21 | 19 | 40 | 2.5-13 | 1.0-11 | 2 | 2 | 2 |
| Career | 23-9 | 45 | 35 | 80 | 4.0-15 | 1.0-11 | 2 | 2 | 3 |

#16 WR ANDREW MASON

| YEAR | GP-GS | REC | YDS | AVG | TD | LONG |
|---------------|-------------|----------|-----------|-------------|----------|-----------|
| 2020 | 5-2 | 6 | 74 | 12.3 | 0 | 33 |
| 2021 | 7-0 | 0 | 0 | 0.0 | 0 | 0 |
| Career | 11-2 | 6 | 74 | 12.3 | 0 | 33 |

#12 QB LUKE McCAFFREY

| YEAR | GP-GS | C-A | PCT | YDS | AVG/G | TD | INT | LONG |
|---------------|-------------|---------------|-------------|------------|-------------|----------|-----------|-----------|
| 2019 | 4-0 | 9-12 | 75.0 | 142 | 35.5 | 2 | 0 | 39 |
| 2020 | 7-2 | 48-76 | 63.1 | 466 | 66.6 | 1 | 6 | 45 |
| 2021 | 7-2 | 22-43 | 51.2 | 211 | 35.2 | 1 | 4 | 35 |
| Career | 17-4 | 79-131 | 60.3 | 819 | 51.2 | 4 | 10 | 45 |

| YEAR | RUSH | YDS | AVG | TD | LONG |
|---------------|------------|------------|------------|----------|-----------|
| 2019 | 24 | 166 | 6.9 | 1 | 15 |
| 2020 | 65 | 364 | 5.6 | 3 | 47 |
| 2021 | 30 | 72 | 2.4 | 1 | 18 |
| Career | 119 | 602 | 5.1 | 5 | 47 |

#24 CB MILES MCCORD

| YEAR | GP-GS | UT | AT | TOTAL | TFL | SACKS | INT | FR | PBU |
|---------------|--------------|-----------|-----------|-----------|--------------|--------------|----------|----------|----------|
| 2019 | 4-0 | 0 | 0 | 0 | 0.0-0 | 0.0-0 | 0 | 0 | 0 |
| 2020 | 5-5 | 7 | 7 | 14 | 1.0-3 | 0.0-0 | 1 | 0 | 3 |
| 2021 | 10-7 | 14 | 14 | 28 | 0.5-1 | 0.0-0 | 1 | 0 | 6 |
| Career | 19-12 | 21 | 21 | 42 | 1.5-4 | 0.0-0 | 2 | 0 | 9 |

#99 P CHARLIE MENDES

| YEAR | PUNTS | YDS | AVG | LONG | TB | FC | I20 | 50+ |
|---------------|-----------|-------------|-------------|-----------|----------|-----------|-----------|-----------|
| 2020 | 21 | 898 | 42.8 | 59 | 1 | 5 | 9 | 5 |
| 2021 | 49 | 2106 | 43.0 | 66 | 5 | 5 | 12 | 9 |
| Career | 70 | 3004 | 42.9 | 66 | 6 | 10 | 21 | 14 |

#1 LB ANTONIO MONTERO

| YEAR | GP-GS | UT | AT | TOTAL | TFL | SACKS | FF | FR | PBU |
|---------------|--------------|-----------|------------|------------|----------------|---------------|----------|----------|----------|
| 2018 | 13-9 | 20 | 14 | 34 | 0.5-1 | 0.0-0 | 0 | 0 | 1 |
| 2019 | 12-12 | 32 | 51 | 83 | 5.0-15 | 1-0.8 | 0 | 1 | 3 |
| 2020 | 4-3 | 8 | 16 | 24 | 1.5-8 | 0.0-0 | 0 | 0 | 0 |
| 2021 | 9-9 | 21 | 40 | 61 | 7.5-24 | 2.5-17 | 1 | 1 | 2 |
| Career | 38-33 | 81 | 121 | 202 | 14.5-48 | 3.5-25 | 1 | 2 | 6 |

#1 WR CAMERON MONTGOMERY

| YEAR | GP-GS | RUSH | YDS | AVG | TD | LG | REC | YDS | AVG | TD | LONG |
|---------------|-------------|-----------|------------|------------|----------|-----------|----------|-----------|------------|----------|-----------|
| 2017 | 9-0 | 11 | 72 | 6.5 | 0 | 12 | 0 | 0 | 0.0 | 0 | 0 |
| 2019 | 7-0 | 9 | 30 | 3.3 | 0 | 8 | 2 | 8 | 4.0 | 0 | 8 |
| 2021 | 9-2 | 25 | 83 | 3.3 | 0 | 19 | 7 | 40 | 5.7 | 0 | 12 |
| Career | 25-2 | 45 | 185 | 4.1 | 0 | 19 | 9 | 48 | 5.3 | 0 | 12 |

#33 LB MYRON MORRISON

| YEAR | GP-GS | UT | AT | TOTAL | TFL | SACKS | FF | QBH | PBU |
|---------------|-------------|-----------|-----------|-----------|--------------|--------------|----------|----------|----------|
| 2019 | 4-0 | 0 | 1 | 1 | 0.0-0 | 0.0-0 | 0 | 0 | 0 |
| 2020 | 4-0 | 1 | 0 | 1 | 0.0-0 | 0.0-0 | 0 | 0 | 0 |
| 2021 | 10-5 | 10 | 17 | 27 | 2.0-2 | 0.0-0 | 1 | 1 | 2 |
| Career | 18-5 | 11 | 18 | 29 | 2.0-2 | 0.0-0 | 1 | 1 | 1 |

#7 RB JORDAN MYERS

| YEAR | GP-GS | RUSH | YDS | AVG | TD | LG | REC | YDS | AVG | TD | LONG |
|---------------|--------------|------------|------------|------------|-----------|-----------|-----------|------------|-------------|----------|-----------|
| 2017 | 10-5 | 42 | 199 | 4.7 | 1 | 18 | 11 | 119 | 10.8 | 0 | 21 |
| 2018 | 12-5 | 5 | 6 | 1.2 | 0 | 2 | 15 | 241 | 16.1 | 1 | 60 |
| 2019 | 12-6 | 0 | 0 | 0.0 | 0 | 0 | 16 | 123 | 7.7 | 0 | 27 |
| 2020 | 5-2 | 9 | 10 | 1.1 | 1 | 3 | 24 | 209 | 8.7 | 1 | 17 |
| 2021 | 9-5 | 89 | 346 | 3.8 | 8 | 64 | 25 | 266 | 10.6 | 1 | 58 |
| Career | 48-22 | 145 | 561 | 3.9 | 10 | 64 | 91 | 958 | 10.5 | 3 | 60 |

#20 DB GEORGE NYAKWOL

| YEAR | GP-GS | UT | AT | TOTAL | TFL | SACKS | FR | INT | PBU |
|---------------|--------------|-----------|-----------|------------|---------------|---------------|----------|----------|-----------|
| 2017 | 11-0 | 3 | 4 | 7 | 0.0-0 | 0.0-0 | 0 | 0 | 0 |
| 2018 | 13-13 | 41 | 26 | 67 | 3.0-12 | 1.0-9 | 0 | 2 | 5 |
| 2019 | 12-12 | 30 | 27 | 57 | 1.5-2 | 0.0-0 | 1 | 1 | 7 |
| 2021 | 5-5 | 14 | 11 | 25 | 1.0-8 | 1.0-8 | 0 | 2 | 5 |
| Career | 41-30 | 88 | 68 | 156 | 5.5-22 | 2.0-17 | 1 | 5 | 17 |

#10 RUSH KENNETH ORJI

| YEAR | GP-GS | UT | AT | TOTAL | TFL | SACKS | FF | FR | QBH |
|---------------|--------------|-----------|-----------|-----------|---------------|---------------|----------|----------|----------|
| 2018 | 9-0 | 3 | 2 | 5 | 0.0-0 | 0.0-0 | 0 | 0 | 0 |
| 2019 | 12-7 | 15 | 28 | 43 | 2.5-6 | 0.0-0 | 0 | 1 | 2 |
| 2020 | 4-4 | 6 | 10 | 16 | 1.5-5 | 1.0-5 | 0 | 1 | 2 |
| 2021 | 7-6 | 15 | 16 | 31 | 3.5-13 | 1.0-9 | 1 | 0 | 2 |
| Career | 32-20 | 39 | 56 | 95 | 7.5-24 | 2.0-14 | 1 | 2 | 6 |

#8 RB JUMA OTOVIANO

| YEAR | GP-GS | RUSH | YDS | AVG | TD | LONG |
|---------------|-------------|------------|------------|------------|----------|-----------|
| 2018 | 12-0 | 65 | 364 | 5.6 | 3 | 80 |
| 2019 | 3-0 | 37 | 114 | 3.1 | 0 | 14 |
| 2020 | 2-2 | 45 | 195 | 4.3 | 0 | 20 |
| 2021 | 5-0 | 2 | 6 | 3.0 | 1 | 4 |
| Career | 22-2 | 149 | 679 | 4.6 | 4 | 80 |

#8 LB KEBREYUN PAGE

| YEAR | GP-GS | UT | AT | TOTAL | TFL | SACKS | FF | FR | PBU |
|---------------|-------------|----------|----------|----------|--------------|--------------|----------|----------|----------|
| 2018 | 8-0 | 1 | 0 | 1 | 0.0-0 | 0.0-0 | 0 | 0 | 0 |
| 2019 | 4-0 | 1 | 1 | 2 | 0.0-0 | 0.0-0 | 0 | 0 | 0 |
| 2020 | 3-0 | 1 | 1 | 2 | 0.0-0 | 0.0-0 | 0 | 0 | 0 |
| 2021 | 3-0 | 0 | 0 | 0 | 0.0-0 | 0.0-0 | 0 | 0 | 0 |
| Career | 18-0 | 3 | 2 | 5 | 0.0-0 | 0.0-0 | 0 | 0 | 0 |

#4 CEDRIC PATTERSON III

| YEAR | GP-GS | REC | YDS | AVG | TD | LONG |
|---------------|-------------|-----------|------------|-------------|----------|-----------|
| 2018 | 2-0 | 0 | 0 | 0.0 | 0 | 0 |
| 2019 | 12-0 | 8 | 198 | 24.8 | 2 | 62 |
| 2020 | 7-0 | 8 | 103 | 12.9 | 1 | 39 |
| 2021 | 10-9 | 31 | 441 | 14.2 | 3 | 73 |
| Career | 31-9 | 47 | 742 | 15.8 | 6 | 73 |

#12 DE JOSH PEARCY

| YEAR | GP-GS | UT | AT | TOTAL | TFL | SACKS | FF | INT | PBU |
|---------------|-------------|-----------|-----------|-----------|---------------|---------------|----------|----------|----------|
| 2019 | 4-0 | 0 | 0 | 0 | 0.0-0 | 0.0-0 | 0 | 0 | 0 |
| 2020 | 5-1 | 6 | 10 | 16 | 3.0-15 | 1.0-11 | 0 | 1 | 1 |
| 2021 | 10-4 | 18 | 31 | 49 | 4.0-17 | 2.0-13 | 1 | 0 | 0 |
| Career | 19-5 | 24 | 41 | 65 | 7.0-32 | 3.0-24 | 1 | 1 | 1 |

#88 WR AUGUST PITRE III

| YEAR | GP-GS | REC | YDS | AVG | TD | LONG |
|---------------|-------------|-----------|------------|-------------|----------|-----------|
| 2019 | 12-4 | 17 | 144 | 8.5 | 2 | 22 |
| 2020 | 1-0 | 1 | 3 | 3.0 | 1 | 3 |
| 2021 | 6-4 | 22 | 361 | 16.4 | 2 | 41 |
| Career | 19-8 | 40 | 508 | 12.7 | 4 | 41 |

#2 K COLLIN RICCITELLI

| YEAR | FGM-A | PCT | BLK | LONG | PAT | PCT |
|---------------|--------------|-------------|----------|-----------|--------------|-------------|
| 2018 | 1-1 | 100.0 | 0 | 21 | 8-10 | 80.0 |
| 2020 | 9-12 | 75.0 | 1 | 45 | 10-11 | 90.9 |
| 2021 | 1-4 | 25.0 | 0 | 25 | 3-3 | 100.0 |
| Career | 11-17 | 64.7 | 1 | 45 | 21-24 | 87.5 |

#23 DB ISAJAH RICHARDSON

| YEAR | GP-GS | UT | AT | TOTAL | TFL | SACKS | FF | INT | PBU |
|---------------|-------------|-----------|----------|-----------|--------------|--------------|----------|----------|----------|
| 2017 | 4-0 | 0 | 0 | 0 | 0.0-0 | 0.0-0 | 0 | 0 | 0 |
| 2018 | 1-0 | 0 | 0 | 0 | 0.0-0 | 0.0-0 | 0 | 0 | 0 |
| 2019 | 12-0 | 6 | 4 | 10 | 1.0-1 | 0.0-0 | 0 | 0 | 0 |
| 2020 | 5-0 | 2 | 0 | 2 | 0.0-0 | 0.0-0 | 0 | 0 | 0 |
| 2021 | 10-0 | 3 | 3 | 6 | 0.0-0 | 0.0-0 | 1 | 0 | 0 |
| Career | 32-0 | 11 | 7 | 18 | 1.0-0 | 0.0-0 | 1 | 0 | 0 |

#7 DE TREV SCHUMAN

| YEAR | GP-GS | UT | AT | TOTAL | TFL | SACKS | FF | FR | QBH |
|------|-------|----|----|-------|--------|--------|----|----|-----|
| 2018 | 13-0 | 8 | 4 | 12 | 1.5-3 | 0.0-0 | 0 | 0 | 0 |
| 2019 | 8-8 | 10 | 18 | 28 | 2.5-12 | 1.0-8 | 0 | 0 | 5 |
| 2020 | 5-3 | 12 | 8 | 20 | 4.5-9 | 1.0-3 | 0 | 0 | 0 |
| 2021 | 7-7 | 16 | 21 | 37 | 4.0-18 | 2.0-15 | 1 | 0 | 0</ |



CAREER HIGHS

#5 S CHIKE ANIGBOGU

Tackles 4 at Southern Miss (10/31/20)
Forced Fumbles..... 1 at Southern Miss (10/31/20)

#11 WR JAKE BAILEY

Receptions 10 vs. North Texas (10/30/21)
Receiving Yards 143, 2x, last at Charlotte (11/6/21)
Receiving TDs..... 1, 4x, last vs. North Texas (10/30/21)
Longest Reception 40 at Charlotte (11/6/21)
Kickoff Returns 4 vs. Middle Tennessee (10/24/20)
Kickoff Return Yards..... 76 vs. Middle Tennessee (10/24/20)
Longest Kickoff Return .. 39 vs. Middle Tennessee (10/24/20)

#6 LB DESMYN BAKER

Tackles 7, 2x, last vs. WKU (11/13/21)
Sacks..... 1.0 vs. WKU (11/13/21)
TFL..... 1.0, 2x, last vs. WKU (11/13/21)
Forced Fumbles..... 1 at UTSA (10/16/21)
Fumble Recoveries..... at Charlotte (11/6/21)

#15 CB ANDREW BIRD

Tackles 8 vs. Old Dominion (11/23/18)
TFL..... 1.0, 3x, last vs. Wake Forest (9/6/19)
Interceptions..... 1, 2x, last at Marshall (12/5/20)
Pass Breakups 2, vs. UAB (12/12/20)

#87 TE JACK BRADLEY

Receptions 5 vs. Southern Miss (10/2/21)
Receiving Yards 49 vs. Middle Tennessee (10/24/20)
Receiving TDs..... 1 vs. Middle Tennessee (10/24/20)
Longest Reception 27 vs. Middle Tennessee (10/24/20)

#30 RB ARI BROUSSARD

Rushes 20 at Charlotte (11/6/21)
Rushing Yards..... 186 at Charlotte (11/6/21)
Rushing TDs..... 2 at Charlotte (11/6/21)
Longest Rush..... 20 at Charlotte (11/6/21)

#82 TE JAEGER BULL

Receptions 2, 3x, last at UAB (10/23/21)
Receiving Yards 18 vs. Prairie View A&M (8/25/18)
Receiving TDs..... 2 at UAB (10/23/21)
Longest Reception 12 vs. Texas Southern (9/25/21)

#4 DB PRUDY CALDERON

Tackles 8 at FIU (10/20/18)
TFL..... 2.0 vs. UTSA (10/6/18)
Interceptions..... 2 at Louisiana Tech (11/10/18)
Forced Fumbles 1 at North Texas (10/27/18)
Fumble Recoveries 1 at LSU (11/17/18)
Pass Breakups 3 vs. Louisiana Tech (9/28/19)

#55 DT DE'BRAYLON CARROLL

Tackles 5, 2x, last at Marshall (12/5/20)
Sacks..... 1.5 at Marshall (12/5/20)
TFL..... 1.5 at Marshall (12/5/20)

#17 LB TRESHAWN CHAMBERLAIN

Tackles 11 at Arkansas (9/4/21)
TFL..... 1.0, 4x, last vs. Southern Miss (10/26/19)
Sacks..... 1.0 at Hawai'i (9/8/18)
Interceptions..... 1, 3x, last at Marshall (12/5/20)
Forced Fumbles..... 1 at North Texas (10/27/18)
Fumble Recoveries 1 at Louisiana Tech (11/10/18)

#10 QB JAKE CONSTANTINE

Completions 28 vs. WKU (11/13/21)
Attempts 52 vs. Maine (12/7/18)
Passing Yards..... 380 vs. WKU (11/13/21)
Passing TDs..... 4, 2x, last vs. Idaho State (11/23/19)
Long Pass..... 73 vs. Texas Southern (9/25/21)
Rushes 7, 3x, last vs. Cal Poly (9/7/19)
Rushing Yards..... 43 vs. North Dakota (11/9/19)
Rushing TDs..... 1, 3x, last vs. North Dakota (11/9/19)
Longest Rush..... 30 vs. North Dakota (11/9/19)

#2 CB TRE'SHON DEVONES

Tackles 5, 2x, last vs. Middle Tennessee (10/24/20)
Forced Fumbles..... 1 at Middle Tennessee (11/16/19)
Fumble Recoveries 1 at Southern Miss (10/31/20)

#25 CB JORDAN DUNBAR

Tackles 7 vs. Houston (9/11/21)

#91 DE IKENNA ENECHUKWU

Tackles 7, 2x, last vs. North Texas (10/30/21)
TFL..... 2.5 vs. Southern Miss (10/2/21)
Sacks..... 1.0, 3x, last vs. Southern Miss (10/2/21)

#18 TE ROBERT FRENCH

Receptions 3 vs. Middle Tennessee (10/24/20)
Receiving Yards 20 vs. Middle Tennessee (10/24/20)
Receiving TDs..... 1 vs. Southern Miss (10/2/21)
Longest Reception..... 19 vs. Southern Miss (10/2/21)

#29 CB SEAN FRESCH

Tackles 5 vs. WKU (11/13/21)
TFL..... 0.5 vs. Houston (9/11/21)
Interceptions 1 at Arkansas (9/4/21)
Kickoff Return 26 at UTSA (10/16/21)

#92 DT ELIJAH GARCIA

Tackles 9 vs. North Texas (10/30/21)
TFL..... 2.0 vs. Southern Miss (10/2/21)
Sacks..... 2.0 vs. Southern Miss (10/2/21)
Fumble Recoveries..... 1 vs. WKU (11/13/21)

#5 QB WILEY GREEN

Completions 21 at North Texas (10/27/18)
Attempts 37 at North Texas (10/27/18)
Passing Yards..... 313 vs. UTEP (11/3/18)
Passing TDs 3 at UAB (10/23/21)
Long Pass..... 60 vs. Old Dominion (11/23/18)
Rushes 8 at UAB (10/5/19)
Rushing Yards..... 33 vs. Old Dominion (11/23/18)
Rushing TDs..... 1, 2x, last vs. Old Dominion (11/23/18)
Longest Rush..... 10 vs. Old Dominion (11/23/18)

#6 RB KHALAN GRIFFIN

Rushes 20 at North Texas (11/21/20)
Rushing Yards..... 86 vs. Houston (9/11/21)
Rushing Touchdowns..... 1, 2x, last vs. WKU (11/3/21)
Longest Rush..... 31 at Texas (9/18/21)

#9 CB KIRK LOCKHART

Tackles 12 vs. Middle Tennessee (10/24/20)
Sacks..... 1.0 vs. Houston (9/11/21)
TFL..... 1.0 vs. Houston (9/11/21)
Interceptions 1, 2x, last vs. WKU (11/13/21)
Forced Fumbles..... vs. WKU (11/13/21)
Fumble Recoveries..... 1 at Charlotte (11/6/21)

#16 WR ANDREW MASON

Receptions 2, 3x, last at Marshall (12/5/20)
Receiving Yards 44 at Southern Miss (10/31/20)
Longest Reception..... 33 at Southern Miss (10/31/20)

#12 QB LUKE MCCAFFREY

Completions 15 vs. Illinois (11/21/20)
Attempts 26 vs. Illinois (11/21/20)
Passing Yards..... 152 vs. Penn State (11/14/20)
Passing TDs 1, 4x, last vs. Houston (9/11/21)
Long Pass..... 45 vs. Penn State (11/14/20)
Rushes 26 vs. Illinois (11/21/20)
Rushing Yards..... 122 vs. Illinois (11/21/20)
Rushing TDs..... 2 vs. Illinois (11/21/20)
Longest Rush..... 47 at Ohio State (10/24/20)

#24 DB MILES MCCORD

Tackles 5 at Texas (9/18/21)
TFL..... 1.0 at Southern Miss (10/31/20)
Interceptions 1, 2x, last vs. Southern Miss (10/2/21)

#99 P CHARLIE MENDES

Punts 10 at UTSA (10/16/21)
Longest Punt..... 66 at UTSA (10/16/21)
Punting Avg..... 47.8 at UTSA (10/16/21)

#1 LB ANTONIO MONTERO

Tackles 11, 4x, last at Arkansas (9/4/21)
Sacks..... 1.0, 3x, last at Charlotte (11/6/21)
TFL..... 2.5 vs. North Texas (11/23/19)
Forced Fumbles..... at Charlotte (11/6/21)
Fumble Recoveries..... 1, 2x, last at UAB (10/23/21)
Interceptions 1 vs. Old Dominion (11/23/18)

#33 LB MYRON MORRISON

Tackles 9 at Arkansas (9/4/21)
TFL..... 2.0 at UTSA (10/16/21)

#7 TE JORDAN MYERS

Receptions 9 vs. UAB (12/12/20)
Receiving Yards 88 vs. North Texas (10/30/21)
Receiving TDs..... 1, 3x last vs. Houston (9/11/21)
Longest Reception 60 vs. Old Dominion (11/23/18)
Rushes 26 vs. Texas Southern (9/25/21)
Rushing Yards..... 160 vs. Texas Southern (9/25/21)
Rushing TDs..... 4 vs. Texas Southern (9/25/21)
Longest Rush..... 64 vs. Texas Southern (9/25/21)
All-Purpose Yards..... 208 vs. Texas Southern (9/25/21)

#20 DB GEORGE NYAKWOL

Tackles 11 vs. UTEP (11/3/18)
TFL..... 1.5 at Middle Tennessee (11/16/19)
Sacks..... 1.0, 2x, last vs. Southern Miss (10/2/21)
Interceptions..... 1, 5x, last vs. Southern Miss (10/2/21)
Fumble Recoveries..... 1 at Middle Tennessee (11/16/19)

#10 LB KENNETH ORJI

Tackles 10 vs. Southern Miss (10/26/19)
Sacks..... 1.0, 2x, last vs. Houston (9/11/21)
TFL..... 1.5 at Marshall (12/5/20)
Fumble Recoveries. 1, 2x, last vs. Middle Tennessee (10/24/20)

#8 RB JUMA OTOVIANO

Rushes 27 vs. Old Dominion (11/23/18)
Rushing Yards..... 224 vs. Old Dominion (11/23/18)
Rushing TDs..... 2 vs. Old Dominion (11/23/18)
Longest Rush..... 80 vs. Old Dominion (11/23/18)

#8 LB KEBREYUN PAGE

Tackles 2 vs. Middle Tennessee (10/24/20)

#4 WR CEDRIC PATTERSON III

Receptions 7 vs. WKU (11/13/21)
Receiving Yards 108 vs. Texas Southern (9/25/21)
Receiving Touchdowns 1, 4x, last vs. WKU (11/13/21)
Longest Reception 73 vs. Texas Southern (9/25/21)
Rushes 1 vs. Southern Miss (10/2/21)
Rushing Yards..... 38 vs. Southern Miss (10/2/21)
Rushing Touchdowns..... 1 vs. Southern Miss (10/2/21)

#12 DE/LB JOSH PEARCY

Tackles 11 vs. Southern Miss (10/2/21)
Sacks..... 1.0, 4x, last at UAB (10/23/21)
TFL..... 1.5 at Southern Miss (10/31/20)
Interceptions..... 1 at Marshall (12/5/20)

#88 WR AUGUST PITRE III

Receptions 9 vs. WKU (11/13/21)
Receiving Yards 133 vs. WKU (11/13/21)
Receiving Touchdowns 1, 5x, last at UAB (10/23/21)
Longest Reception 41 at Arkansas (9/4/21)

#2 K COLLIN RICCITELLI

Field Goals..... 3 vs. UAB (12/12/20)
Field Goal Attempts..... 4 vs. Middle Tennessee (10/24/20)
Longest Field Goal 45, 2x, last at North Texas (11/21/20)

#23 CB ISAIAH RICHARDSON

Tackles 2, 2x, last at UTSA (10/19/19)
TFL..... 1.0 vs. Baylor (9/21/19)

#7 DL TREY SCHUMAN

Tackles 10 vs. Southern Miss (10/2/21)
Sacks..... 1.0, 4x, last at Charlotte (11/6/21)
TFL..... 3.0 vs. Middle Tennessee (10/24/20)

#3 S NAEEM SMITH

Tackles 9 vs. Marshall (11/2/19)
Sacks..... 1.0, 2, last at UAB (10/23/21)
TFL..... 1.0, 3x, last at UAB (10/23/21)
Interceptions..... 1, 6x, last vs. WKU (11/13/21)
Pass Breakups 1 vs. Baylor (9/21/19)

#26 S GABE TAYLOR

Tackles 10 at UAB (10/23/21)
Interceptions..... 1 at Texas (9/18/21)
Forced Fumbles..... 1 at UAB (10/23/21)

'21 RICE COACHING STAFF

Head Coach | **Mike Bloomgren**
 Alma Mater | **Florida State, '99**
 Record at Rice | **10-30, Fourth Season**
 Career Record | **10-30, Fourth Season**

DC/Linebackers | **Brian Smith**
 Alma Mater | **Massachusetts, '01**
 OC/Quarterbacks | **Marques Tuiasosopo**
 Alma Mater | **Washington, '01**
 ST Coordinator | **Chris Monfietto**
 Alma Mater | **Davidson, '04**
 Defensive Line | **Cedric Calhoun**
 Alma Mater | **Morehouse, '95**
 Offensive Line | **Sanders Davis**
 Alma Mater | **Dartmouth, '14**
 Tight Ends | **Jim Jackson**
 Alma Mater | **Cornell, '03**
 Wide Receivers | **Mike Kershaw**
 Alma Mater | **Delta State, '00**
 Running Backs | **Robbie Picazo**
 Alma Mater | **Stanford, '13**
 Safeties | **Colin Spencer**
 Alma Mater | **University of the Redlands, '16**
 Cornerbacks | **Gerard Wilcher**
 Alma Mater | **Morehouse, '92**
 Strength & Conditioning | **Hans Straub**
 Alma Mater | **Towson, '02**
 Assistant AD/Football Operations | **Jerry Pickle**
 Alma Mater | **Delta State, '76**

BLOOMGREN VS OPPONENTS

| | |
|------------------|-----|
| UAB | 1-3 |
| Arkansas | 0-1 |
| Army West Point | 0-1 |
| Baylor | 0-1 |
| Charlotte | 0-1 |
| FIU | 0-1 |
| Hawai'i | 0-1 |
| Houston | 0-2 |
| LSU | 0-1 |
| Louisiana Tech | 0-2 |
| Marshall | 1-1 |
| Middle Tennessee | 1-1 |
| North Texas | 1-3 |
| Old Dominion | 1-0 |
| Prairie View A&M | 1-0 |
| Southern Miss | 2-2 |
| Texas | 0-2 |
| Texas Southern | 1-0 |
| UTEP | 1-1 |
| UTSA | 0-3 |
| Wake Forest | 0-2 |
| WKU | 0-1 |



MIKE BLOOMGREN
DUNLEVIE FAMILY HEAD FOOTBALL COACH
4TH SEASON

Dunlevie Family Head Football Coach Mike Bloomgren enters his fourth season at Rice looking to carry forward the signs of progress that his Owls showed in the shortened 2020 season and lead the Owls back to the postseason. A

Bloomgren welcomes back 19 starters of 22 starters from last season in addition to his three starters on special teams along with several notable prior starters who missed the 2020 season. At the same time, the Owls will be infused with the surge of talent that has been cultivated through their expanded national recruiting efforts, efforts that have yielded some of the top rated classes in school history.

The returning talent endured a 2020 season that continually tested their mettle. After a delay until the last week of October, the Owls saw a dramatic rally snuffed out by the most improbable of football bounces, followed by an emphatic win on the road at Southern Miss. Any momentum was muted by a pair of games cancelled due to COVID-19 issues and a loss on the road at North Texas. After a third COVID cancellation, the Owls headed to Marshall to face the 15th ranked Thundering Herd, where the Owls dispatched of generations of frustration against ranked foes, stunning the home crowd with a 20-0 win. A close loss to UAB in the season finale did little to dampen the enthusiasm of the Owls, who retained their key "Super Seniors" who could have chosen to transfer but elected to return to South Main and their teammates.

The host of familiar faces this year stand in marked contrast to Bloomgren's first campaign in 2018, which was one of transition as 21 true freshmen from his initial national recruiting class saw action, eight of which (in addition to one JUCO transfer) found their way into the starting lineup. The youthful Owls learned their lessons quickly and closed with a resounding 27-13 in over Old Dominion, which had defeated 13th ranked Virginia Tech earlier in the season.

His second season was highlighted by a closing rush as the Owls won their last three games, their first three-game winning streak to end a season since 2012 and setting the stage for optimism heading into 2020 before a pandemic entered the picture.

Bloomgren was named the 19th head football coach at Rice University on December 6, 2017 and immediately turned his focus on instilling the culture of "Intellectual Brutality" that he first conceived while on the staff at Stanford. Part of that effort involved broadening the Owls search for talent to a national scale and in his 2019 team will feature players from 19 states, compared with just six on the roster he inherited. His efforts have also seen the Owls add four JUCO recruits as well as eight graduate transfers in his first two years.

Bloomgren came to Rice after seven seasons with the Cardinal, first as the offensive line coach (2011-12) and then assuming the reigns of Stanford's pro style offensive attack in 2013, setting the stage for one of the most successful decades in the program's rich history. Stanford has won eight or more games in each of his seasons and reached the Pac-12 Football Championship four times, winning three titles.

Prior to 2017, Bloomgren had coached 12 NFL Draft selections and 11 All-America selections at Stanford, including 2015 Outland Trophy winner Joshua Garnett and NCAA all-purpose yardage record holder Christian McCaffrey.

The 2017 campaign saw running back Bryce Love nearly match McCaffrey's production on his way to being named a finalist for both the Heisman Trophy and Doak Walker Award. Love burst out of the gate with 180 yards on 13 carries against Rice in season opener in Sydney, Australia and completed the regular season with 1,973 yards on the ground, second only to McCaffrey's school-record 2,019 in 2015.

Bloomgren's 2016 unit ended the season on a six-game winning streak in which the offense produced 290.5 rushing yards/game, the most by any Power 5 program over that stretch. McCaffrey, the eighth overall pick in the NFL Draft by the Carolina Panthers, earned All-America honors for the second straight season and was an All-Pac-12 first team running back. His 183.87 career all-purpose yards/game were most of any active FBS player at season's end, and his 6,987 career all-purpose yards were second-most of any active FBS player.

Bloomgren was instrumental in the breakout season posted in 2015 by McCaffrey, that season's Associated Press Player of the Year and Heisman Trophy finalist. McCaffrey, the program's single-season rushing leader, led the nation in all-purpose yards while breaking Barry Sanders' NCAA record.

Stanford amassed a school-record 3,131 rushing yards on 610 attempts that season, the most by the program. The offensive unit's 529 points ranked second-most in a season, its 33 rushing touchdowns, 223.7 rushing yards/game, 30 passing touchdowns, 37.8 points/game and 6,097 total yards of offense ranked third.

Stanford scored at least 30 points in a national-best 13 consecutive games and led the nation in time of possession (34:48), the seventh-best by any team in the past 20 years.

Four Cardinal heard their names called at the NFL Draft following the 2015 season, including first-round selection Garnett, Stanford's unanimous first team All-America -- and only the ninth in school histo-



ry. Garnett was the program's first Outland Trophy winner as the nation's top interior lineman, and won the Morris Trophy, presented to the Pac-12 Lineman of the Year.

Bloomgren's linemen were named a finalist for the inaugural Joe Moore Award in 2015, given to the nation's top offensive line.

While facing six nationally ranked opponents in 2014, including four on the road, Bloomgren helped Stanford win eight games. The Cardinal scored at least 30 points in seven of 13 games on the season and increased its nation-best streak of scoring at least 10 points to 95 games. Stanford also set a record for the most points in a bowl game in program history with 45 in the Foster Farms Bowl win against Maryland.

Stanford amassed a program-best 2,904 rushing yards during the 2013 season, Bloomgren's first year at the offensive helm.

Individual honors are closely tied to Bloomgren. He has earned recognition for both his coaching and recruiting prowess. Rivals.com named Bloomgren one of its 2014 National Recruiters of the Year -- the latest such honor that began in 2012 when ESPN recognized him as its Pac-12 Recruiter of the Year. Rivals.com tabbed Bloomgren as one of the nation's top-25 recruiters in 2016. FootballScoop.com named Bloomgren its 2013 Offensive Line Coach of the Year following two years of eye-opening accomplishments.

Bloomgren joined the Cardinal staff as offensive line coach and run game coordinator in 2011 after spending four seasons with the New York Jets, where he served as assistant offensive coordinator (2010), offensive assistant (2009) and offensive quality control coach (2007-08).

In 2013, all five offensive linemen received All-Pac-12 honors, including first-team selection Yankey. Yankey was named Stanford's first two-time first-team All-American selection since Bob Whitfield (1990-91). One of four senior starters on the offensive line in 2013, Yankey was also selected as a semifinalist for the Outland Trophy and Lombardi Award.

Four of Bloomgren's five starting offensive linemen earned All-Pac-12 honors in 2012, including first-teamer Yankey.

Yankey was the winner of the league's 2012 Morris Trophy. The consensus All-American was Stanford's first winner of the award since 2002.

The Cardinal offensive line afforded 200-plus yards rushing in six games during the 2012 season, paving the way for record-breaking running back Stepfan Taylor. The Doak Walker Award semifinalist produced the best season of his career (109.29 yards/game).

Bloomgren's work with the offensive line in 2011, which included three first-year starters, played a pivotal role in providing protection for Heisman finalist Andrew Luck to complete over 70 percent of his passes and throw a school-record 37 touchdowns, in addition to compiling the third-highest rushing total in school annals. Stanford's ground game keyed an offense that ranked seventh nationally in scoring average at 43.2 points/game and eighth in total offense at 489.3 yards/game.

Bloomgren launched his coaching career as an undergraduate assistant for Bobby Bowden at Florida State, where the Seminoles captured a pair of Atlantic Coast Conference titles (1997-98) during his tenure. He served as co-offensive coordinator at Catawba College from 2002-04 and offensive coordinator at Delta State from 2006-06. A 1999 graduate of Florida State with a bachelor's degree in sports management, Bloomgren earned his master's degree in higher education from Alabama in 2001.

A native of Tallahassee, Florida, Mike and his wife, Lara, have two sons, Tyler and Parker.

INTELLECTUAL BRUTALITY

Mike Bloomgren created the phrase "Intellectual Brutality" in 2013 while at Stanford which he trademarked and brought it with him to Rice to set the standard for the program. Bloomgren on the meaning of the branding: "It is our brand: a physical, smart way to play football. We're going to give them different plays at the line of scrimmage and have them do some things mentally, because if we didn't, we wouldn't be using the resources that we have. These guys are brilliant and you better take advantage of that first. We are going to be smart and we are going to be the physical team that nobody wants to play. I want our guys to walk around knowing they're incredibly smart and that we are going to take advantage of that."



2021 SCORING DRIVES

RICE

| Opp. | Plays | Yards | TOP | Result | Qtr. | Time | How Scored | QB |
|------|-----------|-----------|--------------|--------|------|-------|-------------------------|-------------|
| ARK | 6 | 14 | 2:59 | FG | 2 | 11:55 | Riccitelli 25-yd FG | Green |
| ARK | 8 | 41 | 2:21 | TD | 2 | 4:19 | Myers 1-yd run | Green |
| ARK | 2 | 56 | 0:48 | TD | 3 | 10:28 | Pitre III 41-yd rec | Green |
| UH | 11 | 81 | 5:01 | TD | 2 | 0:13 | Myers 5-yd rec | McCaffrey |
| TSU | 1 | 73 | 0:09 | TD | 1 | 14:47 | Patterson III 73-yd rec | Constantine |
| TSU | 7 | 85 | 3:02 | TD | 1 | 5:23 | Myers 1-yd run | Constantine |
| TSU | 11 | 63 | 5:28 | TD | 2 | 7:16 | Myers 1-yd run | Constantine |
| TSU | 8 | 69 | 4:11 | TD | 3 | 8:24 | McCaffrey 1-yd run | McCaffrey |
| TSU | 8 | 78 | 4:02 | TD | 3 | 2:20 | Myers 1-yd run | Constantine |
| TSU | 3 | 83 | 1:23 | TD | 4 | 9:43 | Myers 64-yd run | Constantine |
| TSU | 9 | 75 | 4:16 | TD | 4 | 4:04 | Griffin 1-yd run | Constantine |
| USM | 6 | 74 | 4:04 | TD | 1 | 8:06 | Bailey 39-yd rec | Constantine |
| USM | 10 | 58 | 4:58 | FG | 2 | 3:46 | VanSickle 41-yd FG | Constantine |
| USM | 9 | 75 | 4:07 | TD | 3 | 10:53 | French 19-yd rec | Constantine |
| USM | 1 | 38 | 0:09 | TD | 3 | 9:32 | Patterson III 38-yd run | Constantine |
| UAB | 12 | 50 | 5:10 | TD | 1 | 9:40 | Myers 1-yd run | Green |
| UAB | 6 | 51 | 2:28 | TD | 1 | 6:54 | Bull 2-yd rec | Green |
| UAB | 13 | 80 | 7:33 | TD | 2 | 3:23 | Pitre III 11-yd rec | Green |
| UAB | 10 | 65 | 5:20 | TD | 3 | 7:40 | Bull 1-yd rec | Green |
| UAB | 13 | 71 | 8:22 | FG | 4 | 5:52 | VanSickle 27-yd FG | Green |
| UNT | 19 | 68 | 12:07 | FG | 2 | 2:12 | VanSickle 30-yd FG | Constantine |
| UNT | 7 | 38 | 3:21 | TD | 3 | 6:45 | Myers 1-yd run | Constantine |
| UNT | 14 | 75 | 7:08 | TD | 4 | 11:50 | Bailey 17-yd rec | Constantine |
| UNT | 12 | 89 | 1:42 | TD | 4 | 0:16 | Patterson III 12-yd rec | Constantine |
| CHA | 9 | 76 | 3:42 | TD | 2 | 11:29 | Broussard 22-yd run | Constantine |
| CHA | 8 | 59 | 3:30 | FG | 3 | 8:01 | VanSickle 25-yd FG | Constantine |
| CHA | 7 | 63 | 3:13 | TD | 3 | 2:48 | Myers 1-yd run | Constantine |
| CHA | 16 | 84 | 9:36 | TD | 4 | 6:35 | Broussard 2-yd run | Constantine |
| WKU | 8 | 80 | 3:44 | TD | 3 | 3:16 | Patterson III 23-yd rec | Constantine |
| WKU | 9 | 75 | 3:12 | TD | 4 | 11:44 | Griffin 7-yd run | Constantine |
| WKU | 6 | 37 | 1:13 | TD | 4 | 0:55 | Otoviano 2-yd run | Constantine |

OPPONENT

| Opp. | Plays | Yards | TOP | Result | Qtr. | Time | How Scored | QB |
|------|-----------|-----------|-------------|--------|------|-------|-------------------------|-----------|
| ARK | 8 | 80 | 2:32 | TD | 1 | 2:32 | Jefferson 34-yd run | Jefferson |
| ARK | 6 | 57 | 2:10 | TD | 3 | 2:10 | Jefferson 5-yd run | Jefferson |
| ARK | 11 | 65 | 4:24 | FG | 3 | 0:18 | Little 34-yd FG | Jefferson |
| ARK | 3 | 4 | 1:07 | TD | 4 | 12:44 | Smith 2-yd run | Jefferson |
| ARK | 4 | 68 | 1:47 | TD | 4 | 4:07 | Morris 9-yd rec | Jefferson |
| ARK | 4 | 16 | 1:39 | TD | 4 | 0:58 | Hogan 91-yd run | Jefferson |
| UH | 8 | 84 | 3:30 | TD | 1 | 10:08 | McCaskill 35-yd rec | Tune |
| UH | 7 | 56 | 3:18 | FG | 1 | 5:37 | Witherspoon 38-yd FG | Tune |
| UH | 6 | 48 | 2:37 | TD | 1 | 2:19 | Herslow 11-yd rec | Tune |
| UH | 17 | 75 | 7:42 | TD | 3 | 7:18 | McCaskill 1-yd run | Tune |
| UH | 10 | 85 | 4:29 | TD | 3 | 0:01 | McCaskill 2-yd run | Tune |
| UH | 2 | 20 | 0:49 | TD | 4 | 4:51 | Smith 14-yd run | Ogbogu |
| UH | - | - | - | TD | 4 | 0:00 | Hoglan 91-yd INT return | - |
| UT | 9 | 69 | 4:39 | TD | 1 | 10:21 | Robinson 6-yd run | Thompson |
| UT | 3 | 80 | 1:23 | TD | 1 | 1:33 | Johnson 72-yd run | Thompson |
| UT | - | - | - | SAF | 1 | 0:00 | Safety | - |
| UT | 6 | 65 | 2:56 | TD | 2 | 12:04 | Robinson 7-yd run | Thompson |
| UT | 5 | 89 | 2:14 | TD | 2 | 3:45 | Robinson 62-yd run | Thompson |
| UT | 5 | 44 | 1:16 | TD | 2 | 1:38 | Wiley 20-yd rec | Thompson |
| UT | 5 | 44 | 1:16 | TD | 2 | 0:14 | Worthy 13-yd rec | Thompson |
| UT | 3 | 84 | 1:13 | TD | 3 | 9:57 | Robinson 65-yd run | Thompson |
| UT | 13 | 76 | 6:06 | TD | 3 | 1:08 | Brooks 17-yd run | Card |
| TSU | 10 | 63 | 3:03 | FG | 2 | 12:51 | Garcia III 26-yd FG | Body |
| TSU | 3 | 34 | 0:17 | FG | 2 | 0:00 | Garcia III 45-yd FG | Body |
| TSU | 7 | 86 | 1:51 | TD | 3 | 6:28 | Body 3-yd run | Body |
| TSU | 12 | 75 | 3:40 | TD | 4 | 13:40 | Giles 4-yd parec | Brown |
| TSU | 5 | 75 | 1:13 | TD | 4 | 8:30 | Harris 11-yd run | Body |
| TSU | 5 | 75 | 1:30 | TD | 4 | 2:34 | Body 6-yd run | Body |
| USM | 6 | 75 | 2:56 | TD | 1 | 5:10 | Pittman 31-yd pass | Lange |
| USM | - | - | - | TD | 3 | 9:19 | Harrell 95-yd KR | - |
| USM | 13 | 77 | 6:11 | FG | 4 | 11:16 | Bourgeois 26-yd FG | Lange |
| USM | - | - | - | SAF | 4 | 0:07 | Safety | - |
| UTSA | 9 | 75 | 4:02 | TD | 1 | 10:58 | Harris 7-yd run | Harris |
| UTSA | 12 | 55 | 4:44 | FG | 1 | 4:28 | Duplesses 30-yd FG | Harris |
| UTSA | 3 | 94 | 1:23 | TD | 1 | 0:40 | Daniels 11-yd run | Harris |
| UTSA | - | - | - | TD | 2 | 13:21 | Harmanson 40-yd INT | - |
| UTSA | 7 | 75 | 1:26 | TD | 2 | 0:26 | Cephus 2-yd pass | Harris |
| UTSA | - | - | - | TD | 3 | 13:06 | Mayfield 49-yd INT | - |
| UTSA | 7 | 60 | 4:06 | TD | 3 | 4:08 | Cephus 12-yd pass | Harris |
| UAB | 4 | 75 | 1:34 | TD | 1 | 5:20 | McBride 12-yd run | Hopkins |
| UAB | 3 | 33 | 1:35 | TD | 1 | 1:40 | McBride 26-yd run | Hopkins |
| UAB | 3 | 76 | 0:40 | TD | 3 | 6:53 | Prince 72-yd rec | Hopkins |
| UAB | 8 | 59 | 2:29 | FG | 4 | 3:23 | Quinn 33-yd FG | Hopkins |
| UNT | 16 | 55 | 5:57 | FG | 1 | 8:58 | Mooney 35-yd FG | Aune |
| UNT | 9 | 78 | 1:52 | FG | 2 | 0:15 | Torrey 1-yd run | Aune |
| UNT | 7 | 58 | 2:40 | TD | 3 | 3:58 | Adeyi 5-yd run | Aune |
| UNT | 9 | 65 | 4:28 | TD | 4 | 2:03 | Johnson 6-yd run | Aune |
| UNT | 7 | 25 | 0:00 | TD | OT | 0:00 | Adeyi 1-yd run | Aune |
| CHA | 7 | 80 | 3:25 | TD | 1 | 4:37 | Camp 53-yd rec | Reynolds |
| CHA | 7 | 74 | 3:40 | TD | 2 | 7:49 | Byrd 1-yd run | Reynolds |
| CHA | 12 | 61 | 2:26 | FG | 4 | 4:09 | Cruz 32-yd FG | Reynolds |
| CHA | 5 | 80 | 1:15 | TD | 4 | 1:14 | Spencer 8-yd rec | Reynolds |
| CHA | 1 | 25 | 0:00 | TD | OT | 0:00 | Spencer 25-yd rec | Reynolds |
| WKU | 7 | 97 | 3:00 | TD | 1 | 2:56 | Robichaux 2-yd run | Zappe |
| WKU | 5 | 39 | 2:18 | TD | 2 | 10:12 | Robichaux 13-yd rec | Zappe |
| WKU | 2 | 70 | 0:34 | TD | 2 | 7:36 | Tinsley 65-yd rec | Zappe |
| WKU | 2 | 34 | 0:32 | TD | 2 | 6:19 | Smith 7-yd rec | Zappe |
| WKU | 10 | 77 | 3:15 | TD | 4 | 14:56 | Tinsley 9-yd rec | Zappe |
| WKU | 2 | 23 | 0:35 | TD | 4 | 8:18 | Beljan 5-yd rec | Zappe |



PLAYER NOTES

QUARTERBACKS

10 JAKE CONSTANTINE

- Threw for 380 yards against WKU, completing 28 of 50 passes... 380 yards passing are the most for an Owl in C-USA action since Nick Fanuzzi threw for 405 vs. UTEP in 2011 while his 50 pass attempts are tied for the seventh-most in school history (Mark Comalander vs. Houston, Nov. 28, 1987) and are the most since Chase Clement's school record 66 against Tulsa on Nov. 24, 2007.
- Threw for 271 yards on 18-23 passes and a touchdown vs. Texas Southern in his first start for Rice.
- Loss vs. WKU was his first career loss in a home start in his collegiate career (13-0 at Weber State, 2-1 at Rice).
- Opened his first start by connecting with fellow Grad Transfer Cedric Patterson III on a 73-yard touchdown play on the first play of the game... Play was the longest for either player in their career.
- Came on in relief at Texas and completed 12 of 15 passes for 80 yards.
- Helped lead Weber State to two Big Sky titles and two trips to the FCS Playoffs.
- Ended his WSU career ranked 11th in WSU career passing with 4,428 yards.... His 33 career touchdown passes are tied for seventh in Weber State history.
- Originally signed with Boise State in 2016, but transferred to Ventura College after a redshirt season.

5 WILEY GREEN/2021 Co-Captain

- C-USA Offensive Player of the Week for his performance against UAB, but was injured early in his next start (North Texas).
- Threw for 205 yards and a career-high three touchdowns while completing 77% of his passes (17-22) to lead the Owls over the Blazers.
- 205 yards passing were his best total since he threw for 303 as a true freshman vs. UAB in 2018.
- Needs 180 yards to reach 2,000 yards passing... Topped 1,000 career passing yards (1,008) in 8 career games, the fastest by an Owl since Nick Fannuzi threw for 1,203 in seven games as a sophomore transfer in 2009... Last Rice freshman QB to top 1,000 yards passing was Randy Hertel, who threw for 1,620 in 1977.
- Most experienced of the Owls' QBs with 12 career starts including a pair of openers (Army 2019, Arkansas 2021).
- Threw for 152 yards and a touchdown against the Razorbacks in his return to the starting role.

12 LUKE MCCAFFREY

- Ran for 48 yards and a touchdown vs. Texas Southern.
- Made his first start for the Owls vs. Houston and his second at Texas... Also made a pair of starts at Nebraska in 2020.
- Hit on 5-10 passes for 75 yards in his debut with the Owls at Arkansas.
- First career collegiate start came for Nebraska in win over Penn State, becoming the first Husker quarterback to win his first career start since 2013... Completed 13-of-21 passes for 152 yards, including a 45-yard touchdown pass and led Nebraska with 67 rushing yards.
- Posted his career-high of 256 yards of total offense against Illinois (13-of-26 for 134 yards passing and 122 yards and two touchdowns rushing).
- Became the 100th player in Nebraska history to rush for 100 yards in a game with his effort vs. Illinois.

9 JT McMAHON

- Transferred to Rice from Cerritos College in California in 2020
- Made his Rice debut holding for kicks at Arkansas and his playing debut at Texas.
- Set a school record for completion percentage and led Cerritos to a 7-4 record and a win over Ventura College in the Joe Kapp Real Estate Beach Bowl.
- Completed 65.8% of his passes (194-of-295) for 2,667 yards and 24 touchdowns while throwing only five interceptions.
- His passing yards rank second in school history.
- First Cerritos product to sign with Rice since 1980.

HALFBACKS

6 KHALAN GRIFFIN

- Scored his second touchdown of the season (and his career) vs. WKU.
- Ran for 47 yards in a start vs. North Texas (7th of his career).
- Has had at least one carry of 20+ yards in three games (21 vs. Houston, 31 at Texas, 36 vs. Texas Southern).
- Rushed for a career-best 86 yards vs. Houston.
- Winner of the Joe F. Lipscomb Award as Owls top freshman in a vote of his teammates after leading the team with 246 yards on the ground.

30 ARI BROUSSARD

- Leads the Owls 533 yards and 5.2 yards per carry (minimum of 20 attempts).
- Has rushed for 393 yards (71 carries) in the last four games.
- Has had at least one carry of 10 or more yards in eight of the last nine games, including a career-long 40 yards at Charlotte.
- Rushed for 186 yards on 20 carries at Charlotte and the first touchdowns of his career... Effort nearly tripled his previous single-game high (68 at UAB).
- Yardage total was the most by an Owl since Juma Otoviano ran for 224 against ODU in 2018 and is the second-best effort by an Owl in conference play since they joined C-USA in 2005.
- Took over the bulk of the work in the second half at Marshall in 2020 and ran for 62 yards on 19 carries.
- Carried the ball on 12 of the last 13 plays, including all six as the Owls ran out the clock buy eating up 9:29 on the clock.

7 JORDAN MYERS /2021 Co-Captain

Reese's Senior Bowl & Earl Campbell Tyler Rose Award Watch List

- Leads the Owls in rushing touchdowns (8), scoring (54 points), second in all-purpose yards (630), rushing yards (334) and third with 25 receptions despite missing the game vs. WKU.
- Eight scores on the ground matches Austin Walter's effort in 2019. The last Owl with more than eight rushing TDs was Darik Dillard, with 11 in 2014 (which tied him with seven others for seventh on the Owls single-season chart).
- Has 91 career receptions and needs nine to become the 15th Owl to reach 100.
- Needs 42 yards receiving to top 1,000 in his career to become the first Owl since Sam McGuffie to rush for 500 yards in his career while also topping 1,000 yards in receptions.
- Has scored eight of the Owls 13 rushing TDs this season.
- Scored on a 64-yard run in the fourth quarter, the longest rush of his career.
- Scored the Owls only rushing touchdown in 2020 to open the scoring at Marshall.

8 JUMA OTOVIANO

- Scored on his first carry of year, a 2-yard run vs. WKU and added a pair of receptions for eight yards.
- Returned three kickoffs for 99 yards at UAB, including a 50-yard effort to open the game. Return was the longest by an Owl since Austin Trammell returned a kick 54 yards vs. Wake Forest in 2019.

FULLBACKS

85 BRENDAN SUCKLEY

- Carried the ball twice for 19 yards vs. Texas Southern, the most yardage in a game for a Rice fullback since John Wall had 67 vs. Houston in the final game of 2005 and added six yards on a pair of carries at Charlotte.
- Made three starts and played in 11 games in 2019 after making the transition from tight end (thus the number he wears) but sat out the 2020 season.
- Joined his former Corpus Christi Flower Mount teammate (Jaeger Bull) when he walked on to Rice. Suckley switched from quarterback to tight end in high school when Bull moved to Corpus Christi prior to their junior year.

PLAYER NOTES

32 JERRY JOHNSON III

- Credited with his first career special teams tackle vs. WKU.
- Made the start at Texas.
- Earned a start in the 2019 opener, completing his rise from walk-on center to backfield starter and went on to start three of five games.
- Made the switch to fullback in October of 2019 after beginning the season as a reserve on the offensive line.

TIGHT ENDS**87 JACK BRADLEY**

- Caught a career-best five passes vs. Southern Miss and has already established a career high of 14 this season after having only four in his first two seasons (17 games).
- Found the end zone for the first time in his career on a 22-yard pass from Mike Collins in the 2020 opener against Middle Tennessee.
- Made four starts in 2020 and three in 2019, including his first career start vs. Baylor.
- Father (Steve) was a four-year letterman as a tight end at Texas from 1991-95, while his mother, Amie Smith Bradley earned All-Big 12 honors in basketball before embarking on a coaching career. She was the head coach at Trinity University from 2005-12 and is currently an assistant coach at SMU... Grandfather (Mike Smith) was an All-SWC Center at SMU from 1970-74 and great grandfather (Dick McKissack) is in the SMU Athletic Hall of Fame after playing alongside Doak Walker.

82 JAEGAR BULL

- Enjoyed the most productive game of his career against UAB, catching a pair of short touchdown passes and rambling 30 yards on a fake punt for his first career rushing attempt which led to his second TD catch.
- TD reception was his first since he caught a two-yarder from Scott Stankavage vs. Houston as a redshirt freshman in 2018.
- Owls most experienced tight end with 36 games and 17 starts.
- Caught one pass for a career-long 12 yards vs. Texas Southern.

18 ROBERT FRENCH

- Made his second career start as the Owls opened with three tight ends vs. Southern Miss and caught his first career touchdown later in the game, a 19-yard connection with Jake Constantine which was his longest career catch.

WIDE RECEIVERS**11 JAKE BAILEY****Hornung Award Watch List**

- Fell 20 yards shy of a third consecutive 100-yard receiving day, finishing with 80 yards on five catches vs. WKU.
- Leads the team with 51 receptions and 565 yards (28 for 411 yards in the last four games) and has caught at least one pass in 14 consecutive games.
- Has 35 receptions for 507 yards in C-USA action which ranks fourth in yardage and fifth in receptions vs. conference foes.
- Set career highs with 10 catches and 143 yards vs. North Texas and matched his yardage total at Charlotte the following week.
- Named to PFF's Team of the Week after his performance vs. North Texas.
- Third different Owl top 100 yards receiving (Cedric Patterson III and August Pitre III), the most since Owls had three in 2015.
- Previous career best for yardage came vs. Southern Miss (83 yards), highlighted by a career-long 44 yard scoring combination with Jake Constantine.
- Led the Owls in 2020 with 477 all-purpose yards and 145 yards on kickoff returns and was second on the team with 23 receptions, 276 receiving yards and two touchdown receptions.

17 KOBIE CAMPBELL

22

- Credited with his second career special teams tackle at UAB.
- Caught three passes at Texas, the first of his career.

1 CAMERON MONTGOMERY

- Rushed for 36 yards, including a career-long of 19 yards, and added 11 yards on a pass reception vs. WKU.
- Caught a career-best three passes at Texas.
- Returned to action this year after missing all of 2018 and 2020 due to injuries.

4 CEDRIC PATTERSON III

- Has caught a pass in each game this year and has 25 in the last six games... Has nearly doubled his career catch total at New Mexico (16).
- Leads the wide receivers with 567 snaps.
- Second on the Owls with 31 receptions and 441 yards receiving including a career-best 108 yards on four receptions vs. Texas Southern.
- Combined with Jake Constantine on a 73-yard TD strike on the first play of the TSU game for the longest play in either's career and the longest TD pass play for Rice since Driphus Jackson and Jordan Taylor struck from 88-yards on the first play vs. North Texas in 2014.
- Scored the first rushing touchdown of his career on a 38-yard end around vs. Southern Miss.
- Has six career touchdowns (Rice 4, New Mexico 2), four of at least 38 yards (62 and 38 yard TD receptions at New Mexico; 73 yard reception and 38 yard rush with Rice).

88 AUGUST PITRE III

- Established new career highs with nine receptions for 133 yards against WKU, his second 100-yard day in his last four games.
- Opened the season with season with a then career-best 97 yards (including a career-long, 41-yard TD from Wiley Green) and tied his then career high with four receptions in the opener.
- Has caught a touchdown pass in the first game of the last two seasons, grabbing a three-yard score vs. Middle Tennessee in 2020 before missing the rest of year with an injury.

OFFENSIVE LINEMEN**58 SHEA BAKER****Rotary Lombardi Award Watch List**

- Preseason all-conference first team pick by Phil Steele and second team by Athlon.
- Made his 39th career start vs. North Texas, the most of any active Owl.
- Returned to start at center for the first time since 2019... Has made 23 career starts at center.
- Leads the team 706 snaps this year... Led the team with 358 snaps in 2020, also led the team with 865 as a freshman and was second with 713 as a sophomore.
- Offensive Player of the Game for Rice for his performance in the Owls 2020 win over #15 Marshall.

53 COLE GARCIA

- Returned to the starting lineup against Arkansas to open 2021 after a strong spring and fall
- Has made 21 career starts and is second on the team with 705 snaps, came into this season with 789 in his career.
- Signed with the Owls one day after Signing Day as part of Mike Bloomgren's first group of recruits in the fall of 2017. Had committed to Air Force after the Owls initial class of linemen recruits had been filled, but after the coaching change resulted in an opening, immediately accepted an offer from Bloomgren.

54 ISSAC KLARKOWSKI

- Knocked out of the lineup with an injury prior to the Texas Southern game after starting the previous 10 games dating back to his debut in the 11th game



of 2019.

- Had taken 668 consecutive snaps before missing the Texas Southern game.
- Joined the team at the start of training camp in 2019 as a walk-on and had been working with the scout team all fall, but promoted to the travel squad the day before the North Texas game after starting center Shea Baker became ill.

71 CLAY SERVIN

- Has made 29 career starts and is second on the team with 21 consecutive starts.
- Third on the team with 672 snaps this season and has 1,992 in his career.

70 JOVAUN WOOLFORD

- Made his 35th career start (14 at Rice) vs. WKU.
- Opened his seventh season of college football with his sixth consecutive start for Rice (27th overall) at Arkansas.
- Fourth on the offense with 625 snaps this year.
- Graduate transfer from Colgate who earned All C-USA honorable mention honors from conference coaches and is entering his seventh season of college football.
- Played in 11 games and made nine starts as a senior at Colgate after missing most of his junior year after an injury in the opening game.

DEFENSIVE LINE

91 IKENNA ENECHUKWU

Wuerffel Trophy Watch List/ AFCA Good Works Team Nominee

- Team leader with 19 quarterback hurries according to PFF and has 11 in the last five games... second with 24 total pressures.
- Second on the team with 7 tackles for loss and tied for second with 3 sacks, both career bests.
- Has recorded a TFL in five of his last six games.
- Established a new career best with 2.5 TFL vs. Southern Miss.
- Credited with three tackles and shared a sack with Josh Percy in the opener and added three tackles and a hurry vs. Houston.

92 ELIJAH GARCIA

- Leads the team with 24 total quarterback pressures (sacks, hits & hurries) according to the PFF.
- Second on the team with a career-best 55 tackles and has 178 career tackles in 49 games, the most of any active interior defender in C-USA.
- 55 stops are the most by an Owls defensive lineman since Christian Covington had 59 in 2013.
- Matched his career high with nine tackles vs. North Texas... Also had nine stops at Texas.
- Recorded his first multiple sack game of his career with a pair vs. Southern Miss.
- Leads the team with a career high 3.5 sacks, doubling his previous career total and is second with 15 pressures according to PFF.
- Leads the Owls defense with 653 snaps and the team with 49 games (44 consecutive) and 25 consecutive starts.
- On track to complete his Master's of Accounting this fall.

10 KENNETH ORJI

- Has been credited with 1.5 TFL in his last two games and had a career-best 3.5 this season.
- Credited with six stops and shared a TFL at Charlotte.
- Picked up five tackles in each of his last three games before his injury and added a strip sack to force a fumble vs. Houston.
- Credited with four tackles and a hurry while blocking the Owls first punt since 2015 in the opener at Arkansas.

12 JOSH PERCY

- Tied for second on the team with three sacks and third with 15 total pressures according to PFF.
- Has recorded a TFL in five of the last seven games.

- Led the team with a career-high 11 tackles in a start vs. Southern Miss.
- Credited with three tackles while sharing a sack with Ikenna Enechukwu in the opener.

7 TREY SCHUMAN/2021 Co-Captain Campbell Trophy Semifinalist

- Credited with his second sack of the year at Charlotte before leaving with an injury... Returned to action vs. WKU and was credited with a pair of tackles.
- Has been credited with a career-best 37 tackles in seven games... Previous best was 28 tackles in eight games in 2019.
- Reached double figures in tackles for the first time, posting 10 vs. Southern Miss.
- Owls' nominee for the Campbell Trophy.
- Second Rice football player earn four consecutive C-USA Academic Medals (GPA of 3.75 or higher).
- Pursuing and MBA after graduating with a degree in Economics & Managerial Studies along with a Minor in Business.

LINEBACKERS

1 ANTONIO MONTERO

- In his fourth year of starting at linebacker and has 29 career starts, but missed the WKU game.
- Leads the team with a career-best 9 TFLs.
- Credited with six tackles, two TFLs (one sack) and force the first fumble of his career last Saturday.
- Recovered a fumble on UAB's first play of the game to set up the Owls second TD against the Blazers.
- Opened the season with back-to-back double figure tackle totals, the first Owl to open a season with consecutive games with double figures in tackles since Brian Raines in 2006.
- Matched his career-high with 11 tackles in the opener (matching his effort in the 2019 opener at Army)... Reached 11 tackles three times in 2019 and had 10 last year at Southern Miss.
- Converted his first PAT try (vs. Texas), his first since he was a senior in high school.

33 MYRON MORRISON

- Moved into the starter's role vacated by Blaze Alldredge with a strong spring and fall camp and was credited with nine tackles in his starting debut at Arkansas.
- Started the first five games this year.
- Knocked down Southern Miss' Hail Mary attempt on the last play of the game for his first career PBU.
- Saw action in all five games in 2020 and picked up his first career tackle on kickoff coverage at Southern Miss.

6 DESMYN BAKER

- Has started the last five games and has 27 tackles over that stretch.
- Has picked up 1.5 sacks over the last two games, including a solo for a loss of 10 vs. WKU.
- Credited with five stops, one TFL, a shared sack and returned a fumble for 20 yards vs. Charlotte.
- Made his first career start at UTSA and led the team with seven tackles while also forcing a fumble.
- Credited with a pair of tackles including one for a loss of two yards in his Rice debut and added four vs. Houston.
- Transfer from Northwest Mississippi CC who joined the Owls in January and participated in spring drills.

DEFENSIVE BACKS

25 JORDAN DUNBAR

- Broke up his team-leading seventh pass vs. WKU.

- Credited with a career-best seven tackles and added his first career PBU vs. Houston.
- Made his first career start in the opener at Arkansas and was credited with his first tackle.
-
-

29 SEAN FRESCH

- Leads the team with 317 yards on 14 kick returns (22.6 average)... Total yards and average per return are the best since 2018 when Austin Walter ended the year with 491 yards and a 27.3 average.
- Picked off his first career pass in the opener at Arkansas, credited with a pair of tackles (one for a shared TFL) and broke up a pass vs. Houston.
- Broke off a 16-yard effort on his first career punt return against the Razorbacks.

9 KIRK LOCKHART

- Recorded his second career double-figure tackle game last week, finishing with 10 vs. WKU while also creating pair of turnovers (forced fumble and interception).
- Leads the team with a pair of forced fumbles and tied for second with two interceptions.

20 GEORGE NYAKWOL

- Missed the last four games but remains tied for second on the team with a pair of interceptions, both coming in his last two games.
- Returned to action after missing all of 2020 and was credited with four tackles at Arkansas... Had started 25 consecutive games before missing the 2020 season.
- Led the team with seven tackles vs. Texas Southern and picked off the fourth pass of his career.

24 MILES MCCORD

- Broke up three of four passes thrown his way at UAB and his second on the team with five.
- Picked off his second career pass vs. Southern Miss.
- Credited with five tackles and shared a TFL at Texas.
- Picked off his first career pass and was credited with three tackles at Southern Miss and added three vs. North Texas and four at Marshall.

3 NAEEM SMITH/2021 Co-Captain

- Picked off his team-leading third interception vs. WKU, which is tied for second in the conference... All three picks have come in C-USA action, which ranks second.
- Three interceptions are a career-high and has six in his career.
- Second with 28 solo tackles, third with 52 tackles (career high) and tied for third with four PBU.
- Both his career sacks have come against UAB in Birmingham (2019 and 2021).
- Credited with three tackles and broke the open win over #15 Marshall with a 36-yard interception return touchdown, the first for the Owls since 2017.

26 GABE TAYLOR

- Leads team with 32 unassisted tackles.
- C-USA Defensive Player of the Week for his performance at UAB.
- Credited with a career-high 10 tackles, forced a fumble and broke up a last gasp pass attempt by UAB to key the Owls win over the Blazers.
- Forced a fumble on the Blazers' first play of the game after Rice had taken a 7-0 lead, setting the Owls up for their second TD of the opening minutes.
- Two of his 10 tackles forced Blazers punts at the end of the second and start of the third quarter with Rice holding a 20-14 lead.
- Picked off his first career pass at Texas and added seven tackles against the Longhorns.

SPECIAL TEAMS

2 COLLIN RICCIPELLI

- Graduate transfer from Stanford who converted 9/12 field goals, including 5/7 from at least 40 yards in 2020, the most from that distance since Chris Boswell, who was 8/15 from at least 40 in 2013.

99 CHARLIE MENDES

- Dropped all three punts vs. North Texas inside the 10, two of them at the 4.
- Punted a career-high 10 times at UTSA and averaged a career-best 47.8 per punt.... 10 punts were the most by an Owl since Jack Fox tied the school record with 12 punts vs. UAB in 2018.
- Blasted the two longest punts of his career (66 & 64 yards) vs. the Roadrunners and has had at least one punt of better than 50 yards in each of the last six games.
- C-USA All-Freshman selection by conference coaches after leading first-year punters by averaging 42.8 yards on 21 punts.
- 42.8 average was the best by an Owl freshman since Jared Scruggs averaged 45.6 in 2003.

36 CAMPBELL RIDDLE/2021 Co-Captain

- Preseason All C-USA second-team selection by Phil Steele.
- C-USA preseason watch list.
- In his fourth season of handling all the Owls long snapping duties.

31 CHRISTIAN VANSICKLE

- Grad transfer from Elon who averaged 63.2 yards on four kickoffs at Arkansas in his Rice debut.
- Made his first appearance as a place kicker since his freshman season at Elon (2017) and converted six of seven vs. Texas Southern... Had converted his only two attempts at Elon.
- Connected from 41 yards out vs. Southern Miss for his first career collegiate field goal and his first since connecting for Charlotte Charlotte Christian HS against Providence Day HS on Oct 28 2016.
- Added a second field goal at UAB , a third vs. North Texas and a fourth at Charlotte.
- Credited with a tackle against the Razorbacks as well.



INDIVIDUAL & TEAM SUPERLATIVES

RICE SUPERLATIVES

Individual

| | | |
|---------------------|------|---|
| Rushes | 26 | Jordan Myers vs. Texas Southern (Sept. 25, 2021) |
| Yards Rushing | 186 | Ari Broussard at Charlotte (Nov. 6, 2021) |
| TD Rushes | 4 | Jordan Myers vs. Texas Southern (Sept. 25, 2021) |
| Pass attempts | 50 | Jake Constantine vs. WKU (Nov. 13, 2021) |
| Pass completions | 28 | Jake Constantine vs. WKU (Nov. 13, 2021) |
| Yards Passing | 380 | Jake Constantine vs. WKU (Nov. 13, 2021) |
| TD Passes | 3 | Wiley Green at UAB (Oct. 23, 2021) |
| Long Pass | 73 | Jake Constantine vs. Texas Southern (Sept. 25, 2021) |
| Receptions | 10 | Jake Bailey vs. North Texas (Oct. 30, 2021) |
| Yards Receiving | 143 | Jake Bailey vs. North Texas (Oct. 30, 2021) Jake Bailey at Charlotte (Nov. 6, 2021) |
| TD Receptions | 2 | Jaeger Bull at UAB (Oct. 23, 2021) |
| Long Reception | 73 | Cedric Patterson III vs. Texas Southern (Sept. 25, 2021) |
| Field Goals | 1 | Five times: last Christian VanSickle at Charlotte (Nov. 6, 2021) |
| Long Field Goal | 41 | Christian VanSickle vs. Southern Miss (Oct. 2, 2021) |
| Punts | 10 | Charlie Mendes at UTSA (Oct. 16, 2021) |
| Punting Avg | 47.8 | Charlie Mendes at UTSA (Oct. 16, 2021) |
| Long Punt | 66 | Charlie Mendes at UTSA (Oct. 16, 2021) |
| Punts inside 20 | 3 | Charlie Mendes vs. North Texas (Oct. 30, 2021) |
| Long Punt Return | 16 | Sean Fresch at Arkansas (Sept. 4, 2021) |
| Long Kickoff Return | 50 | Juma Otoviano at UAB (Oct. 23, 2021) |
| Tackles | 11 | Treshawn Chamberlain at Arkansas (Sept. 4, 2021) Antonio Montero at Arkansas (Sept. 4, 2021) Josh Pearcy vs. Southern Miss (Oct. 2, 2021) |
| Sacks | 2.0 | Elijah Garcia vs. Southern Miss (Oct. 2, 2021) |
| Tackles For Loss | 2.5 | Ikenna Enechukwu vs. Southern Miss (Oct. 2, 2021) |
| Interceptions | 1 | Nine times: last Kirk Lockhart vs. WKU (Nov. 13, 2021) Naeem Smith vs. WKU (Nov. 13, 2021) |

Team

| | | |
|------------------|------|--|
| Rushes | 52 | vs. Texas Southern (Sept. 25, 2021) |
| Yards Rushing | 349 | vs. Texas Southern (Sept. 25, 2021) |
| Yards Per Rush | 6.7 | vs. Texas Southern (Sept. 25, 2021) |
| TD Rushes | 6 | vs. Texas Southern (Sept. 25, 2021) |
| Pass attempts | 50 | vs. WKU (Nov. 13, 2021) |
| Pass completions | 28 | vs. WKU (Nov. 13, 2021) |
| Yards Passing | 380 | vs. WKU (Nov. 13, 2021) |
| Yards Per Pass | 15.1 | vs. Texas Southern (Sept. 25, 2021) vs. North Texas (Oct. 30, 2021) |
| TD Passes | 3 | at UAB (Oct. 23, 2021) |
| Total Plays | 85 | vs. WKU (Nov. 13, 2021) |
| Total Offense | 620 | vs. Texas Southern (Sept. 25, 2021) |
| Yards Per Play | 8.3 | vs. Texas Southern (Sept. 25, 2021) |
| Points | 48 | vs. Texas Southern (Sept. 25, 2021) |
| Sacks By | 5 | vs. Southern Miss (Oct. 2, 2021) |
| First Downs | 30 | vs. Texas Southern (Sept. 25, 2021) |
| Penalties | 15 | vs. North Texas (Oct. 30, 2021) |
| Penalty Yards | 114 | vs. North Texas (Oct. 30, 2021) |
| Turnovers | 5 | vs. WKU (Nov. 13, 2021) |
| Interceptions By | 4 | vs. Southern Miss (Oct. 2, 2021) |
| Punts | 10 | at UTSA (Oct. 16, 2021) |
| Punting Avg | 47.8 | at UTSA (Oct. 16, 2021) |
| Long Punt | 66 | at UTSA (Oct. 16, 2021) |
| Punts inside 20 | 3 | vs. North Texas (Oct. 30, 2021) |
| Long Punt Return | 20 | vs. Houston (Sept. 11, 2021) |

OPPONENT SUPERLATIVES

Individual

| | | |
|---------------------|------|---|
| Rushes | 22 | Trelon Smith at Arkansas (Sept. 4, 2021) |
| Yards Rushing | 127 | Bijan Robinson at Texas (Sept. 18, 2021) |
| TD Rushes | 2 | Four times: last Ayo Adeyi vs. North Texas (Oct. 30, 2021) |
| Long Rush | 81 | Sincere McCormick at UTSA (Oct. 16, 2021) |
| Pass attempts | 42 | Bailey Zappe vs. WKU (Nov. 13, 2021) |
| Pass completions | 34 | Bailey Zappe vs. WKU (Nov. 13, 2021) |
| Yards Passing | 482 | Bailey Zappe vs. WKU (Nov. 13, 2021) |
| TD Passes | 5 | Bailey Zappe vs. WKU (Nov. 13, 2021) |
| Long Pass | 72 | Dylan Hopkins at UAB (Oct. 23, 2021) |
| Receptions | 10 | Mitchell Tinsley vs. WKU (Nov. 13, 2021) |
| Yards Receiving | 198 | Mitchell Tinsley vs. WKU (Nov. 13, 2021) |
| TD Receptions | 2 | Joshua Cephus at UTSA (Oct. 16, 2021) Elijah Spencer at Charlotte (Nov. 6, 2021) Mitchell Tinsley vs. WKU (Nov. 13, 2021) |
| Long Reception | 72 | Gerrit Prince at UAB (Oct. 23, 2021) |
| Field Goals | 2 | Richard Garcia III vs. Texas Southern (Sept. 25, 2021) |
| Long Field Goal | 45 | Richard Garcia vs. Texas Southern (Sept. 25, 2021) |
| Punts | 7 | Sawyer Evans vs. Texas Southern (Sept. 25, 2021) |
| Punting Avg | 48.7 | Laine Wilkins vs. Houston (Sept. 11, 2021) |
| Long Punt | 63 | Sawyer Evans vs. Texas Southern (Sept. 25, 2021) |
| Punts inside 20 | 3 | Laine Wilkins vs. Houston (Sept. 11, 2021) Lucas Dean at UTSA (Oct. 16, 2021) |
| Long Punt Return | 15 | Cade Stoever at UTSA (Oct. 16, 2021) |
| Long Kickoff Return | 95 | Camron Harrell vs. Southern Miss (Oct. 2, 2021) |
| Tackles | 18 | KD Davis vs. North Texas (Oct. 30, 2021) |
| Sacks | 1.0 | 20 times: last Jaden Hunter vs. WKU (Nov. 13, 2021) Will Ignont vs. WKU (Nov. 13, 2021) Darius Shipp vs. WKU (Nov. 13, 2021) |
| Tackles For Loss | 2.5 | Logan Hall vs. Houston (Sept. 11, 2021) |
| Interceptions | 2 | Jalen Catalon at Arkansas (Sept. 4, 2021) |

Team

| | | |
|------------------|------|---|
| Rushes | 44 | at Arkansas (Sept. 4, 2021) |
| Yards Rushing | 427 | at Texas (Sept. 18, 2021) |
| Yards Per Rush | 10.4 | at Texas (Sept. 18, 2021) |
| TD Rushes | 6 | at Texas (Sept. 18, 2021) |
| Pass attempts | 47 | vs. WKU (Nov. 13, 2021) |
| Pass completions | 35 | vs. WKU (Nov. 13, 2021) |
| Yards Passing | 495 | vs. WKU (Nov. 13, 2021) |
| Yards Per Pass | 17.8 | vs. Texas Southern (Sept. 25, 2021) |
| TD Passes | 5 | vs. WKU (Nov. 13, 2021) |
| Total Plays | 72 | vs. WKU (Nov. 13, 2021) |
| Total Offense | 620 | at Texas (Sept. 18, 2021) |
| Yards Per Play | 10.0 | at Texas (Sept. 18, 2021) |
| Points | 58 | at Texas (Sept. 18, 2021) |
| Sacks By | 5 | at UAB (Oct. 23, 2021) |
| First Downs | 28 | vs. WKU (Nov. 13, 2021) |
| Penalties | 13 | at Arkansas (Sept. 4, 2021) |
| Penalty Yards | 117 | at Arkansas (Sept. 4, 2021) |
| Turnovers | 4 | vs. Southern Miss (Oct. 2, 2021) vs. WKU (Nov. 13, 2021) |
| Interceptions By | 3 | at Arkansas (Sept. 4, 2021) vs. Houston (Sept. 11, 2021) |
| Punts | 7 | vs. Texas Southern (Sept. 25, 2021) |
| Punting Avg | 48.7 | vs. Houston (Sept. 11, 2021) |
| Long Punt | 63 | vs. Texas Southern (Sept. 25, 2021) |
| Punts inside 20 | 3 | vs. Houston (Sept. 11, 2021) at UTSA (Oct. 16, 2021) |
| Long Punt Return | 20 | at Texas (Sept. 18, 2021) |

2021 DRIVE SUPERLATIVES

| Longest Drive | | Rice | Opponents |
|-----------------------|--|--|---|
| No. of Plays | | 19 (68 yds, 12:07 TOP) vs. North Texas results in FG | 17 (75 yds, 7:42 TOP) by Houston results in TD |
| By No. of Yards | | 89 (12p, 1:42 TOP) vs. North Texas results in TD | 97 (7p, 3:00 TOP) by WKU results in TD |
| By Time of Possession | | 12:07 (19p, 68 yds) vs. North Texas results in FG | 8:14 (12p, 69 yds) by Texas results in turnover on downs |
| Shortest Drive | | Rice | Opponents |
| No. of Plays | | 1, 6x, last (0 yds; 0:04 TOP) vs. WKU results in INT | 1, 4x, last (25 yds, 0:00 TOP) by Charlotte results in TD |
| By No. of Yards | | -8 (1p, 0:08 TOP) at UAB results in fumble | -14 (3p, 0:56 TOP) by Southern Miss results in punt |
| By Time of Possession | | 0:04 (1p, 0 yds) vs. WKU results in INT | 0:03 (1p, -5 yds) by Southern Miss results in end of half |

2021 TURNOVERS

| Opponent | Forced by Rice | | | | | Forced by Opponent | | | | |
|----------------|----------------|-----------|-----------|-----------|-----------|--------------------|-----------|-----------|-----------|--|
| | Fumbles | INT | Total | Pts Off | Margin | Fumbles | INT | Total | Pts Off | |
| at Arkansas | 1 | 1 | 2 | 0 | -1 | 0 | 3 | 3 | 14 | |
| Houston | 0 | 0 | 0 | 0 | -3 | 0 | 3 | 3 | 13 | |
| at Texas | 0 | 1 | 1 | 0 | 0 | 1 | 0 | 1 | 7 | |
| Texas Southern | 0 | 1 | 1 | 0 | -2 | 2 | 1 | 3 | 6 | |
| Southern Miss | 0 | 4 | 4 | 14 | 4 | 0 | 0 | 0 | 0 | |
| at UTSA | 0 | 0 | 0 | 0 | -2 | 0 | 2 | 2 | 14 | |
| at UAB | 1 | 1 | 2 | 6 | 0 | 2 | 0 | 2 | 7 | |
| North Texas | 0 | 0 | 0 | 0 | 0 | 0 | 0 | 0 | 0 | |
| at Charlotte | 2 | 0 | 2 | 3 | 1 | 0 | 1 | 1 | 0 | |
| WKU | 2 | 2 | 4 | 7 | -1 | 1 | 4 | 5 | 21 | |
| at UTEP | | | | | | | | | | |
| Louisiana Tech | | | | | | | | | | |
| TOTALS | 8 | 10 | 16 | 30 | -4 | 6 | 14 | 20 | 82 | |

2021 RICE BIG PLAYS

| Opponent | Rushing | | | | Passing | | | | Special Teams | |
|----------------|-----------|----------|----------|----------|-----------|----------|----------|----------|---------------|----------|
| | 10-19 | 20-29 | 30-39 | 40+ | 20-29 | 30-39 | 40-49 | 50+ | Block | Ret. TD |
| at Arkansas | 0 | 0 | 0 | 0 | 2 | 1 | 1 | 0 | 1 | 0 |
| Houston | 3 | 1 | 0 | 0 | 0 | 0 | 0 | 0 | 0 | 0 |
| at Texas | 2 | 1 | 1 | 0 | 1 | 0 | 0 | 0 | 0 | 0 |
| Texas Southern | 7 | 1 | 1 | 1 | 0 | 1 | 0 | 1 | 0 | 0 |
| Southern Miss | 2 | 0 | 1 | 0 | 1 | 1 | 0 | 0 | 1 | 0 |
| at UTSA | 4 | 0 | 0 | 0 | 0 | 0 | 0 | 0 | 0 | 0 |
| at UAB | 2 | 0 | 1 | 0 | 1 | 2 | 0 | 0 | 0 | 0 |
| North Texas | 2 | 0 | 0 | 0 | 2 | 1 | 0 | 1 | 0 | 0 |
| at Charlotte | 2 | 1 | 1 | 1 | 2 | 0 | 1 | 0 | 1 | 0 |
| WKU | 2 | 0 | 0 | 0 | 6 | 0 | 0 | 0 | 0 | 0 |
| at UTEP | | | | | | | | | | |
| Louisiana Tech | | | | | | | | | | |
| TOTALS | 25 | 4 | 5 | 2 | 15 | 6 | 2 | 2 | 3 | 0 |

2021 OPPONENT BIG PLAYS

| Opponent | Rushing | | | | Passing | | | | Special Teams | |
|----------------|-----------|----------|----------|----------|-----------|----------|----------|----------|---------------|----------|
| | 10-19 | 20-29 | 30-39 | 40+ | 20-29 | 30-39 | 40-49 | 50+ | Block | Ret. TD |
| at Arkansas | 4 | 1 | 1 | 0 | 0 | 1 | 0 | 0 | 0 | 0 |
| Houston | 3 | 0 | 0 | 1 | 2 | 1 | 0 | 0 | 1 | 0 |
| at Texas | 5 | 2 | 0 | 3 | 3 | 1 | 0 | 0 | 1 | 0 |
| Texas Southern | 5 | 0 | 0 | 0 | 1 | 1 | 2 | 1 | 0 | 0 |
| Southern Miss | 5 | 0 | 1 | 0 | 2 | 1 | 0 | 0 | 0 | 1 |
| at UTSA | 4 | 2 | 0 | 0 | 1 | 1 | 0 | 1 | 0 | 0 |
| at UAB | 2 | 1 | 1 | 0 | 1 | 1 | 0 | 1 | 0 | 0 |
| North Texas | 5 | 0 | 0 | 0 | 3 | 1 | 0 | 0 | 0 | 0 |
| at Charlotte | 0 | 0 | 0 | 1 | 4 | 0 | 0 | 1 | 1 | 0 |
| WKU | 3 | 0 | 0 | 0 | 5 | 1 | 0 | 1 | 0 | 0 |
| at UTEP | | | | | | | | | | |
| Louisiana Tech | | | | | | | | | | |
| TOTALS | 36 | 6 | 3 | 5 | 22 | 9 | 2 | 5 | 3 | 1 |



TEAM STATISTICS

Team Statistics

| | RICE | OPP |
|---------------------------|-------------|-------------|
| Scoring | 195 | 365 |
| Points per game | 19.5 | 36.5 |
| Points Off Turnovers | 30 | 82 |
| First Downs | 194 | 213 |
| Rushing | 65 | 94 |
| Passing | 103 | 101 |
| Penalty | 26 | 18 |
| Rushing Yardage | 1461 | 1707 |
| Yards gained rushing | 1693 | 1922 |
| Yards lost rushing | 232 | 215 |
| Rushing attempts | 399 | 334 |
| Average per rush | 3.7 | 5.1 |
| Average per game | 146.1 | 170.7 |
| TDs Rushing | 15 | 26 |
| Passing Yardage | 2083 | 2616 |
| Comp-Att-Int | 171-282-14 | 196-305-10 |
| Average per pass | 7.4 | 8.6 |
| Average per catch | 12.2 | 13.3 |
| Average per game | 208.3 | 261.6 |
| TDs Passing | 12 | 18 |
| Total offense | 3544 | 4323 |
| Total plays | 681 | 639 |
| Average per play | 5.2 | 6.8 |
| Average per game | 354.4 | 432.3 |
| Kick returns: #-Yards | 25-537 | 21-492 |
| Punt returns: #-Yards | 8-41 | 20-155 |
| Int returns: #-Yards | 10-42 | 14-274 |
| Kick return average | 21.5 | 23.4 |
| Punt return average | 5.1 | 7.8 |
| Int return average | 4.2 | 19.6 |
| Fumbles-Lost | 14-6 | 15-5 |
| Penalties-Yards | 75-624 | 68-679 |
| Average per game | 62.4 | 67.9 |
| Punts-Yards | 52-2106 | 38-1554 |
| Average per punt | 40.5 | 40.9 |
| Net punt average | 35.0 | 37.6 |
| Kickoffs-Yards | 45-2464 | 65-3848 |
| Average per kick | 54.8 | 59.2 |
| Net kick average | 36.4 | 37.7 |
| Time of possession / game | 33:60 | 26:00 |
| 3rd-down conversion | 53/146 | 46/114 |
| 3rd-down pct | 36% | 40% |
| 4rd-down conversion | 14/22 | 9/14 |



TEAM STATISTICS

| | RICE | OPP |
|------------------------|-------------|--------------|
| 4th-down pct | 64% | 64% |
| Sacks by-Yards | 21-170 | 26-170 |
| Misc Yards | 0 | 0 |
| Touchdowns scored | 26 | 48 |
| Field goals - attempts | 5-11 | 9-13 |
| On-Side kicks | 0-0 | 1-1 |
| Red-zone scores | (23-33) 70% | (40-48) 83% |
| Red-zone touchdowns | (19-33) 58% | (33-48) 69% |
| PAT-attempts | (24-26) 92% | (46-46) 100% |
| Attendance | 95847 | 224454 |
| Games / Avg per game | 5/19169 | 5/44891 |
| Neutral site games | - | 0/0 |

Score by Periods

| Team | 1st | 2nd | 3rd | 4th | OT | TOT |
|-----------|-----|-----|-----|-----|----|-----|
| Rice | 34 | 43 | 66 | 52 | 0 | 195 |
| Opponents | 95 | 83 | 80 | 94 | 13 | 365 |



RESULTS

Team Results

| | Date | Opponent | | Score | Overall | Conf | Time | Attend |
|---|------------|----------------|------|-------|---------|------|------|--------|
| | 09/04/2021 | at Arkansas | L | 17-38 | 0-1 | 0-0 | 3:34 | 64065 |
| | 09/11/2021 | Houston | L | 7-44 | 0-2 | 0-0 | 3:21 | 26253 |
| | 09/18/2021 | at Texas | L | 0-58 | 0-3 | 0-0 | 3:03 | 91979 |
| | 09/25/2021 | Texas Southern | W | 48-34 | 1-3 | 0-0 | 3:41 | 18326 |
| * | 10/02/2021 | Southern Miss. | W | 24-19 | 2-3 | 1-0 | 3:22 | 16031 |
| * | 10/16/2021 | at UTSA | L | 0-45 | 2-4 | 1-1 | 2:54 | 27515 |
| * | 10/23/2021 | at UAB | W | 30-24 | 3-4 | 2-1 | 3:39 | 24845 |
| * | 10/30/2021 | North Texas | Lot1 | 24-30 | 3-5 | 2-2 | 3:41 | 17354 |
| * | 11/06/2021 | at Charlotte | Lot1 | 24-31 | 3-6 | 2-3 | 3:31 | 16050 |
| * | 11/13/2021 | Western Ky. | L | 21-42 | 3-7 | 2-4 | 3:20 | 17883 |

INDIVIDUAL STATISTICS

Rushing

| Player | gp | att | gain | loss | net | avg | td | lg | avg/g |
|----------------------|-----------|------------|-------------|------------|-------------|------------|-----------|-----------|--------------|
| Ari Broussard | 10 | 102 | 543 | 10 | 533 | 5.2 | 2 | 40 | 53.3 |
| Khalan Griffin | 10 | 97 | 369 | 9 | 360 | 3.7 | 2 | 36 | 36.0 |
| Jordan Myers | 9 | 89 | 346 | 12 | 334 | 3.8 | 8 | 64 | 37.1 |
| Luke McCaffrey | 7 | 30 | 134 | 62 | 72 | 2.4 | 1 | 18 | 10.3 |
| Jake Constantine | 7 | 27 | 61 | 85 | -24 | -0.9 | 0 | 12 | -3.4 |
| Cameron Montgomery | 10 | 25 | 97 | 14 | 83 | 3.3 | 0 | 19 | 8.3 |
| Wiley Green | 4 | 15 | 23 | 32 | -9 | -0.6 | 0 | 6 | -2.3 |
| Brendan Suckley | 10 | 7 | 32 | 0 | 32 | 4.6 | 0 | 12 | 3.2 |
| Cedric Patterson III | 10 | 2 | 38 | 7 | 31 | 15.5 | 1 | 38 | 3.1 |
| Juma Otoviano | 5 | 2 | 6 | 0 | 6 | 3.0 | 1 | 4 | 1.2 |
| Jaeger Bull | 10 | 1 | 30 | 0 | 30 | 30.0 | 0 | 30 | 3.0 |
| Jake Bailey | 10 | 1 | 14 | 0 | 14 | 14.0 | 0 | 14 | 1.4 |
| TJ McMahon | 9 | 1 | 0 | 1 | -1 | -1.0 | 0 | 0 | -0.1 |
| Total | 10 | 399 | 1693 | 232 | 1461 | 3.7 | 15 | 64 | 146.1 |
| Opponents | 10 | 334 | 1922 | 215 | 1707 | 5.1 | 26 | 81 | 170.7 |

Punt Returns

| Player | no. | yds | avg | td | lg |
|------------------|-----------|------------|------------|----------|-----------|
| Sean Fresch | 8 | 41 | 5.1 | 0 | 16 |
| Total | 8 | 41 | 5.1 | 0 | 16 |
| Opponents | 20 | 155 | 7.8 | 0 | 20 |

Interceptions

| Player | no. | yds | avg | td | lg |
|------------------|-----------|------------|-------------|----------|-----------|
| Naeem Smith | 3 | 22 | 7.3 | 0 | 15 |
| George Nyakwoi | 2 | 5 | 2.5 | 0 | 5 |
| Kirk Lockhart | 2 | 10 | 5.0 | 0 | 10 |
| Miles McCord | 1 | 5 | 5.0 | 0 | 5 |
| Sean Fresch | 1 | 0 | 0.0 | 0 | 0 |
| Gabe Taylor | 1 | 0 | 0.0 | 0 | 0 |
| Total | 10 | 42 | 4.2 | 0 | 15 |
| Opponents | 14 | 274 | 19.6 | 3 | 91 |

Passing

| Player | gp | effic | comp-att-int | pct | yds | td | lg | avg/g |
|------------------|-----------|--------------|-------------------|-------------|-------------|-----------|-----------|--------------|
| Jake Constantine | 7 | 134.4 | 113-182-7 | 62.1 | 1458 | 7 | 73 | 208.3 |
| Wiley Green | 4 | 139.2 | 36-56-3 | 64.3 | 414 | 4 | 41 | 103.5 |
| Luke McCaffrey | 7 | 81.5 | 22-43-4 | 51.2 | 211 | 1 | 35 | 30.1 |
| Team | 10 | 0.0 | 0-1-0 | 0.0 | 0 | 0 | 0 | 0.0 |
| Total | 10 | 126.8 | 171-282-14 | 60.6 | 2083 | 12 | 73 | 208.3 |
| Opponents | 10 | 149.2 | 196-305-10 | 64.3 | 2616 | 18 | 72 | 261.6 |

Kick Returns

| Player | no. | yds | avg | td | lg |
|------------------|-----------|------------|-------------|----------|-----------|
| Sean Fresch | 14 | 317 | 22.6 | 0 | 33 |
| Juma Otoviano | 9 | 190 | 21.1 | 0 | 50 |
| Jordan Myers | 2 | 30 | 15.0 | 0 | 16 |
| Total | 25 | 537 | 21.5 | 0 | 50 |
| Opponents | 21 | 492 | 23.4 | 1 | 95 |

Receiving

| Player | gp | no. | yds | avg | td | lg | avg/g |
|----------------------|-----------|------------|-------------|-------------|-----------|-----------|--------------|
| Jake Bailey | 10 | 51 | 656 | 12.9 | 2 | 40 | 65.6 |
| Cedric Patterson III | 10 | 31 | 430 | 13.9 | 3 | 73 | 43.0 |
| Jordan Myers | 9 | 25 | 266 | 10.6 | 1 | 58 | 29.6 |
| August Pitre III | 6 | 22 | 361 | 16.4 | 2 | 41 | 60.2 |
| Jack Bradley | 10 | 14 | 129 | 9.2 | 0 | 17 | 12.9 |
| Jaeger Bull | 10 | 7 | 37 | 5.3 | 2 | 13 | 3.7 |
| Cameron Montgomery | 10 | 7 | 40 | 5.7 | 0 | 12 | 4.0 |
| Robert French | 10 | 5 | 67 | 13.4 | 1 | 19 | 6.7 |
| Juma Otoviano | 5 | 2 | 8 | 4.0 | 0 | 5 | 1.6 |
| Brendan Suckley | 10 | 2 | 13 | 6.5 | 0 | 9 | 1.3 |
| Bradley Rozner | 1 | 2 | 30 | 15.0 | 0 | 20 | 30.0 |
| Kobie Campbell | 6 | 2 | 15 | 7.5 | 0 | 9 | 2.5 |
| Khalan Griffin | 10 | 1 | 20 | 20.0 | 0 | 20 | 2.0 |
| Total | 10 | 171 | 2072 | 12.1 | 11 | 73 | 207.2 |
| Opponents | 10 | 196 | 2616 | 13.3 | 18 | 72 | 261.6 |

Fumble Returns

| Player | no. | yds | avg | td | lg |
|------------------|----------|-----------|------------|----------|-----------|
| Total | 0 | 20 | 0.0 | 0 | 20 |
| Opponents | 0 | 3 | 0.0 | 0 | 3 |

INDIVIDUAL STATISTICS

Scoring

| Player | td | fg | PAT | | | | | | pts |
|----------------------|-----------|-------------|--------------|----------|----------|----------|----------|----------|------------|
| | | | kick | rush | rcv | pass | dxp | saf | |
| Jordan Myers | 9 | - | - | - | - | - | - | - | 54 |
| Christian VanSickle | - | 4-7 | 21-23 | - | - | - | - | - | 33 |
| Cedric Patterson III | 4 | - | - | - | - | - | - | - | 24 |
| Jaeger Bull | 2 | - | - | - | - | - | - | - | 12 |
| Ari Broussard | 2 | - | - | - | - | - | - | - | 12 |
| August Pitre III | 2 | - | - | - | - | - | - | - | 12 |
| Jake Bailey | 2 | - | - | - | - | - | - | - | 12 |
| Khalan Griffin | 2 | - | - | - | - | - | - | - | 12 |
| Luke McCaffrey | 1 | - | - | - | - | - | - | - | 6 |
| Robert French | 1 | - | - | - | - | - | - | - | 6 |
| Juma Otoviano | 1 | - | - | - | - | - | - | - | 6 |
| Collin Riccitelli | - | 1-4 | 3-3 | - | - | - | - | - | 6 |
| Total | 26 | 5-11 | 24-26 | 0 | 0 | 0 | 0 | 0 | 195 |
| Opponents | 48 | 9-13 | 46-46 | 0 | 0 | 0 | 0 | 2 | 365 |

Field Goals

| Player | fg | pct. | 01-19 | 20-29 | 30-39 | 40-49 | 50-99 | lg | blk |
|---------------------|-------------|-------------|------------|------------|------------|------------|------------|-----------|----------|
| Christian VanSickle | 4-7 | 57.1 | 0-0 | 2-2 | 1-2 | 1-2 | 0-1 | 41 | 0 |
| Collin Riccitelli | 1-4 | 25.0 | 0-0 | 1-1 | 0-3 | 0-0 | 0-0 | 25 | 0 |
| Opponents | 9-13 | 69.2 | 0-0 | 2-2 | 6-8 | 1-3 | 0-0 | 45 | 2 |

F0 Sequence

| Team Name | Rice | Opponents |
|----------------|------|-----------|
| Arkansas | 36 | |
| Houston | 38 | (38),41 |
| Texas | 30 | |
| Southern Miss. | (41) | (26),33 |
| Charlotte | 35 | 42 |
| Texas Southern | | (26),(45) |
| North Texas | | (35) |
| UTSA | | (30) |

Numbers in parentheses indicate field goal was made

Total Offense

| Player | g | plays | rush | pass | total | avg/g |
|----------------------|-----------|------------|-------------|-------------|-------------|--------------|
| Jake Constantine | 7 | 209 | -24 | 1458 | 1434 | 204.9 |
| Ari Broussard | 10 | 102 | 533 | 0 | 533 | 53.3 |
| Wiley Green | 4 | 71 | -9 | 414 | 405 | 101.3 |
| Khalan Griffin | 10 | 97 | 360 | 0 | 360 | 36.0 |
| Jordan Myers | 9 | 89 | 334 | 0 | 334 | 37.1 |
| Luke McCaffrey | 7 | 73 | 72 | 211 | 283 | 40.4 |
| Cameron Montgomery | 10 | 25 | 83 | 0 | 83 | 8.3 |
| Brendan Suckley | 10 | 7 | 32 | 0 | 32 | 3.2 |
| Cedric Patterson III | 10 | 2 | 31 | 0 | 31 | 3.1 |
| Jaeger Bull | 10 | 1 | 30 | 0 | 30 | 3.0 |
| Jake Bailey | 10 | 1 | 14 | 0 | 14 | 1.4 |
| Juma Otoviano | 5 | 2 | 6 | 0 | 6 | 1.2 |
| TJ McMahon | 9 | 1 | -1 | 0 | -1 | -0.1 |
| Team | 10 | 0 | 0 | 0 | 0 | 0.0 |
| Total | 10 | 681 | 1461 | 2083 | 3544 | 354.4 |
| Opponents | 10 | 639 | 1707 | 2616 | 4323 | 432.3 |

Punting

| Player | no. | yds | avg | lg | tb | fc | l20 | 50+ | blk |
|------------------|-----------|-------------|-------------|-----------|----------|-----------|-----------|----------|----------|
| Charlie Mendes | 51 | 2106 | 41.3 | 66 | 5 | 5 | 12 | 9 | 3 |
| Team | 1 | 0 | 0.0 | 0 | 0 | 0 | 0 | 0 | 1 |
| Total | 52 | 2106 | 40.5 | 66 | 5 | 5 | 12 | 9 | 4 |
| Opponents | 38 | 1554 | 40.9 | 63 | 4 | 11 | 14 | 9 | 1 |

Kickoffs

| Player | no. | yds | avg | tb | ob | retn | net | ydin |
|---------------------|-----------|-------------|-------------|-----------|----------|-----------|-------------|-----------|
| Christian VanSickle | 39 | 2175 | 55.8 | 7 | 0 | | | |
| Collin Riccitelli | 4 | 197 | 49.3 | 0 | 1 | | | |
| Charlie Mendes | 2 | 92 | 46.0 | 0 | 0 | | | |
| Total | 45 | 2464 | 54.8 | 7 | 1 | 23 | 36.4 | 28 |
| Opponents | 65 | 3848 | 59.2 | 33 | 1 | 21 | 37.7 | 27 |



INDIVIDUAL STATISTICS

All Purpose

| Player | g | rush | rcv | pr | kr | ir | total | avg/g |
|----------------------|-----------|-------------|-------------|------------|------------|------------|-------------|--------------|
| Jake Bailey | 10 | 14 | 656 | 0 | 0 | 0 | 670 | 67.0 |
| Jordan Myers | 9 | 334 | 266 | 0 | 30 | 0 | 630 | 70.0 |
| Ari Broussard | 10 | 533 | 0 | 0 | 0 | 0 | 533 | 53.3 |
| Cedric Patterson III | 10 | 31 | 430 | 0 | 0 | 0 | 461 | 46.1 |
| Khalan Griffin | 10 | 360 | 20 | 0 | 0 | 0 | 380 | 38.0 |
| August Pitre III | 6 | 0 | 361 | 0 | 0 | 0 | 361 | 60.2 |
| Sean Fresch | 10 | 0 | 0 | 41 | 317 | 0 | 358 | 35.8 |
| Juma Otoviano | 5 | 6 | 8 | 0 | 190 | 0 | 204 | 40.8 |
| Jack Bradley | 10 | 0 | 129 | 0 | 0 | 0 | 129 | 12.9 |
| Cameron Montgomery | 10 | 83 | 40 | 0 | 0 | 0 | 123 | 12.3 |
| Luke McCaffrey | 7 | 72 | 0 | 0 | 0 | 0 | 72 | 10.3 |
| Jaeger Bull | 10 | 30 | 37 | 0 | 0 | 0 | 67 | 6.7 |
| Robert French | 10 | 0 | 67 | 0 | 0 | 0 | 67 | 6.7 |
| Brendan Suckley | 10 | 32 | 13 | 0 | 0 | 0 | 45 | 4.5 |
| Bradley Rozner | 1 | 0 | 30 | 0 | 0 | 0 | 30 | 30.0 |
| Naeem Smith | 10 | 0 | 0 | 0 | 0 | 22 | 22 | 2.2 |
| Kobie Campbell | 6 | 0 | 15 | 0 | 0 | 0 | 15 | 2.5 |
| Kirk Lockhart | 9 | 0 | 0 | 0 | 0 | 10 | 10 | 1.1 |
| Miles McCord | 10 | 0 | 0 | 0 | 0 | 5 | 5 | 0.5 |
| George Nyakwol | 5 | 0 | 0 | 0 | 0 | 5 | 5 | 1.0 |
| TJ McMahon | 9 | -1 | 0 | 0 | 0 | 0 | -1 | -0.1 |
| Wiley Green | 4 | -9 | 0 | 0 | 0 | 0 | -9 | -2.3 |
| Jake Constantine | 7 | -24 | 0 | 0 | 0 | 0 | -24 | -3.4 |
| Total | 10 | 1461 | 2072 | 41 | 537 | 42 | 4153 | 415.3 |
| Opponents | 10 | 1707 | 2616 | 155 | 492 | 274 | 5244 | 524.4 |

INDIVIDUAL DEFENSIVE STATISTICS

Team Defense

| # | Player | gp | Tackles | | | | tfl/yds | Sacks | Pass defense | | | Fumbles | | blkd | |
|----|----------------------|----|---------|----|-----|--------|---------|-------|--------------|------|------|---------|----|------|-----|
| | | | ua | a | tot | no-yds | | | int-yds | brup | qbh | fr-yds | ff | kick | saf |
| 1 | Antonio Montero | 9 | 21 | 38 | 59 | 8.5-23 | 2-13 | . | 2 | 1 | 1-0 | 1 | . | . | |
| 92 | Elijah Garcia | 10 | 23 | 32 | 55 | 3.5-30 | 3.5-30 | . | 1 | 2 | 1-0 | . | . | . | |
| 3 | Naeem Smith | 10 | 28 | 24 | 52 | 1-11 | 1-11 | 3-22 | 4 | 1 | . | . | . | . | |
| 12 | Josh Percy | 10 | 19 | 30 | 49 | 5.5-21 | 3.5-19 | . | . | 3 | . | 1 | . | . | |
| 26 | Gabe Taylor | 10 | 32 | 11 | 43 | . | . | 1-0 | 4 | . | 1-0 | 1 | . | . | |
| 9 | Kirk Lockhart | 9 | 21 | 19 | 40 | 1.5-12 | 1-11 | 2-10 | . | 1 | 1-0 | 2 | . | . | |
| 7 | Trey Schuman | 8 | 16 | 21 | 37 | 4-18 | 2-15 | . | . | . | . | 1 | . | . | |
| 6 | Desmyn Baker | 8 | 19 | 17 | 36 | 3-16 | 1.5-13 | . | . | 2 | 1-20 | 1 | . | . | |
| 91 | Ikenna Enechukwu | 10 | 11 | 24 | 35 | 6-29 | 3-21 | . | . | 4 | . | 1 | . | . | |
| 10 | Kenneth Orji | 7 | 15 | 16 | 31 | 3.5-13 | 1-9 | . | 1 | 2 | . | 1 | 1 | . | |
| 24 | Miles McCord | 10 | 14 | 14 | 28 | 0.5-1 | . | 1-5 | 5 | . | . | . | . | . | |
| 33 | Myron Morrison | 10 | 11 | 17 | 28 | 2-2 | . | . | 2 | 1 | . | 1 | . | . | |
| 20 | George Nyakwol | 5 | 14 | 11 | 25 | 1-8 | 1-8 | 2-5 | 3 | 1 | . | . | . | . | |
| 25 | Jordan Dunbar | 10 | 18 | 6 | 24 | . | . | . | 7 | . | . | . | . | . | |
| 29 | Sean Fresch | 10 | 10 | 10 | 20 | 0.5-1 | . | 1-0 | 2 | . | . | . | 1 | . | |
| 17 | Treshawn Chamberlain | 3 | 6 | 9 | 15 | . | . | . | . | . | . | . | . | . | |
| 5 | Chike Anigbogu | 9 | 5 | 7 | 12 | 1-1 | . | . | 1 | 2 | . | . | . | . | |
| 41 | Plae Wyatt | 10 | 5 | 7 | 12 | . | . | . | . | . | . | 1 | . | . | |
| 50 | Izeya Floyd | 9 | 2 | 7 | 9 | 1.5-6 | 0.5-5 | . | 1 | 1 | . | . | . | . | |
| 0 | Adrian Bickham | 10 | 6 | 3 | 9 | . | . | . | . | . | . | . | . | . | |
| 35 | Aidan Siano | 10 | 1 | 6 | 7 | . | . | . | . | . | . | . | . | . | |
| 23 | Isalah Richardson | 10 | 3 | 3 | 6 | . | . | . | . | . | . | 1 | . | . | |
| 4 | Prudy Calderon | 6 | 2 | 4 | 6 | . | . | . | . | . | . | . | . | . | |
| 34 | Terreance Ellis | 4 | 2 | 3 | 5 | . | . | . | . | . | . | . | . | . | |
| 95 | Caleb James | 6 | 1 | 4 | 5 | . | . | . | . | . | . | . | . | . | |
| 18 | Miles Adams | 10 | 1 | 3 | 4 | . | . | . | . | . | . | . | 1 | . | |
| 30 | Ari Broussard | 10 | 2 | 2 | 4 | . | . | . | . | . | . | . | . | . | |
| 15 | Andrew Bird | 9 | 2 | . | 2 | . | . | . | . | . | . | . | . | . | |
| 18 | Robert French | 10 | 1 | 1 | 2 | . | . | . | . | . | . | . | . | . | |
| 88 | August Pitre III | 6 | 2 | . | 2 | . | . | . | . | . | . | . | . | . | |
| 31 | Marcus Williams | 1 | 1 | . | 1 | . | . | . | . | . | . | . | . | . | |
| 1 | Cameron Montgomery | 10 | . | 1 | 1 | . | . | . | . | . | . | . | . | . | |
| 32 | Jerry Johnson III | 9 | 1 | . | 1 | . | . | . | . | . | . | . | . | . | |
| 14 | Jaren Banks | 1 | . | 1 | 1 | . | . | . | . | . | . | . | . | . | |
| 19 | DJ Arkansas | 1 | 1 | . | 1 | 1-8 | 1-8 | . | . | 1 | . | . | . | . | |
| 7 | Jordan Myers | 9 | 1 | . | 1 | . | . | . | . | . | . | . | . | . | |
| 31 | Christian VanSickle | 8 | 1 | . | 1 | . | . | . | . | . | . | . | . | . | |
| 34 | Campbell Riddle | 10 | . | 1 | 1 | . | . | . | . | . | . | . | . | . | |
| 17 | Kobie Campbell | 6 | 1 | . | 1 | . | . | . | . | . | . | . | . | . | |
| 30 | Elroyal Morris | 2 | . | 1 | 1 | . | . | . | . | . | . | . | . | . | |
| 71 | Clay Servin | 10 | 1 | . | 1 | . | . | . | . | . | . | . | . | . | |





GAME-BY-GAME DEFENSIVE STATISTICS

Total Tackles

| Player | S-A | Total | Ark | UH | UT | TSU | USM | UTSA | UAB | UNT | CLT | WestKy |
|----------------------|-------|-------|-----|-----|-----|-----|-----|------|-----|-----|-----|--------|
| Antonio Montero | 21-38 | 59 | 4-7 | 2-8 | 1-5 | 3-3 | 1-4 | 2-4 | 0-2 | 4-3 | 4-2 | DNP |
| Elijah Garcia | 23-32 | 55 | 2-2 | 4-2 | 2-7 | 2-1 | 2-4 | 3-2 | 2-0 | 2-7 | 1-4 | 3-3 |
| Naeem Smith | 28-24 | 52 | 2-4 | 3-3 | 5-4 | 5-0 | 2-3 | 3-3 | 2-2 | 2-1 | 1-3 | 3-1 |
| Josh Percy | 19-30 | 49 | 1-2 | 0-2 | 1-3 | 4-1 | 2-9 | 2-1 | 5-3 | 3-2 | 0-3 | 1-4 |
| Gabe Taylor | 32-11 | 43 | 1-1 | 3-1 | 7-0 | 3-1 | 0-1 | 2-0 | 8-2 | 5-2 | 1-0 | 2-3 |
| Kirk Lockhart | 21-19 | 40 | DNP | 1-0 | 0-2 | 1-2 | 0-2 | 4-1 | 0-1 | 4-3 | 4-5 | 7-3 |
| Trey Schuman | 16-21 | 37 | 3-4 | 2-5 | - | DNP | 2-8 | 4-2 | DNP | 1-2 | 2-0 | 2-0 |
| Desmyn Baker | 19-17 | 36 | 1-1 | 1-3 | DNP | DNP | 1-2 | 5-2 | 4-2 | 0-2 | 1-4 | 6-1 |
| Ikenna Enechukwu | 11-24 | 35 | 0-3 | 0-2 | 2-1 | 3-1 | 2-4 | 3-1 | 1-2 | 0-7 | 0-2 | 0-1 |
| Kenneth Orji | 15-16 | 31 | 2-2 | 3-2 | 2-3 | 4-1 | DNP | DNP | DNP | 0-3 | 2-4 | 2-1 |
| Miles McCord | 14-14 | 28 | 0-2 | 2-1 | 1-4 | - | 1-1 | 2-2 | 3-1 | 1-0 | 2-1 | 2-2 |
| Myron Morrison | 11-17 | 28 | 3-6 | 2-3 | - | 4-0 | 0-3 | 2-0 | 0-1 | 0-1 | 0-2 | 0-1 |
| George Nyakwol | 14-11 | 25 | 0-4 | 0-2 | 2-1 | 7-0 | 5-4 | DNP | DNP | DNP | DNP | DNP |
| Jordan Dunbar | 18-6 | 24 | 1-0 | 4-3 | - | 3-1 | 3-2 | 3-0 | - | 2-0 | 1-0 | 1-0 |
| Sean Fresch | 10-10 | 20 | - | 0-2 | 2-1 | 1-1 | - | 2-0 | 0-1 | 0-1 | 1-3 | 4-1 |
| Treshawn Chamberlain | 6-9 | 15 | 4-7 | 1-0 | DNP | DNP | 1-2 | DNP | DNP | DNP | DNP | DNP |
| Plae Wyatt | 5-7 | 12 | - | - | - | 0-2 | 1-0 | - | 1-1 | 0-1 | 1-1 | 2-2 |
| Chike Anigbogu | 5-7 | 12 | 1-0 | 0-1 | - | 1-2 | 0-3 | 0-1 | 1-0 | 1-0 | DNP | 1-0 |
| Adrian Bickham | 6-3 | 9 | - | 0-1 | 2-0 | - | 0-1 | 2-1 | - | 1-0 | - | 1-0 |
| Izeya Floyd | 2-7 | 9 | - | - | 0-3 | - | DNP | 1-0 | 0-2 | 1-0 | 0-2 | - |
| Aidan Siano | 1-6 | 7 | - | - | - | - | 1-0 | - | - | 0-3 | - | 0-3 |
| Isaiah Richardson | 3-3 | 6 | 1-0 | 0-1 | 1-0 | - | - | 1-1 | - | - | - | 0-1 |
| Prudy Calderon | 2-4 | 6 | DNP | DNP | 0-2 | - | 1-0 | 1-2 | - | DNP | DNP | - |
| Terreance Ellis | 2-3 | 5 | DNP | DNP | 1-3 | - | - | 1-0 | DNP | DNP | DNP | DNP |
| Caleb James | 1-4 | 5 | - | 0-1 | 0-2 | 1-1 | - | - | DNP | DNP | DNP | DNP |
| Ari Broussard | 2-2 | 4 | 0-1 | - | - | - | - | 1-1 | - | - | 1-0 | - |
| Miles Adams | 1-3 | 4 | 0-2 | 0-1 | - | 1-0 | - | - | - | - | - | - |
| August Pitre III | 2-0 | 2 | 2-0 | DNP | DNP | DNP | DNP | - | - | - | - | - |
| Andrew Bird | 2-0 | 2 | - | 1-0 | - | 1-0 | DNP | - | - | - | - | - |
| Robert French | 1-1 | 2 | - | - | - | 1-0 | 0-1 | - | - | - | - | - |
| Christian VanSickle | 1-0 | 1 | - | DNP | DNP | - | - | - | - | 1-0 | - | - |
| Marcus Williams | 1-0 | 1 | 1-0 | DNP | DNP | DNP | DNP | DNP | DNP | DNP | DNP | DNP |
| Jerry Johnson III | 1-0 | 1 | - | - | - | - | - | - | - | DNP | - | 1-0 |
| DJ Arkansas | 1-0 | 1 | DNP | DNP | DNP | DNP | DNP | DNP | 1-0 | DNP | DNP | DNP |
| Kobie Campbell | 1-0 | 1 | - | - | - | DNP | DNP | DNP | 1-0 | - | DNP | - |
| Jordan Myers | 1-0 | 1 | - | - | - | - | 1-0 | - | - | - | - | DNP |
| Clay Servin | 1-0 | 1 | 1-0 | - | - | - | - | - | - | - | - | - |
| Cameron Montgomery | 0-1 | 1 | - | - | - | 0-1 | - | - | - | - | - | - |
| Jaren Banks | 0-1 | 1 | 0-1 | DNP | DNP | DNP | DNP | DNP | DNP | DNP | DNP | DNP |
| Elroyal Morris | 0-1 | 1 | DNP | DNP | DNP | DNP | DNP | DNP | - | DNP | DNP | 0-1 |
| Campbell Riddle | 0-1 | 1 | 0-1 | - | - | - | - | - | - | - | - | - |

GAME-BY-GAME DEFENSIVE STATISTICS

| Player | UA-A | Total | Ark | UH | UT | TSU | USM | UTSA | UAB | UNT | CLT | WestKy |
|------------------|------|-------|-------|------|-----|-----|------|------|------|-----|-------|--------|
| Josh Percy | 3-1 | 3.5 | 0.5-4 | - | - | 1-9 | - | 1-4 | 1-2 | - | - | - |
| Elijah Garcia | 3-1 | 3.5 | - | 1-6 | - | - | 2-22 | - | - | - | 0.5-2 | - |
| Ikenna Enechukwu | 2-2 | 3 | 0.5-4 | - | - | 1-7 | 1-6 | - | - | - | 0.5-4 | - |
| Antonio Montero | 2-0 | 2 | 1-5 | - | - | - | - | - | - | - | 1-8 | DNP |
| Trey Schuman | 2-0 | 2 | - | - | - | DNP | 1-6 | - | DNP | - | 1-9 | - |
| Desmyn Baker | 1-1 | 1.5 | - | - | DNP | DNP | - | - | - | - | 0.5-3 | 1-10 |
| Naeem Smith | 1-0 | 1 | - | - | - | - | - | - | 1-11 | - | - | - |
| Kirk Lockhart | 1-0 | 1 | DNP | 1-11 | - | - | - | - | - | - | - | - |
| Kenneth Orji | 1-0 | 1 | - | 1-9 | - | - | DNP | DNP | DNP | - | - | - |
| Dj Arkansas | 1-0 | 1 | DNP | DNP | DNP | DNP | DNP | DNP | 1-8 | DNP | DNP | DNP |
| George Nyakwol | 1-0 | 1 | - | - | - | - | 1-8 | DNP | DNP | DNP | DNP | DNP |
| Izeya Floyd | 0-1 | 0.5 | - | - | - | - | DNP | - | - | - | 0.5-5 | - |

Punt Returns

| Player | No-Yds | Ark | UH | UT | TSU | USM | UTSA | UAB | UNT | CLT | WestKy |
|-------------|--------|------|----|----|-----|-----|------|------|------|-----|--------|
| Sean Fresch | 8-41 | 1-16 | - | - | 2-3 | - | 1--4 | 1-13 | 2-13 | - | 1-0 |

Kick Returns

| Player | No-Yds | Ark | UH | UT | TSU | USM | UTSA | UAB | UNT | CLT | WestKy |
|---------------|--------|------|------|------|-------|------|------|------|------|-----|--------|
| Sean Fresch | 14-317 | - | 2-39 | 3-68 | 4-103 | 1-16 | 4-91 | - | - | - | - |
| Juma Otoviano | 9-190 | DNP | DNP | - | DNP | DNP | DNP | 3-92 | 2-29 | - | 4-69 |
| Jordan Myers | 2-30 | 1-16 | - | - | - | - | - | - | 1-14 | - | DNP |

Interceptions Returns

| Player | No-Yds | Ark | UH | UT | TSU | USM | UTSA | UAB | UNT | CLT | WestKy |
|----------------|--------|-----|----|-----|-----|-----|------|-----|-----|-----|--------|
| Naeem Smith | 3-22 | - | - | - | - | 1-7 | - | 1-0 | - | - | 1-15 |
| Kirk Lockhart | 2-10 | DNP | - | - | - | 1-0 | - | - | - | - | 1-10 |
| George Nyakwol | 2-5 | - | - | - | 1-5 | 1-0 | DNP | DNP | DNP | DNP | DNP |
| Miles McCord | 1-5 | - | - | - | - | 1-5 | - | - | - | - | - |
| Gabe Taylor | 1-0 | - | - | 1-0 | - | - | - | - | - | - | - |
| Sean Fresch | 1-0 | 1-0 | - | - | - | - | - | - | - | - | - |

Fumble Returns

| Player | No-Yds | Ark | UH | UT | TSU | USM | UTSA | UAB | UNT | CLT | WestKy |
|--------|--------|-----|----|----|-----|-----|------|-----|-----|-----|--------|
|--------|--------|-----|----|----|-----|-----|------|-----|-----|-----|--------|



GAME-BY-GAME PASSING STATISTICS

| #5 Wiley Green | Comp | Att | Int | Pct | Yards | TD | Long | Sacked | Effic. |
|----------------|-----------|-----------|----------|-------------|------------|----------|-----------|-------------|--------------|
| Arkansas | 12 | 25 | 3 | 48.0 | 152 | 1 | 41 | 2-11 | 88.3 |
| Texas | 5 | 6 | 0 | 83.3 | 28 | 0 | 9 | 1-1 | 122.5 |
| UAB | 17 | 22 | 0 | 77.3 | 205 | 3 | 35 | 4-12 | 200.5 |
| North Texas | 2 | 3 | 0 | 66.7 | 29 | 0 | 21 | 1-8 | 147.9 |
| Totals | 36 | 56 | 3 | 64.3 | 414 | 4 | 41 | 8-32 | 139.2 |

| #10 Jake Constantine | Comp | Att | Int | Pct | Yards | TD | Long | Sacked | Effic. |
|----------------------|------------|------------|----------|-------------|-------------|----------|-----------|--------------|--------------|
| Texas | 12 | 15 | 0 | 80.0 | 80 | 0 | 21 | 2-7 | 124.8 |
| Texas Southern | 18 | 23 | 1 | 78.3 | 271 | 1 | 73 | 1-3 | 182.9 |
| Southern Miss. | 17 | 23 | 0 | 73.9 | 211 | 3 | 39 | 1-12 | 194.0 |
| UTSA | 3 | 6 | 1 | 50.0 | 21 | 0 | 9 | 2-15 | 46.1 |
| North Texas | 16 | 30 | 0 | 53.3 | 242 | 2 | 58 | 2-17 | 143.1 |
| Charlotte | 19 | 35 | 1 | 54.3 | 253 | 0 | 40 | 1-12 | 109.3 |
| Western Ky. | 28 | 50 | 4 | 56.0 | 380 | 1 | 27 | 3-12 | 110.4 |
| Totals | 113 | 182 | 7 | 62.1 | 1458 | 7 | 73 | 12-78 | 134.4 |

| #12 Luke McCaffrey | Comp | Att | Int | Pct | Yards | TD | Long | Sacked | Effic. |
|--------------------|-----------|-----------|----------|-------------|------------|----------|-----------|-------------|-------------|
| Arkansas | 5 | 10 | 0 | 50.0 | 75 | 0 | 35 | 0-0 | 113.0 |
| Houston | 9 | 19 | 3 | 47.4 | 86 | 1 | 15 | 4-30 | 71.2 |
| Texas | 2 | 3 | 0 | 66.7 | 20 | 0 | 11 | 0-0 | 122.7 |
| Southern Miss. | 1 | 1 | 0 | 100.0 | 15 | 0 | 15 | 0-0 | 226.0 |
| UTSA | 5 | 10 | 1 | 50.0 | 15 | 0 | 6 | 1-22 | 42.6 |
| Totals | 22 | 43 | 4 | 51.2 | 211 | 1 | 35 | 6-60 | 81.5 |

GAME-BY-GAME RUSHING & RECEIVING STATISTICS

Rushing

| Player | No-Yds/TD | Ark | UH | UT | TSU | USM | UTSA | UAB | UNT | CLT | WestKy |
|----------------------|-----------|---------|---------|--------|----------|---------|---------|---------|---------|----------|---------|
| Ari Broussard | 102-533/2 | 6-19/0 | 8-37/0 | 6-25/0 | 4-37/0 | 6-25/0 | 10-61/0 | 16-65/0 | 11-18/0 | 20-186/2 | 15-60/0 |
| Khalan Griffin | 97-360/2 | 13-35/0 | 19-86/0 | 7-52/0 | 5-43/1 | 3-10/0 | 9-20/0 | 8-21/0 | 14-47/0 | 11-14/0 | 8-32/1 |
| Jordan Myers | 89-334/8 | 10-23/1 | - | 7-41/0 | 26-160/4 | 10-20/0 | 7-20/0 | 11-20/1 | 11-32/1 | 7-18/1 | DNP |
| Luke McCaffrey | 30-72/1 | 4-8/0 | 8-3/0 | 1-5/0 | 6-48/1 | 2-16/0 | 5--7/0 | 4--1/0 | DNP | DNP | DNP |
| Jake Constantine | 27--24/0 | DNP | DNP | 3--2/0 | 3-1/0 | 7--2/0 | 2--15/0 | DNP | 6-9/0 | 2--9/0 | 4--6/0 |
| Cameron Montgomery | 25-83/0 | 1--2/0 | - | 2-12/0 | 5-27/0 | 4-11/0 | 2--6/0 | 2-6/0 | 2--1/0 | - | 7-36/0 |
| Wiley Green | 15--9/0 | 4--9/0 | DNP | 4-8/0 | DNP | DNP | DNP | 6-0/0 | 1--8/0 | DNP | DNP |
| Brendan Suckley | 7-32/0 | 1-7/0 | 1-0/0 | - | 2-19/0 | - | - | - | 1-0/0 | 2-6/0 | - |
| Cedric Patterson III | 2-31/1 | - | - | - | - | 1-38/1 | 1--7/0 | - | - | - | - |
| Juma Otoviano | 2-6/1 | DNP | DNP | 1-4/0 | DNP | DNP | DNP | - | - | - | 1-2/1 |
| Jaeger Bull | 1-30/0 | - | - | - | - | - | - | 1-30/0 | - | - | - |
| Jake Bailey | 1-14/0 | - | - | - | 1-14/0 | - | - | - | - | - | - |
| TJ McMahon | 1--1/0 | - | - | 1--1/0 | - | - | DNP | - | - | - | - |

Receiving

| Player | No-Yds/TD | Ark | UH | UT | TSU | USM | UTSA | UAB | UNT | CLT | WestKy |
|----------------------|-----------|--------|--------|--------|---------|--------|--------|---------|----------|---------|---------|
| Jake Bailey | 51-656/2 | 4-47/0 | 1-15/0 | 4-22/0 | 7-65/0 | 5-83/1 | 2-13/0 | 6-45/0 | 10-143/1 | 7-143/0 | 5-80/0 |
| Cedric Patterson III | 31-430/3 | 1-15/0 | 2-26/0 | 1-21/0 | 3-108/1 | 3-37/0 | 4-19/0 | 2-39/0 | 4-31/1 | 4-45/0 | 7-89/1 |
| Jordan Myers | 25-266/1 | 2-11/0 | 5-41/1 | 4-19/0 | 4-48/0 | 2-21/0 | 1--2/0 | 1-10/0 | 3-88/0 | 3-30/0 | DNP |
| August Pitre III | 22-361/2 | 4-97/1 | DNP | DNP | DNP | DNP | - | 6-108/1 | 1-9/0 | 2-14/0 | 9-133/0 |
| Jack Bradley | 14-129/0 | 1-5/0 | - | 3-25/0 | 1-16/0 | 5-47/0 | 1-6/0 | - | - | 2-13/0 | 1-17/0 |
| Cameron Montgomery | 7-40/0 | - | - | 3-9/0 | 1-12/0 | 1-0/0 | - | - | - | 1-8/0 | 1-11/0 |
| Jaeger Bull | 7-37/2 | 2-14/0 | - | 1-4/0 | 1-13/0 | - | - | 2-3/2 | - | - | 1-3/0 |
| Robert French | 5-67/1 | 1-8/0 | - | 1-13/0 | - | 2-38/1 | - | - | - | - | 1-8/0 |
| Bradley Rozner | 2-30/0 | 2-30/0 | DNP | DNP | DNP | DNP | DNP | DNP | DNP | DNP | DNP |
| Kobie Campbell | 2-15/0 | - | - | 2-15/0 | DNP | DNP | DNP | - | - | DNP | - |
| Brendan Suckley | 2-13/0 | - | 1-4/0 | - | 1-9/0 | - | - | - | - | - | - |
| Juma Otoviano | 2-8/0 | DNP | DNP | - | DNP | DNP | DNP | - | - | - | 2-8/0 |
| Khalan Griffin | 1-20/0 | - | - | - | - | - | - | - | - | - | 1-20/0 |



CONVERSIONS AND TIME OF POSSESSION

3rd-Down Conversions

| Date | Opponent | Score | Overall | 1st Qtr | 2nd Qtr | 3rd Qtr | 4th Qtr | Overtime |
|------------------|----------------|------------|--------------------|-------------------|-------------------|-------------------|-------------------|------------------|
| 09/04/2021 | at Arkansas | L 17-38 | 4-16 25.0 | 1-4 25.0 | 1-5 20.0 | 0-2 0.0 | 2-5 40.0 | 0-1 0.0 |
| 09/11/2021 | Houston | L 7-44 | 5-13 38.5 | 0-3 0.0 | 3-4 75.0 | 0-1 0.0 | 2-5 40.0 | 0-0 0.0 |
| 09/18/2021 | at Texas | L 0-58 | 5-13 38.5 | 1-4 25.0 | 1-3 33.3 | 0-2 0.0 | 3-4 75.0 | 0-0 0.0 |
| 09/25/2021 | Texas Southern | W 48-34 | 2-8 25.0 | 0-2 0.0 | 1-4 25.0 | 0-0 0.0 | 1-2 50.0 | 0-0 0.0 |
| 10/02/2021 | Southern Miss. | W 24-19 | 8-16 50.0 | 2-4 50.0 | 1-3 33.3 | 4-5 80.0 | 1-4 25.0 | 0-0 0.0 |
| 10/16/2021 | at UTSA | L 0-45 | 3-14 21.4 | 0-2 0.0 | 1-4 25.0 | 1-5 20.0 | 1-3 33.3 | 0-0 0.0 |
| 10/23/2021 | at UAB | W 30-24 | 6-16 37.5 | 2-4 50.0 | 2-5 40.0 | 0-3 0.0 | 2-4 50.0 | 0-0 0.0 |
| 10/30/2021 | North Texas | Lot1 24-30 | 6-17 35.3 | 1-3 33.3 | 1-3 33.3 | 3-6 50.0 | 1-4 25.0 | 0-0 0.0 |
| 11/06/2021 | at Charlotte | Lot1 24-31 | 7-17 41.2 | 0-3 0.0 | 2-5 40.0 | 2-4 50.0 | 3-5 60.0 | 0-0 0.0 |
| 11/13/2021 | Western Ky. | L 21-42 | 7-16 43.8 | 2-4 50.0 | 0-3 0.0 | 2-4 50.0 | 3-5 60.0 | 0-0 0.0 |
| Rice | | | 53-146 36.3 | 9-33 27.3 | 13-39 33.3 | 12-32 37.5 | 19-41 46.3 | 0-1 0.0 |
| Opponents | | | 46-114 40.4 | 17-32 53.1 | 11-28 39.3 | 10-23 43.5 | 6-29 20.7 | 2-2 100.0 |

4th-Down Conversions

| Date | Opponent | Score | Overall | 1st Qtr | 2nd Qtr | 3rd Qtr | 4th Qtr | Overtime |
|------------------|----------------|------------|-------------------|------------------|-----------------|-----------------|-----------------|----------------|
| 09/04/2021 | at Arkansas | L 17-38 | 1-2 50.0 | 0-0 0.0 | 0-0 0.0 | 0-1 0.0 | 1-1 100.0 | 0-0 0.0 |
| 09/11/2021 | Houston | L 7-44 | 0-0 0.0 | 0-0 0.0 | 0-0 0.0 | 0-0 0.0 | 0-0 0.0 | 0-0 0.0 |
| 09/18/2021 | at Texas | L 0-58 | 0-0 0.0 | 0-0 0.0 | 0-0 0.0 | 0-0 0.0 | 0-0 0.0 | 0-0 0.0 |
| 09/25/2021 | Texas Southern | W 48-34 | 1-2 50.0 | 0-0 0.0 | 1-2 50.0 | 0-0 0.0 | 0-0 0.0 | 0-0 0.0 |
| 10/02/2021 | Southern Miss. | W 24-19 | 0-0 0.0 | 0-0 0.0 | 0-0 0.0 | 0-0 0.0 | 0-0 0.0 | 0-0 0.0 |
| 10/16/2021 | at UTSA | L 0-45 | 0-1 0.0 | 0-0 0.0 | 0-1 0.0 | 0-0 0.0 | 0-0 0.0 | 0-0 0.0 |
| 10/23/2021 | at UAB | W 30-24 | 5-5 100.0 | 2-2 100.0 | 1-1 100.0 | 2-2 100.0 | 0-0 0.0 | 0-0 0.0 |
| 10/30/2021 | North Texas | Lot1 24-30 | 4-4 100.0 | 0-0 0.0 | 0-0 0.0 | 2-2 100.0 | 2-2 100.0 | 0-0 0.0 |
| 11/06/2021 | at Charlotte | Lot1 24-31 | 2-4 50.0 | 1-1 100.0 | 1-3 33.3 | 0-0 0.0 | 0-0 0.0 | 0-0 0.0 |
| 11/13/2021 | Western Ky. | L 21-42 | 1-4 25.0 | 0-0 0.0 | 0-1 0.0 | 0-1 0.0 | 1-2 50.0 | 0-0 0.0 |
| Rice | | | 14-22 63.6 | 3-3 100.0 | 3-8 37.5 | 4-6 66.7 | 4-5 80.0 | 0-0 0.0 |
| Opponents | | | 9-14 64.3 | 2-2 100.0 | 0-0 0.0 | 3-4 75.0 | 4-8 50.0 | 0-0 0.0 |

Time of Possession

| Date | Opponent | Score | Overall | 1st Qtr | 2nd Qtr | 3rd Qtr | 4th Qtr | Overtime |
|------------------|----------------|------------|---------------------|--------------|---------------|--------------|--------------|--------------|
| 09/04/2021 | at Arkansas | L 17-38 | 33:54 | 08:51 | 08:47 | 07:07 | 09:09 | 00:00 |
| 09/11/2021 | Houston | L 7-44 | 27:59 | 03:20 | 13:05 | 02:49 | 08:45 | 00:00 |
| 09/18/2021 | at Texas | L 0-58 | 30:34 | 08:49 | 07:18 | 06:39 | 07:48 | 00:00 |
| 09/25/2021 | Texas Southern | W 48-34 | 35:26 | 06:56 | 10:34 | 08:19 | 09:37 | 00:00 |
| 10/02/2021 | Southern Miss. | W 24-19 | 31:41 | 06:57 | 06:35 | 11:08 | 07:01 | 00:00 |
| 10/16/2021 | at UTSA | L 0-45 | 31:11 | 04:51 | 11:07 | 09:48 | 05:25 | 00:00 |
| 10/23/2021 | at UAB | W 30-24 | 38:01 | 09:53 | 10:46 | 07:47 | 09:35 | 00:00 |
| 10/30/2021 | North Texas | Lot1 24-30 | 38:39 | 06:02 | 12:22 | 07:17 | 12:58 | 00:00 |
| 11/06/2021 | at Charlotte | Lot1 24-31 | 37:16 | 06:32 | 09:30 | 08:44 | 12:30 | 00:00 |
| 11/13/2021 | Western Ky. | L 21-42 | 35:14 | 06:35 | 10:52 | 09:27 | 08:20 | 00:00 |
| Rice | | | Total 339:55 | 68:46 | 100:56 | 79:05 | 91:08 | 00:00 |
| | | | Avg. 34:00 | 06:53 | 10:06 | 07:54 | 09:07 | 00:00 |
| Opponents | | | Total 260:01 | 69:56 | 60:18 | 52:55 | 76:52 | 00:00 |
| | | | Avg. 26:00 | 07:00 | 06:02 | 05:18 | 07:41 | 00:00 |



TEAM GAME-BY-GAME STATISTICS

| Date | Opponent | Rushing | | | | Receiving | | | | Passing | | | | Kick Returns | | | | Punt Returns | | | | tot off | | |
|------------------|----------------|------------|-------------|-----------|-----------|------------|-------------|-----------|-----------|------------|------------|-----------|-------------|--------------|-----------|-----------|------------|--------------|-----------|-----------|------------|----------|-----------|-------------|
| | | no. | yds | td | lg | no. | yds | td | lg | cmp | att | int | yds | td | lg | no. | yds | td | lg | no. | yds | | td | lg |
| 09/04/2021 | at Arkansas | 39 | 81 | 1 | 7 | 17 | 227 | 1 | 41 | 17 | 35 | 3 | 227 | 1 | 41 | 1 | 16 | 0 | 16 | 1 | 16 | 0 | 16 | 308 |
| 09/11/2021 | Houston | 36 | 126 | 0 | 21 | 9 | 86 | 1 | 15 | 9 | 19 | 3 | 86 | 1 | 15 | 2 | 39 | 0 | 20 | 0 | 0 | 0 | 0 | 212 |
| 09/18/2021 | at Texas | 32 | 144 | 0 | 31 | 19 | 128 | 0 | 21 | 19 | 24 | 0 | 128 | 0 | 21 | 3 | 68 | 0 | 24 | 0 | 0 | 0 | 0 | 272 |
| 09/25/2021 | Texas Southern | 52 | 349 | 6 | 64 | 18 | 271 | 1 | 73 | 18 | 23 | 1 | 271 | 1 | 73 | 4 | 103 | 0 | 33 | 2 | 3 | 0 | 3 | 620 |
| 10/02/2021 | Southern Miss. | 33 | 118 | 1 | 38 | 18 | 226 | 2 | 39 | 18 | 24 | 0 | 226 | 3 | 39 | 1 | 16 | 0 | 16 | 0 | 0 | 0 | 0 | 344 |
| 10/16/2021 | at UTSA | 36 | 66 | 0 | 13 | 8 | 36 | 0 | 9 | 8 | 16 | 2 | 36 | 0 | 9 | 4 | 91 | 0 | 26 | 1 | -4 | 0 | 0 | 102 |
| 10/23/2021 | at UAB | 48 | 141 | 1 | 30 | 17 | 205 | 3 | 35 | 17 | 22 | 0 | 205 | 3 | 35 | 3 | 92 | 0 | 50 | 1 | 13 | 0 | 13 | 346 |
| 10/30/2021 | North Texas | 46 | 97 | 1 | 12 | 18 | 271 | 2 | 58 | 18 | 34 | 0 | 271 | 2 | 58 | 3 | 43 | 0 | 18 | 2 | 13 | 0 | 9 | 368 |
| 11/06/2021 | at Charlotte | 42 | 215 | 3 | 40 | 19 | 253 | 0 | 40 | 19 | 35 | 1 | 253 | 0 | 40 | 0 | 0 | 0 | 0 | 0 | 0 | 0 | 0 | 468 |
| 11/13/2021 | Western Ky. | 35 | 124 | 2 | 19 | 28 | 369 | 1 | 27 | 28 | 50 | 4 | 380 | 1 | 27 | 4 | 69 | 0 | 22 | 1 | 0 | 0 | 0 | 504 |
| Rice | | 399 | 1461 | 15 | 64 | 171 | 2072 | 11 | 73 | 171 | 282 | 14 | 2083 | 12 | 73 | 25 | 537 | 0 | 50 | 8 | 41 | 0 | 16 | 3544 |
| Opponents | | 334 | 1707 | 26 | 81 | 196 | 2616 | 18 | 72 | 196 | 305 | 10 | 2616 | 18 | 72 | 21 | 492 | 1 | 95 | 20 | 155 | 0 | 20 | 4323 |

Rice Averages

| Games | Avg/ rush | Avg/ catch | Pass effic | KR avg | PR avg | All purpose avg/game | Total offense avg/game |
|-----------|------------|-------------|--------------|-------------|------------|----------------------|------------------------|
| 10 | 3.7 | 12.1 | 126.8 | 21.5 | 5.1 | 415.9 | 354.4 |

| Date | Opponent | Tackles | | | Sacks | Fumble | Pass Defense | | | blkd | PAT attempts | | | off | | | | |
|------------------|----------------|------------|------------|------------|-----------------|---------------|--------------|-------------|---------------|-----------|--------------|----------|--------------|----------|----------|----------|-----------|------------|
| | | ua | a | total | tfl-yds | no-yds | ff | fr-yds | int-yds | qbh | brup | kick | kick | rush | rcv | saf | t/o | pts |
| 09/04/2021 | at Arkansas | 30 | 50 | 80 | 3.0-15 | 2-13 | 1 | 0-0 | 1-0 | 2 | 1 | 1 | 2-2 | 0 | 0 | 0 | 0 | 17 |
| 09/11/2021 | Houston | 29 | 44 | 73 | 6.0-30 | 3-26 | 2 | 0-0 | 0-0 | 1 | 5 | 0 | 1-1 | 0 | 0 | 0 | 0 | 7 |
| 09/18/2021 | at Texas | 31 | 42 | 73 | 1.0-1 | 0-0 | 0 | 0-0 | 1-0 | 1 | 2 | 0 | 0-0 | 0 | 0 | 0 | 0 | 0 |
| 09/25/2021 | Texas Southern | 43 | 20 | 63 | 6.0-32 | 2-23 | 1 | 0-0 | 1-5 | 3 | 3 | 0 | 6-7 | 0 | 0 | 0 | 0 | 48 |
| 10/02/2021 | Southern Miss. | 26 | 54 | 80 | 9.0-49 | 5-42 | 0 | 0-0 | 4-12 | 2 | 5 | 1 | 3-3 | 0 | 0 | 0 | 14 | 24 |
| 10/16/2021 | at UTSA | 44 | 24 | 68 | 5.0-10 | 1-4 | 2 | 0-0 | 0-0 | 5 | 2 | 0 | 0-0 | 0 | 0 | 0 | 0 | 0 |
| 10/23/2021 | at UAB | 29 | 20 | 49 | 3.0-21 | 3-21 | 1 | 1-0 | 1-0 | 2 | 7 | 0 | 3-4 | 0 | 0 | 0 | 6 | 30 |
| 10/30/2021 | North Texas | 28 | 38 | 66 | 3.0-3 | 0-0 | 1 | 0-0 | 0-0 | 1 | 4 | 0 | 3-3 | 0 | 0 | 0 | 0 | 24 |
| 11/06/2021 | at Charlotte | 22 | 36 | 58 | 6.0-35 | 4-31 | 2 | 2-20 | 0-0 | 4 | 2 | 1 | 3-3 | 0 | 0 | 0 | 3 | 24 |
| 11/13/2021 | Western Ky. | 38 | 28 | 66 | 2.0-11 | 1-10 | 2 | 2-0 | 2-25 | 1 | 2 | 0 | 3-3 | 0 | 0 | 0 | 7 | 21 |
| Rice | | 320 | 356 | 676 | 44.0-207 | 21-170 | 12 | 5-20 | 10-42 | 22 | 33 | 3 | 24-26 | 0 | 0 | 0 | 30 | 195 |
| Opponents | | 327 | 434 | 761 | 53.0-220 | 26-170 | 11 | 8-3 | 14-274 | 23 | 32 | 4 | 46-46 | 0 | 0 | 2 | 82 | 365 |

| Date | Opponent | Punting | | | | | | | | Field Goals | | | Kickoffs | | | | | |
|------------------|----------------|-----------|-------------|-------------|-----------|----------|----------|-----------|----------|-------------|-------------|-----------|----------|-----------|-------------|-------------|-----------|----------|
| | | no. | yds | avg | long | blkd | tb | fc | 50+ | i20 | md-att | long | blkd | no. | yds | avg | tb | ob |
| 09/04/2021 | at Arkansas | 6 | 242 | 40.3 | 49 | 0 | 2 | 0 | 0 | 2 | 1-2 | 25 | 0 | 4 | 253 | 63.3 | 0 | 0 |
| 09/11/2021 | Houston | 6 | 226 | 37.7 | 55 | 2 | 0 | 1 | 1 | 2 | 0-1 | 0 | 0 | 2 | 108 | 54.0 | 0 | 0 |
| 09/18/2021 | at Texas | 7 | 251 | 35.9 | 56 | 1 | 0 | 2 | 2 | 2 | 0-1 | 0 | 0 | 2 | 79 | 39.5 | 0 | 0 |
| 09/25/2021 | Texas Southern | 3 | 122 | 40.7 | 57 | 0 | 0 | 1 | 1 | 1 | 0-0 | 0 | 0 | 8 | 482 | 60.3 | 1 | 1 |
| 10/02/2021 | Southern Miss. | 6 | 262 | 43.7 | 52 | 0 | 1 | 0 | 1 | 1 | 1-1 | 41 | 0 | 6 | 356 | 59.3 | 1 | 0 |
| 10/16/2021 | at UTSA | 10 | 478 | 47.8 | 66 | 0 | 0 | 0 | 2 | 1 | 0-0 | 0 | 0 | 1 | 65 | 65.0 | 1 | 0 |
| 10/23/2021 | at UAB | 4 | 183 | 45.8 | 56 | 0 | 1 | 0 | 1 | 0 | 1-1 | 27 | 0 | 6 | 358 | 59.7 | 1 | 0 |
| 10/30/2021 | North Texas | 3 | 131 | 43.7 | 49 | 0 | 0 | 0 | 0 | 3 | 1-3 | 30 | 0 | 7 | 269 | 38.4 | 0 | 0 |
| 11/06/2021 | at Charlotte | 3 | 96 | 32.0 | 54 | 1 | 1 | 0 | 1 | 0 | 1-2 | 25 | 0 | 5 | 244 | 48.8 | 1 | 0 |
| 11/13/2021 | Western Ky. | 4 | 115 | 28.8 | 36 | 0 | 0 | 1 | 0 | 0 | 0-0 | 0 | 0 | 4 | 250 | 62.5 | 2 | 0 |
| Rice | | 52 | 2106 | 40.5 | 66 | 4 | 5 | 5 | 9 | 12 | 5-11 | 41 | 0 | 45 | 2464 | 54.8 | 7 | 1 |
| Opponents | | 38 | 1554 | 40.9 | 63 | 1 | 4 | 11 | 9 | 14 | 9-13 | 45 | 2 | 65 | 3848 | 59.2 | 33 | 1 |



OPPONENT GAME-BY-GAME STATISTICS

| Date | Opponent | Rushing | | | | Receiving | | | | Passing | | | | Kick Returns | | | | Punt Returns | | | | tot off |
|------------------|----------------|------------|-------------|-----------|-----------|------------|-------------|-----------|-----------|-------------------|-------------|-----------|-----------|--------------|------------|----------|-----------|--------------|------------|----------|-----------|-------------|
| | | no. | yds | td | lg | no. | yds | td | lg | cmp | att | int | yds | td | lg | no. | yds | td | lg | no. | yds | |
| 09/04/2021 | at Arkansas | 44 | 245 | 4 | 38 | 12 | 128 | 1 | 31 | 12-21-1 | 128 | 1 | 31 | 4 | 108 | 0 | 42 | 1 | 4 | 0 | 4 | 373 |
| 09/11/2021 | Houston | 35 | 144 | 3 | 42 | 23 | 249 | 2 | 35 | 23-33-0 | 249 | 2 | 35 | 1 | 2 | 0 | 2 | 0 | 0 | 0 | 0 | 393 |
| 09/18/2021 | at Texas | 41 | 427 | 6 | 72 | 17 | 193 | 2 | 31 | 17-21-1 | 193 | 2 | 31 | 0 | 0 | 0 | 0 | 4 | 40 | 0 | 20 | 620 |
| 09/25/2021 | Texas Southern | 35 | 104 | 3 | 18 | 20 | 357 | 1 | 68 | 20-36-1 | 357 | 1 | 68 | 4 | 69 | 0 | 24 | 1 | 10 | 0 | 10 | 461 |
| 10/02/2021 | Southern Miss. | 27 | 57 | 0 | 17 | 25 | 321 | 1 | 32 | 25-40-4 | 321 | 1 | 32 | 3 | 115 | 1 | 95 | 3 | 15 | 0 | 9 | 378 |
| 10/16/2021 | at UTSA | 38 | 261 | 2 | 81 | 14 | 142 | 2 | 30 | 14-24-0 | 142 | 2 | 30 | 0 | 0 | 0 | 0 | 7 | 54 | 0 | 15 | 403 |
| 10/23/2021 | at UAB | 22 | 127 | 2 | 36 | 19 | 318 | 1 | 72 | 19-32-1 | 318 | 1 | 72 | 3 | 69 | 0 | 24 | 2 | 12 | 0 | 11 | 445 |
| 10/30/2021 | North Texas | 43 | 193 | 4 | 22 | 11 | 121 | 0 | 38 | 11-22-0 | 121 | 0 | 38 | 3 | 75 | 0 | 31 | 0 | 0 | 0 | 0 | 314 |
| 11/06/2021 | at Charlotte | 24 | 57 | 1 | 44 | 20 | 292 | 3 | 53 | 20-29-0 | 292 | 3 | 53 | 1 | 18 | 0 | 18 | 1 | 12 | 0 | 11 | 349 |
| 11/13/2021 | Western Ky. | 25 | 92 | 1 | 12 | 35 | 495 | 5 | 65 | 35-47-2 | 495 | 5 | 65 | 2 | 36 | 0 | 18 | 1 | 8 | 0 | 8 | 587 |
| Opponents | | 334 | 1707 | 26 | 81 | 196 | 2616 | 18 | 72 | 196-305-10 | 2616 | 18 | 72 | 21 | 492 | 1 | 95 | 20 | 155 | 0 | 20 | 4323 |
| Rice | | 399 | 1461 | 15 | 64 | 171 | 2072 | 11 | 73 | 171-282-14 | 2083 | 12 | 73 | 25 | 537 | 0 | 50 | 8 | 41 | 0 | 16 | 3544 |

Opponents Averages

| Games | Avg/ rush | Avg/ catch | Pass effc | KR avg | PR avg | All purpose avg/game | Total offense avg/game |
|-----------|------------|-------------|--------------|-------------|------------|----------------------|------------------------|
| 10 | 5.1 | 13.9 | 149.2 | 23.4 | 7.8 | 524.4 | 432.9 |

| Date | Opponent | Tackles | | | Sacks | Fumble | Pass Defense | | | bikd | PAT attempts | | | off | | | | |
|------------------|----------------|------------|------------|------------|-----------------|---------------|--------------|-------------|---------------|-----------|--------------|----------|--------------|----------|----------|----------|-----------|------------|
| | | ua | a | total | | | tfl-yds | no-yds | ff | | fr-yds | int-yds | qbh | | brup | kick | kick | rush |
| 09/04/2021 | at Arkansas | 27 | 54 | 81 | 7.0-18 | 2-11 | 1 | 0-0 | 3-88 | 5 | 3 | 0 | 5-5 | 0 | 0 | 0 | 14 | 38 |
| 09/11/2021 | Houston | 21 | 50 | 71 | 7.0-33 | 4-30 | 0 | 1-0 | 3-91 | 2 | 3 | 2 | 5-5 | 0 | 0 | 0 | 13 | 44 |
| 09/18/2021 | at Texas | 28 | 44 | 72 | 4.0-9 | 3-8 | 2 | 1-0 | 0-0 | 1 | 2 | 1 | 8-8 | 0 | 0 | 1 | 7 | 58 |
| 09/25/2021 | Texas Southern | 49 | 28 | 77 | 3.0-6 | 1-3 | 1 | 3-3 | 1-0 | 0 | 3 | 0 | 4-4 | 0 | 0 | 0 | 6 | 34 |
| 10/02/2021 | Southern Miss. | 21 | 44 | 65 | 4.0-17 | 1-12 | 0 | 0-0 | 0-0 | 0 | 2 | 0 | 2-2 | 0 | 0 | 1 | 0 | 19 |
| 10/16/2021 | at UTSA | 34 | 28 | 62 | 10.0-57 | 3-37 | 0 | 0-0 | 2-89 | 3 | 3 | 0 | 6-6 | 0 | 0 | 0 | 14 | 45 |
| 10/23/2021 | at UAB | 38 | 50 | 88 | 5.0-20 | 5-20 | 2 | 2-0 | 0-0 | 2 | 1 | 0 | 3-3 | 0 | 0 | 0 | 7 | 24 |
| 10/30/2021 | North Texas | 24 | 74 | 98 | 6.0-30 | 3-25 | 1 | 0-0 | 0-0 | 3 | 4 | 0 | 3-3 | 0 | 0 | 0 | 0 | 30 |
| 11/06/2021 | at Charlotte | 35 | 40 | 75 | 2.0-15 | 1-12 | 1 | 0-0 | 1-0 | 3 | 5 | 1 | 4-4 | 0 | 0 | 0 | 0 | 31 |
| 11/13/2021 | Western Ky. | 50 | 22 | 72 | 5.0-15 | 3-12 | 3 | 1-0 | 4-6 | 4 | 6 | 0 | 6-6 | 0 | 0 | 0 | 21 | 42 |
| Opponents | | 327 | 434 | 761 | 53.0-220 | 26-170 | 11 | 8-3 | 14-274 | 23 | 32 | 4 | 46-46 | 0 | 0 | 2 | 82 | 365 |
| Rice | | 320 | 356 | 676 | 44.0-207 | 21-170 | 12 | 5-20 | 10-42 | 22 | 33 | 3 | 24-26 | 0 | 0 | 0 | 30 | 195 |

| Date | Opponent | Punting | | | | | | | Field Goals | | | Kickoffs | | | | | | |
|------------------|----------------|-----------|-------------|-------------|-----------|----------|----------|-----------|-------------|-----------|-------------|-----------|----------|-----------|-------------|-------------|-----------|----------|
| | | no. | yds | avg | long | blkd | tb | fc | 50+ | i20 | md-att | long | blkd | no. | yds | avg | tb | ob |
| 09/04/2021 | at Arkansas | 6 | 190 | 31.7 | 45 | 1 | 0 | 2 | 0 | 1 | 1-1 | 34 | 0 | 7 | 452 | 64.6 | 6 | 0 |
| 09/11/2021 | Houston | 3 | 146 | 48.7 | 51 | 0 | 0 | 1 | 1 | 3 | 1-2 | 38 | 0 | 8 | 455 | 56.9 | 5 | 0 |
| 09/18/2021 | at Texas | 0 | 0 | 0.0 | 0 | 0 | 0 | 0 | 0 | 0 | 0-0 | 0 | 0 | 9 | 583 | 64.8 | 6 | 0 |
| 09/25/2021 | Texas Southern | 7 | 278 | 39.7 | 63 | 0 | 1 | 3 | 1 | 1 | 2-2 | 45 | 0 | 6 | 310 | 51.7 | 0 | 1 |
| 10/02/2021 | Southern Miss. | 4 | 144 | 36.0 | 40 | 0 | 0 | 2 | 0 | 2 | 1-2 | 26 | 1 | 4 | 210 | 52.5 | 2 | 0 |
| 10/16/2021 | at UTSA | 5 | 228 | 45.6 | 51 | 0 | 1 | 0 | 1 | 3 | 1-1 | 30 | 0 | 8 | 491 | 61.4 | 3 | 0 |
| 10/23/2021 | at UAB | 2 | 87 | 43.5 | 54 | 0 | 0 | 1 | 1 | 0 | 1-2 | 33 | 0 | 5 | 318 | 63.6 | 2 | 0 |
| 10/30/2021 | North Texas | 4 | 180 | 45.0 | 51 | 0 | 1 | 0 | 2 | 1 | 1-1 | 35 | 0 | 5 | 290 | 58.0 | 1 | 0 |
| 11/06/2021 | at Charlotte | 3 | 121 | 40.3 | 51 | 0 | 0 | 1 | 1 | 1 | 1-2 | 32 | 1 | 5 | 325 | 65.0 | 5 | 0 |
| 11/13/2021 | Western Ky. | 4 | 180 | 45.0 | 56 | 0 | 1 | 1 | 2 | 2 | 0-0 | 0 | 0 | 8 | 414 | 51.8 | 3 | 0 |
| Opponents | | 38 | 1554 | 40.9 | 63 | 1 | 4 | 11 | 9 | 14 | 9-13 | 45 | 2 | 65 | 3848 | 59.2 | 33 | 1 |
| Rice | | 52 | 2106 | 40.5 | 66 | 4 | 5 | 5 | 9 | 12 | 5-11 | 41 | 0 | 45 | 2464 | 54.8 | 7 | 1 |

RED ZONE

Rice Inside Opponent Red-Zone

| Date | Opponent | Score | Times | Times | Total | | | | | Failed to score inside RZ | | | | | |
|--------------------------------|----------------|---------|-----------|-----------|------------|-----------|-----------|----------|----------|---------------------------|----------|----------|----------|----------|----------|
| | | | In RZ | Scored | Pts | TDs | Rush TDs | Pass TDs | FGs Made | FGA | Down | Int | Fumb | Half | Game |
| 09/04/2021 | at Arkansas | L 17-38 | 4 | 2 | 10 | 1 | 1 | 0 | 1 | 2 | 1 | 0 | 0 | 0 | 0 |
| 09/11/2021 | Houston | L 7-44 | 3 | 1 | 7 | 1 | 0 | 1 | 0 | 1 | 0 | 1 | 0 | 0 | 0 |
| 09/18/2021 | at Texas | L 0-58 | 2 | 0 | 0 | 0 | 0 | 0 | 0 | 1 | 0 | 0 | 0 | 0 | 1 |
| 09/25/2021 | Texas Southern | W 48-34 | 6 | 5 | 34 | 5 | 5 | 0 | 0 | 0 | 0 | 0 | 0 | 0 | 1 |
| 10/02/2021 | Southern Miss. | W 24-19 | 1 | 1 | 7 | 1 | 0 | 1 | 0 | 0 | 0 | 0 | 0 | 0 | 0 |
| 10/16/2021 | at UTSA | L 0-45 | 0 | 0 | 0 | 0 | 0 | 0 | 0 | 0 | 0 | 0 | 0 | 0 | 0 |
| 10/23/2021 | at UAB | W 30-24 | 5 | 5 | 30 | 4 | 1 | 3 | 1 | 1 | 0 | 0 | 0 | 0 | 0 |
| 10/30/2021 | North Texas | L 24-30 | 4 | 4 | 24 | 3 | 1 | 2 | 1 | 1 | 0 | 0 | 0 | 0 | 0 |
| 11/06/2021 | at Charlotte | L 24-31 | 4 | 3 | 17 | 2 | 2 | 0 | 1 | 2 | 0 | 0 | 0 | 0 | 0 |
| 11/13/2021 | Western Ky. | L 21-42 | 4 | 2 | 14 | 2 | 2 | 0 | 0 | 0 | 1 | 1 | 0 | 0 | 0 |
| Totals 23 of 33 (69.7%) | | | 33 | 23 | 143 | 19 | 12 | 7 | 4 | 8 | 2 | 2 | 0 | 0 | 2 |

Opponents Inside Rice Red-Zone

| Date | Opponent | Score | Times | Times | Total | | | | | Failed to score inside RZ | | | | | |
|--------------------------------|----------------|---------|-----------|-----------|------------|-----------|-----------|-----------|----------|---------------------------|----------|----------|----------|----------|----------|
| | | | In RZ | Scored | Pts | TDs | Rush TDs | Pass TDs | FGs Made | FGA | Down | Int | Fumb | Half | Game |
| 09/04/2021 | Arkansas | L 17-38 | 5 | 5 | 31 | 4 | 3 | 1 | 1 | 1 | 0 | 0 | 0 | 0 | 0 |
| 09/11/2021 | Houston | L 7-44 | 4 | 4 | 28 | 4 | 3 | 1 | 0 | 0 | 0 | 0 | 0 | 0 | 0 |
| 09/18/2021 | Texas | L 0-58 | 6 | 5 | 35 | 5 | 3 | 2 | 0 | 0 | 1 | 0 | 0 | 0 | 0 |
| 09/25/2021 | Texas Southern | W 48-34 | 5 | 5 | 31 | 4 | 3 | 1 | 1 | 1 | 0 | 0 | 0 | 0 | 0 |
| 10/02/2021 | Southern Miss. | W 24-19 | 2 | 1 | 3 | 0 | 0 | 0 | 1 | 2 | 0 | 0 | 0 | 0 | 0 |
| 10/16/2021 | UTSA | L 0-45 | 5 | 5 | 31 | 4 | 2 | 2 | 1 | 0 | 0 | 0 | 0 | 0 | 0 |
| 10/23/2021 | UAB | W 30-24 | 4 | 2 | 10 | 1 | 1 | 0 | 1 | 2 | 1 | 0 | 0 | 0 | 0 |
| 10/30/2021 | North Texas | L 24-30 | 5 | 5 | 30 | 4 | 4 | 0 | 1 | 1 | 0 | 0 | 0 | 0 | 0 |
| 11/06/2021 | Charlotte | L 24-31 | 5 | 3 | 17 | 2 | 1 | 1 | 1 | 2 | 0 | 0 | 1 | 0 | 0 |
| 11/13/2021 | Western Ky. | L 21-42 | 7 | 5 | 35 | 5 | 1 | 4 | 0 | 0 | 0 | 2 | 0 | 0 | 0 |
| Totals 40 of 48 (83.3%) | | | 48 | 40 | 251 | 33 | 21 | 12 | 7 | 9 | 2 | 2 | 1 | 0 | 0 |



PLAY BREAKDOWN

20-YARD PLUS PLAYS

| Yds | Type | Players | Opponent |
|------|------|--|----------------|
| * 73 | Pass | Cedric Patterson III from Jake Constantine | Texas Southern |
| * 64 | Rush | Jordan Myers | Texas Southern |
| 58 | Pass | Jordan Myers from Jake Constantine | North Texas |
| 50 | KR | Juma Otoviano | UAB |
| * 41 | Pass | August Pitre III from Wiley Green | Arkansas |
| 40 | Pass | Jake Bailey from Jake Constantine | Charlotte |
| 40 | Rush | Ari Broussard | Charlotte |
| * 39 | Pass | Jake Bailey from Jake Constantine | Southern Miss |
| * 38 | Rush | Cedric Patterson III | Southern Miss |
| 36 | Rush | Khalan Griffin | Texas Southern |
| 36 | Pass | Jake Bailey from Jake Constantine | North Texas |
| 36 | Rush | Ari Broussard | Charlotte |
| 35 | Pass | August Pitre from Luke McCaffrey | Arkansas |
| 35 | Pass | August Pitre III from Wiley Green | UAB |
| 33 | KR | Sean Fresch | Texas Southern |
| 32 | Pass | August Pitre II from Wiley Green | UAB |
| 31 | Rush | Khalan Griffin | Texas |
| 31 | Pass | Cedric Patterson III from Jake Constantine | Texas Southern |
| 30 | Rush | Jaeger Bull | UAB |
| 29 | Pass | Jake Bailey from Jake Constantine | Charlotte |
| 27 | Pass | Jake Bailey from Jake Constantine | North Texas |
| 27 | Pass | August Pitre III from Jake Constantine | WKU |
| 24 | KR | Sean Fresch | Texas |
| 24 | KR | Sean Fresch | Texas |
| 23 | Rush | Jordan Myers | Texas |
| 23 | KR | Sean Fresch | UTSA |
| 23 | Pass | August Pitre III from Jake Constantine | WKU |
| * 23 | Pass | August Pitre III from Jake Constantine | WKU |
| 23 | Pass | Jake Bailey from Jake Constantine | WKU |
| 22 | Pass | Cedric Patterson III | UAB |
| 22 | KR | Juma Otoviano | UAB |
| * 22 | Run | Ari Broussard | Charlotte |
| 21 | Rush | Khalan Griffin | Houston |
| 21 | Pass | Cedric Patterson III from Jake Constantine | Texas |
| 21 | KR | Sean Fresch | Texas Southern |
| 21 | Pass | Jake Bailey from Jake Constantine | Southern Miss |
| 21 | KR | Sean Fresch | UTSA |
| 21 | KR | Sean Fresch | UTSA |
| 21 | Pass | Jordan Myers from Wiley Green | North Texas |
| 21 | Pass | Jake Bailey from Jake Constantine | Charlotte |
| 20 | Pass | Jake Bailey from Wiley Green | Arkansas |
| 20 | Pass | Bradley Rozner from Wiley Green | Arkansas |
| 20 | KR | Sean Fresch | Houston |
| 20 | KR | Sean Fresch | Texas |
| 20 | Rush | Jordan Myers | Texas Southern |
| 20 | KR | Juma Otoviano | UAB |
| 20 | FR | Desmyn Baker | Charlotte |
| 20 | Pass | Khalan Griffin | WKU |
| 20 | Pass | Jake Bailey | WKU |

* touchdown scored on play

LONG PLAYS BY THE NUMBERS

| Long Plays by Yards | No. | TD |
|---------------------|-----|----|
| 100+ | 0 | 0 |
| 90-99 | 0 | 0 |
| 80-89 | 0 | 0 |
| 70-79 | 1 | 1 |
| 60-69 | 1 | 1 |
| 50-59 | 2 | 0 |
| 40-49 | 3 | 1 |
| 30-39 | 12 | 2 |
| 20-29 | 29 | 2 |

| 20+ Yard Plays by Type | No. | TD |
|------------------------|-----------|----------|
| Rushing | 11 | 3 |
| Passing | 25 | 4 |
| Punt returns..... | 0 | 0 |
| Kick returns..... | 11 | 0 |
| Interceptions..... | 0 | 0 |
| Fumble returns..... | 1 | 0 |
| Other..... | 0 | 0 |
| TOTAL..... | 42 | 7 |

20+ Yard Plays by Player

| Player | No. | TD | R | P | KR | PR | IR | FR |
|---------------------------|-----------|----------|-----------|-----------|----------|----------|----------|----------|
| Jake Bailey..... | 10 | 1 | 0 | 10 | 0 | 0 | 0 | 0 |
| Sean Fresch..... | 8 | 0 | 0 | 0 | 8 | 0 | 0 | 0 |
| Cedric Patterson III..... | 5 | 2 | 1 | 4 | 0 | 0 | 0 | 0 |
| Jordan Myers..... | 5 | 1 | 3 | 2 | 0 | 0 | 0 | 0 |
| August Pitre III..... | 6 | 2 | 0 | 6 | 0 | 0 | 0 | 0 |
| Ari Broussard..... | 3 | 1 | 3 | 0 | 0 | 0 | 0 | 0 |
| Khalan Griffin..... | 4 | 0 | 3 | 1 | 0 | 0 | 0 | 0 |
| Juma Otoviano..... | 3 | 0 | 0 | 0 | 1 | 0 | 0 | 0 |
| Desmyn Baker..... | 1 | 0 | 0 | 0 | 0 | 0 | 0 | 1 |
| Jaeger Bull..... | 1 | 0 | 1 | 0 | 0 | 0 | 0 | 0 |
| Bradley Rozner..... | 1 | 0 | 0 | 1 | 0 | 0 | 0 | 0 |
| TOTAL..... | 47 | 7 | 11 | 29 | 9 | 0 | 0 | 1 |

LONGEST PLAYS OF THE YEAR

Rushing

64 Jordan Myers vs. Texas Southern (9/25/2021)

Rushing Touchdown

64 Jordan Myers vs. Texas Southern (9/25/2021)

Passing

73 Cedric Patterson III from Jake Constantine vs. Texas Southern (9/25/2021)

Passing Touchdown

73 Cedric Patterson III from Jake Constantine vs. Texas Southern (9/25/2021)

Punt Return

16 Sean Fresch at Arkansas (9/4/2021)

Kick Return

50 Juma Otoviano at UAB (10/23/2021)

Interception Return

8 George Nyakwol vs. Texas Southern (9/25/2021)

Fumble Return

20 Desmyn Baker at Charlotte (11/6/2021)

Field Goal Return

None

Punt

66 Charlie Mendes at UTSA (10/16/2021)

Field Goal

41 Christian VanSickle vs. Southern Miss (10/2/2021)

Sept. 4, 2021 • Donald W. Reynolds Razorback Stadium • Fayetteville, Ark.



| | |
|-----------------|-----------|
| RICE | 17 |
| ARKANSAS | 38 |

HOUSTON, Texas - Rice held a 17-7 lead in the third quarter, but Arkansas took advantage of three Wiley Green second half interceptions as Rice fell, 38-17, Saturday afternoon from Donald W. Reynolds Razoback Stadium in both team's season opener.

| Score by Quarters | 1 | 2 | 3 | 4 | F | |
|---------------------|---|----|----|----|----|--------------------|
| Rice Owls | 0 | 10 | 7 | 0 | 17 | Record: (0-1, 0-0) |
| Arkansas Razorbacks | 7 | 0 | 10 | 21 | 38 | Record: (1-0, 0-0) |

Scoring Summary

1st 08:23 ARK - Jefferson 34-yd run (Little kick)
 2nd 11:55 RICE - Riccitelli 25-yd field goal
 04:19 RICE - Myers 1-yd run (Riccitelli kick)
 3rd 10:28 RICE - Pitre III 41-yd pass from Green (Riccitelli kick)
 08:11 ARK - Jefferson 5-yd run (Little kick)
 00:18 ARK - Little 34-yd field goal
 4th 12:44 ARK - Smith 2-yd run (Little kick)
 04:07 ARK - Morris 9-yd pass from Jefferson (Little kick)
 00:58 ARK - Johnson 3-yd run (Little kick)

| | RICE | ARK |
|------------------------|---------------|---------------|
| FIRST DOWNS | 19 | 18 |
| Rushing | 1 | 12 |
| Passing | 12 | 4 |
| Penalty | 6 | 2 |
| Rushing Attempts | 39 | 44 |
| Yds Gained Rushing | 99 | 254 |
| Yds Lost Rushing | 18 | 19 |
| NET YDS RUSHING | 81 | 245 |
| NET YDS PASSING | 227 | 128 |
| Comp-Att-Int | 17-35-3 | 12-21-1 |
| TOTAL PLAYS-YDS | 74-308 | 65-373 |
| Fumbles-Lost | 1-0 | 2-0 |
| Penalties-Yards | 10-60 | 13-117 |
| Punts-Avg | 6-40.3 | 6-31.7 |
| Punt Ret-Yds-TD | 2-19-0 | 1-4-0 |
| KO Ret-Yds-TD | 1-16-0 | 4-108-0 |
| INT Ret-Yds-TD | 1-0-0 | 3-88-0 |
| Possession Time | 33:54 | 26:06 |
| Third Down Conv | 4 of 15 | 3 of 11 |
| Fourth Down Conv | 1 of 2 | 0 of 1 |
| Red Zone Scores-Att | 2-4 | 5-5 |
| Sacks-Yds | 2-13 | 2-11 |
| Field Goals | 1-2 | 1-1 |

RUSHING: Rice - Khalan Griffin 13-35; Jordan Myers 10-23-1; Ari Broussard 6-19; Luke McCaffrey 4-8; Brendan Suckley 1-7; Cameron Montgomery 1-(-2); Wiley Green 4-(-9).
Arkansas - Trelon Smith 22-102-1; K.J. Jefferson 9-89-2; Raheim Sanders 7-44; Dominique Johnson 4-16-1; Treyton Burks 1-(-2); Team 1-(-4).

PASSING: Rice - Wiley Green 12-25-3-252-1; Luke McCaffrey 5-10-0-75-0. **Arkansas** - K.J. Jefferson 12-21-1-128-1.

RECEIVING: Rice - August Pitre III 4-97-1; Jake Bailey 4-47; Bradley Rozner 2-30; Jaeger Bull 2-13; Jordan Myers 2-11; Cedric Patterson III 1-15; Robert French 1-8; Jack Bradley 1-5.
Arkansas - Treyton Burks 5-42; Tyson Morris 3-42-1; De'Von Warren 2-14; Ketrone Jackson, Jr. 1-16; Blake Kern 1-14..

INTERCEPTIONS: Rice - Sean Fresch 1-0. **Arkansas** - Jalen Catalon 2-83; Montaric Brown 1-5.

FUMBLES: Rice - Wiley Green 1-0. **Arkansas** - LaDarris Bishop 1-0; Team 1-0.

SACKS: Rice - Antonio Montero 1.0-5; Ikenna Enechukwu 0.5-4; Josh Percy 0.5-4. **Arkansas** - Isaiah Nichols 1.0-7; Mataio Soli 0.5-2; Zach Williams 0.5-2.

TACKLES (UA-A): Rice - Antonio Montero 4-7; Treshawn Chamberlain 4-7; Myron Morrison 3-6; Trey Schuman 3-4; Naeem Smith 2-4; Elijah Garcia 2-2; Kenneth Ori 2-2; George Nyakwol 0-4; Josh Percy 1-2; Ikenna Enechukwu 0-3; August Pitre III 2-0; Desmyn Baker 1-1; Gabe Taylor 1-1; Miles McCord 0-2; Miles Adams 0-2; Isaiah Richardson 1-0; Chike Anigbogu 1-0; Marcus Williams 1-0; Jordan Dunbar 1-0; Clay Servin 1-0; Campbell Riddle 0-1; Ari Broussard 0-1; Jaren Banks 0-1. **Arkansas** - Bumper Pool 3-11; Jalen Catalon 6-5; Greg Brooks, Jr. 3-3; Taurean Carter 1-5; Joe Foucha 2-3; Hayden Henry 2-3; Tre Williams 0-5; Zach Williams 2-2; Andrew Parker 2-2; Montaric Brown 1-2; Eric Gregory 0-3; Jashaud Stewart 1-1; Eric Thomas, Jr. 0-2; Jackson Woodard 1-0; Jayden Johnson 1-0; Isaiah Nichols 1-0; Devin Bush 1-0; Grant Morgan 0-1; Simeon Blair 0-1; Markell Utsey 0-1; LaDarris Bishop 0-1; Trent Gordon 0-1; Malik Chavis 0-1; Mataio Soli 0-1.

Sept. 11, 2021 • Rice Stadium • Houston, Texas



| | |
|----------------|-----------|
| HOUSTON | 44 |
| RICE | 7 |

HOUSTON, Texas - Houston's offense made the most of its opportunities while holding Rice in check for most of the game as the Cougars downed the Owls 44-7 in the 40th edition of the Bayou Bucket at Rice Stadium on Saturday night.

| Score by Quarters | 1 | 2 | 3 | 4 | F | |
|-------------------|----|---|----|----|----|--------------------|
| Houston Cougars | 17 | 0 | 14 | 13 | 44 | Record: (1-1, 0-0) |
| Rice Owls | 0 | 7 | 0 | 0 | 7 | Record: (0-2, 0-0) |

Scoring Summary

1st 10:08 UH - McCaskill 35-yd pass from Tune (Witherspoon kick)
 05:37 UH - Witherspoon 38-yd field goal
 02:19 UH - Herslow 11-yd pass from Tune (Witherspoon kick)
 2nd 00:13 RICE - Myers 5-yd pass from McCaffrey (Riccitelli kick)
 3rd 07:18 UH - McCaskill 1-yd run (Witherspoon kick)
 00:01 UH - McCaskill 2-yd run (Witherspoon kick)
 4th 04:51 UH - Smith 14-yd run (Witherspoon kick)
 00:00 UH - Hogan 91-yd interception return

| | UH | RICE |
|------------------------|---------------|---------------|
| FIRST DOWNS | 23 | 15 |
| Rushing | 9 | 6 |
| Passing | 12 | 6 |
| Penalty | 2 | 3 |
| Rushing Attempts | 35 | 36 |
| Yds Gained Rushing | 172 | 159 |
| Yds Lost Rushing | 28 | 33 |
| NET YDS RUSHING | 144 | 126 |
| NET YDS PASSING | 249 | 86 |
| Comp-Att-Int | 23-33-0 | 9-19-3 |
| TOTAL PLAYS-YDS | 68-393 | 55-212 |
| Fumbles-Lost | 2-0 | 0-0 |
| Penalties-Yards | 7-89 | 5-55 |
| Punts-Avg | 3-48.7 | 6-37.7 |
| Punt Ret-Yds-TD | 1-9-0 | 0-0-0 |
| KO Ret-Yds-TD | 1-2-0 | 2-39-0 |
| INT Ret-Yds-TD | 3-91-1 | 0-0-0 |
| Possession Time | 32:01 | 27:59 |
| Third Down Conv | 8 of 13 | 5 of 13 |
| Fourth Down Conv | 0 of 0 | 0 of 0 |
| Red Zone Scores-Att | 4-4 | 1-3 |
| Sacks-Yds | 4-30 | 3-26 |
| Field Goals | 1-2 | 0-1 |

RUSHING: Houston - Clayton Tune 9-49; Alton McCaskill 14-40-2; Mulbah Car 6-28; Chandler Smith 3-20-1; Ike Ogbogu 2-8; Team 1-(-1). **Rice** - Khalan Griffin 19-86; Ari Broussard 8-37; Luke McCaffrey 8-3; Brendan Suckley 1-0.

PASSING: Houston - Clayton Tune 22-30-0-236-2; Ike Ogbogu 1-3-0-13-0. **Rice** - Luke McCaffrey 9-19-3-86-1.

RECEIVING: Houston - Nathaniel Dell 7-87; Alton McCaskill 4-51-1; Marcus Jones 4-51; Christian Trahan 2-17; Jeremy Singleton 2-14; KeSean Carter 2-5; Peyton Sawyer 1-13; Jake Herslow 1-11-1; Jaylen Erwin 1-0. **Rice** - Jordan Myers 5-41-1; Cedric Patterson III 2-26; Jake Bailey 2-15; Brendan Suckley 1-4.

INTERCEPTIONS: Houston - Alex Hogan 1-91; Art Green 1-0; Hasaan Hypolite 1-0. **Rice** - None.

FUMBLES: Houston - Clayton Tune 2-0. **Rice** - None.

SACKS: Houston - Latrell Bankston 1.0-12; Donovan Mutin 1.0-7; Atlas Bell 0.5-3; Logan Hall 0.5-3; D'Anthony Jones 0.5-3; David Anenih 0.5-2. **Rice** - Kirk Lockhart 1.0-11; Kenneth Orji 1.0-9; Ikenna Enechukwu 0.5-3; Elijah Garcia 0.5-3.

TACKLES (UA-A): Houston - Logan Hall 2-6; Latrell Bankston 2-5; Damarion Williams 2-4; Malik Robinson 2-4; Garrison Vaughan 2-3; Hasaan Hypolite 2-2; Deontay Anderson 1-3; David Anenih 0-4; Shaun Lewis 0-4; JoVanni Stewart 0-3; Donovan Mutin 2-0; Mannie Nunery 1-1; Atlas Bell 1-1; Jordan Carmouche 1-1; Thabo Mwaniki 1-1; Amaud Willis-Dalton 0-2; Antonio Brooks 0-2; Jayce Rogers 1-0; Art Green 1-0; Jamykal Neal 0-1; D'Anthony Jones 0-1; Derek Parish 0-1; Alex Hogan 0-1. **Rice** - Antonio Montero 2-8; Jordan Dunbar 3-4; Naeem Smith 3-3; Elijah Garcia 3-3; Trey Schuman 1-5; Kenneth Orji 3-2; Myron Morrison 2-3; Gabe Taylor 3-1; Desmyn Baker 1-3; Miles McCord 2-1; Ikenna Enechukwu 0-3; Josh Percy 0-2; Sean Fresch 0-2; George Nyakwol 0-2; Treshawn Chamberlain 1-0; Kirk Lockhart 1-0; Andrew Bird 1-0; Adrian Bickham 0-1; Miles Adams 0-1; Caleb James 0-1; Chike Anigbogu 0-1; Isaiah Richardson 0-1.



| | | |
|--|-----------|--|
| Sept. 18, 2021 • Darrell K. Royal Texas Memorial Stadium • Austin, Texas | | |
| RICE | 0 | |
| TEXAS | 58 | |

AUSTIN, Texas - Texas racked up 620 yards of offense and scored on eight of its nine possessions as Rice fell to the Longhorns, 58-0, Saturday night at Darrell K. Royal Texas Memorial Stadium.

| | | | | | | |
|--------------------------|----------|----------|----------|----------|----------|--------------------|
| Score by Quarters | 1 | 2 | 3 | 4 | F | |
| Rice Owls | 0 | 0 | 0 | 0 | 0 | Record: (0-3, 0-0) |
| Texas Longhorns | 16 | 28 | 14 | 0 | 58 | Record: (2-1, 0-0) |

Scoring Summary

1st 10:21 UT - B. Robinson 6-yd run (Dicker kick)
 01:33 UT - Johnson 72-yd run (Dicker kick)
 00:00 UT - Safety

2nd 12:04 UT - B. Robinson 7-yd run (Dicker kick)
 03:45 UT - B. Robinson 62-yd run (Dicker kick)
 01:38 UT - Wiley 20-yd pass from Thompson (Dicker kick)
 00:14 UT - Worthy 13-yd pass from Thompson (Dicker kick)

3rd 09:57 UT - K. Robinson 65-yd run (Dicker kick)
 01:08 UT - Brooks 17-yd run (Dicker kick)

| | RICE | ARK |
|------------------------|---------------|---------------|
| FIRST DOWNS | 14 | 26 |
| Rushing | 8 | 16 |
| Passing | 6 | 8 |
| Penalty | 0 | 2 |
| Rushing Attempts | 32 | 41 |
| Yds Gained Rushing | 165 | 428 |
| Yds Lost Rushing | 9 | 1 |
| NET YDS RUSHING | 156 | 427 |
| NET YDS PASSING | 128 | 193 |
| Comp-Att-Int | 19-24-0 | 17-21-1 |
| TOTAL PLAYS-YDS | 56-284 | 62-620 |
| Fumbles-Lost | 2-1 | 0-0 |
| Penalties-Yards | 6-40 | 2-12 |
| Punts-Avg | 7-35.0 | 0-0.0 |
| Punt Ret-Yds-TD | 0-0-0 | 3-34-0 |
| KO Ret-Yds-TD | 3-68-0 | 0-0-0 |
| INT Ret-Yds-TD | 1-0-0 | 0-0-0 |
| Possession Time | 30:34 | 29:26 |
| Third Down Conv | 5 of 13 | 7 of 10 |
| Fourth Down Conv | 0 of 0 | 2 of 3 |
| Red Zone Scores-Att | 0-2 | 5-6 |
| Sacks-Yds | 0-0 | 3-8 |
| Field Goals | 0-1 | 0-0 |

RUSHING: Rice - Khalan Griffin 7-52; Jordan Myers 7-41; Ari Broussard 5-24; Cameron Montgomery 2-12; Wiley Green 4-8; Luke McCaffrey 1-5; Juma Otoviano 1-4; Team 1-1; Jake Constantine 3(-2). **Texas** - Bijan Robinson 13-127-3; Roschon Johnson-1; Keilan Robinson 5-83-1; Jonathon Brooks 9-63-1; Gabe Watson 8-33; Casey Thompson; 2-7; Hudson Card 1-2.

PASSING: Rice - Jake Constantine 12-15-0-80-0; Wiley Green 5-6-0-28-0; Luke McCaffrey 2-3-0-20-0. **Texas** - Casey Thompson 15-18-1-164-2; Hudson Card 2-3-0-29-0.

RECEIVING: Rice - Jake Bailey 4-22; Jordan Myers 4-19; Jack Bradley 3-25; Cameron Montgomery 3-9; Kobie Campbell 2-15; Cedric Patterson III 1-21; Robert French 1-13; Jaeger Bull 1-4. **Texas** - Xavier Worthy 7-88-1; Jared Wiley 3-26-1; Kelvontay Dixon 1-22; Joshua Moore 1-22; Bijan Robinson 1-14; Jordan Whittington 1-7; Kai Money 1-7; Cade Brewer 1-6; Marcus Washington 1-1.

INTERCEPTIONS: Rice - Gabe Taylor 1-0. **Texas** - None.

FUMBLES: Rice - Khalan Griffin 1-1; Ari Broussard 1-0. **Texas** - None.

SACKS: Rice - None. **Arkansas** - Byron Murphy II 1.0-5; D.J. Harris, Jr. 1.0-2; Ovie Oghoufo 1.0-1.

TACKLES (UA-A): Rice - Naeem Smith 5-3; Elijah Garcia 2-6; Gabe Taylor 7-0; Antonio Montero 1-5; Kenneth Orji 2-3; Miles McCord 1-4; Terrence Ellis 1-3; Josh Percy 1-3; Sean Fresch 2-1; Ikenna Enechukwu 2-1; George Nyakwol 2-1; Izeya Floyd 0-3; Adrian Bickham 2-0; Prudy Calderon 1-1; Kirk Lockhart 0-2; Caleb James 0-2; Van Heitmann 1-0; Isaiah Richardson 1-0. **Texas** - Luke Brockermeier 0-6; D'Shawn Jamison 3-2; Ovie Oghoufo 2-3; DeMarvion Overshown 2-2; Jacoby Jones 1-3; Jerrin Thompson 2-1; Prince Dorbah 1-2; Ayodele Adeoye 1-2; Myron Warren 1-2; Ben Davis 2-0; Brenden Schooler 2-0; D.J. Harris, Jr. 2-0; T'Vondre Sweat 1-1; Alfred Collins 1-1; Darion Dunn 1-1; Byron Murphy II 1-1; Moro Ojomo 0-2; Anthony Cook 0-2; Jaylan Ford 0-2; Patrick Bayouth 0-2; B.J. Foster 1-0; Josh Thompson 1-0; Tyler Owens 1-0; Tyler Owens 1-0; Keondre Coburn 0-1; Ray Thornton 0-1; David Gbenda 0-1; Barry Sorrell 0-1; Chris Adimora 0-1; Roschon Johnson 0-1; JD Coffey III 0-1; Devin Richardson 0-1; Sawyer Goram-Welch 0-1.

| | | |
|--|-----------|--|
| Sept. 25, 2021 • Rice Stadium • Houston, Texas | | |
| TEXAS SOUTHERN | 34 | |
| RICE | 48 | |

HOUSTON - Rice used an explosive start and the steady influence of sixth-year Super Senior Jordan Myers to roll to a 48-34 win over Texas Southern at Rice Stadium on Saturday night.

| | | | | | | |
|--------------------------|----------|----------|----------|----------|----------|--------------------|
| Score by Quarters | 1 | 2 | 3 | 4 | F | |
| Texas Southern Tigers | 0 | 6 | 7 | 21 | 34 | Record: (0-3, 0-1) |
| Rice Owls | 14 | 6 | 0 | 14 | 14 | Record: (1-3, 0-0) |

Scoring Summary

1st 14:47 RICE - Patterson III 73-yd pass from Constantine (VanSickle kick)
 05:23 RICE - Myers 1-yd run (VanSickle kick)

2nd 12:51 TSU - Garcia III 26-yd field goal
 07:16 RICE - Myers 1-yd run (VanSickle kick missed)
 00:00 TSU - Garcia III 45-yd field goal

3rd 08:24 RICE - McCaffrey 1-yd run (VanSickle kick)
 06:28 TSU - Body 3-yd run (Garcia III kick)
 02:20 RICE - Myers 1-yd run (VanSickle kick)

4th 13:40 TSU - Giles 4-yd pass from Brown (Garcia III kick)
 09:43 RICE - Myers 64-yd run (VanSickle kick)
 08:30 TSU - Harris 11-yd run (Garcia III kick)
 04:04 RICE - Griffin 1-yd run (VanSickle kick)
 02:34 TSU - Body 6-yd run (Garcia III kick)

| | TSU | RICE |
|------------------------|---------------|---------------|
| FIRST DOWNS | 21 | 30 |
| Rushing | 4 | 16 |
| Passing | 14 | 12 |
| Penalty | 3 | 2 |
| Rushing Attempts | 35 | 52 |
| Yds Gained Rushing | 136 | 360 |
| Yds Lost Rushing | 32 | 11 |
| NET YDS RUSHING | 104 | 349 |
| NET YDS PASSING | 357 | 271 |
| Comp-Att-Int | 20-36-1 | 18-23-1 |
| TOTAL PLAYS-YDS | 71-461 | 75-620 |
| Fumbles-Lost | 1-0 | 3-2 |
| Penalties-Yards | 7-62 | 8-70 |
| Punts-Avg | 7-39.7 | 3-40.7 |
| Punt Ret-Yds-TD | 1-10-0 | 2-3-0 |
| KO Ret-Yds-TD | 4-69-0 | 3-81-0 |
| INT Ret-Yds-TD | 1-0-0 | 1-8-0 |
| Possession Time | 24:34 | 35:26 |
| Third Down Conv | 4 of 15 | 2 of 8 |
| Fourth Down Conv | 3 of 3 | 1 of 2 |
| Red Zone Scores-Att | 5-5 | 5-6 |
| Sacks-Yds | 1-3 | 2-16 |
| Field Goals | 2-2 | 0-0 |

RUSHING: Texas Southern - Andrew Body 16-62-2; Kevin Harris 7-23-1; Jacorey Howard 6-20; Jeff Proctor 6(-1). **Rice** - Jordan Myers 26-160-4; Khalan Griffin 5-43-1; Ari Broussard 4-37; Luke McCaffrey 5-36-1; Cameron Montgomery 5-27; Brendan Suckley 2-19; Jake Bailey 1-14; Team 2-7; Jake Constantine 2-6.

PASSING: Texas Southern - Andrew Body 19-35-1-353-0; Jalen Brown 1-1-0-4-1. **Rice** - Jake Constantine 18-23-1-271-1.


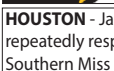
RECEIVING: Texas Southern - Ke'Lenn Davis 7-181; Jonathan Giles 13-43-1; Jyrin Johnson 4-67; Derek Morton 2-47; Savion Sims 1-12; Kevin Harris 1-7. **Rice** - Jake Bailey 7-65; Jordan Myers 4-48; Cedric Patterson III 3-108-1; Jack Bradley 1-16; Jaeger Bull 1-13; Cameron Montgomery 1-12; Brendan Suckley 1-9.



INTERCEPTIONS: Texas Southern - Marquis Walker 1-0. **Rice** - George Nyakwol 1-8.

FUMBLES: Texas Southern - Andrew Body 1-0. **Rice** - Sean Fresch 1-1; Luke McCaffrey 1-1.

SACKS: Texas Southern - Chrishon Frazier 1.0-3. **Rice** - Josh Peach 1.0-9; Ikenna Enechukwu 1.0-7.

TACKLES (UA-A): Texas Southern - Julian Marcantel 7-3; Calvin Henderson 6-2; Andrew Gibbs 5-2; Cedrick Williams 5-2; Tarik Cooper 4-1; Marquis Walker 4-1; Isaiah Hamilton 3-2; Michael Badejo 3-1; Joshua Murray 3-1; Tyler Martinez 2-2; Malachi Mitchell 1-3; Demon-tario Anderson 1-2; Chrishon Frazier 2-0; Terrence Franklin 1-0; Ke'Lenn Davis 1-0; Jacorey Howard 0-1; Nehemiah Tarble 0-1; Dominic Franklin 0-1; Ja'Corey Benjamin 0-1; Tim Walton 0-1; Atravon Bossier 0-1. **Rice** - George Nyakwol 7-0; Antonio Montero 3-3; Naeem Smith 5-0; Josh Percy 4-1; Kenneth Orji 4-1; Myron Morrison 4-0; Ikenna Enechukwu 3-1; Gabe Taylor 3-1; Jordan Dunbar 3-1; Elijah Garcia 2-1; Chike Anigbogu 1-2; Kirk Lockhart 1-2; Caleb James 1-1; Sean Fresch 1-1; Plae Wyatt 0-2; Andrew Bird 1-0; Robert French 1-1; Miles Adams 1-0; Cameron Montgomery 0-1.

| Oct. 2, 2021 • Rice Stadium • Houston, Texas | | | | | | |
|---|--|---------------|----------|---------------|----------|--------------------|
|  | SOUTHERN MISS | | | | | 19 |
|  | RICE | | | | | 24 |
| HOUSTON - Jake Constantine threw a pair of touchdown passes while the Rice defense repeatedly responded with big plays in crucial situations to spark the Owls to a 24-19 win over Southern Miss on Saturday night at Rice Stadium. | | | | | | |
| Score by Quarters | 1 | 2 | 3 | 4 | F | |
| Southern Miss Golden Eagles | 7 | 0 | 7 | 5 | 19 | Record: (1-4, 0-1) |
| Rice Owls | 7 | 3 | 14 | 0 | 24 | Record: (2-3, 1-0) |
| Scoring Summary | | | | | | |
| 1st | 08:06 RICE - Bailey 39-yd pass from Constantine (VanSickle kick) | | | | | |
| | 05:10 USM - Pittman 31-yd pass from Lange (Bourgeois kick) | | | | | |
| | 03:46 RICE - VanSickle 41-yd field goal | | | | | |
| 2nd | 10:53 RICE - French 19-yd pass from Constantine (VanSickle kick) | | | | | |
| | 09:32 RICE - Patterson III 38-yd run (VanSickle kick) | | | | | |
| | 09:19 USM - Harrell 95-yd kickoff return (Bourgeois kick) | | | | | |
| 3rd | 11:16 USM - Bourgeois 26-yd field goal | | | | | |
| | 00:07 USM - Safety | | | | | |
| | | USM | | RICE | | |
| FIRST DOWNS | | 21 | | 15 | | |
| Rushing | | 8 | | 4 | | |
| Passing | | 12 | | 9 | | |
| Penalty | | 1 | | 2 | | |
| Rushing Attempts | | 27 | | 33 | | |
| Yds Gained Rushing | | 106 | | 136 | | |
| Yds Lost Rushing | | 49 | | 18 | | |
| NET YDS RUSHING | | 57 | | 118 | | |
| NET YDS PASSING | | 321 | | 207 | | |
| Comp-Att-Int | | 25-40-4 | | 17-23-0 | | |
| TOTAL PLAYS-YDS | | 67-378 | | 56-325 | | |
| Fumbles-Lost | | 0-0 | | 0-0 | | |
| Penalties-Yards | | 10-90 | | 5-40 | | |
| Punts-Avg | | 4-36.0 | | 6-43.7 | | |
| Punt Ret-Yds-TD | | 3-51-0 | | 0-0-0 | | |
| KO Ret-Yds-TD | | 3-115-1 | | 0-0-0 | | |
| INT Ret-Yds-TD | | 1-0-0 | | 0-0-0 | | |
| Possession Time | | 28:19 | | 31:41 | | |
| Third Down Conv | | 4 of 13 | | 8 of 16 | | |
| Fourth Down Conv | | 1 of 1 | | 0 of 0 | | |
| Red Zone Scores-Att | | 1-2 | | 1-1 | | |
| Sacks-Yds | | 1-12 | | 5-42 | | |
| Field Goals | | 1-2 | | 1-1 | | |
| RUSHING: Southern Miss - Frank Gore 17-79; Dajon Richard 2-14; Ty Keyes 1-3; Jake Lange 7-(-39). Rice - Cedric Patterson III 1-38-1; Ari Broussard 6-25; Jordan Myers 10-20; Luke McCaffrey 2-16; Cameron Montgomery 4-11; Khalan Griffin 3-10; Jake Constantine 7-(-2). | | | | | | |
| PASSING: Southern Miss - Jake Lange 23-37-3-304-1; Ty Keyes 2-3-1-17-0. Rice - Jake Constantine 16-22-0-192-2; Luke McCaffrey 1-1-0-15-0. | | | | | | |
| RECEIVING: Southern Miss - Jason Brownlee 8-127; Antoine Robinson 4-57; Frank Gore 4-26; Demarcus Jones 2-23; Brad Dennis 2-19; Chandler Pittman 1-31-1; Da'Quan Bailey-Brown 1-20; Jakarius Caston 1-8; Grayson Gunter 1-4; Dajon Richard 1-3. Rice - Jake Bailey 5-83-1; Jack Bradley 5-47; Cedric Patterson III 3-37; Jordan Myers 2-21; Robert French 1-19-1; Cameron Montgomery 1-0. | | | | | | |
| INTERCEPTIONS: Southern Miss - None. Rice - Naeem Smith 1-7; Miles McCord 1-5; Kirk Lockhart 1-0; George Nyakwol 1-0. | | | | | | |
| FUMBLES: Southern Miss - None. Rice - None. | | | | | | |
| SACKS: Southern Miss - Jay Stanley 1.0-12. Rice - Elijah Garcia 2.0-22; George Nyakwol 1.0-8; Ikenna Enechukwu 1.0-6; Trey Schuman 1.0-6. | | | | | | |
| TACKLES (UA-A): Southern Miss - Malik Shorts 4-8; Josh Carr 2-5; Hayes Maples 4-2; Jay Stanley 2-3; Josh Ratcliff 1-4; Eriq Kitchen 0-4; Santrell Latham 1-2; Lakevias Daniel 1-2; Camron Harrell 1-2; Swayze Bozeman 0-3; Brendan Toles 2-; Michael Pleas 1-1; DaShawn Crawford 0-2; Everitt Cunningham 0-2; Tyrek Moody 1-0; Jason Brownlee 1-0; Averie Habas 0-1; Tahj Sykes 0-1; Eric Scott 0-1; Rachuan Mitchell 0-1. Rice - Josh Percy 2-9; Trey Schuman 2-8; George Nyakwol 5-4; Elijah Garcia 2-4; Ikenna Enechukwu 2-4; Jordan Dunbar 3-2; Naeem Smith 2-3; Antonio Montero 1-4; Treshawn Chamberlain 1-2; Desmyn Baker 1-2; Chike Anigbogu 0-3; Myron Morrison 0-3; Miles McCord 1-1; Kirk Lockhart 0-2; Prudy Calderon 1-0; Jordan Myers 1-0; Aidan Siano 1-0; Plae Wyatt 1-0; Gabe Taylor 0-1; Robert French 0-1; Adrian Bickham 0-1. | | | | | | |

| Oct. 16, 2021 • Alamodome • San Antonio, Texas | | | | | | |
|---|---|---------------|----------|---------------|----------|--------------------|
|  | RICE | | | | | 0 |
|  | UTSA | | | | | 45 |
| SAN ANTONIO - UTSA scored on its first three possessions and held Rice to just 102 yards of offense as the Owls fell, 45-0, Saturday night at the Alamodome. | | | | | | |
| Score by Quarters | 1 | 2 | 3 | 4 | F | |
| Rice Owls | 0 | 0 | 0 | 0 | 0 | Record: (2-4, 1-1) |
| UTSA Roadrunners | 17 | 14 | 14 | 0 | 45 | Record: (7-0, 3-0) |
| Scoring Summary | | | | | | |
| 1st | 10:58 UTSA - Harris 7-yd run (Duplessis kick) | | | | | |
| | 04:28 UTSA - Duplessis 30-yd field goal | | | | | |
| | 00:40 UTSA - Daniels 11-yd run (Duplessis kick) | | | | | |
| 2nd | 13:21 UTSA - Harmanson 40-yd INT return (Duplessis kick) | | | | | |
| | 00:26 UTSA - Cephus 2-yd pass from Harris (Duplessis kick) | | | | | |
| 3rd | 13:06 UTSA - Mayfield 49-yd INT return (Duplessis kick) | | | | | |
| | 04:08 UTSA - Cephus 12-yd pass from Harris (Duplessis kick) | | | | | |
| | | RICE | | UTSA | | |
| FIRST DOWNS | | 8 | | 22 | | |
| Rushing | | 5 | | 14 | | |
| Passing | | 1 | | 7 | | |
| Penalty | | 2 | | 1 | | |
| Rushing Attempts | | 36 | | 38 | | |
| Yds Gained Rushing | | 121 | | 271 | | |
| Yds Lost Rushing | | 55 | | 9 | | |
| NET YDS RUSHING | | 66 | | 261 | | |
| NET YDS PASSING | | 36 | | 142 | | |
| Comp-Att-Int | | 8-16-2 | | 14-24-0 | | |
| TOTAL PLAYS-YDS | | 52-102 | | 62-403 | | |
| Fumbles-Lost | | 0-0 | | 2-0 | | |
| Penalties-Yards | | 4-28 | | 3-35 | | |
| Punts-Avg | | 10-47.8 | | 5-45.6 | | |
| Punt Ret-Yds-TD | | 1-(-4)-0 | | 7-54-0 | | |
| KO Ret-Yds-TD | | 4-91-0 | | 0-0-0 | | |
| INT Ret-Yds-TD | | 0-0-0 | | 2-89-2 | | |
| Possession Time | | 31:11 | | 28:49 | | |
| Third Down Conv | | 3 of 14 | | 4 of 11 | | |
| Fourth Down Conv | | 0 of 1 | | 0 of 1 | | |
| Red Zone Scores-Att | | 0-0 | | 5-5 | | |
| Sacks-Yds | | 1-4 | | 3-37 | | |
| Field Goals | | 0-0 | | 1-1 | | |
| RUSHING: Rice - Ari Broussard 10-61; Khalan Griffin 9-20; Jordan Myers 7-20; Cameron Montgomery 2-(-6); Luke McCaffrey 5-(-7); Cedric Patterson III 1-(-7); Jake Constantine 2-(-15). UTSA - Sincere McCormick 13-117; B.J. Daniels 7-54-1; Frank Harris 5-47-1; Kevorian Barnes 6-16; Tre'Von Bradley 1-7; Josh Adkins 2-7; De'Corian Clark 1-7; Jaylon Lott 3-6. | | | | | | |
| PASSING: Rice - Luke McCaffrey 5-10-1-15-0; Jake Constantine 3-6-1-21-0. UTSA - Frank Harris 12-19-0-125-2; Josh Adkins 2-5-0-17-0. | | | | | | |
| RECEIVING: Rice - Cedric Patterson III 4-19; Jake Bailey 2-13; Jack Bradley 1-6; Jordan Myers 1-(-2). UTSA - Joshua Cephus 4-63-2; De'Corian Clark 3-23; Zakhari Franklin 3-7; Tykee Ogle-Kellog 2-17; Oscar Cardenas 1-25; Tre'Von Bradley 1-7. | | | | | | |
| INTERCEPTIONS: Rice - . UTSA - Corey Mayfield 1-49-1; Trevor Harmanson 1-40-1. | | | | | | |
| FUMBLES: Rice - None. UTSA - Joshua Cephus 1-0; Jaylon Lott 1-0. | | | | | | |
| SACKS: Rice - Josh Percy 1.0-4. UTSA - Charles Wiley 1.0-22; Trevor Harmanson 1.0-9; Dru Prox 0.5-3; Dadrion Taylor 0.5-3. | | | | | | |
| TACKLES (UA-A): Rice - Desmyn Baker 5-2; Trey Schuman 4-2; Naeem Smith 3-3; Antonio Montero 2-4; Kirk Lockhart 4-1; Elijah Garcia 3-2; Ikenna Enechukwu 3-1; Miles McCord 2-2; Jordan Dunbar 3-0; Josh Percy 2-1; Adrian Bickham 2-1; Prudy Calderon 1-2; Myron Morrison 2-0; Gabe Taylor 2-0; Sean Fresch 2-0; Ari Broussard 1-1; Isaiah Richardson 1-1; Terrence Ellis 1-0; Izeya Floyd 1-0; Chike Anigbogu 0-1. UTSA - Rashad Wisdom 4-2; Kel-echi Nwachuku 3-2; Ken Robinson 2-3; Jahmal Sam 2-1; Dadrion Taylor 2-1; Tariq Woolen 2-1; Donyai Taylor 1-2; Avery Morris 0-3; Clarence Hicks 2-0; Corey Mayfield 2-0; DeQuarius Henry 2-0; Denzel Feaster 2-0; Jaylon Haynes 2-0; Brandon Brown 1-1; Charles Wiley 1-1; Ryan Shockency 1-1; Dru Prox 1-1; Tyler Mahnke 1-1; Trevor Harmanson 1-1; Christian Clayton 0-2; Jarrett Preston 1-0; Trumane Bell 1-0; Antonio Parks 0-1; Lamonte McDougale 0-1; Asyrus Simon 0-1; Jimmori Robinson 0-1; Xavier Player 0-1. | | | | | | |



Oct. 23, 2021 • Protective Stadium • Birmingham, Ala.



| | |
|-------------|-----------|
| RICE | 30 |
| UAB | 24 |

BIRMINGHAM, Ala. - Wiley Green passed for 205 yards and threw for a career-high three touchdowns as Rice led for most of the game in a 30-24 victory over UAB, Saturday afternoon from Protective Stadium in Birmingham.

| Score by Quarters | 1 | 2 | 3 | 4 | F | |
|-------------------|----|---|---|---|----|--------------------|
| Rice Owls | 13 | 7 | 7 | 3 | 30 | Record: (3-4, 2-1) |
| UAB Blazers | 14 | 0 | 7 | 3 | 24 | Record: (5-3, 3-1) |

Scoring Summary

- 1st 09:40 RICE - Myers 1-yd run (VanSickle kick)
- 06:54 RICE - Bull 2-yd pass from Green (VanSickle kick)
- 05:20 UAB - McBride 12-yd run (Quinn kick)
- 01:40 UAB - McBride 26-yd run (Quinn kick)
- 2nd 03:23 RICE - Pitre III 11-yd pass from Green (VanSickle kick)
- 3rd 07:40 RICE - Bull 1-yd pass from Green (VanSickle kick)
- 06:53 UAB - Prince 72-yd pass from Hopkins (Quinn kick)
- 4th 05:52 RICE - VanSickle 27-yard field goal
- 03:23 UAB - Quinn 33-yd field goal

| | RICE | UAB |
|------------------------|---------------|---------------|
| FIRST DOWNS | 18 | 15 |
| Rushing | 6 | 7 |
| Passing | 11 | 7 |
| Penalty | 1 | 1 |
| Rushing Attempts | 48 | 22 |
| Yds Gained Rushing | 167 | 150 |
| Yds Lost Rushing | 26 | 23 |
| NET YDS RUSHING | 141 | 127 |
| NET YDS PASSING | 205 | 319 |
| Comp-Att-Int | 17-22-0 | 19-32-1 |
| TOTAL PLAYS-YDS | 70-346 | 54-446 |
| Fumbles-Lost | 2-2 | 1-1 |
| Penalties-Yards | 2-30 | 10-108 |
| Punts-Avg | 4-45.8 | 2-43.5 |
| Punt Ret-Yds-TD | 1-13-0 | 2-12-0 |
| KO Ret-Yds-TD | 3-92-0 | 3-69-0 |
| INT Ret-Yds-TD | 1-0-0 | 0-0-0 |
| Possession Time | 38:01 | 21:59 |
| Third Down Conv | 6 of 16 | 2 of 9 |
| Fourth Down Conv | 5 of 5 | 1 of 3 |
| Red Zone Scores-Att | 5-5 | 2-4 |
| Sacks-Yds | 3-21 | 5-23 |
| Field Goals | 1-1 | 1-2 |

RUSHING: Rice - Ari Broussard 16-68; Jaeger Bull 1-30; Khalan Griffin 8-21; Jordan Myers 11-20-1; Cameron Montgomery 2-6; Wiley Green 6-0; Luke McCaffrey 4-(-1). **UAB** - DeWayne McBride 8-95-2; Jermaine Brown Jr. 7-42; Lucious Stanley 1-(-1); Dylan Hopkins 6-(-9).

PASSING: Rice - Wiley Green 17-22-0-205-3; Luke McCaffrey 0-0-0-0-0. **UAB** - Dylan Hopkins 19-31-1-319-1; Team 0-1-0-0-0.

RECEIVING: Rice - August Pitre III 6-108-1; Jake Bailey 6-45; Cedric Patterson III 2-39; Jaeger Bull 2-3-2; Jordan Myers 1-10. **UAB** - Jermaine Brown Jr. 5-55; Gerrit Prince 4-116-1; Trea Shropshire 4-80; RaJae' Johnson-Sanders 3-42; Samario Rudolph 2-6 TJ Jones 1-20.

INTERCEPTIONS: Rice - Naeem Smith 1-0. **UAB** - None.

FUMBLES: Rice - Luke McCaffrey 1-1; Wiley Green 1-1. **UAB** - JaRae' Johnson-Sanders 1-1.

SACKS: Rice - Naeem Smith 1.0-11; DJ Arkansas 1.0-8; Josh Percy 1.0-2. **UAB** - Justin Thomas 1.0-8; Decodric Bynum 1.0-7; Tyree Turner 1.0-4; Dy'Jonn Turner 1.0-2; Fish McWilliams 1.0-2.

TACKLES (UA-A): Rice - Gabe Taylor 8-2; Josh Percy 5-3; Desmyn Baker 4-2; Miles McCord 3-1; Naeem Smith 2-2; Antonio Montero 1-2; Elijah Garcia 2-0; Plae Wyatt 1-1; Ikenna Enechukwu 0-2; Izeya Floyd 0-2; Kobie Campbell 1-0; Chike Anigbogu 1-0; Jaeger Bull 1-0; DJ Arkansas 1-0; Myron Morrison 0-1; Sean Fresch 0-1; Kirk Lockhart 0-1. **UAB** - Noah Wilder 5-7; Antonio Moultrie 3-7; Dy'Jonn Turner 3-3; Keondre Swoopes 3-2; Tyree Turner 2-3; Mi'Cari Stanley 2-3; Kelle Sanders 2-3; CD Daniels 2-3; Tyler Taylor 1-4; Michael Fairbanks II 2-1; Devodric Bynum 2-1; Starling Thomas V 1-2; Deshaun Oliver Jr. 1-1; Alex Wright 1-1; Justin Thomas 1-1; Troy Young 1-1; Will Boler 0-2; Fish McWilliams 1-0; Grayson Cash 1-0; Nikia Eason Jr. 1-0; Larry Wooden 1-0; Matthew Palmer 1-0; Kevin Penn 0-1; Cole Kizziah 0-1; Kyle Harrell 0-1; Charlie Benton 0-1; Xavier Lanier 0-1.

Oct. 30, 2021 • Rice Stadium • Houston, Texas



| | |
|--------------------|-----------|
| NORTH TEXAS | 24 |
| RICE | 30 |

HOUSTON - Austin Aune scored from one yard out to give North Texas a 30-24 overtime win over Rice and spoil the school's 101st Homecoming on Saturday at Rice Stadium.

| Score by Quarters | 1 | 2 | 3 | 4 | OT | F | |
|------------------------|---|---|---|----|----|----|--------------------|
| North Texas Mean Green | 3 | 7 | 7 | 7 | 6 | 30 | Record: (2-6, 1-3) |
| Rice Owls | 0 | 3 | 7 | 14 | 0 | 24 | Record: (3-5, 2-2) |

Scoring Summary

- 1st 08:58 UNT - Mooney 35-yd field goal
- 2nd 02:12 RICE - VanSickle 30-yd field goal
- 00:15 UNT - Torrey 1-yd run (Mooney kick)
- 3rd 06:45 RICE - Myers 1-yd run (VanSickle kick)
- 03:58 UNT - Adeyi 5-yd run (Mooney kick)
- 4th 11:50 RICE - Bailey 17-yd pass from Constantine (VanSickle kick)
- 02:03 UNT - Johnson 6-yd run (Mooney kick)
- 00:16 UNT - Patterson III 12-yd pass from Constantine (VanSickle kick)
- OT 00:00 UNT - Adeyi 1-yd run

| | UNT | RICE |
|------------------------|---------------|---------------|
| FIRST DOWNS | 20 | 25 |
| Rushing | 14 | 7 |
| Passing | 4 | 13 |
| Penalty | 2 | 5 |
| Rushing Attempts | 43 | 46 |
| Yds Gained Rushing | 197 | 129 |
| Yds Lost Rushing | 4 | 32 |
| NET YDS RUSHING | 193 | 97 |
| NET YDS PASSING | 121 | 271 |
| Comp-Att-Int | 11-22-0 | 18-34-0 |
| TOTAL PLAYS-YDS | 65-314 | 80-368 |
| Fumbles-Lost | 1-0 | 1-0 |
| Penalties-Yards | 7-74 | 15-114 |
| Punts-Avg | 4-45.0 | 3-43.7 |
| Punt Ret-Yds-TD | 0-0-0 | 2-13-0 |
| KO Ret-Yds-TD | 3-75-0 | 3-43-0 |
| INT Ret-Yds-TD | 0-0-0 | 0-0-0 |
| Possession Time | 21:21 | 38:39 |
| Third Down Conv | 7 of 13 | 6 of 17 |
| Fourth Down Conv | 1 of 1 | 4 of 4 |
| Red Zone Scores-Att | 5-5 | 4-4 |
| Sacks-Yds | 3-25 | 0-0 |
| Field Goals | 1-1 | 1-3 |

RUSHING: North Texas - Austin Aune 6-65; Ayo Adeyi 12-47-2; DeAndre Torrey 14-43-1; Isaiah Johnson 8-27-1; Bryson Jackson 1-11; Damon Ward 0-1; Team 2-(-1). **Rice** - Khalan Griffin 14-47; Jordan Myers 11-32-1; Ari Broussard 11-18; Jake Constantine 6-9; Brendan Suckley 1-0; Cameron Montgomery 2-(-1); Wiley Green (1-(-8)).

PASSING: North Texas - Austin Aune 11-22-0-121-0. **Rice** - Jake Constantine 16-30-0-242-2; Wiley Green 2-3-0-29-0; Team 0-1-0-0-0.

RECEIVING: North Texas - Bryson Jackson 3-50; Khatib Lyles 3-18; Roderic Burns 2-30; Isaiah Johnson 1-20; DeAndre Torrey 1-2; Jason Pitte 1-1. **Rice** - Jake Bailey 10-143-1; Cedric Patterson III 4-31-1; Jordan Myers 3-3-88; August Pitre III 1-9.

INTERCEPTIONS: North Texas - None. **Rice** - None.

FUMBLES: North Texas - DeAndre Torrey 1-0. **Rice** - Jordan Myers 1-0.

SACKS: North Texas - Grayson Murphy 1.0-10; Kameron Hill 1.0-7; Gabriel Murphy 0.5-4; Dion Novil 0.5-4. **Rice** - None.

TACKLES (UA-A): North Texas - KD Davis 2-16; Sean-Thomas Faulkner 2-8; Dion Novil 2-8; Larry Nixon III 1-9; Makyle Sanders 2-6; DeShawn Gaddie 1-6; Ridge Texada 3-3; Tyreke Davis 3-3; Gabriel Murphy 0-5; Kameron Hill 2-2; Harold West 1-1; Grayson Murphy 1-1; Carson Kropp 1-1; Kevin Wood 0-2; Jake Roberts 1-0; Loronzo Thompson 1-0; Kyleb Howell 0-1; Jordan Brown 0-1; Jaylen Smith 0-1. **Rice** - Elijah Garcia 2-7; Gabe Taylor 5-2; Antonio Montero 4-3; Kirk Lockhart 4-3; Ikenna Enechukwu 0-7; Josh Percy 2-2; Naeem Smith 2-1; Trey Schuman 1-2; Kenneth Orji 0-3; Aidan Siano 0-3; Jordan Dunbar 2-0; Desmyn Baker 0-2; Adrian Bickham 1-0; Izeya Floyd 1-0; Miles McCord 1-0; Chike Anigbogu 1-0; Christian VanSickle 1-0; Plae Wyatt 0-1; Sean Fresch 0-1; Myron Morrison 0-1.

Nov. 6, 2021 • Jerry Richardson Stadium • Charlotte, N.C.

| | |
|--|-----------|
|  RICE | 24 |
| CHARLOTTE | 31 |

CHARLOTTE, N.C. - Ari Broussard ran for a career-high 186 yards and two touchdowns, but the Owls could not hold on to a 10-point, fourth quarter lead as Rice fell to Charlotte in overtime, 31-24, Saturday afternoon at Jerry Richardson Stadium.

| Score by Quarters | 1 | 2 | 3 | 4 | OT | F | |
|-------------------|---|---|----|----|----|----|--------------------|
| Rice Owls | 0 | 7 | 10 | 7 | 0 | 24 | Record: (3-6, 2-3) |
| Charlotte 49ers | 7 | 7 | 0 | 10 | 7 | 31 | Record: (5-4, 3-2) |

Scoring Summary

1st 04:37 CHA - Camp 53-yd rec from Reynolds (Cruz kick)
 2nd 11:29 RICE - Broussard 22-yd run (VanSickle kick)
 07:49 CHA - Byrd 1-yd run (Cruz kick)
 3rd 08:01 RICE - VanSickle 25-yard field goal
 02:48 RICE - Myers 1-yd run (VanSickle kick)
 4th 06:35 RICE - Broussard 2-yd run (VanSickle kick)
 04:09 CHA - Cruz 32-yd field goal
 01:14 CHA - Spencer 8-yd pass from Reynolds (Cruz kick)
 OT 00:00 CHA - Spencer 25-yd pass from Reynolds (Cruz kick)

| | RICE | CHA |
|------------------------|---------------|---------------|
| FIRST DOWNS | 23 | 20 |
| Rushing | 8 | 4 |
| Passing | 14 | 13 |
| Penalty | 1 | 3 |
| Rushing Attempts | 42 | 24 |
| Yds Gained Rushing | 230 | 96 |
| Yds Lost Rushing | 15 | 39 |
| NET YDS RUSHING | 215 | 57 |
| NET YDS PASSING | 253 | 292 |
| Comp-Att-Int | 19-35-1 | 20-29-0 |
| TOTAL PLAYS-YDS | 77-468 | 53-349 |
| Fumbles-Lost | 1-0 | 3-2 |
| Penalties-Yards | 12-107 | 2-17 |
| Punts-Avg | 3-96 | 3-121 |
| Punt Ret-Yds-TD | 0-0-0 | 2-23-0 |
| KO Ret-Yds-TD | 0-0-0 | 1-18-0 |
| INT Ret-Yds-TD | 1-0-0 | 0-0-0 |
| Possession Time | 37:16 | 22:44 |
| Third Down Conv | 7 of 17 | 3 of 9 |
| Fourth Down Conv | 2 of 4 | 1 of 1 |
| Red Zone Scores-Att | 3-4 | 3-5 |
| Sacks-Yds | 4-31 | 1-12 |
| Field Goals | 1-2 | 1-2 |

RUSHING: Rice - Ari Broussard 20-186-2; Jordan Myers 7-18-1; Khalan Griffin 11-14; Brendan Suckley 2-6; Jake Constantine 2-(-9). **Charlotte** - Shadrick Byrd 7-54-1; Calvin Camp 6-22; Jarius Mack 2-8; Grant DuBose 1-3; Chris Reynolds 8-(-30).

PASSING: Rice - Jake Constantine 19-35-1-253-0. **Charlotte** - Chris Reynolds 20-29-0-292-3.

RECEIVING: Rice - Jake Bailey 7-143; Cedric Patterson III 4-45; Jordan Myers 3-30; August Pitre III 2-14; Jack Bradley 2-13; Cameron Montgomery 2-8. **Charlotte** - Elijah Spencer 6-77-2; Grant DuBose 6-59; Jarius Mack 3-48; Calvin Camp 2-56-1; Shadrick Byrd 2-47; Keith Pearson, Jr. 1-5.

INTERCEPTIONS: Rice - None. **Charlotte** - Luke Martin 1-0.

FUMBLES: Rice - Jake Constantine 1-0. **Charlotte** - Chris Reynolds 2-2; Jarius Mack 1-0.

SACKS: Rice - Trey Schuman 1.0-9; Antonio Montero 1.0-8; Izeya Floyd 0.5-5; Ikenna Enechukwu 0.5-4; Desmyn Baker 0.5-3; Elijah Garcia 0.5-2. **Charlotte** - Markees Watts 1.0-12.

TACKLES (UA-A): Rice - Kirk Lockhart 3-5; Antonio Montero 4-2; Kenneth Orji 2-4; Desmyn Baker 1-4; Elijah Garcia 1-3; Naeem Smith 1-3; Sean Fresch 1-3; Miles McCord 2-1; Josh Percy 0-3; Trey Schuman 2-0; Plae Wyatt 1-1; Myron Morrison 0-2; Ikenna Enechukwu 0-2; Izeya Floyd 0-2; Ari Broussard 1-0; Jordan Dunbar 1-0; Gabe Taylor 1-0. **Charlotte** - Geo Howard 9-2; Justin Whisenhunt 5-4; Luke Martin 5-4; Marcus Robitaille 4-2; Tyler Murray 2-4; Markees Watts 3-2; Mikel Horton 1-4; Solomon Rogers 1-4; Michael Kelly 1-3; Miguel Jackson 0-3; Jalar Holley 1-1; Doug Newsome 1-1; Trey Creamer 1-1; B.J. Turner 0-2; Tyson Clawson 0-2; Ryan Carriere 1-0; Lance McMillan 0-1.

Nov. 13, 2021 • Rice Stadium • Houston, Texas

| | |
|--|-----------|
|  WKU | 42 |
| RICE | 21 |

HOUSTON - Bailey Zipe threw for 482 yards and five touchdowns to lead WKU to a 42-21 win at Rice Stadium on Saturday, clinching bowl eligibility for the Hilltoppers (6-4) while ending Owls (3-7) hopes for a return to postseason action

| Score by Quarters | 1 | 2 | 3 | 4 | F | |
|-------------------|---|----|---|----|----|--------------------|
| WKU Hilltoppers | 7 | 21 | 0 | 14 | 42 | Record: (6-4, 5-1) |
| Rice Owls | 0 | 0 | 7 | 14 | 21 | Record: (3-7, 2-4) |

Scoring Summary

1st 02:56 WKU - Robichaux 2-yd run (Narveson kick)
 2nd 10:12 WKU - Robichaux 13-yd pass from Zappe (Narveson kick)
 07:36 WKU - Tinsley 65-yd pass from Zappe (Narveson kick)
 06:19 WKU - Smith 7-yd pass from Zappe (Narveson kick)
 3rd 03:16 RICE - Patterson III 23-yd pass from Constantine (VanSickle kick)
 4th 14:56 WKU - Tinsley 9-yd pass from Zappe (Narveson kick)
 11:44 RICE - Griffin 7-yd run (VanSickle kick)
 08:18 WKU - Beljan 5-yd pass from Zappe (Narveson kick)
 00:55 RICE - Otoviano 2-yd run (VanSickle kick)

| | WKU | RICE |
|------------------------|---------------|---------------|
| FIRST DOWNS | 28 | 25 |
| Rushing | 6 | 4 |
| Passing | 20 | 19 |
| Penalty | 2 | 2 |
| Rushing Attempts | 25 | 35 |
| Yds Gained Rushing | 103 | 139 |
| Yds Lost Rushing | 11 | 15 |
| NET YDS RUSHING | 92 | 124 |
| NET YDS PASSING | 495 | 380 |
| Comp-Att-Int | 35-47-2 | 28-50-4 |
| TOTAL PLAYS-YDS | 587-72 | 504-85 |
| Fumbles-Lost | 2-2 | 4-1 |
| Penalties-Yards | 7-75 | 8-80 |
| Punts-Avg | 4-45.0 | 4-28.8 |
| Punt Ret-Yds-TD | 1-8-0 | 1-0-0 |
| KO Ret-Yds-TD | 2-36-0 | 4-69-0 |
| INT Ret-Yds-TD | 4-6-0 | 2-25-0 |
| Possession Time | 24:20 | 35:14 |
| Third Down Conv | 4 of 10 | 7 of 16 |
| Fourth Down Conv | 0 of 0 | 1 of 3 |
| Red Zone Scores-Att | 5-7 | 2-7 |
| Sacks-Yds | 3-12 | 1-10 |
| Field Goals | 0-0 | 0-0 |

RUSHING: WKU - Kye Robichaux 12-61-1; Noah Whittington 7-20; Adam Cofield 3-16; Bailey Zappe 3-(-5). **Rice** - Ari Broussard 15-60; Cameron Montgomery 7-36-1; Khalan Griffin 8-32-1; Juma Otoviano 1-2-1; Jake Constantine 4-(-6).

PASSING: WKU - Bailey Zappe 34-42-1-482-5; Chance McDonald 1-5-1-13-0. **Rice** - Jake Constantine 28-50-4-380-1.

RECEIVING: WKU - Mitchell Tinsley 10-198-2; Jerreth Sterns 7-92; Malachi Corley 5-37; Daewood Davis 4-61; Kye Robichaux 2-39-1; Ben Ratzlaff 2-26; DeAngelo Wilson 1-13; Adam Cofield 1-12; Dalvin Smith 1-7-1; Josh Sterns 1-5; Joey Beljan 1-5-1. **Rice** - August Pitre III 9-133; Cedric Patterson III 7-89-1; Jake Bailey 5-80; Juma Otoviano 2-8; Khalan Griffin 1-20; Jack Bradley 1-17; Cameron Montgomery 1-11; Robert French 1-8; Jaeger Bull 1-3..

INTERCEPTIONS: WKU - Omari Alexander 2-0; Dominique Bradshaw 1-5; Kahlef Hailassie 1-1. **Rice** - Naeem Smith 1-15; Kirk Lockhart 1-10.

FUMBLES: WKU - Kye Robichaux 2-2. **Rice** - August Pitre III 1-1; Jake Constantine 1-0; Cedric Patterson III 1-0; Sean Fresch 1-0.

SACKS: WKU - Darius Shipp 1.0-8; Jaden Hunter 1.0-2; Will Ignont 1.0-1. **Rice** - Desmyn Baker 1.0-10.

TACKLES (UA-A): WKU - Will Ignont 5-1; DeAngelo Malone 2-4; Darius Shipp 5-0; Jaden Hunter 3-2; Kahlef Hailassie 3-2; Antwon Kincade 3-1; Jaques Evans 3-1; Beanie Bishop 3-0; Matthew Flint 3-0; Davion Williams 3-0; Tre Shaw 2-1; Juwan Jones 2-1; Kaleb Oliver 1-1; Cory Munson 1-1; A.J. Brathwaite, Jr. 1-1; Jeremy Darwin 1-1; Lichon Terrell 1-1; Demetrius Cain 1-1; Dominique Bradshaw 0-2; Adam Cofield 1-0; Desmond Johnson 1-0; Miguel Edwards 1-0; Colt Jackson 1-0; Kendrick Simpkins 1-0; Nick Days 1-0; Michael Pitts 0-1. **Rice** - Kirk Lockhart 7-3; Desmyn Baker 6-1; Elijah Garcia 3-3; Sean Fresch 4-1; Gabe Taylor 2-3; Josh Percy 1-4; Naeem Smith 3-1; Miles McCord 2-2; Plae Wyatt 2-2; Kenneth Orji 2-1; Aidan Siano 0-3; Trey Schuman 2-0; Jordan Dunbar 1-0; Jerry Johnson III 1-0; Chike Anigbogu 1-0; Adrian Bickham 1-0; Myron Morrison 0-1; Ikenna Enechukwu 0-1; Isiah Richarson 0-1; Elroyal Morris 0-1.