



Officials: Winston Stith, Brent Meaux, Randy Richardson

UTEP - 71

Record: 1-1

NO.	Name	Min	FG		3P		FT		Rebounds			Fouls		TP	AS	TO	ST	Blocks		+/-
			M-A	M-A	M-A	M-A	OR	DR	TOT	PF	FD	BS	BA							
1	Tyodus Verhoeven	F 30:12	3-5	0-0	2-2	2	3	5	3	2	8	2	1	1	2	0	0	0	0	-16
15	Alfred Hollins	F 15:13	2-4	0-2	0-0	1	1	2	3	0	4	0	0	1	0	0	0	0	-5	
2	Christian Agnew	G 15:48	1-2	0-0	0-1	0	3	3	4	2	2	0	1	0	0	0	0	2		
3	Keonte Kennedy	G 31:36	5-11	1-4	2-2	2	5	7	2	2	13	1	1	3	0	0	0	-7		
24	Jamal Bieniemy	G 34:22	5-15	0-5	3-4	1	2	3	3	2	13	2	3	2	0	0	0	-7		
00	Souley Boum	35:51	7-19	3-7	6-9	0	2	2	4	9	23	0	3	1	0	2	0	-5		
11	Bonke Maring	02:28	0-1	0-0	0-0	0	0	0	0	0	0	0	0	0	0	0	0	-3		
20	Kevin Kalu	09:21	1-2	0-0	0-2	2	2	4	3	2	2	0	0	0	0	0	0	13		
12	Jamari Sibley	22:46	2-2	1-1	1-2	1	1	2	2	1	6	2	0	1	0	0	0	-1		
5	Emmanuel White	02:23	0-0	0-0	0-0	0	0	0	0	1	0	0	0	0	0	0	0	-1		
Team									1	0	1				0					
<b>Totals</b>			26-61	5-19	14-22	10	19	29	24	21	71	7	9	9	2	2			-6	

Shooting By Period		
1 <sup>st</sup> FG%	10-25	40.0%
3PT%	1-9	11.1%
FT%	9-13	69.2%
2 <sup>nd</sup> FG%	16-36	44.4%
3PT%	4-10	40.0%
FT%	5-9	55.6%
GM FG%	26-61	42.6%
3PT%	5-19	26.3%
FT%	14-22	63.6%

Dead Ball Rebounds: 2, 2

Technical Fouls::NONE

New Mexico St. - 77

Record: 2-0

NO.	Name	Min	FG		3P		FT		Rebounds			Fouls		TP	AS	TO	ST	Blocks		+/-
			M-A	M-A	M-A	M-A	OR	DR	TOT	PF	FD	BS	BA							
2	Donnie Tillman	F 24:50	4-7	2-3	2-3	3	5	8	1	4	12	3	1	0	0	0	0	0	22	
13	Will McNair Jr.	F 18:17	1-2	0-1	1-2	2	3	5	3	1	3	1	1	0	0	0	0	-3		
35	Johnny McCants	F 25:45	2-5	0-2	2-4	1	8	9	1	5	6	2	0	0	1	0	11			
0	Teddy Allen	G 38:22	5-13	2-4	1-2	2	5	7	3	3	13	0	3	0	0	1	4			
10	Sir'Jabari Rice	G 28:23	6-11	2-6	1-3	1	1	2	4	3	15	1	2	3	0	1	12			
4	Mario McKinney Jr.	19:42	0-0	0-0	3-6	0	1	1	3	3	3	1	2	1	0	0	-1			
15	Mike Peake	08:28	0-1	0-0	0-0	0	1	1	1	0	0	0	2	0	0	0	-10			
42	Yuat Alok	14:41	6-8	1-2	0-0	1	3	4	1	0	13	1	1	0	1	0	-5			
1	Marchelus Avery	09:16	2-3	1-2	2-2	1	0	1	3	2	7	1	1	0	0	0	9			
12	Virshon Cotton	08:26	0-0	0-0	5-6	0	1	1	1	2	5	0	2	0	0	0	-5			
23	Levar Williams	03:50	0-0	0-0	0-2	0	0	0	0	1	0	0	0	0	0	0	-4			
Team									0	0	0				0					
<b>Totals</b>			26-50	8-20	17-30	11	28	39	21	24	77	10	16	4	2	2		6		

Shooting By Period		
1 <sup>st</sup> FG%	11-24	45.8%
3PT%	4-11	36.4%
FT%	9-14	64.3%
2 <sup>nd</sup> FG%	15-26	57.7%
3PT%	4-9	44.4%
FT%	8-16	50%
GM FG%	26-50	52.0%
3PT%	8-20	40.0%
FT%	17-30	56.7%

Dead Ball Rebounds: 5, 3

Technical Fouls::NONE

	UTEP	NMSU
Biggest lead	1 (1 <sup>st</sup> 14:36)	19 (2 <sup>nd</sup> 7:38)
Best Scoring Run	7(1 <sup>st</sup> 0:30)	9(1 <sup>st</sup> 5:24)
Lead Changes	2	
Times Tied	3	
Time with Lead	00:19	37:56

	UTEP	NMSU
Points from		
Turnovers	15	12
Paint	32	34
Second Chance	13	12
Fast Breaks	5	9
Bench	31	28

	Period by Period Scoring		
	1st	2nd	TOT
UTEP	30	41	71
NMSU	35	42	77



**Period 1**

**Quarter Starters:**

<b>NMSU</b>	0 Allen T	2 Tillman D	10 Rice S	13 McNair Jr. W	35 McCants J
<b>UTEP</b>	1 Verhoeven T	2 Agnew C	3 Kennedy K	15 Hollins A	24 Bieniemy J

Game Time	NMSU	Score	Diff	UTEP
20:00	13 MCNAIR JR. W jumpball won			1 VERHOEVEN T jumpball lost
19:43	35 MCCANTS J 2pt FG in the paint, layup missed			
19:40	0 ALLEN T offensive rebound (1)			
19:38	0 ALLEN T 2pt FG second chance in the paint, layup made (2)	<b>2-0</b>	<b>2</b>	
19:26	10 RICE S foul drawn (1)			24 BIENIEMY J foul offensive (1 - 1)
19:26				24 BIENIEMY J turnover offensive (1)
19:11	2 TILLMAN D 2pt FG from turnover in the paint, dunk, made (2)	<b>4-0</b>	<b>4</b>	
19:11	13 MCNAIR JR. W assist (1)			
18:50				15 HOLLINS A 3pt FG , jump shot missed
18:47				24 BIENIEMY J offensive rebound (1)
18:45				24 BIENIEMY J 3pt FG second chance, jump shot missed
18:43	2 TILLMAN D defensive rebound (1)			
18:25	2 TILLMAN D turnover out of bounds (1)			
18:25				2 AGNEW C substitution out
18:25				15 HOLLINS A substitution out
18:25				00 BOUM S substitution in
18:25				11 MARING B substitution in
18:03				00 BOUM S 3pt FG from turnover, jump shot missed
18:00	13 MCNAIR JR. W defensive rebound (1)			
17:55	2 TILLMAN D 3pt FG , jump shot missed			
17:50	13 MCNAIR JR. W offensive rebound (2)			
17:42	35 MCCANTS J 3pt FG second chance, jump shot missed			
17:39	0 ALLEN T offensive rebound (2)			
17:39	0 ALLEN T 2pt FG second chance in the paint, layup blocked			
17:39				1 VERHOEVEN T block (1)
17:35				1 VERHOEVEN T defensive rebound (1)
17:30		<b>4-2</b>	<b>2</b>	00 BOUM S 2pt FG outside the paint, jump shot made (2)
17:30				1 VERHOEVEN T assist (1)
17:15	10 RICE S turnover dribbling violation (1)			
16:58	10 RICE S steal (1)			00 BOUM S turnover bad pass (1)
16:53	10 RICE S 3pt FG fast break from turnover, jump shot made (3)	<b>7-2</b>	<b>5</b>	
16:41	2 TILLMAN D foul shooting (1 - 1)			00 BOUM S foul drawn (1)
16:41				00 BOUM S free throw 1 - 2 missed
16:41				offensive dead ball rebound (1)
16:41		<b>7-3</b>	<b>4</b>	00 BOUM S free throw 2 - 2 made (3)
16:41				11 MARING B substitution out
16:41				20 KALU K substitution in
16:30	10 RICE S turnover bad pass (2)			3 KENNEDY K steal (1)
16:24				3 KENNEDY K turnover lost ball (1)
16:24	2 TILLMAN D substitution out			
16:24	10 RICE S substitution out			
16:24	4 MCKINNEY JR. M substitution in			
16:24	15 PEAKE M substitution in			



**UTEP at New Mexico St.**

11/13/21 Pan American Center, Las Cruces  
NM State vs. UTEP

**Game Time:** 7:00 PM  
**Game Duration:** 2:11  
**Attendance:** 8,089

**Officials:** Winston Stith, Brent Meaux, Randy Richardson

Game Time	NMSU	Score	Diff	UTEP
16:24				1 VERHOEVEN T substitution out
16:24				12 SIBLEY J substitution in
16:10	4 MCKINNEY JR. M turnover lost ball (1)			3 KENNEDY K steal (2)
16:04				24 BIENIEMY J 3pt FG from turnover, jump shot missed
16:01	15 PEAKE M defensive rebound (1)			
15:45	13 MCNAIR JR. W turnover bad pass (1)			24 BIENIEMY J steal (1)
15:36				3 KENNEDY K 2pt FG from turnover outside the paint, jump shot missed
15:34	35 MCCANTS J defensive rebound (1)			
15:24	0 ALLEN T 2pt FG in the paint, turnaround jump shot missed			
15:20				24 BIENIEMY J defensive rebound (2)
15:10	13 MCNAIR JR. W foul shooting (1 - 2)			00 BOUM S foul drawn (2)
15:10	Timeout media			
15:10	13 MCNAIR JR. W substitution out			
15:10	42 ALOK Y substitution in			
15:10				3 KENNEDY K substitution out
15:10				2 AGNEW C substitution in
15:10		<b>7-4</b>	<b>3</b>	00 BOUM S free throw 1 - 2 made (4)
15:10				00 BOUM S free throw 2 - 2 missed
15:10	42 ALOK Y defensive rebound (1)			
15:10	42 ALOK Y turnover lost ball (1)			12 SIBLEY J steal (1)
15:10		<b>7-6</b>	<b>1</b>	00 BOUM S 2pt FG from turnover in the paint, layup made (6)
15:10				12 SIBLEY J assist (1)
14:44	15 PEAKE M turnover bad pass (1)			
14:36		<b>7-8</b>	<b>-1</b>	24 BIENIEMY J 2pt FG from turnover in the paint, layup made (2)
14:17	0 ALLEN T foul drawn (1)			20 KALU K foul shooting (1 - 2)
14:17	4 MCKINNEY JR. M free throw 1 - 2 missed			
14:17	offensive dead ball rebound (1)			
14:17	0 ALLEN T substitution out			
14:17	10 RICE S substitution in			
14:17				20 KALU K substitution out
14:17				1 VERHOEVEN T substitution in
14:17	4 MCKINNEY JR. M free throw 2 - 2 made (1)	<b>8-8</b>	<b>0</b>	
14:08				2 AGNEW C 2pt FG in the paint, floating jump shot missed
14:04	42 ALOK Y defensive rebound (2)			
13:44	35 MCCANTS J 2pt FG in the paint, hook shot made (2)	<b>10-8</b>	<b>2</b>	
13:32	10 RICE S foul personal (1 - 3)			00 BOUM S foul drawn (3)
13:32	35 MCCANTS J substitution out			
13:32	2 TILLMAN D substitution in			
13:24				00 BOUM S 3pt FG , jump shot missed
13:19	2 TILLMAN D defensive rebound (2)			
13:16	15 PEAKE M turnover (2)			
13:16				2 AGNEW C substitution out
13:16				12 SIBLEY J substitution out
13:16				3 KENNEDY K substitution in
13:16				15 HOLLINS A substitution in
13:06		<b>10-10</b>	<b>0</b>	15 HOLLINS A 2pt FG from turnover in the paint, layup made (2)
12:43	2 TILLMAN D foul drawn (1)			00 BOUM S foul personal (1 - 3)
12:43	15 PEAKE M substitution out			



**UTEP at New Mexico St.**

11/13/21 Pan American Center, Las Cruces  
 NM State vs. UTEP

**Game Time:** 7:00 PM  
**Game Duration:** 2:11  
**Attendance:** 8,089

**Officials:** Winston Stith, Brent Meaux, Randy Richardson

Game Time	NMSU	Score	Diff	UTEP
12:43	0 ALLEN T substitution in			
12:38	0 ALLEN T 2pt FG in the paint, layup missed			
12:34	42 ALOK Y offensive rebound (3)			
12:33	42 ALOK Y 2pt FG second chance in the paint, layup made (2)	<b>12-10</b>	<b>2</b>	
12:20				00 BOUM S 2pt FG in the paint, layup missed
12:16				15 HOLLINS A offensive rebound (1)
12:15		<b>12-12</b>	<b>0</b>	15 HOLLINS A 2pt FG second chance in the paint, layup made (4)
11:58	42 ALOK Y 3pt FG , jump shot made (5)	<b>15-12</b>	<b>3</b>	
11:58	2 TILLMAN D assist (1)			
11:36	4 MCKINNEY JR. M foul personal (1 - 4)			00 BOUM S foul drawn (4)
11:36	42 ALOK Y substitution out			
11:36	13 MCNAIR JR. W substitution in			
11:36				1 VERHOEVEN T substitution out
11:36				11 MARING B substitution in
11:31	10 RICE S steal (2)			00 BOUM S turnover lost ball (2)
11:22	0 ALLEN T 2pt FG from turnover in the paint, driving layup made (4)	<b>17-12</b>	<b>5</b>	
11:05				11 MARING B 2pt FG outside the paint, turnaround jump shot missed
11:01	13 MCNAIR JR. W defensive rebound (3)			
10:55	0 ALLEN T 3pt FG , jump shot missed			
10:52	2 TILLMAN D offensive rebound (3)			
10:52	2 TILLMAN D foul drawn (2)			15 HOLLINS A foul shooting (1 - 4)
10:52	2 TILLMAN D free throw 1 - 2 made (3)	<b>18-12</b>	<b>6</b>	
10:52	4 MCKINNEY JR. M substitution out			
10:52	1 AVERY M substitution in			
10:52				00 BOUM S substitution out
10:52				11 MARING B substitution out
10:52				1 VERHOEVEN T substitution in
10:52				2 AGNEW C substitution in
10:52	2 TILLMAN D free throw 2 - 2 made (4)	<b>19-12</b>	<b>7</b>	
10:35		<b>19-14</b>	<b>5</b>	24 BIENIEMY J 2pt FG outside the paint, pull up jump shot made (4)
10:00	turnover shot clock (9)			
09:50				15 HOLLINS A 3pt FG from turnover, pull up jump shot missed
09:48	defensive dead ball rebound (2)			
09:23	13 MCNAIR JR. W 3pt FG , jump shot missed			
09:20				defensive dead ball rebound (2)
09:04		<b>19-16</b>	<b>3</b>	1 VERHOEVEN T 2pt FG in the paint, hook shot made (2)
08:49	0 ALLEN T foul drawn (2)			2 AGNEW C foul personal (1 - 5)
08:49	13 MCNAIR JR. W substitution out			
08:49	35 MCCANTS J substitution in			
08:49				15 HOLLINS A substitution out
08:49				12 SIBLEY J substitution in
08:37	2 TILLMAN D foul drawn (3)			12 SIBLEY J foul personal (1 - 6)
08:32	0 ALLEN T 3pt FG , jump shot missed			
08:32				2 AGNEW C defensive rebound (1)
08:32	10 RICE S foul personal (2 - 5)			2 AGNEW C foul drawn (1)
08:18	35 MCCANTS J foul drawn (1)			2 AGNEW C foul offensive (2 - 7)



**UTEP at New Mexico St.**

11/13/21 Pan American Center, Las Cruces  
NM State vs. UTEP

**Game Time:** 7:00 PM  
**Game Duration:** 2:11  
**Attendance:** 8,089

**Officials:** Winston Stith, Brent Meaux, Randy Richardson

Game Time	NMSU	Score	Diff	UTEP
08:18				2 AGNEW C turnover offensive (1)
08:18				2 AGNEW C substitution out
08:18				00 BOUM S substitution in
08:18	10 RICE S substitution out			
08:18	4 MCKINNEY JR. M substitution in			
08:03	1 AVERY M 3pt FG from turnover, jump shot made (3)	<b>22-16</b>	<b>6</b>	
07:39				00 BOUM S 3pt FG , jump shot missed
07:35	35 MCCANTS J defensive rebound (2)			
07:24	0 ALLEN T 3pt FG , jump shot made (7)	<b>25-16</b>	<b>9</b>	
07:24	35 MCCANTS J assist (1)			
07:08	1 AVERY M foul personal (1 - 6)			1 VERHOEVEN T foul drawn (1)
07:08	Timeout media			
07:01				3 KENNEDY K 2pt FG outside the paint, jump shot missed
06:57	2 TILLMAN D defensive rebound (4)			
06:35	2 TILLMAN D 2pt FG in the paint, layup missed			
06:31				1 VERHOEVEN T defensive rebound (2)
06:22				24 BIENIEMY J 2pt FG outside the paint, step back jump shot missed
06:18	35 MCCANTS J defensive rebound (3)			
06:09	1 AVERY M 3pt FG , jump shot missed			
06:05				1 VERHOEVEN T defensive rebound (3)
05:49	4 MCKINNEY JR. M foul personal (2 - 7)			00 BOUM S foul drawn (5)
05:49	2 TILLMAN D substitution out			
05:49	4 MCKINNEY JR. M substitution out			
05:49	12 COTTON V substitution in			
05:49	13 MCNAIR JR. W substitution in			
05:48				00 BOUM S 1&1 free throw 1 missed
05:46	35 MCCANTS J defensive rebound (4)			
05:40	1 AVERY M foul drawn (1)			1 VERHOEVEN T foul personal (1 - 8)
05:40	12 COTTON V 1&1 free throw 1 made (1)	<b>26-16</b>	<b>10</b>	
05:40	12 COTTON V 1&1 free throw 2 missed			
05:40	1 AVERY M offensive rebound (1)			
05:24	1 AVERY M foul drawn (2)			12 SIBLEY J foul personal (2 - 9)
05:24	1 AVERY M 1&1 free throw 1 made (4)	<b>27-16</b>	<b>11</b>	
05:24				12 SIBLEY J substitution out
05:24				15 HOLLINS A substitution in
05:24	1 AVERY M 1&1 free throw 2 made (5)	<b>28-16</b>	<b>12</b>	
05:14		<b>28-18</b>	<b>10</b>	1 VERHOEVEN T 2pt FG in the paint, layup made (4)
04:47	13 MCNAIR JR. W 2pt FG in the paint, hook shot made (2)	<b>30-18</b>	<b>12</b>	
04:47	1 AVERY M assist (1)			
04:24	12 COTTON V foul personal (1 - 8)			24 BIENIEMY J foul drawn (1)
04:24		<b>30-19</b>	<b>11</b>	24 BIENIEMY J 1&1 free throw 1 made (5)
04:24		<b>30-20</b>	<b>10</b>	24 BIENIEMY J 1&1 free throw 2 made (6)
04:12	35 MCCANTS J foul drawn (2)			15 HOLLINS A foul personal (2 - 10)
04:12	35 MCCANTS J free throw 1 - 2 made (3)	<b>31-20</b>	<b>11</b>	
04:12	35 MCCANTS J free throw 2 - 2 missed			
04:11				defensive dead ball rebound (3)
04:11	0 ALLEN T foul personal (1 - 9)			1 VERHOEVEN T foul drawn (2)
04:11		<b>31-21</b>	<b>10</b>	1 VERHOEVEN T 1&1 free throw 1 made (5)



**UTEP at New Mexico St.**

11/13/21 Pan American Center, Las Cruces  
NM State vs. UTEP

**Game Time:** 7:00 PM  
**Game Duration:** 2:11  
**Attendance:** 8,089

**Officials:** Winston Stith, Brent Meaux, Randy Richardson

Game Time	NMSU	Score	Diff	UTEP
04:11		<b>31-22</b>	<b>9</b>	1 VERHOEVEN T 1&1 free throw 2 made (6)
03:51	1 AVERY M turnover lost ball (1)			
03:50	13 MCNAIR JR. W foul personal (2 - 10)			24 BIENIEMY J foul drawn (2)
03:50	Timeout media			
03:50	1 AVERY M substitution out			
03:50	12 COTTON V substitution out			
03:50	13 MCNAIR JR. W substitution out			
03:50	4 MCKINNEY JR. M substitution in			
03:50	23 WILLIAMS L substitution in			
03:50	42 ALOK Y substitution in			
03:49				24 BIENIEMY J free throw fast break 1 - 2 missed
03:49				offensive dead ball rebound (4)
03:49		<b>31-23</b>	<b>8</b>	24 BIENIEMY J free throw fast break 2 - 2 made (7)
03:24	0 ALLEN T turnover lost ball (1)			15 HOLLINS A steal (1)
03:07				3 KENNEDY K 3pt FG from turnover, jump shot missed
03:05	defensive dead ball rebound (3)			
03:05	4 MCKINNEY JR. M substitution out			
03:05	12 COTTON V substitution in			
02:36	0 ALLEN T 2pt FG in the paint, driving layup missed			
02:33				3 KENNEDY K defensive rebound (1)
02:30				00 BOUM S 2pt FG in the paint, layup missed
02:27	35 MCCANTS J defensive rebound (5)			
02:02	42 ALOK Y 2pt FG outside the paint, hook shot made (7)	<b>33-23</b>	<b>10</b>	
01:49		<b>33-25</b>	<b>8</b>	24 BIENIEMY J 2pt FG outside the paint, floating jump shot made (9)
01:39	42 ALOK Y 3pt FG , jump shot missed			
01:35				3 KENNEDY K defensive rebound (2)
01:10		<b>33-28</b>	<b>5</b>	3 KENNEDY K 3pt FG , jump shot made (3)
01:10				1 VERHOEVEN T assist (2)
01:06	Timeout 30 Sec			
01:06	42 ALOK Y substitution out			
01:06	2 TILLMAN D substitution in			
00:56	23 WILLIAMS L foul drawn (1)			24 BIENIEMY J foul personal (2 - 11)
00:56	23 WILLIAMS L free throw 1 - 2 missed			
00:56	offensive dead ball rebound (4)			
00:30	35 MCCANTS J foul personal (1 - 11)			00 BOUM S foul drawn (6)
00:55	23 WILLIAMS L free throw 2 - 2 missed			
00:53				15 HOLLINS A defensive rebound (2)
00:30		<b>33-29</b>	<b>4</b>	00 BOUM S free throw 1 - 2 made (7)
00:30				24 BIENIEMY J substitution out
00:30				2 AGNEW C substitution in
00:30		<b>33-30</b>	<b>3</b>	00 BOUM S free throw 2 - 2 made (8)
00:08	12 COTTON V foul drawn (1)			2 AGNEW C foul personal (3 - 12)
00:08	12 COTTON V free throw 1 - 2 made (2)	<b>34-30</b>	<b>4</b>	
00:08	0 ALLEN T substitution out			
00:08	15 PEAKE M substitution in			
00:08				2 AGNEW C substitution out
00:08				24 BIENIEMY J substitution in
00:08	12 COTTON V free throw 2 - 2 made (3)	<b>35-30</b>	<b>5</b>	



Official Basketball Play by Play - First Half

**UTEP at New Mexico St.**

11/13/21 Pan American Center, Las Cruces  
NM State vs. UTEP

**Game Time:** 7:00 PM  
**Game Duration:** 2:11  
**Attendance:** 8,089

**Officials:** Winston Stith, Brent Meaux, Randy Richardson

Game Time	NMSU	Score	Diff	UTEP
00:04	35 MCCANTS J foul drawn (3)			00 BOUM S foul offensive (2 - 13)
00:04				00 BOUM S turnover offensive (3)
00:03	15 PEAKE M substitution out			
00:03	0 ALLEN T substitution in			
00:03				24 BIENIEMY J substitution out
00:03				5 WHITE E substitution in
00:00	12 COTTON V substitution out			
00:00	23 WILLIAMS L substitution out			
00:00	10 RICE S substitution in			
00:00	13 MCNAIR JR. W substitution in			
00:00				5 WHITE E substitution out
00:00				24 BIENIEMY J substitution in
<b>END OF PERIOD</b>				
<b>NMSU 35-30 UTEP</b>				



**UTEP at New Mexico St.**

11/13/21 Pan American Center, Las Cruces  
NM State vs. UTEP

Game Time: 7:00 PM  
Game Duration: 2:11  
Attendance: 8,089

Officials: Winston Stith, Brent Meaux, Randy Richardson

**UTEP - 30**

NO.	Name	Min	FG			Rebounds			Fouls		TP	AS	TO	ST	Blocks		+/-
			M-A	M-A	M-A	OR	DR	TOT	PF	FD					BS	BA	
1	Tyodus Verhoeven	F 17:09	2-2	0-0	2-2	0	3	3	1	2	6	2	0	0	1	0	-7
15	Alfred Hollins	F 11:26	2-4	0-2	0-0	1	1	2	2	0	4	0	0	1	0	0	1
2	Christian Agnew	G 06:26	0-1	0-0	0-0	0	1	1	3	1	0	0	1	0	0	0	1
3	Keonte Kennedy	G 18:06	1-4	1-2	0-0	0	2	2	0	0	3	0	1	2	0	0	-7
24	Jamal Bieniemy	G 19:33	3-6	0-2	3-4	1	1	2	2	2	9	0	1	1	0	0	-5
00	Souley Boum	15:51	2-7	0-3	4-7	0	0	0	2	6	8	0	3	0	0	0	-4
11	Bonke Maring	02:28	0-1	0-0	0-0	0	0	0	0	0	0	0	0	0	0	0	-3
20	Kevin Kalu	02:24	0-0	0-0	0-0	0	0	0	1	0	0	0	0	0	0	0	5
12	Jamari Sibley	06:33	0-0	0-0	0-0	0	0	0	2	0	0	1	0	1	0	0	-6
5	Emmanuel White	00:04	0-0	0-0	0-0	0	0	0	0	0	0	0	0	0	0	0	0
Team						0	0	0			0		0				
<b>Totals</b>			10-25	1-9	9-13	2	8	10	13	11	30	3	6	5	1	0	-5

Shooting By Period		
1 <sup>st</sup> FG%	10-25	40.0%
3PT%	1-9	11.1%
FT%	9-13	69.2%
GM FG%	10-25	40.0%
3PT%	1-9	11.1%
FT%	9-13	69.2%

Dead Ball Rebounds: 2, 2

Technical Fouls::NONE

**New Mexico St. - 35**

NO.	Name	Min	FG			Rebounds			Fouls		TP	AS	TO	ST	Blocks		+/-
			M-A	M-A	M-A	OR	DR	TOT	PF	FD					BS	BA	
2	Donnie Tillman	F 12:25	1-3	0-1	2-2	1	3	4	1	3	4	1	1	0	0	0	11
13	Will McNair Jr.	F 09:36	1-2	0-1	0-0	1	2	3	2	0	2	1	1	0	0	0	4
35	Johnny McCants	F 15:17	1-3	0-1	1-2	0	5	5	1	3	3	1	0	0	0	0	4
0	Teddy Allen	G 18:22	3-9	1-3	0-0	2	0	2	1	2	7	0	1	0	0	1	3
10	Sir'Jabari Rice	G 09:35	1-1	1-1	0-0	0	0	0	2	1	3	0	2	2	0	0	8
4	Mario McKinney Jr.	08:46	0-0	0-0	1-2	0	0	0	2	0	1	0	1	0	0	0	7
15	Mike Peake	03:45	0-0	0-0	0-0	0	1	1	0	0	0	0	2	0	0	0	-3
42	Yuat Alok	06:18	3-4	1-2	0-0	1	2	3	0	0	7	0	1	0	0	0	-5
1	Marchelus Avery	07:02	1-2	1-2	2-2	1	0	1	1	2	5	1	1	0	0	0	3
12	Virshon Cotton	05:04	0-0	0-0	3-4	0	0	0	1	1	3	0	0	0	0	0	-3
23	Levar Williams	03:50	0-0	0-0	0-2	0	0	0	0	1	0	0	0	0	0	0	-4
Team						0	0	0			0		1				
<b>Totals</b>			11-24	4-11	9-14	6	13	19	11	13	35	4	11	2	0	1	5

Shooting By Period		
1 <sup>st</sup> FG%	11-24	45.8%
3PT%	4-11	36.4%
FT%	9-14	64.3%
GM FG%	11-24	45.8%
3PT%	4-11	36.4%
FT%	9-14	64.3%

Dead Ball Rebounds: 2, 2

Technical Fouls::NONE

	UTEP	NMSU
Biggest lead	1 (1 <sup>st</sup> 14:36)	12 (1 <sup>st</sup> 5:24)
Best Scoring Run	7(1 <sup>st</sup> 0:30)	9(1 <sup>st</sup> 5:24)
Lead Changes	2	
Times Tied	3	
Time with Lead	00:19	17:56

Points from	UTEP	NMSU
Turnovers	7	10
Paint	12	12
Second Chance	2	6
Fast Breaks	1	4
Bench	8	16

	Period by Period Scoring		
	1st	2nd	TOT
UTEP	30	41	71
NMSU	35	42	77



**UTEP at New Mexico St.**

11/13/21 Pan American Center, Las Cruces  
NM State vs. UTEP

**Game Time:** 7:00 PM  
**Game Duration:** 2:11  
**Attendance:** 8,089

**Officials:** Winston Stith, Brent Meaux, Randy Richardson

**Period 2**

**Quarter Starters:**

<b>NMSU</b>	0 Allen T	2 Tillman D	35 McCants J	10 Rice S	13 McNair Jr. W
<b>UTEP</b>	00 Boum S	1 Verhoeven T	3 Kennedy K	15 Hollins A	24 Bieniemy J

Game Time	NMSU	Score	Diff	UTEP
19:36				00 BOUM S 2pt FG outside the paint, jump shot blocked
19:36	35 MCCANTS J block (1)			
19:29	0 ALLEN T defensive rebound (3)			
19:20	10 RICE S 3pt FG , jump shot made (6)	<b>38-30</b>	<b>8</b>	
18:58		<b>38-32</b>	<b>6</b>	3 KENNEDY K 2pt FG outside the paint, jump shot made (5)
18:43	13 MCNAIR JR. W foul drawn (1)			1 VERHOEVEN T foul shooting (2 - 1)
18:43	13 MCNAIR JR. W free throw 1 - 2 missed			
18:43	offensive dead ball rebound (5)			
18:43	13 MCNAIR JR. W free throw 2 - 2 made (3)	<b>39-32</b>	<b>7</b>	
18:23				3 KENNEDY K 2pt FG in the paint, floating jump shot missed
18:20	0 ALLEN T defensive rebound (4)			
18:14	0 ALLEN T turnover bad pass (2)			3 KENNEDY K steal (3)
17:58				24 BIENIEMY J 3pt FG from turnover, jump shot missed
17:54	35 MCCANTS J defensive rebound (6)			
17:46	10 RICE S 2pt FG in the paint, driving layup made (8)	<b>41-32</b>	<b>9</b>	
17:46				Timeout 30 Sec
17:46				Timeout media
17:46				15 HOLLINS A substitution out
17:46				12 SIBLEY J substitution in
17:29				24 BIENIEMY J 2pt FG outside the paint, jump shot missed
17:24	10 RICE S defensive rebound (1)			
17:25	10 RICE S foul drawn (2)			3 KENNEDY K foul shooting (1 - 2)
17:25	10 RICE S free throw fast break 1 - 2 missed			
17:25	offensive dead ball rebound (6)			
17:24	10 RICE S free throw fast break 2 - 2 missed			
17:22				3 KENNEDY K defensive rebound (3)
17:08	13 MCNAIR JR. W foul shooting (3 - 1)			12 SIBLEY J foul drawn (1)
17:08		<b>41-33</b>	<b>8</b>	12 SIBLEY J free throw 1 - 2 made (1)
17:08	13 MCNAIR JR. W substitution out			
17:08	42 ALOK Y substitution in			
17:08				12 SIBLEY J free throw 2 - 2 missed
17:04	0 ALLEN T defensive rebound (5)			
17:00	10 RICE S 2pt FG fast break in the paint, driving layup made (10)	<b>43-33</b>	<b>10</b>	
16:47	42 ALOK Y foul shooting (1 - 2)			3 KENNEDY K foul drawn (1)
16:47		<b>43-34</b>	<b>9</b>	3 KENNEDY K free throw 1 - 2 made (6)
16:47		<b>43-35</b>	<b>8</b>	3 KENNEDY K free throw 2 - 2 made (7)
16:25	42 ALOK Y 2pt FG in the paint, layup made (9)	<b>45-35</b>	<b>10</b>	
16:25	2 TILLMAN D assist (2)			
16:18				00 BOUM S 2pt FG in the paint, layup blocked
16:18	42 ALOK Y block (1)			
16:18				offensive rebound (12)
16:18	10 RICE S substitution out			



**UTEP at New Mexico St.**

11/13/21 Pan American Center, Las Cruces  
 NM State vs. UTEP

**Game Time:** 7:00 PM  
**Game Duration:** 2:11  
**Attendance:** 8,089

**Officials:** Winston Stith, Brent Meaux, Randy Richardson

Game Time	NMSU	Score	Diff	UTEP
16:18	4 MCKINNEY JR. M substitution in			
16:18				1 VERHOEVEN T substitution out
16:18				3 KENNEDY K substitution out
16:18				2 AGNEW C substitution in
16:18				20 KALU K substitution in
16:15		<b>45-38</b>	<b>7</b>	00 BOUM S 3pt FG second chance, jump shot made (11)
16:15				24 BIENIEMY J assist (1)
15:45	42 ALOK Y 2pt FG in the paint, turnaround jump shot made (11)	<b>47-38</b>	<b>9</b>	
15:45	2 TILLMAN D assist (3)			
15:20		<b>47-40</b>	<b>7</b>	20 KALU K 2pt FG in the paint, layup made (2)
15:20				12 SIBLEY J assist (2)
15:20	0 ALLEN T foul shooting (2 - 3)			20 KALU K foul drawn (1)
15:20	Timeout media			
15:20	2 TILLMAN D substitution out			
15:20	10 RICE S substitution in			
15:19				20 KALU K free throw 1 - 1 missed
15:18	35 MCCANTS J defensive rebound (7)			
15:14	42 ALOK Y 2pt FG fast break in the paint, alleyoop made (13)	<b>49-40</b>	<b>9</b>	
15:14	4 MCKINNEY JR. M assist (1)			
14:39				24 BIENIEMY J 2pt FG in the paint, floating jump shot missed
14:35	35 MCCANTS J defensive rebound (8)			
14:27	35 MCCANTS J 3pt FG , jump shot missed			
14:20				20 KALU K defensive rebound (1)
14:04	4 MCKINNEY JR. M foul drawn (1)			24 BIENIEMY J foul offensive (3 - 3)
14:04				24 BIENIEMY J turnover offensive (2)
14:04				20 KALU K substitution out
14:04				1 VERHOEVEN T substitution in
14:04	35 MCCANTS J substitution out			
14:04	2 TILLMAN D substitution in			
13:43	2 TILLMAN D 2pt FG from turnover in the paint, layup missed			
13:40				2 AGNEW C defensive rebound (2)
13:35				1 VERHOEVEN T 2pt FG in the paint, layup missed
13:27				12 SIBLEY J offensive rebound (1)
13:27		<b>49-42</b>	<b>7</b>	12 SIBLEY J 2pt FG second chance in the paint, layup made (3)
13:15	2 TILLMAN D 3pt FG , jump shot made (7)	<b>52-42</b>	<b>10</b>	
13:15	42 ALOK Y assist (1)			
12:53				24 BIENIEMY J 3pt FG , jump shot missed
12:50	42 ALOK Y defensive rebound (4)			
12:40	10 RICE S 2pt FG in the paint, layup blocked			
12:40				1 VERHOEVEN T block (2)
12:40				24 BIENIEMY J defensive rebound (3)
12:34	10 RICE S steal (3)			24 BIENIEMY J turnover bad pass (3)
12:23	0 ALLEN T 2pt FG from turnover in the paint, jump shot made (9)	<b>54-42</b>	<b>12</b>	
12:07		<b>54-44</b>	<b>10</b>	00 BOUM S 2pt FG in the paint, layup made (13)
12:07				Timeout 30 Sec
12:07	Timeout media			
12:07	42 ALOK Y substitution out			
12:07	35 MCCANTS J substitution in			
12:07				12 SIBLEY J substitution out



**UTEP at New Mexico St.**

11/13/21 Pan American Center, Las Cruces  
NM State vs. UTEP

**Game Time:** 7:00 PM  
**Game Duration:** 2:11  
**Attendance:** 8,089

**Officials:** Winston Stith, Brent Meaux, Randy Richardson

Game Time	NMSU	Score	Diff	UTEP
12:07				24 BIENIEMY J substitution out
12:07				3 KENNEDY K substitution in
12:07				15 HOLLINS A substitution in
11:41	35 MCCANTS J 2pt FG in the paint, layup made (5)	<b>56-44</b>	<b>12</b>	
11:41	10 RICE S assist (1)			
11:25	4 MCKINNEY JR. M foul personal (3 - 4)			3 KENNEDY K foul drawn (2)
11:25	4 MCKINNEY JR. M substitution out			
11:25	1 AVERY M substitution in			
11:17		<b>56-47</b>	<b>9</b>	00 BOUM S 3pt FG , step back jump shot made (16)
10:39	10 RICE S 3pt FG , jump shot missed			
10:39	35 MCCANTS J offensive rebound (9)			
10:39	35 MCCANTS J foul drawn (4)			00 BOUM S foul personal (3 - 4)
10:36	0 ALLEN T foul drawn (3)			3 KENNEDY K foul shooting (2 - 5)
10:36	0 ALLEN T free throw 1 - 2 made (10)	<b>57-47</b>	<b>10</b>	
10:34	0 ALLEN T free throw 2 - 2 missed			
10:34	10 RICE S offensive rebound (2)			
10:34	10 RICE S 2pt FG second chance in the paint, layup made (12)	<b>59-47</b>	<b>12</b>	
10:34	10 RICE S foul drawn (3)			15 HOLLINS A foul shooting (3 - 6)
10:34				15 HOLLINS A substitution out
10:34				12 SIBLEY J substitution in
10:34	10 RICE S free throw 1 - 1 made (13)	<b>60-47</b>	<b>13</b>	
10:13				00 BOUM S 2pt FG outside the paint, jump shot missed
10:09	2 TILLMAN D defensive rebound (5)			
09:58	1 AVERY M 2pt FG in the paint, step back jump shot made (7)	<b>62-47</b>	<b>15</b>	
09:35				3 KENNEDY K 3pt FG , jump shot missed
09:32	0 ALLEN T defensive rebound (6)			
09:26	2 TILLMAN D 3pt FG , jump shot made (10)	<b>65-47</b>	<b>18</b>	
09:26	35 MCCANTS J assist (2)			
09:25				Timeout 60 Sec
09:25	10 RICE S substitution out			
09:25	4 MCKINNEY JR. M substitution in			
09:25				2 AGNEW C substitution out
09:25				3 KENNEDY K substitution out
09:25				5 WHITE E substitution in
09:25				24 BIENIEMY J substitution in
09:15	1 AVERY M foul personal (2 - 5)			00 BOUM S foul drawn (7)
09:11	1 AVERY M foul personal (3 - 6)			5 WHITE E foul drawn (1)
09:11	1 AVERY M substitution out			
09:11	10 RICE S substitution in			
09:11	35 MCCANTS J substitution out			
09:11	13 MCNAIR JR. W substitution in			
09:08		<b>65-49</b>	<b>16</b>	1 VERHOEVEN T 2pt FG in the paint, layup made (8)
09:08				24 BIENIEMY J assist (2)
08:39	0 ALLEN T 2pt FG outside the paint, step back jump shot missed			
08:36	2 TILLMAN D offensive rebound (6)			
08:31	2 TILLMAN D 2pt FG second chance in the paint, layup made (12)	<b>67-49</b>	<b>18</b>	
08:07		<b>67-51</b>	<b>16</b>	24 BIENIEMY J 2pt FG outside the paint, turnaround jump shot made (11)
07:38	0 ALLEN T 3pt FG , step back jump shot made (13)	<b>70-51</b>	<b>19</b>	



**UTEP at New Mexico St.**

11/13/21 Pan American Center, Las Cruces  
NM State vs. UTEP

**Game Time:** 7:00 PM  
**Game Duration:** 2:11  
**Attendance:** 8,089

**Officials:** Winston Stith, Brent Meaux, Randy Richardson

Game Time	NMSU	Score	Diff	UTEP
07:16	4 MCKINNEY JR. M steal (1)			1 VERHOEVEN T turnover bad pass (1)
07:10	10 RICE S 3pt FG from turnover, jump shot missed			
07:07	2 TILLMAN D offensive rebound (7)			
07:06	2 TILLMAN D foul drawn (4)			1 VERHOEVEN T foul personal (3 - 7)
07:06	Timeout media			
07:06	4 MCKINNEY JR. M substitution out			
07:06	13 MCNAIR JR. W substitution out			
07:06	12 COTTON V substitution in			
07:06	42 ALOK Y substitution in			
07:06				5 WHITE E substitution out
07:06				3 KENNEDY K substitution in
07:05	2 TILLMAN D 1&1 free throw 1 missed			
07:04				00 BOUM S defensive rebound (1)
06:39				1 VERHOEVEN T 2pt FG in the paint, hook shot missed
06:35	2 TILLMAN D defensive rebound (8)			
06:24	12 COTTON V turnover bad pass (1)			1 VERHOEVEN T steal (1)
06:19	10 RICE S foul shooting (3 - 7)			00 BOUM S foul drawn (8)
06:19		<b>70-52</b>	<b>18</b>	00 BOUM S free throw 1 - 2 made (17)
06:19	2 TILLMAN D substitution out			
06:19	15 PEAKE M substitution in			
06:19				1 VERHOEVEN T substitution out
06:19				20 KALU K substitution in
06:19		<b>70-53</b>	<b>17</b>	00 BOUM S free throw 2 - 2 made (18)
06:02	12 COTTON V turnover bad pass (2)			00 BOUM S steal (1)
05:56		<b>70-55</b>	<b>15</b>	00 BOUM S 2pt FG fast break from turnover in the paint, layup made (20)
05:44	12 COTTON V foul drawn (2)			20 KALU K foul personal (2 - 8)
05:44	12 COTTON V 1&1 free throw 1 made (4)	<b>71-55</b>	<b>16</b>	
05:44	12 COTTON V 1&1 free throw 2 made (5)	<b>72-55</b>	<b>17</b>	
05:25				24 BIENIEMY J 2pt FG in the paint, layup missed
05:22				20 KALU K offensive rebound (2)
05:20				20 KALU K 2pt FG second chance in the paint, layup missed
05:12	12 COTTON V defensive rebound (1)			
05:07	42 ALOK Y 2pt FG in the paint, hook shot missed			
05:02				3 KENNEDY K defensive rebound (4)
04:55				00 BOUM S 3pt FG , jump shot missed
04:52				3 KENNEDY K offensive rebound (5)
04:51		<b>72-57</b>	<b>15</b>	3 KENNEDY K 2pt FG second chance in the paint, floating jump shot made (9)
04:35	10 RICE S 2pt FG in the paint, driving layup made (15)	<b>74-57</b>	<b>17</b>	
04:16				24 BIENIEMY J 2pt FG outside the paint, pull up jump shot missed
04:12	0 ALLEN T defensive rebound (7)			
04:07	0 ALLEN T 2pt FG in the paint, layup missed			
04:00				00 BOUM S defensive rebound (2)
03:44				24 BIENIEMY J 3pt FG , jump shot missed
03:44				20 KALU K offensive rebound (3)
03:44	10 RICE S foul personal (4 - 8)			20 KALU K foul drawn (2)
03:44	Timeout media			
03:44	12 COTTON V substitution out			



**UTEP at New Mexico St.**

11/13/21 Pan American Center, Las Cruces  
NM State vs. UTEP

**Game Time:** 7:00 PM  
**Game Duration:** 2:11  
**Attendance:** 8,089

**Officials:** Winston Stith, Brent Meaux, Randy Richardson

Game Time	NMSU	Score	Diff	UTEP
03:44	42 ALOK Y substitution out			
03:44	4 MCKINNEY JR. M substitution in			
03:44	13 MCNAIR JR. W substitution in			
03:21				20 KALU K free throw 1 - 1 missed
03:21	13 MCNAIR JR. W defensive rebound (4)			
03:21	4 MCKINNEY JR. M turnover lost ball (2)			24 BIENIEMY J steal (2)
03:16		<b>74-59</b>	<b>15</b>	24 BIENIEMY J 2pt FG fast break from turnover in the paint, dunk, made (13)
03:02	10 RICE S 3pt FG , jump shot missed			
02:58				20 KALU K defensive rebound (4)
02:51				3 KENNEDY K 3pt FG , jump shot missed
02:48	4 MCKINNEY JR. M defensive rebound (1)			
02:29				24 BIENIEMY J substitution out
02:29				2 AGNEW C substitution in
02:29	4 MCKINNEY JR. M foul drawn (2)			20 KALU K foul shooting (3 - 9)
02:22	4 MCKINNEY JR. M free throw 1 - 2 missed			
02:22	offensive dead ball rebound (7)			
02:22	4 MCKINNEY JR. M free throw 2 - 2 made (2)	<b>75-59</b>	<b>16</b>	
02:10		<b>75-62</b>	<b>13</b>	12 SIBLEY J 3pt FG , jump shot made (6)
02:10				3 KENNEDY K assist (1)
01:40	15 PEAKE M 2pt FG in the paint, layup missed			
01:37				2 AGNEW C defensive rebound (3)
01:36		<b>75-64</b>	<b>11</b>	2 AGNEW C 2pt FG in the paint, layup made (2)
01:36	15 PEAKE M foul shooting (1 - 9)			2 AGNEW C foul drawn (2)
01:36	15 PEAKE M substitution out			
01:36	35 MCCANTS J substitution in			
01:36				20 KALU K substitution out
01:36				1 VERHOEVEN T substitution in
01:35				2 AGNEW C free throw 1 - 1 missed
01:35	defensive dead ball rebound (8)			
01:09	10 RICE S 3pt FG , jump shot missed			
01:05	13 MCNAIR JR. W offensive rebound (5)			
00:58	0 ALLEN T foul offensive (3 - 10)			00 BOUM S foul drawn (9)
00:58	0 ALLEN T turnover offensive (3)			
00:45				00 BOUM S 2pt FG from turnover in the paint, layup missed
00:42				1 VERHOEVEN T offensive rebound (4)
00:43				00 BOUM S 2pt FG from turnover second chance in the paint, layup missed
00:35				1 VERHOEVEN T offensive rebound (5)
00:43		<b>75-66</b>	<b>9</b>	3 KENNEDY K 2pt FG from turnover second chance in the paint, layup made (11)
00:42	35 MCCANTS J foul drawn (5)			00 BOUM S foul personal (4 - 10)
00:35	35 MCCANTS J free throw fast break 1 - 2 made (6)	<b>76-66</b>	<b>10</b>	
00:33	35 MCCANTS J free throw fast break 2 - 2 missed			
00:32				3 KENNEDY K defensive rebound (6)
00:29		<b>76-69</b>	<b>7</b>	00 BOUM S 3pt FG , jump shot made (23)
00:19	4 MCKINNEY JR. M foul drawn (3)			2 AGNEW C foul personal (4 - 11)
00:19	4 MCKINNEY JR. M free throw 1 - 2 made (3)	<b>77-69</b>	<b>8</b>	
00:18	4 MCKINNEY JR. M free throw 2 - 2 missed			
00:16				12 SIBLEY J defensive rebound (2)



Official Basketball Play by Play - Second Half

### UTEP at New Mexico St.

11/13/21 Pan American Center, Las Cruces  
NM State vs. UTEP

Game Time: 7:00 PM

Game Duration: 2:11

Attendance: 8,089

Officials: Winston Stith, Brent Meaux, Randy Richardson

Game Time	NMSU	Score	Diff	UTEP
00:03				00 BOUM S 2pt FG in the paint, layup missed
00:00				3 KENNEDY K offensive rebound (7)
00:02		77-71	6	3 KENNEDY K 2pt FG second chance in the paint, dunk, made (13)
END OF GAME				
NMSU 77-71 UTEP				



**UTEP at New Mexico St.**

11/13/21 Pan American Center, Las Cruces  
 NM State vs. UTEP

**Game Time:** 7:00 PM  
**Game Duration:** 2:11  
**Attendance:** 8,089

**Officials:** Winston Stith, Brent Meaux, Randy Richardson

**UTEP - 41**

NO.	Name	Min	FG			Rebounds			Fouls		TP	AS	TO	ST	Blocks		+/-
			M-A	M-A	M-A	OR	DR	TOT	PF	FD					BS	BA	
1	Tydus Verhoeven	F 13:03	1-3	0-0	0-0	2	0	2	2	0	2	0	1	1	1	0	-9
15	Alfred Hollins	F 03:47	0-0	0-0	0-0	0	0	0	1	0	0	0	0	0	0	0	-6
2	Christian Agnew	G 09:22	1-1	0-0	0-1	0	2	2	1	1	2	0	0	0	0	0	1
3	Keonte Kennedy	G 13:30	4-7	0-2	2-2	2	3	5	2	2	10	1	0	1	0	0	0
24	Jamal Bieniemy	G 14:49	2-9	0-3	0-0	0	1	1	1	0	4	2	2	1	0	0	-2
00	Souley Boum	20:00	5-12	3-4	2-2	0	2	2	2	3	15	0	0	1	0	2	-1
12	Jamari Sibley	16:13	2-2	1-1	1-2	1	1	2	0	1	6	1	0	0	0	0	5
20	Kevin Kalu	06:57	1-2	0-0	0-2	2	2	4	2	2	2	0	0	0	0	0	8
5	Emmanuel White	02:19	0-0	0-0	0-0	0	0	0	0	1	0	0	0	0	0	0	-1
Team						1	0	1			0		0				
<b>Totals</b>			16-36	4-10	5-9	8	11	19	11	10	41	4	3	4	1	2	-1

Shooting By Period		
2 <sup>nd</sup> FG%	16-36	44.4%
3PT%	4-10	40.0%
FT%	5-9	55.6%
GM FG%	16-36	44.4%
3PT%	4-10	40.0%
FT%	5-9	55.6%

Dead Ball Rebounds: 0, 0

Technical Fouls::NONE

**New Mexico St. - 42**

NO.	Name	Min	FG			Rebounds			Fouls		TP	AS	TO	ST	Blocks		+/-
			M-A	M-A	M-A	OR	DR	TOT	PF	FD					BS	BA	
2	Donnie Tillman	F 12:25	3-4	2-2	0-1	2	2	4	0	1	8	2	0	0	0	0	11
13	Will McNair Jr.	F 08:41	0-0	0-0	1-2	1	1	2	1	1	1	0	0	0	0	0	-7
35	Johnny McCants	F 10:28	1-2	0-1	1-2	1	3	4	0	2	3	1	0	0	1	0	7
0	Teddy Allen	G 20:00	2-4	1-1	1-2	0	5	5	2	1	6	0	2	0	0	0	1
10	Sir'Jabari Rice	G 18:48	5-10	1-5	1-3	1	1	2	2	2	12	1	0	1	0	1	4
42	Yuat Alok	08:23	3-4	0-0	0-0	0	1	1	1	0	6	1	0	0	1	0	0
4	Mario McKinney Jr.	10:56	0-0	0-0	2-4	0	1	1	1	3	2	1	1	1	0	0	-8
1	Marchelus Avery	02:14	1-1	0-0	0-0	0	0	0	2	0	2	0	0	0	0	0	6
12	Virshon Cotton	03:22	0-0	0-0	2-2	0	1	1	0	1	2	0	2	0	0	0	-2
15	Mike Peake	04:43	0-1	0-0	0-0	0	0	0	1	0	0	0	0	0	0	0	-7
Team						0	0	0			0		0				
<b>Totals</b>			15-26	4-9	8-16	5	15	20	10	11	42	6	5	2	2	1	1

Shooting By Period		
2 <sup>nd</sup> FG%	15-26	57.7%
3PT%	4-9	44.4%
FT%	8-16	50%
GM FG%	15-26	57.7%
3PT%	4-9	44.4%
FT%	8-16	50.0%

Dead Ball Rebounds: 3, 1

Technical Fouls::NONE

	UTEP	NMSU
<b>Biggest lead</b>	0 (1 <sup>st</sup> 20:00)	19 (2 <sup>nd</sup> 7:38)
<b>Best Scoring Run</b>	7(2 <sup>nd</sup> 0:43)	9(2 <sup>nd</sup> 9:26)
<b>Lead Changes</b>	0	
<b>Times Tied</b>	0	
<b>Time with Lead</b>	00:00	19:36

Points from	UTEP	NMSU
<b>Turnovers</b>	8	2
<b>Paint</b>	20	22
<b>Second Chance</b>	11	6
<b>Fast Breaks</b>	4	5
<b>Bench</b>	23	12

	Period by Period Scoring		
	1st	2nd	TOT
<b>UTEP</b>	30	41	71
<b>NMSU</b>	35	42	77




**Officials:** Winston Stith, Brent Meaux, Randy Richardson

{ Players => 0, 1, 2, 3, 4, 5, 10, 11, 12, 13, 15, 20, 23, 25, 35, 42, 98, 99; } FG Types => All; Results => All;  
 { Players => All; } FG Types => All; Results => All;

**New Mexico St.**

**UTEP**



<b>New Mexico St.</b>	<b>M/A</b>	<b>%</b>
Field Goals	26/50	52
2 Points	18/30	60
3 Points	8/20	40
Free Throws	17/30	57

<b>UTEP</b>	<b>M/A</b>	<b>%</b>
Field Goals	26/61	43
2 Points	21/42	50
3 Points	5/19	26
Free Throws	14/22	64



**UTEP at New Mexico St.**

11/13/21 Pan American Center, Las Cruces  
 NM State vs. UTEP

**Game Time:** 7:00 PM  
**Game Duration:** 2:11  
**Attendance:** 8,089

**Officials:** Winston Stith, Brent Meaux, Randy Richardson

**UTEP**

No	Name	Mins		Score		Points Diff		Points per Min		Assists		Rebounds		Steals		Turnovers	
		On	Off	On	Off	On	Off	On	Off	On	Off	On	Off	On	Off	On	Off
00	Souley Boum	35:51	04:09	67 - 72	4 - 5	-5	-1	1.87	0.96	7	0	27	2	9	0	7	2
1	Tydus Verhoeven	30:12	09:48	49 - 65	22 - 12	-16	10	1.62	2.24	3	4	20	9	4	5	7	2
2	Christian Agnew	15:48	24:12	34 - 32	37 - 45	2	-8	2.15	1.53	4	3	12	17	1	8	4	5
3	Keonte Kennedy	31:36	08:24	53 - 60	18 - 17	-7	1	1.68	2.14	3	4	25	4	8	1	6	3
5	Emmanuel White	02:23	37:37	4 - 5	67 - 72	-1	-5	1.68	1.78	1	6	0	29	0	9	1	8
11	Bonke Maring	02:28	37:32	3 - 6	68 - 71	-3	-3	1.22	1.81	1	6	1	28	0	9	2	7
12	Jamari Sibley	22:46	17:14	41 - 42	30 - 35	-1	-5	1.80	1.74	5	2	23	6	6	3	4	5
15	Alfred Hollins	15:13	24:47	27 - 32	44 - 45	-5	-1	1.77	1.78	1	6	5	24	2	7	3	6
20	Kevin Kalu	09:21	30:39	22 - 9	49 - 68	13	-19	2.35	1.60	4	3	9	20	6	3	2	7
24	Jamal Bieniemy	34:22	05:38	55 - 62	16 - 15	-7	1	1.60	2.84	6	1	23	6	9	0	9	0

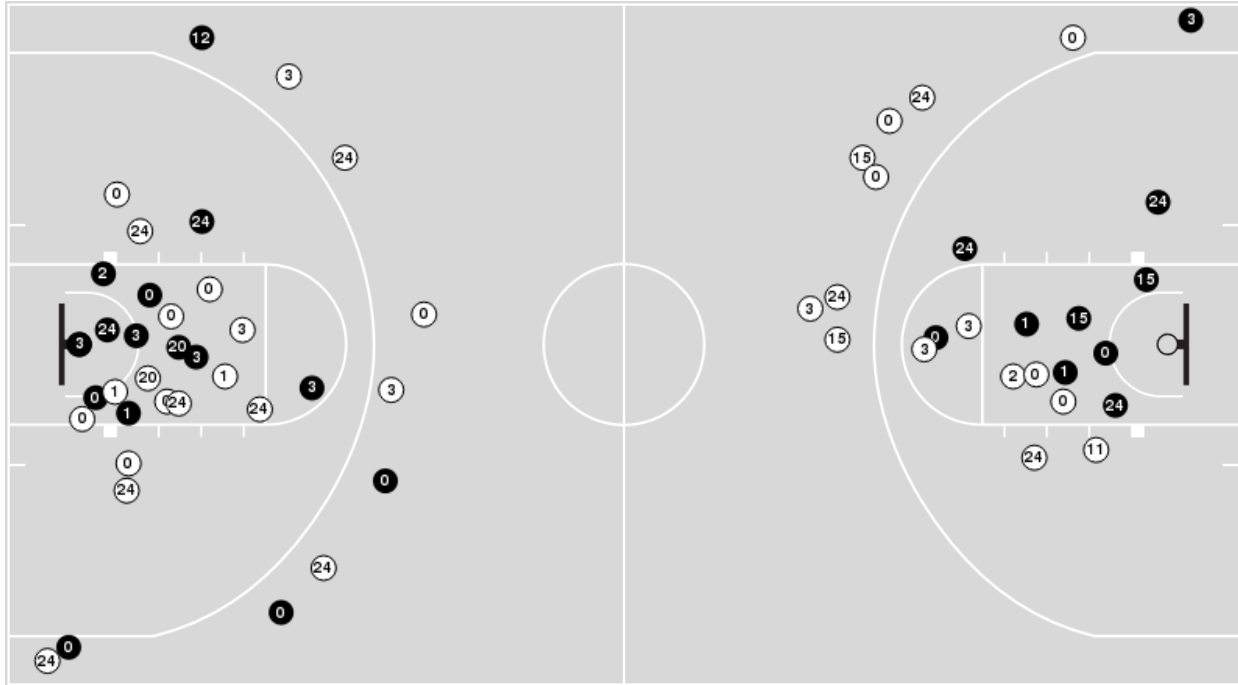
**New Mexico St.**

No	Name	Mins		Score		Points Diff		Points per Min		Assists		Rebounds		Steals		Turnovers	
		On	Off	On	Off	On	Off	On	Off	On	Off	On	Off	On	Off	On	Off
0	Teddy Allen	38:22	01:38	73 - 69	4 - 2	4	2	1.90	2.45	10	0	37	2	4	0	15	1
1	Marchelus Avery	09:16	30:44	22 - 13	55 - 58	9	-3	2.37	1.79	3	7	9	30	0	4	2	14
2	Donnie Tillman	24:50	15:10	57 - 35	20 - 36	22	-16	2.30	1.32	8	2	25	14	4	0	7	9
4	Mario McKinney Jr.	19:42	20:18	36 - 37	41 - 34	-1	7	1.83	2.02	6	4	19	20	3	1	8	8
10	SirJabari Rice	28:23	11:37	59 - 47	18 - 24	12	-6	2.08	1.55	7	3	30	9	4	0	10	6
12	Virshon Cotton	08:26	31:34	14 - 19	63 - 52	-5	11	1.66	2.00	1	9	6	33	0	4	3	13
13	Will McNair Jr.	18:17	21:43	31 - 34	46 - 37	-3	9	1.70	2.12	2	8	20	19	3	1	10	6
15	Mike Peake	08:28	31:32	9 - 19	68 - 52	-10	16	1.06	2.16	0	10	9	30	0	4	7	9
23	Levar Williams	03:50	36:10	4 - 8	73 - 63	-4	10	1.04	2.02	0	10	1	38	0	4	1	15
35	Johnny McCants	25:45	14:15	53 - 42	24 - 29	11	-5	2.06	1.68	8	2	27	12	1	3	11	5
42	Yuat Alok	14:41	25:19	27 - 32	50 - 39	-5	11	1.84	1.97	5	5	12	27	1	3	6	10

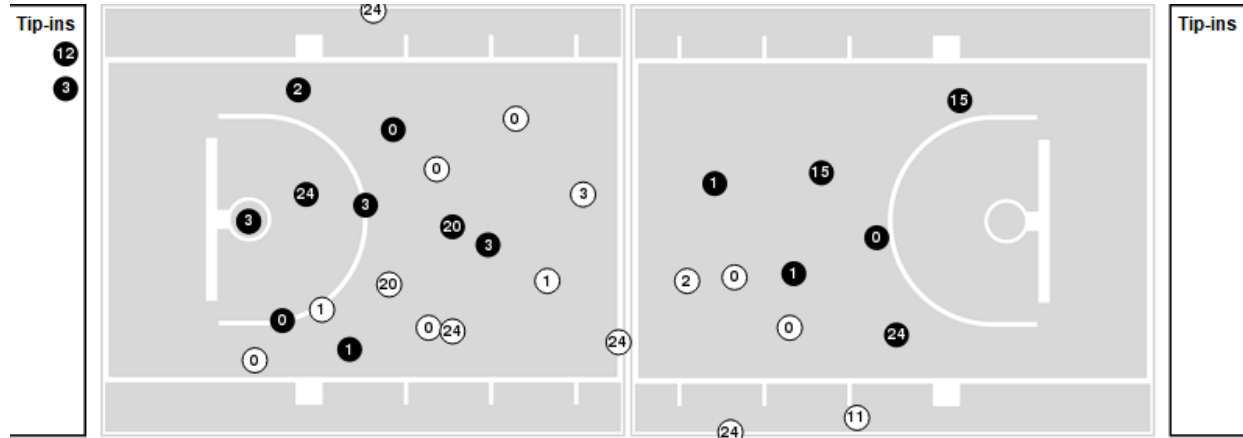


Players => AllFG Types=>AllResults=>All  
**UTEP**

**All Field Goals**



**Blow Up Chart**



● Made ○ Missed N - Player Number

UTEP	M/A	%
Field Goals	26/61	43
2 Points	21/42	50
3 Points	5/19	26
Free Throws	14/22	64

UTEP	M/A	%
Points in the Paint	32 (16 / 29)	55
Fast Break Points	5 (3/4)	75
Second Chance Points	13 (6/10)	60
Effective FG%	47	

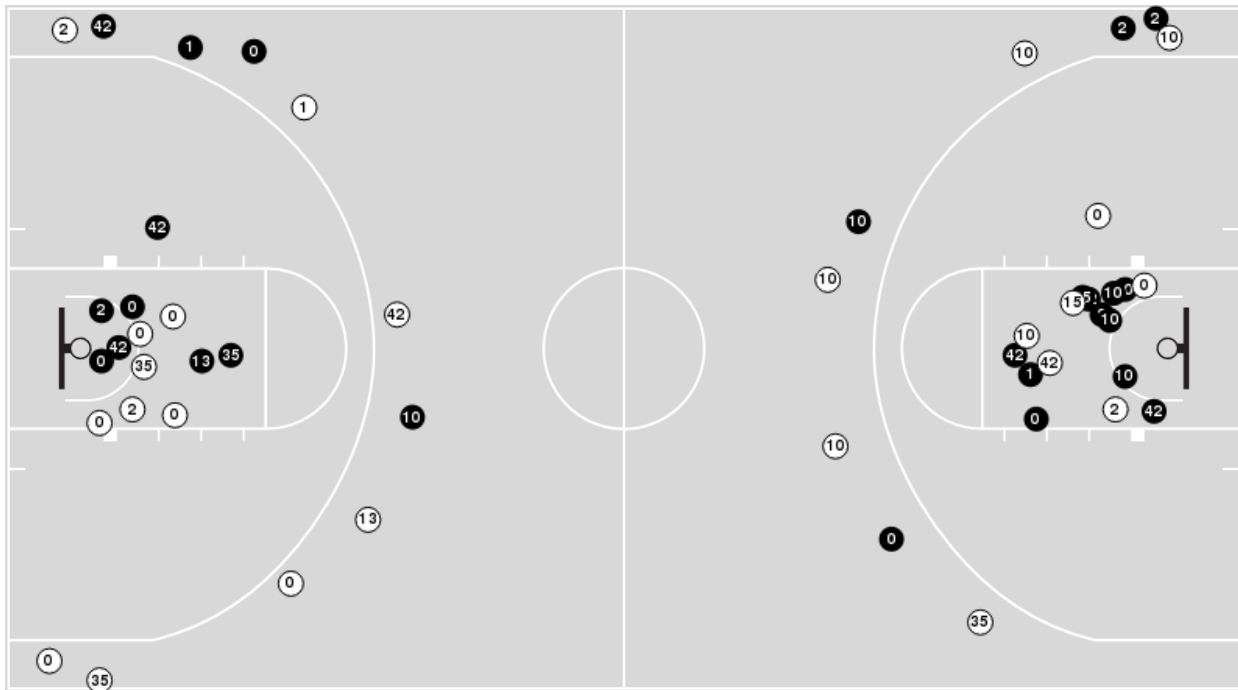


**Officials:** Winston Stith, Brent Meaux, Randy Richardson

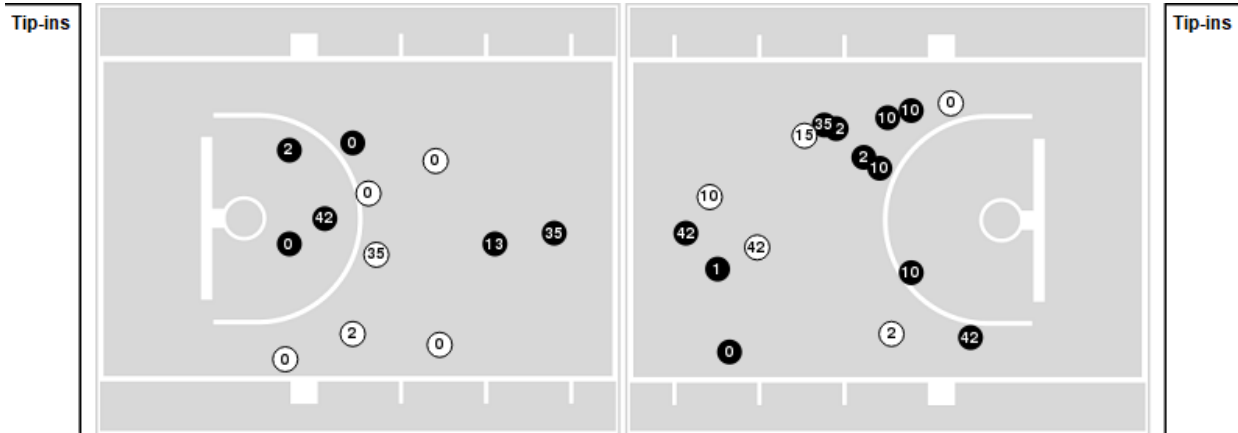
Players => 0, 1, 2, 3, 4, 5, 10, 11, 12, 13, 15, 20, 23, 25, 35, 42, 98, 99FG Types=>AllResults=>All

**New Mexico St.**

**All Field Goals**



**Blow Up Chart**



● Made    ○ Missed    N - Player Number

New Mexico St.	M/A	%
Field Goals	26/50	52
2 Points	18/30	60
3 Points	8/20	40
Free Throws	17/30	57

New Mexico St.	M/A	%
Points in the Paint	34 (17 / 28)	61
Fast Break Points	9 (5/9)	56
Second Chance Points	12 (8/12)	67
Effective FG%	60	



**UTEP at New Mexico St.**

11/13/21 Pan American Center, Las Cruces  
 NM State vs. UTEP

**Game Time:** 7:00 PM  
**Game Duration:** 2:11  
**Attendance:** 8,089

**Officials:** Winston Stith, Brent Meaux, Randy Richardson

**UTEP**

Lineup	Quarter On	Time On	Quarter Off	Time Off	Time on Court	Score	Score Diff	Reb	Stl	Tov	Ass	PPP
1- Verhoeven T/2- Agnew C/3- Kennedy K/15- Hollins A/24- Bieniemy J/	1	20:00	1	18:25	01:35	0-4	-4	1	0	1	0	0.0000
00- Boum S/1- Verhoeven T/3- Kennedy K/11- Maring B/24- Bieniemy J/	1	18:25	1	16:41	01:44	3-3	0	1	0	1	1	0.7732
00- Boum S/1- Verhoeven T/3- Kennedy K/20- Kalu K/24- Bieniemy J/	1	16:41	1	16:24	00:17	0-0	0	0	1	1	0	0.0000
00- Boum S/3- Kennedy K/12- Sibley J/20- Kalu K/24- Bieniemy J/	1	16:24	1	15:10	01:14	0-0	0	1	2	0	0	0.0000
00- Boum S/2- Agnew C/12- Sibley J/20- Kalu K/24- Bieniemy J/	1	15:10	1	14:17	00:53	5-0	5	0	1	0	1	1.7361
00- Boum S/1- Verhoeven T/2- Agnew C/12- Sibley J/24- Bieniemy J/	1	14:17	1	13:16	01:01	0-3	-3	0	0	0	0	0.0000
00- Boum S/1- Verhoeven T/3- Kennedy K/15- Hollins A/24- Bieniemy J/	1	13:16	1	11:36	01:40	4-5	-1	1	0	0	0	2.0000
00- Boum S/3- Kennedy K/11- Maring B/15- Hollins A/24- Bieniemy J/	1	11:36	1	10:52	00:44	0-3	-3	0	0	1	0	0.0000
1- Verhoeven T/2- Agnew C/3- Kennedy K/15- Hollins A/24- Bieniemy J/	1	10:52	1	08:49	02:03	4-1	3	0	0	0	0	1.3333
1- Verhoeven T/2- Agnew C/3- Kennedy K/12- Sibley J/24- Bieniemy J/	1	08:49	1	08:18	00:31	0-0	0	1	0	1	0	0.0000
00- Boum S/1- Verhoeven T/3- Kennedy K/12- Sibley J/24- Bieniemy J/	1	08:18	1	05:24	02:54	0-8	-8	2	0	0	0	0.0000
00- Boum S/1- Verhoeven T/3- Kennedy K/15- Hollins A/24- Bieniemy J/	1	05:24	1	00:30	04:53	13-6	7	3	1	0	1	1.6089
00- Boum S/1- Verhoeven T/2- Agnew C/3- Kennedy K/15- Hollins A/	1	00:30	1	00:08	00:23	1-1	0	0	0	0	0	2.2727
00- Boum S/1- Verhoeven T/3- Kennedy K/15- Hollins A/24- Bieniemy J/	1	00:08	1	00:03	00:04	0-1	-1	0	0	1	0	0.0000
00- Boum S/1- Verhoeven T/3- Kennedy K/5- White E/15- Hollins A/	1	00:03	1	00:00	00:04	0-0	0	0	0	0	0	0.0000
00- Boum S/1- Verhoeven T/3- Kennedy K/15- Hollins A/24- Bieniemy J/	1	00:00	2	17:46	02:14	2-6	-4	0	1	0	0	0.5000
00- Boum S/1- Verhoeven T/3- Kennedy K/12- Sibley J/24- Bieniemy J/	2	17:46	2	16:18	01:28	3-4	-1	2	0	0	0	1.0870
00- Boum S/2- Agnew C/12- Sibley J/20- Kalu K/24- Bieniemy J/	2	16:18	2	14:04	02:14	5-4	1	1	0	1	2	1.1261
00- Boum S/1- Verhoeven T/2- Agnew C/12- Sibley J/24- Bieniemy J/	2	14:04	2	12:07	01:57	4-5	-1	3	0	1	0	1.0000
00- Boum S/1- Verhoeven T/2- Agnew C/3- Kennedy K/15- Hollins A/	2	12:07	2	10:34	01:33	3-5	-2	0	0	0	0	3.0000
00- Boum S/1- Verhoeven T/2- Agnew C/3- Kennedy K/12- Sibley J/	2	10:34	2	09:25	01:09	0-6	-6	0	0	0	0	0.0000
00- Boum S/1- Verhoeven T/5- White E/12- Sibley J/24- Bieniemy J/	2	09:25	2	07:06	02:19	4-5	-1	0	0	1	1	1.3333
00- Boum S/1- Verhoeven T/3- Kennedy K/12- Sibley J/24- Bieniemy J/	2	07:06	2	06:19	00:47	1-0	1	1	1	0	0	0.6944
00- Boum S/3- Kennedy K/12- Sibley J/20- Kalu K/24- Bieniemy J/	2	06:19	2	02:29	03:50	7-4	3	6	2	0	0	1.0174
00- Boum S/2- Agnew C/3- Kennedy K/12- Sibley J/20- Kalu K/	2	02:29	2	01:36	00:53	5-1	4	1	0	0	1	2.5000
00- Boum S/1- Verhoeven T/2- Agnew C/3- Kennedy K/12- Sibley J/	2	01:36	2	00:00	01:36	7-2	5	5	0	0	0	2.0349



**UTEP at New Mexico St.**

11/13/21 Pan American Center, Las Cruces  
NM State vs. UTEP

**Game Time:** 7:00 PM  
**Game Duration:** 2:11  
**Attendance:** 8,089

**Officials:** Winston Stith, Brent Meaux, Randy Richardson

**New Mexico St.**

Lineup	Quarter On	Time On	Quarter Off	Time Off	Time on Court	Score	Score Diff	Reb	Stl	Tov	Ass	PPP
0- Allen T/ 2- Tillman D/ 10- Rice S/ 13- McNair Jr. W/ 35- McCants J/	1	20:00	1	16:24	03:36	7-3	4	5	1	3	1	1.0000
0- Allen T/ 4- McKinney Jr. M/ 13- McNair Jr. W/ 15- Peake M/ 35- McCants J/	1	16:24	1	15:10	01:14	0-0	0	2	0	2	0	0.0000
0- Allen T/ 4- McKinney Jr. M/ 15- Peake M/ 35- McCants J/ 42- Alok Y/	1	15:10	1	14:17	00:53	0-5	-5	1	0	2	0	0.0000
4- McKinney Jr. M/ 10- Rice S/ 15- Peake M/ 35- McCants J/ 42- Alok Y/	1	14:17	1	13:32	00:45	3-0	3	1	0	0	0	2.0833
2- Tillman D/ 4- McKinney Jr. M/ 10- Rice S/ 15- Peake M/ 42- Alok Y/	1	13:32	1	12:43	00:49	0-2	-2	1	0	1	0	0.0000
0- Allen T/ 2- Tillman D/ 4- McKinney Jr. M/ 10- Rice S/ 42- Alok Y/	1	12:43	1	11:36	01:07	5-2	3	1	0	0	1	2.5000
0- Allen T/ 2- Tillman D/ 4- McKinney Jr. M/ 10- Rice S/ 13- McNair Jr. W/	1	11:36	1	10:52	00:44	3-0	3	2	1	0	0	2.0833
0- Allen T/ 1- Avery M/ 2- Tillman D/ 10- Rice S/ 13- McNair Jr. W/	1	10:52	1	08:49	02:03	1-4	-3	0	0	1	0	0.4098
0- Allen T/ 1- Avery M/ 2- Tillman D/ 10- Rice S/ 35- McCants J/	1	08:49	1	08:18	00:31	0-0	0	0	0	0	0	0.0000
0- Allen T/ 1- Avery M/ 2- Tillman D/ 4- McKinney Jr. M/ 35- McCants J/	1	08:18	1	05:49	02:29	6-0	6	3	0	0	1	1.5000
0- Allen T/ 1- Avery M/ 12- Cotton V/ 13- McNair Jr. W/ 35- McCants J/	1	05:49	1	03:50	01:59	6-6	0	2	0	1	1	1.6484
0- Allen T/ 4- McKinney Jr. M/ 23- Williams L/ 35- McCants J/ 42- Alok Y/	1	03:50	1	03:05	00:45	0-1	-1	0	0	1	0	0.0000
0- Allen T/ 12- Cotton V/ 23- Williams L/ 35- McCants J/ 42- Alok Y/	1	03:05	1	01:06	01:59	2-5	-3	1	0	0	0	0.6667
0- Allen T/ 2- Tillman D/ 12- Cotton V/ 23- Williams L/ 35- McCants J/	1	01:06	1	00:08	00:58	1-2	-1	0	0	0	0	0.7576
2- Tillman D/ 12- Cotton V/ 15- Peake M/ 23- Williams L/ 35- McCants J/	1	00:08	1	00:03	00:04	1-0	1	0	0	0	0	2.2727
0- Allen T/ 2- Tillman D/ 12- Cotton V/ 23- Williams L/ 35- McCants J/	1	00:03	1	00:00	00:04	0-0	0	0	0	0	0	0.0000
0- Allen T/ 2- Tillman D/ 10- Rice S/ 13- McNair Jr. W/ 35- McCants J/	1	00:00	2	17:08	02:52	6-3	3	4	0	1	0	1.2605
0- Allen T/ 2- Tillman D/ 10- Rice S/ 35- McCants J/ 42- Alok Y/	2	17:08	2	16:18	00:50	4-2	2	1	0	0	1	2.0000
0- Allen T/ 2- Tillman D/ 4- McKinney Jr. M/ 35- McCants J/ 42- Alok Y/	2	16:18	2	15:20	00:58	2-5	-3	0	0	0	1	2.0000
0- Allen T/ 4- McKinney Jr. M/ 10- Rice S/ 35- McCants J/ 42- Alok Y/	2	15:20	2	14:04	01:16	2-0	2	2	0	0	1	1.0000
0- Allen T/ 2- Tillman D/ 4- McKinney Jr. M/ 10- Rice S/ 42- Alok Y/	2	14:04	2	12:07	01:57	5-4	1	1	1	0	1	1.2500
0- Allen T/ 2- Tillman D/ 4- McKinney Jr. M/ 10- Rice S/ 35- McCants J/	2	12:07	2	11:25	00:42	2-0	2	0	0	0	1	2.0000
0- Allen T/ 1- Avery M/ 2- Tillman D/ 10- Rice S/ 35- McCants J/	2	11:25	2	09:25	02:00	9-3	6	4	0	0	1	2.7108
0- Allen T/ 1- Avery M/ 2- Tillman D/ 4- McKinney Jr. M/ 35- McCants J/	2	09:25	2	09:11	00:14	0-0	0	0	0	0	0	0.0000
0- Allen T/ 2- Tillman D/ 4- McKinney Jr. M/ 10- Rice S/ 35- McCants J/	2	09:11	2	09:11	00:00	0-0	0	0	0	0	0	0.0000
0- Allen T/ 2- Tillman D/ 4- McKinney Jr. M/ 10- Rice S/ 13- McNair Jr. W/	2	09:11	2	07:06	02:05	5-4	1	2	1	0	0	2.5000
0- Allen T/ 2- Tillman D/ 10- Rice S/ 12- Cotton V/ 42- Alok Y/	2	07:06	2	06:19	00:47	0-1	-1	1	0	1	0	0.0000
0- Allen T/ 10- Rice S/ 12- Cotton V/ 15- Peake M/ 42- Alok Y/	2	06:19	2	03:44	02:35	4-5	-1	2	0	1	0	0.8197
0- Allen T/ 4- McKinney Jr. M/ 10- Rice S/ 13- McNair Jr. W/ 15- Peake M/	2	03:44	2	01:36	02:08	1-7	-6	2	0	1	0	0.2577
0- Allen T/ 4- McKinney Jr. M/ 10- Rice S/ 13- McNair Jr. W/ 35- McCants J/	2	01:36	2	00:00	01:36	2-7	-5	1	0	1	0	0.7246



**UTEP at New Mexico St.**

11/13/21 Pan American Center, Las Cruces  
 NM State vs. UTEP

**Game Time:** 7:00 PM  
**Game Duration:** 2:11  
**Attendance:** 8,089

**Officials:** Winston Stith, Brent Meaux, Randy Richardson

**UTEP**

Lineup	Time	Score	Score Diff	Pts/Min	Reb	Stl	Tov	Ass	PPP
00- Boum S/ 1- Verhoeven T/ 3- Kennedy K/ 15- Hollins A/ 24- Bieniemy J/	08:51	19-18	1	2.1469	4	2	1	1	1.2599
00- Boum S/ 1- Verhoeven T/ 3- Kennedy K/ 12- Sibley J/ 24- Bieniemy J/	05:09	4-12	-8	0.7767	5	1	0	0	0.5236
00- Boum S/ 3- Kennedy K/ 12- Sibley J/ 20- Kalu K/ 24- Bieniemy J/	05:04	7-4	3	1.3816	7	4	0	0	0.7883
1- Verhoeven T/ 2- Agnew C/ 3- Kennedy K/ 15- Hollins A/ 24- Bieniemy J/	03:38	4-5	-1	1.1009	1	0	1	0	0.8000
00- Boum S/ 2- Agnew C/ 12- Sibley J/ 20- Kalu K/ 24- Bieniemy J/	03:07	10-4	6	3.2086	1	1	1	3	1.3661
00- Boum S/ 1- Verhoeven T/ 2- Agnew C/ 12- Sibley J/ 24- Bieniemy J/	02:58	4-8	-4	1.3483	3	0	1	0	0.6667
00- Boum S/ 1- Verhoeven T/ 2- Agnew C/ 3- Kennedy K/ 12- Sibley J/	02:45	7-8	-1	2.5455	5	0	0	0	1.2868
00- Boum S/ 1- Verhoeven T/ 5- White E/ 12- Sibley J/ 24- Bieniemy J/	02:19	4-5	-1	1.7266	0	0	1	1	1.3333
00- Boum S/ 1- Verhoeven T/ 2- Agnew C/ 3- Kennedy K/ 15- Hollins A/	01:56	4-6	-2	2.0690	0	0	0	0	2.7778
00- Boum S/ 1- Verhoeven T/ 3- Kennedy K/ 11- Maring B/ 24- Bieniemy J/	01:44	3-3	0	1.7308	1	0	1	1	0.7732
00- Boum S/ 2- Agnew C/ 3- Kennedy K/ 12- Sibley J/ 20- Kalu K/	00:53	5-1	4	5.6604	1	0	0	1	2.5000
00- Boum S/ 3- Kennedy K/ 11- Maring B/ 15- Hollins A/ 24- Bieniemy J/	00:44	0-3	-3	0.0000	0	0	1	0	0.0000
1- Verhoeven T/ 2- Agnew C/ 3- Kennedy K/ 12- Sibley J/ 24- Bieniemy J/	00:31	0-0	0	0.0000	1	0	1	0	0.0000
00- Boum S/ 1- Verhoeven T/ 3- Kennedy K/ 20- Kalu K/ 24- Bieniemy J/	00:17	0-0	0	0.0000	0	1	1	0	0.0000
00- Boum S/ 1- Verhoeven T/ 3- Kennedy K/ 5- White E/ 15- Hollins A/	00:04	0-0	0	0.0000	0	0	0	0	0.0000



**UTEP at New Mexico St.**

11/13/21 Pan American Center, Las Cruces  
NM State vs. UTEP

**Game Time:** 7:00 PM  
**Game Duration:** 2:11  
**Attendance:** 8,089

**Officials:** Winston Stith, Brent Meaux, Randy Richardson

**New Mexico St.**

Lineup	Time	Score	Score Diff	Pts/Min	Reb	Stl	Tov	Ass	PPP
0- Allen T/ 2- Tillman D/ 10- Rice S/ 13- McNair Jr. W/ 35- McCants J/	06:28	13-6	7	2.0103	9	1	4	1	1.1054
0- Allen T/ 2- Tillman D/ 4- McKinney Jr. M/ 10- Rice S/ 42- Alok Y/	03:04	10-6	4	3.2609	2	1	0	2	1.6667
0- Allen T/ 2- Tillman D/ 4- McKinney Jr. M/ 10- Rice S/ 13- McNair Jr. W/	02:49	8-4	4	2.8402	4	2	0	0	2.3256
0- Allen T/ 1- Avery M/ 2- Tillman D/ 4- McKinney Jr. M/ 35- McCants J/	02:43	6-0	6	2.2086	3	0	0	1	1.5000
0- Allen T/ 10- Rice S/ 12- Cotton V/ 15- Peake M/ 42- Alok Y/	02:35	4-5	-1	1.5484	2	0	1	0	0.8197
0- Allen T/ 1- Avery M/ 2- Tillman D/ 10- Rice S/ 35- McCants J/	02:31	9-3	6	3.5762	4	0	0	1	2.0833
0- Allen T/ 4- McKinney Jr. M/ 10- Rice S/ 13- McNair Jr. W/ 15- Peake M/	02:08	1-7	-6	0.4688	2	0	1	0	0.2577
0- Allen T/ 1- Avery M/ 2- Tillman D/ 10- Rice S/ 13- McNair Jr. W/	02:03	1-4	-3	0.4878	0	0	1	0	0.4098
0- Allen T/ 1- Avery M/ 12- Cotton V/ 13- McNair Jr. W/ 35- McCants J/	01:59	6-6	0	3.0252	2	0	1	1	1.6484
0- Allen T/ 12- Cotton V/ 23- Williams L/ 35- McCants J/ 42- Alok Y/	01:59	2-5	-3	1.0084	1	0	0	0	0.6667
0- Allen T/ 4- McKinney Jr. M/ 10- Rice S/ 13- McNair Jr. W/ 35- McCants J/	01:36	2-7	-5	1.2500	1	0	1	0	0.7246
0- Allen T/ 4- McKinney Jr. M/ 10- Rice S/ 35- McCants J/ 42- Alok Y/	01:16	2-0	2	1.5789	2	0	0	1	1.0000
0- Allen T/ 4- McKinney Jr. M/ 13- McNair Jr. W/ 15- Peake M/ 35- McCants J/	01:14	0-0	0	0.0000	2	0	2	0	0.0000
0- Allen T/ 2- Tillman D/ 12- Cotton V/ 23- Williams L/ 35- McCants J/	01:02	1-2	-1	0.9677	0	0	0	0	0.7576
0- Allen T/ 2- Tillman D/ 4- McKinney Jr. M/ 35- McCants J/ 42- Alok Y/	00:58	2-5	-3	2.0690	0	0	0	1	2.0000
0- Allen T/ 4- McKinney Jr. M/ 15- Peake M/ 35- McCants J/ 42- Alok Y/	00:53	0-5	-5	0.0000	1	0	2	0	0.0000
0- Allen T/ 2- Tillman D/ 10- Rice S/ 35- McCants J/ 42- Alok Y/	00:50	4-2	2	4.8000	1	0	0	1	2.0000
2- Tillman D/ 4- McKinney Jr. M/ 10- Rice S/ 15- Peake M/ 42- Alok Y/	00:49	0-2	-2	0.0000	1	0	1	0	0.0000
0- Allen T/ 2- Tillman D/ 10- Rice S/ 12- Cotton V/ 42- Alok Y/	00:47	0-1	-1	0.0000	1	0	1	0	0.0000
4- McKinney Jr. M/ 10- Rice S/ 15- Peake M/ 35- McCants J/ 42- Alok Y/	00:45	3-0	3	4.0000	1	0	0	0	2.0833
0- Allen T/ 4- McKinney Jr. M/ 23- Williams L/ 35- McCants J/ 42- Alok Y/	00:45	0-1	-1	0.0000	0	0	1	0	0.0000
0- Allen T/ 2- Tillman D/ 4- McKinney Jr. M/ 10- Rice S/ 35- McCants J/	00:42	2-0	2	2.8571	0	0	0	1	2.0000
2- Tillman D/ 12- Cotton V/ 15- Peake M/ 23- Williams L/ 35- McCants J/	00:04	1-0	1	15.0000	0	0	0	0	2.2727