



UTEP BASKETBALL

UTEP at LOUISIANA TECH* | JAN. 22-23, 2021 | THOMAS ASSEMBLY CENTER | RUSTON, LA.

GAMES 12 & 13 - UTEP AT LOUISIANA TECH*



UTEP MINERS (6-5, 3-3 C-USA)

Head Coach: Kevin Baker (Stephen F. Austin, 1994)

Career Record: 170-85 (Ninth season)

Record at UTEP: 48-55 (Fourth season)

Home: 5-1 | **Road:** 1-4 | **Neutral:** 0-0



LOUISIANA TECH LADY TECHSTERS (9-3, 4-2 C-USA)

Co-Head Coaches: Brooke Stoehr (LA Tech, '02) & Scott Stoehr (Neb.-Wesleyan, '97)

Career Record: 146-118 (Ninth season)

Record at LA Tech: 75-60 (Fifth season)

Home: 6-1 | **Road:** 3-2 | **Neutral:** 0-0

TUNE IN



LISTEN: UTEP Miners App

Play-by-Play:
Tim Hagerly

WHERE TO WATCH



FRIDAY & SATURDAY (\$)

2020-21 SCHEDULE

DATE	OPPONENT	TIME/RESULT
Nov. 25	NMSU	W, 60-76 OT
Nov. 28	Incarnate Word	W, 67-63
Dec. 2	@ NMSU	W, 81-73 OT
Dec. 5	Sam Houston	CANCELED
Dec. 13	@ Utah State	L, 65-68
Dec. 17	@ NAU	L, 75-83
Jan. 1	Southern Miss *	W, 83-65
Jan. 2	Southern Miss *	W, 74-72
Jan. 8	@ Rice *	L, 68-74
Jan. 9	@ Rice *	L, 43-55
Jan. 15	North Texas *	L, 59-67
Jan. 16	North Texas *	W, 62-52
Jan. 22	@ LA Tech *	5:30 PM
Jan. 23	@ LA Tech *	3 PM
Jan. 28	UTSA *	7 PM
Jan. 30	at UTSA *	12 PM
Feb. 5	UAB *	7 PM
Feb. 6	UAB *	4 PM
Feb. 12	at FIU *	5 PM
Feb. 13	at FIU *	12 PM
Feb. 19	Florida Atlantic *	7 PM
Feb. 20	Florida Atlantic *	2 PM
Feb. 26	at Charlotte *	4 PM
Feb. 27	at Charlotte *	1 PM
Mar. 10-13	C-USA Championships	TBD

Bold denotes home game

* Conference USA Game

@ C-USA Tournament (Frisco, Texas)

All Times Mountain

Dates & Times are subject to change

SERIES HISTORY

LA Tech leads the all-time series, 14-6, in a series that started in 2001-02. The Lady Techsters have won four straight, including an 87-80 win in Ruston last season.

ATHLETIC COMMUNICATIONS

ASSISTANT ATHLETIC DIRECTOR / COMMUNICATIONS

Anna Claire Thomas
acthomas1@utep.edu (e)
318-331-3813 (c)
915-747-6653 (o)

OFFICIAL WEBSITE: UTEPMINERS.com

OPENING TIP

» UTEP TRAVELS TO TAKE ON C-USA FOE LOUISIANA TECH

UTEP women's basketball (6-5, 3-3 C-USA) hits the road once again this weekend to take on Louisiana Tech (9-3, 4-2 C-USA) in Conference USA play on Jan. 22-23 at the Thomas Assembly Center in Ruston. The Miners will open the weekend on Friday with tipoff set for 5:30 p.m. MT, while the series between UTEP and LA Tech concludes at 3 p.m. MT on Saturday.

» MINER NOTABLES

» UTEP ENTERS THE WEEKEND LOOKING FOR ITS FIRST C-USA ROAD WIN SINCE FEB. 20, 2020 VS. UTSA.

» THE MINERS ARE LOOKING TO SNAP A 4-GAME LOSING STREAK TO LOUISIANA TECH THAT DATES BACK TO 2016-17.

» KATIA GALLEGOS LEADS UTEP OFFENSIVELY WITH 16.5 PPG AND 4.8 ASSISTS PER GAME (T-1ST IN C-USA)

» ISIS LOPES AND MICHELLE PRUITT ARE SCORING 9.0 AND 8.2 POINTS PER GAME, RESPECTIVELY.

» UTEP RANKS THIRD IN C-USA IN STEALS (89) AND TURNOVERS FORCED (18.4) ENTERING THE WEEKEND.

» SCOUTING THE LADY TECHSTERS

LA Tech enters this weekend's C-USA series with a three-game winning streak after sweeping a two-game road series against UTSA last weekend in San Antonio. Louisiana Tech is one of the top defensive teams in the league entering this weekend's series. LA Tech ranks No. 2 in scoring defense, No. 3 in FG pct. defense, No. 2 in turnover margin and No. 1 in turnovers forced per game. Junior guard Keiunna Walker is LA Tech's leading scorer entering the weekend with an average of 17.1 points per game. Brianna Harris (10.7) and Raizel Guinto (10.1) are also scoring in double digits on average.

» LAST TIME OUT

UTEP recently split its home series with North Texas, a team that was previously undefeated in C-USA play before the Miners' 62-52 victory over the Mean Green on Saturday. North Texas edged the Miners, 67-59, in the opener on Friday night at the Don Haskins Center in El Paso.

PROJECTED STARTERS



KATIA GALLEGOS

SO / G
5-7

16.5 PPG
4.5 RPG
4.8 APG
45.2 FG%
69.6 FT%



AVERY CROUSE

SO / G
6-0

8.1 PPG
4.7 RPG
1.5 APG
34.9 FG%
62.9 FT%



SABINE LIPE

JR / G
5-9

4.0 PPG
3.5 RPG
1.7 APG
27.7 FG%
91.0 FT%



ELINA ARIKE

FR / F
6-2

4.5 PPG
2.4 RPG
0.7 APG
36.4 FG%
50.0 FT%



DEJANAE ROEBUCK

SR / F
6-2

7.6 PPG
3.3 RPG
0.9 APG
46.4 FG%
63.6 FT%

MEDIA INFORMATION

PRACTICE COVERAGE

UTEP basketball practices are closed to the media. Head Coach Kevin Baker and players will be available for interviews on ZOOM after practice on days before home games and a day before a travel day for road games, unless noted otherwise.

POSTGAME INTERVIEWS

UTEP's locker room is closed. Head Coach Kevin Baker will be available following the game via ZOOM for home games. Select players will be available following his press conference on ZOOM.

UTEP BASKETBALL RADIO SHOW

(all shows from 6-7 p.m. on ESPN 600 El Paso)

- Tuesday, December 29
- Tuesday, January 5
- Tuesday, January 12
- Monday, January 18
- Monday, January 25
- Monday, February 1
- Monday, February 8
- Monday, February 15
- Monday, February 22
- Monday, March 1

GAME NOTES

SERIES HISTORY BREAKDOWN

The all-time series between the two programs rests in Louisiana Tech's favor, 14-6. The Miners lost the lone meeting between the two meetings last season by a score of 87-80 in Ruston. UTEP is looking to snap a 4-game losing streak against the Lady Techsters, while the Miners have not won in Ruston since the 2015-16 when UTEP defeated LA Tech, 72-65. That win marks UTEP's only victory inside the Thomas Assembly Center all-time.

The two programs first met on the hardwood during the 2001-02. Louisiana Tech started off the series by winning the first nine meetings, but since then, UTEP has the advantage with a 6-5 record in the last 11 meetings.

ALL-TIME SERIES vs. LOUISIANA TECH

2001-02	at Louisiana Tech	L, 53-90
2001-02	LOUISIANA TECH	L, 59-73
2002-03	LOUISIANA TECH	L, 53-68
2002-03	at Louisiana Tech	L, 54-108
2003-04	at Louisiana Tech	L, 58-75
2003-04	LOUISIANA TECH	L, 60-83
2003-04	vs. Louisiana Tech	L, 47-74
2004-05	LOUISIANA TECH	L, 69-82
2004-05	at Louisiana Tech	L, 66-81
2013-14	LOUISIANA TECH	W, 85-75
2013-14	LOUISIANA TECH	W, 81-72
2014-15	at Louisiana Tech	L, 72-90
2014-15	LOUISIANA TECH	W, 88-75
2015-16	LOUISIANA TECH	W, 86-80
2015-16	at Louisiana Tech	W, 72-65
2016-17	LOUISIANA TECH	W, 69-62
2016-17	at Louisiana Tech	L, 61-69
2017-18	LOUISIANA TECH	L, 62-65
2018-19	LOUISIANA TECH	L, 64-74
2019-20	at Louisiana Tech	L, 80-87

A LOOK BACK AT LAST SEASON...

LOUISIANA TECH 87, UTEP 80 (JAN. 11, 2020 | RUSTON, LOUISIANA)

UTEP shot 47.9 percent (23-48) from the floor and nailed a season-high 10 triples, but it sustained its first Conference USA loss of the year in an 87-80 setback at LA Tech on Jan. 11 in Ruston.

The Miners (10-5, 3-1 C-USA) were hurt by committing 28 turnovers and allowing the Lady Techsters (9-5, 1-2 C-USA) to drill 53.8 percent (28-52) from the floor, including 50.0 percent (11-22) from 3-point range.

Freshman Katia Gallegos flirted with a double-double (15 points, seven assists) to pace a trio of players in double figures. Katarina Zec (13 points) and Ariana Taylor (11 points) buoyed her, while Sabine Lipe (nine points, three assists) and Jade Rochelle (eight points, two assists) led the efforts off the pine.

It was a seesaw battle with 11 ties and 14 lead changes. The game was knotted at 71 with 9:34 to play before LA Tech took control with an 8-0 surge. The Miners battled back, trimming the margin to three (81-78) after a Zec free throw with 3:19 remaining. That was as close as they would get, with the Lady Techsters staving off every remaining push from the Orange and Blue to improve to 8-2 on the year at home.

"If you're going to beat them here, you've got to do something special," UTEP head coach Kevin Baker said. "We were unable to get it done today, but I like the way we played. I was really impressed with the things we did out there. Our problem was in the first quarter we just kept turning it over. They hit shots when they needed to hit shots. I think we brought the best out of LA Tech tonight."

LA Tech was led by Keiunna Walker's double-double (28 points, 10 rebounds). Three other Lady Techsters also reached double digits in scoring, in the form of Grayson Bright (14 points), Raizel Guinto (13 points) and Amber Dixon (12 points).

UTEP jumped out to an 9-4 lead, including a mini 5-0 run by Zec, two minutes into the contest. LA Tech responded with 10 straight points and eventually led the Miners by six (21-15) with 46 seconds to play in the opening quarter. UTEP struck back with consecutive triples by Gallegos and Taylor, respectively, to pull even at 21 through 10 minutes of action.













The home side went back ahead midway through the second frame, with UTEP trailing by four (34-30). Once again, the Orange and Blue had an answer. This time it was with five straight points to regain an advantage at 35-34 with 1:31 left in the first half. It was back-and-forth the final 91 seconds of quarter, and UTEP entered the locker room armed with a two-point edge (38-36).

It was a high-scoring third quarter, with the two teams combining for 62 points in the frame. UTEP's 30 points in the frame marked its highest scoring road quarter in program history. Overall, it tied as the fifth-most points the Orange and Blue have ever tallied in a quarter.

After each team got a triple at the onset of the fourth quarter, LA Tech went on the aforementioned 8-0 run that ultimately doomed the Orange and Blue.



2020-21 UTEP BASKETBALL STATS & FACTS

1		ARINA KHLOPKOVA • SO. • G • 6-0 • MOSCOW, RUSSIA	PTS 3.0	RBS 1.0	ASTS 0.3	FG% .370	3FG .294	FT% .500	<ul style="list-style-type: none"> • Played in all 30 contests, made four starts, while pitching 4.3 ppg and 1.6 rpg • Had 19 3-point makes and 22 field goals made from inside the arc • Posted career highs in points (20) and rebounds (five) against Georgia State • International business major
3		KATIA GALLEGOS • SO. • G • 5-7 • EL PASO, TEXAS	PTS 16.5	RBS 4.5	ASTS 4.8	FG% .452	3FG .316	FT% .696	<ul style="list-style-type: none"> • Scored a career-high in the season-opener against NMSU (11/25/20) • Named to the C-USA Preseason Team in Nov. and Nancy Lieberman Award Watch List • Named to the C-USA All-Freshman team • Set a program freshman record with 154 assists in 2019-20 • Led C-USA in assists in the 2019-20 season
5		DESTINY THURMAN • JR. • G • 5-7 • ARLINGTON, TEXAS	PTS 8.1	RBS 2.6	ASTS 1.1	FG% .351	3FG .222	FT% .600	<ul style="list-style-type: none"> • Scored 14 points and pulled down five reb in her UTEP debut at Utah State (12/13/20) • Named a National Junior College All-American as both a fr. (second team) and so. (third team) at Collin County Community College • Player of the Year for the North Texas Junior College Athletic Conference and named to the All-Conference First Team and NJCAA Region V All-Region Team as a sophomore
11		ISIS LOPES • SO. • G • 5-11 • MELBOURNE, AUSTRALIA	PTS 9.0	RBS 3.6	ASTS 1.8	FG% .556	3FG .455	FT% .750	<ul style="list-style-type: none"> • Scored 10 points and two 3-pointers in her debut at NAU (12/17/20) • Played one year with Clemson, will have three seasons of eligibility with the Miners • Set season highs for pts (five), rebs (two) and min (13) at North Carolina (2/2/20)
12		TIA BRADSHAW • SR. • G • 5-9 • DODGE CITY, KAN.	PTS 2.2	RBS 1.8	ASTS 0.6	FG% .350	3FG .200	FT% .818	<ul style="list-style-type: none"> • Played in all 30 games on the 2019-20 season, chipping in 2.2 ppg, 1.3 rpg and 0.9 apg • Tied for fifth on the squad in steals (19) in 2019-20 • Kinesiology major
13		SABINE LIPE • JR. • G • 5-9 • LIEPAJA, LATVIA	PTS 4.0	RBS 3.5	ASTS 1.7	FG% .277	3FG .200	FT% .909	<ul style="list-style-type: none"> • Leads the team with five charges • Played in all 30 games, including making 10 starts in 2019-20 • Pitched in 4.7 ppg and 2.2 rebounds per game • Earned a spot in the starting line-up in nine of the final 10 contests last season • Civil engineering major
15		AVERY CROUSE • SO. • G • 6-0 • SACHSE, TEXAS	PTS 8.1	RBS 4.7	ASTS 1.5	FG% .349	3FG .233	FT% .629	<ul style="list-style-type: none"> • Ranked fourth on the squad in scoring (8.0 ppg), rebs (3.3 rpg) and stls (32) last season • Cracked top-10 UTEP freshman season rankings for 3-point % (33.3-sixth), field-goal % (42.2-seventh), 3s made (23-tied ninth) and points (241) • Reached double figures in scoring in five of final six games of last season • Biochemistry major
20		DAGNE APSITE • FR. • F • 6-2 • KONGSBERG, NORWAY	PTS 2.3	RBS 0.7	ASTS 0.0	FG% 1.000	3FG 1.000	FT% .000	<ul style="list-style-type: none"> • Gained experience on the international level while competing with the U16 and U17 Latvian National team • Also has played with BK Saldus Sporta Skola
21		ELINA ARIKE • FR. • F • 6-2 • SALDUS, LATVIA	PTS 4.5	RBS 2.4	ASTS 0.7	FG% .364	3FG .091	FT% .500	<ul style="list-style-type: none"> • Ample international playing experience with Finland at numerous tournaments, competing for the U18 and U20 teams • Averaged 8.3 points, 5.2 rebounds and 1.2 assists in six games in summer of 2019 at the U20 European Championships Division B
22		DEJANAЕ ROEBUCK • SR. • F • 6-0 • OLATHE, KAN.	PTS 7.6	RBS 3.3	ASTS 0.9	FG% .464	3FG .429	FT% .636	<ul style="list-style-type: none"> • Set a career-high in points (15) in the Miners' victory over NMSU. Six of Roebuck's points came in the overtime period (11/25/20) • Averaging the second-most scoring for the Miners and leads the team in rebounds • Played in 29 games off the bench, chipping in 3.1 ppg and 1.2 apg last season • Criminal justice major
33		MICHELLE PRUITT • SR. • F/C • 5-11 • CHICAGO, ILL.	PTS 8.2	RBS 5.5	ASTS 1.0	FG% .528	3FG .000	FT% .560	<ul style="list-style-type: none"> • Led the Miners in scoring with 17 points in their loss to NAU (12/17/20) • Played in 29 games, including starting eight times in the 2019-20 season while pitched in 5.6 ppg on a squad-leading 54.0 percent (68-126) shooting from the floor • Business administration major
55		BRENDA FONTANA • FR. • F • 6-1 • MORENO, ARGENTINA	PTS 1.1	RBS 1.1	ASTS 0.6	FG% .357	3FG .000	FT% .200	<ul style="list-style-type: none"> • Opened her Miner career with five points, six rebs and a block off the bench against NMSU (11/25/20). • Extensive international experience with Argentina, playing for U17, U18 and U19 teams • Put up 7.3 ppg and 5.1 rebounds per contest across the board at the different events

DAY. BY. DAY

UTEP CAREER HIGHS

#20 DAGNE APSITE

PTS: _____ 5, Southern Miss (1/1/21)
 REB: _____ 2, Southern Miss (1/1/21)
 AST: _____ -
 STL: _____ -
 BLK: _____ -
 FG: _____ 2, Southern Miss (1/1/21)
 FGA: _____ 2, Southern Miss (1/1/21)
 3FG: _____ 1, Southern Miss (1/1/21)
 3FGA: _____ 1, Southern Miss (1/1/21)
 FT: _____ -
 FTA: _____ -
 MIN: _____ 7, Southern Miss (1/1/21)

#55 BRENDA FONTANA

PTS: _____ 5, NMSU (11/25/20)
 REB: _____ 6, NMSU (11/25/20)
 AST: _____ 2, 2x, Last vs. Southern Miss (1/1/21)
 STL: _____ 1, at Rice (1/8/21)
 BLK: _____ 1, NMSU (11/25/20)
 FG: _____ 2, 2x, Last vs. Incarnate Word (11/28/20)
 FGA: _____ 5, Incarnate Word (11/28/20)
 3FG: _____ -
 3FGA: _____ 1, 2x, Last at NAU (12/17/20)
 FT: _____ 1, NMSU (11/25/20)
 FTA: _____ 4, NMSU (11/25/20)
 MIN: _____ 17, Incarnate Word (11/28/20)

#11 ISIS LOPES

PTS: _____ 16, North Texas (1/16/21)
 REB: _____ 6, at Rice (1/8/21)
 AST: _____ 4, at Rice (1/8/21)
 STL: _____ 2, Southern Miss (1/1/21)
 BLK: _____ 1, at Rice (1/9/21)
 FG: _____ 7, North Texas (1/16/21)
 FGA: _____ 10, North Texas (1/16/21)
 3FG: _____ 2, 5x, Last vs. North Texas (1/16/21)
 3FGA: _____ 4, 3x, Last vs. North Texas (1/16/21)
 FT: _____ 2, Southern Miss (1/2/21)
 FTA: _____ 2, 2x, Last vs. North Texas (1/16/21)
 MIN: _____ 30, 2x, Last at Rice (1/9/21)

#21 ELINA ARIKE

PTS: _____ 15, at Rice (1/8/21)
 REB: _____ 8, at Rice (1/8/21)
 AST: _____ 1, 8x, Last vs. UNT (1/16/21)
 STL: _____ 2, at Rice (1/9/21)
 BLK: _____ 1, 2x, Last at Rice (1/9/21)
 FG: _____ 7, at Rice (1/8/21)
 FGA: _____ 16, at Rice (1/8/21)
 3FG: _____ 1, Incarnate Word (11/28/20)
 3FGA: _____ 3, 2x, last at Rice (1/9/21)
 FT: _____ 4, at NMSU (12/2/20)
 FTA: _____ 4, 3x, Last at Southern Miss (1/2/21)
 MIN: _____ 28, at Rice (1/8/21)

#3 KATIA GALLEGOS

PTS: _____ 25, NMSU (11/25/20)
 REB: _____ 11, Florida Atlantic (11/30/19)
 AST: _____ 12, USM (2/29/20)
 STL: _____ 7, USM (2/29/20)
 BLK: _____ 3, Florida Atlantic (3/11/20)
 FG: _____ 9, NMSU (11/25/20)
 FGA: _____ 23, NMSU (11/25/20)
 3FG: _____ 3, 5x, Last at Rice (1/9/21)
 3FGA: _____ 7, 5x, Last at Rice (1/9/21)
 FT: _____ 9, at Southern Miss (1/9/20)
 FTA: _____ 10, 3x, Last vs. NMSU (11/25/20)
 MIN: _____ 44, NMSU (11/25/20)

#33 MICHELLE PRUITT

PTS: _____ 17, at NAU (12/17/20)
 REB: _____ 11, 3x, Last at Rice (1/23/20)
 AST: _____ 6, 2x, Last vs. UTSA (1/15/20)
 STL: _____ 2, 3x, Last vs. UAB (2/1/20)
 BLK: _____ 1, 6x, Last at NAU (12/17/20)
 FG: _____ 8, at NAU (12/17/20)
 FGA: _____ 13, at NAU (12/17/20)
 3FG: _____ 2, 2x, Last vs. LA Tech (1/11/20)
 3FGA: _____ 5, New Mexico (11/19/19)
 FT: _____ 4, 2x, Last vs. Southern Miss (1/1/21)
 FTA: _____ 7, Southern Miss (1/1/21)
 MIN: _____ 36, NM State (11/12/19)

#12 TIA BRADSHAW

PTS: _____ 9, at Rice (1/8/21)
 REB: _____ 5, 2x, Last at Rice (1/9/21)
 AST: _____ 4, 2x, Last Rice (1/23/20)
 STL: _____ 2, 3x, Last vs. UNT (1/15/21)
 BLK: _____ 1, NMSU (11/23/19)
 FG: _____ 3, 3x, last at Rice (1/8/21)
 FGA: _____ 8, at MT (1/30/20)
 3FG: _____ 1, 4x, Last at Rice (1/8/21)
 3FGA: _____ 3, UTSA (1/18/20)
 FT: _____ 3, Weber State (12/5/19)
 FTA: _____ 6, Weber State (12/5/19)
 MIN: _____ 25, NMSU (11/25/20)

#1 ARINA KHLOPKOVA

PTS: _____ 20, Georgia State (11/30/19)
 REB: _____ 5, Georgia State (11/30/19)
 AST: _____ 2, 2x, Last vs. Southern Miss (1/1/21)
 STL: _____ 2, 3x, Last at Marshall (2/15/20)
 BLK: _____ 1, 3x, Last vs. Florida Atlantic (3/11/20)
 FG: _____ 5, 2x, Last vs. USM (2/29/20)
 FGA: _____ 10, 2x, Last vs. USM (2/29/20)
 3FG: _____ 3, USM (2/29/20)
 3FGA: _____ 6, USM (2/29/20)
 FT: _____ 8, Georgia State (11/30/19)
 FTA: _____ 10, Georgia State (11/30/19)
 MIN: _____ 32, Georgia State (11/30/19)

#22 DEJANAE ROEBUCK

PTS: _____ 17, Southern Miss (1/2/21)
 REB: _____ 8, at NMSU (12/2/20)
 AST: _____ 2, 4x, Last vs. Southern Miss (1/2/21)
 STL: _____ 4, at NMSU (12/2/20)
 BLK: _____ 3, at Utah State (12/13/20)
 FG: _____ 7, at NMSU (12/2/20)
 FGA: _____ 13, at NMSU (12/2/20)
 3FG: _____ 3, Southern Miss (1/2/21)
 3FGA: _____ 4, at Utah State (12/13/20)
 FT: _____ 6, NMSU (11/25/20)
 FTA: _____ 7, NMSU (11/25/20)
 MIN: _____ 40, at NMSU (12/2/20)

#15 AVERY CROUSE

PTS: _____ 21, 2x, Last vs. USM (2/29/20)
 REB: _____ 9, 3x, Last vs. UNT (1/16/21)
 AST: _____ 5, at FIU (1/2/20)
 STL: _____ 4, 3x, Last at Utah State (12/13/20)
 BLK: _____ 3, Tulsa (12/29/19)
 FG: _____ 8, at UTSA (2/20/20)
 FGA: _____ 18, Incarnate Word (11/28/20)
 3FG: _____ 3, 2x, Last vs. USM (2/29/20)
 3FGA: _____ 6, at UTSA (2/20/20)
 FT: _____ 7, 2x, Last vs. Southern Miss (1/1/21)
 FTA: _____ 8, 2x, Last at NMSU (12/2/20)
 MIN: _____ 40, 2x, Last at North Texas (3/7/20)

#13 SABINE LIPE

PTS: _____ 16, Florida Atlantic (3/11/20)
 REB: _____ 8, at NMSU (12/2/20)
 AST: _____ 7, at UTSA (1/5/19)
 STL: _____ 3, 2x, Last at UTSA (2/20/20)
 BLK: _____ 3, Alcorn State (11/16/19)
 FG: _____ 5, Florida Atlantic (3/11/20)
 FGA: _____ 11, at NMSU (12/2/20)
 3FG: _____ 4, Charlotte (2/6/20)
 3FGA: _____ 6, 2x, Last vs. MT (2/22/20)
 FT: _____ 5, at UTSA (1/5/19)
 FTA: _____ 6, at UTSA (1/5/19)
 MIN: _____ 36, at NMSU (12/2/20)

#5 DESTINY THURMAN

PTS: _____ 14, 3x, Last at Rice (1/8/21)
 REB: _____ 5, 2x, Last vs. North Texas (1/15/21)
 AST: _____ 4, Southern Miss (1/1/21)
 STL: _____ 4, Southern Miss (1/1/21)
 BLK: _____ -
 FG: _____ 6, 2x, Last at Rice (1/8/21)
 FGA: _____ 18, at Utah State (12/13/20)
 3FG: _____ 3, at Utah State (12/13/20)
 3FGA: _____ 10, at Utah State (12/13/20)
 FT: _____ 1, 3x, Last vs. North Texas (1/16/21)
 FTA: _____ 2, 2x, Last vs. North Texas (1/16/21)
 MIN: _____ 34, at Utah State (12/13/20)



2020-21 STATISTICS



2020-21 UTEP Women's Basketball Season Box Score All games

Page 1/1
as of Jan 20, 2021

Game Records

Record	Overall	Home	Away	Neutral
ALL GAMES	6-5	6-1	0-4	0-0
CONFERENCE	3-3	3-1	0-2	0-0
NON-CONFERENCE	3-2	3-0	0-2	0-0

Team Box Score

No.	Player	Total			3-Point		F-Throw		Rebounds													
		GP-GS	MIN	AVG	FG-FGA	FG%	3FG-FGA	3FG%	FT-FTA	FT%	OFF	DEF	TOT	AVG	PF	DQ	A	TO	BLK	STL	PTS	AVG
3	GALLEGOS, Katia	11-11	392:31	35.7	66-146	.452	18-57	.316	32-46	.696	11	38	49	4.5	22	0	53	36	2	23	182	16.5
11	LOPES, Isis	7-0	165:28	23.6	25-45	.556	10-22	.455	3-4	.750	5	20	25	3.6	6	0	13	3	1	4	63	9.0
33	PRUITT, Michelle	11-1	207:32	18.9	38-72	.528	0-0	.000	14-25	.560	26	35	61	5.5	20	0	11	20	1	3	90	8.2
5	THURMAN, Destiny	8-7	203:57	25.5	27-77	.351	8-36	.222	3-5	.600	4	17	21	2.6	20	1	9	11	0	11	65	8.1
15	CROUSE, Avery	11-11	307:12	27.9	30-86	.349	7-30	.233	22-35	.629	10	42	52	4.7	31	0	17	24	0	13	89	8.1
22	ROEBUCK, Dejanae	11-11	244:48	22.3	32-69	.464	6-14	.429	14-22	.636	18	18	36	3.3	22	0	10	23	5	16	84	7.6
31	MODAWAR, Tatyana	5-0	63:58	12.8	8-18	.444	1-4	.250	6-10	.600	7	10	17	3.4	4	0	2	4	0	1	23	4.6
21	ARIKE, Elina	11-10	159:35	14.5	20-55	.364	1-11	.091	8-16	.500	16	10	26	2.4	17	0	8	16	2	4	49	4.5
13	LIPE, Sabine	10-3	206:13	20.6	13-47	.277	4-20	.200	10-11	.909	9	26	35	3.5	17	0	17	17	0	7	40	4.0
1	KHLOPKOVA, Arina	10-0	102:39	10.3	10-27	.370	5-17	.294	5-10	.500	3	7	10	1.0	11	0	3	7	0	0	30	3.0
20	APSITE, Dagne	3-0	09:33	3.2	3-3	1.000	1-1	1.000	0-0	.000	1	1	2	0.7	3	0	0	3	0	0	7	2.3
12	BRADSHAW, Tia	11-1	124:28	11.3	7-20	.350	1-5	.200	9-11	.818	5	15	20	1.8	12	0	7	13	0	6	24	2.2
55	FONTANA, Brenda	10-0	62:05	6.2	5-14	.357	0-2	.000	1-5	.200	5	6	11	1.1	6	0	6	9	1	1	11	1.1
Team											17	14	31					2				
Total		11	2250		284-679	.418	62-219	.283	127-200	.635	137	259	396	36.0	191	1	156	188	12	89	757	68.8
Opponents		11	2239		276-637	.433	56-153	.366	140-192	.729	115	276	391	35.5	200	3	137	202	36	91	748	68.0

Score by Periods

Team	1st	2nd	3rd	4th	OT	TOT
UTEP	202	191	162	175	27	757
Opponents	201	196	182	154	15	748

2020-21 STATISTICS



2020-21 UTEP Women's Basketball Team Game-by-Game All games

Page 1/1
as of Jan 20, 2021

Opponent	Date	Score		Total		3-Pointers		Free throws		Rebounds				PF	A	TO	BLK	STL	PTS	AVG
				FG-FGA	PCT	3FG-FGA	PCT	FT-FTA	PCT	OFF	DEF	TOT	AVG							
New Mexico St.	11/25/2020	80-76	Wot	26-62	.419	3-14	.214	25-37	.676	15	29	44	44.0	17	13	22	1	5	80	80.0
Incarnate Word	11/28/2020	67-63	W	28-67	.418	4-17	.235	7-10	.700	13	23	36	40.0	22	11	20	0	8	67	73.5
New Mexico St.	12/02/2020	81-73	Wot	29-67	.433	7-19	.368	16-30	.533	15	30	45	41.7	18	18	23	0	11	81	76.0
at Utah St.	12/13/2020	65-68	L	23-64	.359	8-28	.286	11-18	.611	9	24	33	39.5	14	13	13	3	8	65	73.3
at Northern Ariz.	12/17/2020	75-83	L	31-70	.443	5-20	.250	8-13	.615	12	21	33	38.2	17	17	12	1	10	75	73.6
Southern Miss.	01/01/2021	83-65	W	28-59	.475	9-24	.375	18-25	.720	15	21	36	37.8	17	24	20	0	11	83	75.2
Southern Miss.	01/02/2021	74-72	W	26-53	.491	9-23	.391	13-20	.650	9	15	24	35.9	17	16	18	2	8	74	75.0
at Rice	01/08/2021	68-74	L	28-70	.400	6-23	.261	6-9	.667	20	20	40	36.4	21	13	15	1	8	68	74.1
at Rice	01/09/2021	43-55	L	16-59	.271	6-23	.261	5-6	.833	14	24	38	36.6	18	7	15	3	6	43	70.7
North Texas	01/15/2021	59-67	L	23-56	.411	2-13	.154	11-18	.611	8	24	32	36.1	16	10	18	0	8	59	69.5
North Texas	01/16/2021	62-52	W	26-52	.500	3-15	.200	7-14	.500	7	28	35	36.0	14	14	12	1	6	62	68.8
Total		757		284-679	.418	62-219	.283	127-200	.635	137	259	396	36.0	191	156	188	12	89	757	68.8
Opponents		748		276-637	.433	56-153	.366	140-192	.729	115	276	391	35.5	200	137	202	36	91	748	68.0

UTEP Averages

Games Played	Points/game	FG Pct	3FG Pct	FT Pct	Rebounds/game	Assists/game	Turnovers/game	Assist/Turnover ratio	Steals/game	Blocks/game
11	68.8	41.8	28.3	63.5	36.0	14.2	17.1	0.8	8.1	1.1



2020-21 STATISTICS


 2020-21 UTEP Women's Basketball
 Team Overall Conference
 All games

 Page 1/1
 as of Jan 20, 2021

Summary

Player	Overall Statistics										Conference Statistics									
	GP-GS	MIN/G	FG%	3FG%	FT%	R/G	A/G	STL	BLK	PTS/G	GP-GS	MIN/G	FG%	3FG%	FT%	R/G	A/G	STL	BLK	PTS/G
GALLEGOS, Katia	11-11	35.7	.452	.316	.696	4.5	4.8	23	2	16.5	6-6	32.3	.444	.333	.700	3.8	4.5	10	2	14.7
LOPES, Isis	7-0	23.6	.556	.455	.750	3.6	1.9	4	1	9.0	6-0	24.5	.553	.444	.750	3.7	1.8	4	1	8.8
PRUITT, Michelle	11-1	18.9	.528	.000	.560	5.5	1.0	3	1	8.2	6-0	19.9	.543	.000	.667	5.7	1.0	2	0	8.0
THURMAN, Destiny	8-7	25.5	.351	.222	.600	2.6	1.1	11	0	8.1	6-6	24.3	.385	.208	.667	2.3	1.2	8	0	7.8
CROUSE, Avery	11-11	27.9	.349	.233	.629	4.7	1.5	13	0	8.1	6-6	24.1	.400	.308	.667	4.5	1.5	4	0	7.3
ROEBUCK, Dejanae	11-11	22.3	.464	.429	.636	3.3	0.9	16	5	7.6	6-6	17.0	.346	.500	.429	1.8	1.0	8	2	4.0
MODAWAR, Tatyana	5-0	12.8	.444	.250	.600	3.4	0.4	1	0	4.6	0-0	0.0	.000	.000	0.0	0.0	0	0	0.0	
ARIKE, Elina	11-10	14.5	.364	.091	.500	2.4	0.7	4	2	4.5	6-6	19.2	.410	.000	.400	3.7	0.5	4	2	6.0
LIPE, Sabine	10-3	20.6	.277	.200	.909	3.5	1.7	7	0	4.0	6-0	16.5	.261	.167	1.000	2.5	1.0	2	0	3.0
KHLOPKOVA, Arina	10-0	10.3	.370	.294	.500	1.0	0.3	0	0	3.0	5-0	7.2	.182	.143	.500	0.8	0.4	0	0	1.4
APSITE, Dagne	3-0	3.2	1.000	1.000	.000	0.7	0.0	0	0	2.3	2-0	3.8	1.000	1.000	.000	1.0	0.0	0	0	2.5
BRADSHAW, Tia	11-1	11.3	.350	.200	.818	1.8	0.6	6	0	2.2	6-0	12.0	.417	.500	.857	2.5	0.8	4	0	2.8
FONTANA, Brenda	10-0	6.2	.357	.000	.200	1.1	0.6	1	1	1.1	5-0	3.5	.250	.000	.000	0.2	0.4	1	0	0.4
Totals	11		.418	.283	.635	36.0	14.2	89	12	68.8	6		.421	.289	.652	34.2	14.0	47	7	64.8
Opponent	11		.433	.366	.729	35.5	12.5	91	36	68.0	6		.436	.319	.700	34.8	12.7	40	22	64.2

Scoring

Player	Overall Statistics								Conference Statistics							
	FG-FGA	FG%	3FG-3FGA	3FG%	FT-FTA	FT%	PTS	PTS/G	FG-FGA	FG%	3FG-3FGA	3FG%	FT-FTA	FT%	PTS	PTS/G
GALLEGOS, Katia	66-146	.452	18-57	.316	32-46	.696	182	16.5	32-72	.444	10-30	.333	14-20	.700	88	14.7
LOPES, Isis	25-45	.556	10-22	.455	3-4	.750	63	9.0	21-38	.553	8-18	.444	3-4	.750	53	8.8
PRUITT, Michelle	38-72	.528	0-0	.000	14-25	.560	90	8.2	19-35	.543	0-0	.000	10-15	.667	48	8.0
THURMAN, Destiny	27-77	.351	8-36	.222	3-5	.600	65	8.1	20-52	.385	5-24	.208	2-3	.667	47	7.8
CROUSE, Avery	30-86	.349	7-30	.233	22-35	.629	89	8.1	14-35	.400	4-13	.308	12-18	.667	44	7.3
ROEBUCK, Dejanae	32-69	.464	6-14	.429	14-22	.636	84	7.6	9-26	.346	3-6	.500	3-7	.429	24	4.0
MODAWAR, Tatyana	8-18	.444	1-4	.250	6-10	.600	23	4.6	0-0	.000	0-0	.000	0-0	.000	0	0.0
ARIKE, Elina	20-55	.364	1-11	.091	8-16	.500	49	4.5	16-39	.410	0-8	.000	4-10	.400	36	6.0
LIPE, Sabine	13-47	.277	4-20	.200	10-11	.909	40	4.0	6-23	.261	2-12	.167	4-4	1.000	18	3.0
KHLOPKOVA, Arina	10-27	.370	5-17	.294	5-10	.500	30	3.0	2-11	.182	1-7	.143	2-4	.500	7	1.4
APSITE, Dagne	3-3	1.000	1-1	1.000	0-0	.000	7	2.3	2-2	1.000	1-1	1.000	0-0	.000	5	2.5
BRADSHAW, Tia	7-20	.350	1-5	.200	9-11	.818	24	2.2	5-12	.417	1-2	.500	6-7	.857	17	2.8
FONTANA, Brenda	5-14	.357	0-2	.000	1-5	.200	11	1.1	1-4	.250	0-0	.000	0-0	.000	2	0.4
Totals	284-679	.418	62-219	.283	127-200	.635	757	68.8	147-349	.421	35-121	.289	60-92	.652	389	64.8
Opponent	276-637	.433	56-153	.366	140-192	.729	748	68.0	146-335	.436	23-72	.319	70-100	.700	385	64.2

Totals

Player	Overall Statistics										Conference Statistics									
	O-REB	D-REB	TOTAL	PF	FO	A	TO	A/TO	HI	PTS	O-REB	D-REB	TOTAL	PF	FO	A	TO	A/TO	HI	PTS
GALLEGOS, Katia	11	38	49	22	0	53	36	1.5	25	6	17	23	11	0	27	15	1.8	22	22	
LOPES, Isis	5	20	25	6	0	13	3	4.3	16	4	18	22	5	0	11	2	5.5	16	16	
PRUITT, Michelle	26	35	61	20	0	11	20	0.6	17	16	18	34	12	0	6	13	0.5	12	12	
THURMAN, Destiny	4	17	21	20	1	9	11	0.8	14	3	11	14	12	0	7	9	0.8	14	14	
CROUSE, Avery	10	42	52	31	0	17	24	0.7	14	6	21	27	16	0	9	9	1.0	14	14	
ROEBUCK, Dejanae	18	18	36	22	0	10	23	0.4	17	4	7	11	9	0	6	14	0.4	17	17	
MODAWAR, Tatyana	7	10	17	4	0	2	4	0.5	8	0	0	0	0	0	0	0	0.0	0	0	
ARIKE, Elina	16	10	26	17	0	8	16	0.5	15	14	8	22	12	0	3	9	0.3	15	15	
LIPE, Sabine	9	26	35	17	0	17	17	1.0	9	3	12	15	10	0	6	9	0.7	6	6	
KHLOPKOVA, Arina	3	7	10	11	0	3	7	0.4	8	2	2	4	6	0	2	6	0.3	6	6	
APSITE, Dagne	1	1	2	3	0	0	3	0.0	5	1	1	2	2	0	0	3	0.0	5	5	
BRADSHAW, Tia	5	15	20	12	0	7	13	0.5	9	4	11	15	7	0	5	6	0.8	9	9	
FONTANA, Brenda	5	6	11	6	0	6	9	0.7	5	1	0	1	1	0	2	1	2.0	2	2	
Totals	137	259	396	191	1	156	188	0.8	83	73	132	205	103	0	84	98	0.9	83	83	
Opponent	115	276	391	200	3	137	202	0.7	83	69	140	209	100	1	76	101	0.8	74	74	



2020-21 STATISTICS

Team Statistics

	UTEP	OPP
Scoring	757	748
Points per game	68.8	68.0
Scoring margin	+0.8	-
Field goals-att	284-679	276-637
Field goal pct	.418	.433
3 point fg-att	62-219	56-153
3-point FG pct	.283	.366
3-pt FG made per game	5.6	5.1
Free throws-att	127-200	140-192
Free throw pct	.635	.729
F-Throws made per game	11.5	12.7
Rebounds	396	391
Rebounds per game	36.0	35.5
Rebounding margin	+0.5	-
Assists	156	137
Assists per game	14.2	12.5
Turnovers	188	202
Turnovers per game	17.1	18.4
Turnover margin	+1.3	-
Assist/turnover ratio	0.8	0.7
Steals	89	91
Steals per game	8.1	8.3
Blocks	12	36
Blocks per game	1.1	3.3
Winning streak	1	-
Home win streak	1	-
Attendance	543	227
Home games-Avg/Game	7-78	4-57
Neutral site-Avg/Game	-	0-0

Score by Periods

Team	1st	2nd	3rd	4th	OT	TOT
UTEP	202	191	162	175	27	757
Opponents	201	196	182	154	15	748



2020-21 STATISTICS



2020-21 UTEP Women's Basketball Player Highs Analysis All games

Page 1/4
as of Jan 20, 2021

UTEP - Individual Game Highs

POINTS	25		Katia Gallegos vs New Mexico St. (11/25/2020)
	22		Katia Gallegos vs Southern Miss. (01/02/2021)
	22		Katia Gallegos vs New Mexico St. (12/02/2020)
	21		Katia Gallegos vs North Texas (01/16/2021)
	19		Katia Gallegos at Utah St. (12/13/2020)
FIELD GOALS MADE	9		Katia Gallegos vs New Mexico St. (11/25/2020)
	8		Katia Gallegos vs North Texas (01/16/2021)
	8		Katia Gallegos vs Southern Miss. (01/02/2021)
	8		Michelle Pruitt at Northern Ariz. (12/17/2020)
	8		Katia Gallegos vs New Mexico St. (12/02/2020)
FIELD GOAL ATTEMPTS	23		Katia Gallegos vs New Mexico St. (11/25/2020)
	18		Destiny Thurman at Utah St. (12/13/2020)
	18		Avery Crouse vs Incarnate Word (11/28/2020)
FIELD GOAL PERCENTAGE (min 5 made)	.857	(6-7)	Dejanae Roebuck vs Southern Miss. (01/02/2021)
	.833	(5-6)	Michelle Pruitt vs Southern Miss. (01/02/2021)
3 PT FG MADE	3		Katia Gallegos at Rice (01/09/2021)
	3		Dejanae Roebuck vs Southern Miss. (01/02/2021)
	3		Katia Gallegos vs Southern Miss. (01/02/2021)
	3		Destiny Thurman at Utah St. (12/13/2020)
	3		Katia Gallegos vs New Mexico St. (12/02/2020)
3 PT FG ATTEMPTS	10		Destiny Thurman at Utah St. (12/13/2020)
	7		Katia Gallegos at Rice (01/09/2021)
	7		Katia Gallegos at Rice (01/08/2021)
	7		Destiny Thurman vs Southern Miss. (01/01/2021)
	7		Katia Gallegos vs New Mexico St. (12/02/2020)
3 PT FG PERCENTAGE (min 2 made)	1.000	(3-3)	Dejanae Roebuck vs Southern Miss. (01/02/2021)
	1.000	(2-2)	Isis Lopes vs Southern Miss. (01/01/2021)
FREE THROWS MADE	7		Avery Crouse vs Southern Miss. (01/01/2021)
	7		Katia Gallegos vs New Mexico St. (11/25/2020)
FREE THROW ATTEMPTS	10		Katia Gallegos vs New Mexico St. (11/25/2020)
	8		Avery Crouse vs New Mexico St. (12/02/2020)
FREE THROW PERCENTAGE (min 3 made)	1.000	(7-7)	Avery Crouse vs Southern Miss. (01/01/2021)
	1.000	(4-4)	Elina Arike vs New Mexico St. (12/02/2020)
REBOUNDS	9		Avery Crouse vs North Texas (01/16/2021)
	9		Avery Crouse vs Incarnate Word (11/28/2020)
ASSISTS	7		Katia Gallegos vs North Texas (01/15/2021)
	6		Katia Gallegos vs North Texas (01/16/2021)
	6		Katia Gallegos vs New Mexico St. (12/02/2020)
	6		Katia Gallegos vs Incarnate Word (11/28/2020)
STEALS	5		Katia Gallegos vs New Mexico St. (12/02/2020)
	4		Destiny Thurman vs Southern Miss. (01/01/2021)
	4		Avery Crouse at Utah St. (12/13/2020)
	4		Dejanae Roebuck vs New Mexico St. (12/02/2020)
BLOCKED SHOTS	3		Dejanae Roebuck at Utah St. (12/13/2020)
	2		Dejanae Roebuck vs Southern Miss. (01/02/2021)
TURNOVERS	7		Katia Gallegos vs New Mexico St. (11/25/2020)
	6		Avery Crouse vs New Mexico St. (12/02/2020)
	6		Katia Gallegos vs New Mexico St. (12/02/2020)

2020-21 STATISTICS

Opponent - Individual Game Highs

POINTS	25		Aaliyah Prince vs New Mexico St. (12/02/2020)
	20		Jacquelynn Nakai at Northern Ariz. (12/17/2020)
	20		Soufia Inoussa vs New Mexico St. (11/25/2020)
	19		N'Yah Boyd vs North Texas (01/16/2021)
	17		Quincy Noble vs North Texas (01/15/2021)
	17		N'Yah Boyd vs North Texas (01/15/2021)
	17		Melyia Grayson vs Southern Miss. (01/02/2021)
FIELD GOALS MADE	10		Aaliyah Prince vs New Mexico St. (12/02/2020)
	8		Melyia Grayson vs Southern Miss. (01/02/2021)
	8		Soufia Inoussa vs New Mexico St. (11/25/2020)
FIELD GOAL ATTEMPTS	15		Aaliyah Prince vs New Mexico St. (12/02/2020)
	14		N'Yah Boyd vs North Texas (01/16/2021)
	14		Quincy Noble vs North Texas (01/15/2021)
	14		Aaliyah Prince vs New Mexico St. (11/25/2020)
	14		Soufia Inoussa vs New Mexico St. (11/25/2020)
FIELD GOAL PERCENTAGE (min 5 made)	.889	(8-9)	Melyia Grayson vs Southern Miss. (01/02/2021)
	.875	(7-8)	Sydne Wiggins at Rice (01/09/2021)
3 PT FG MADE	4		Emmie Harris at Utah St. (12/13/2020)
	4		Soufia Inoussa vs New Mexico St. (11/25/2020)
3 PT FG ATTEMPTS	9		Quincy Noble vs North Texas (01/15/2021)
	9		Jacey Bailey at Northern Ariz. (12/17/2020)
3 PT FG PERCENTAGE (min 2 made)	1.000	(4-4)	Soufia Inoussa vs New Mexico St. (11/25/2020)
	1.000	(2-2)	Adrianna Henderson vs New Mexico St. (11/25/2020)
FREE THROWS MADE	6		N'Yah Boyd vs North Texas (01/16/2021)
	6		Quincy Noble vs North Texas (01/15/2021)
	6		Jacquelynn Nakai at Northern Ariz. (12/17/2020)
	6		Jaaucklyn Moore vs Incarnate Word (11/28/2020)
FREE THROW ATTEMPTS	8		Aaliyah Prince vs New Mexico St. (12/02/2020)
	8		Starr Omozee vs Incarnate Word (11/28/2020)
FREE THROW PERCENTAGE (min 3 made)	1.000	(6-6)	Quincy Noble vs North Texas (01/15/2021)
	1.000	(6-6)	Jacquelynn Nakai at Northern Ariz. (12/17/2020)
	1.000	(6-6)	Jaaucklyn Moore vs Incarnate Word (11/28/2020)
	1.000	(4-4)	Lauren Schwartz at Rice (01/09/2021)
	1.000	(4-4)	Sydne Wiggins at Rice (01/08/2021)
	1.000	(4-4)	Jalise Smallwood vs Southern Miss. (01/02/2021)
	1.000	(4-4)	Adrianna Henderson vs New Mexico St. (12/02/2020)
	1.000	(4-4)	Soufia Inoussa vs New Mexico St. (12/02/2020)
1.000	(3-3)	Jessica Chatman at Utah St. (12/13/2020)	
REBOUNDS	10		Nancy Mulkey at Rice (01/09/2021)
	10		Jessica Chatman at Utah St. (12/13/2020)
ASSISTS	5		Lauren Schwartz at Rice (01/08/2021)
	5		Miki'ala Maio at Northern Ariz. (12/17/2020)
	5		Emmie Harris at Utah St. (12/13/2020)
	5		Faith Brantley at Utah St. (12/13/2020)
STEALS	5		Starr Omozee vs Incarnate Word (11/28/2020)
	4		Daishai Almond vs Southern Miss. (01/02/2021)
	4		Jalise Smallwood vs Southern Miss. (01/02/2021)
	4		Bre Mathews at Utah St. (12/13/2020)
	4		Nana Sule vs New Mexico St. (12/02/2020)
BLOCKED SHOTS	6		Nancy Mulkey at Rice (01/09/2021)
	6		Nancy Mulkey at Rice (01/08/2021)
TURNOVERS	6		Daishai Almond vs Southern Miss. (01/01/2021)
	6		Rodrea Echols vs New Mexico St. (11/25/2020)



2020-21 STATISTICS



2020-21 UTEP Women's Basketball Category Leaders All games

Page 1/3
as of Jan 20, 2021

Points

##	Player	G	Pts	Pts/G
3	Gallegos, Katia	11	182	16.5
33	Pruitt, Michelle	11	90	8.2
15	Crouse, Avery	11	89	8.1
22	Roebuck, Dejanae	11	84	7.6
5	Thurman, Destiny	8	65	8.1
11	Lopes, Isis	7	63	9.0
21	Arike, Elina	11	49	4.5
13	Lipe, Sabine	10	40	4.0
1	Khlopkova, Arina	10	30	3.0
12	Bradshaw, Tia	11	24	2.2
31	Modawar, Tatyana	5	23	4.6
55	Fontana, Brenda	10	11	1.1
20	Apsite, Dagne	3	7	2.3

Scoring Average

##	Player	G	Pts	Pts/G
3	Gallegos, Katia	11	182	16.5
11	Lopes, Isis	7	63	9.0
33	Pruitt, Michelle	11	90	8.2
5	Thurman, Destiny	8	65	8.1
15	Crouse, Avery	11	89	8.1
22	Roebuck, Dejanae	11	84	7.6
31	Modawar, Tatyana	5	23	4.6
21	Arike, Elina	11	49	4.5
13	Lipe, Sabine	10	40	4.0
1	Khlopkova, Arina	10	30	3.0
20	Apsite, Dagne	3	7	2.3
12	Bradshaw, Tia	11	24	2.2
55	Fontana, Brenda	10	11	1.1

Field Goal Percentage

##	Player	FG	Att	Pct
20	Apsite, Dagne	3	3	1.000
11	Lopes, Isis	25	45	.556
33	Pruitt, Michelle	38	72	.528
22	Roebuck, Dejanae	32	69	.464
3	Gallegos, Katia	66	146	.452
31	Modawar, Tatyana	8	18	.444
1	Khlopkova, Arina	10	27	.370
21	Arike, Elina	20	55	.364
55	Fontana, Brenda	5	14	.357
5	Thurman, Destiny	27	77	.351
12	Bradshaw, Tia	7	20	.350
15	Crouse, Avery	30	86	.349
13	Lipe, Sabine	13	47	.277

Field Goal Attempts

##	Player	G	Att	Att/G
3	Gallegos, Katia	11	146	13.3
15	Crouse, Avery	11	86	7.8
5	Thurman, Destiny	8	77	9.6
33	Pruitt, Michelle	11	72	6.5
22	Roebuck, Dejanae	11	69	6.3

Field Goals Made

##	Player	G	Made	Made/G
3	Gallegos, Katia	11	66	6.0
33	Pruitt, Michelle	11	38	3.5
22	Roebuck, Dejanae	11	32	2.9
15	Crouse, Avery	11	30	2.7
5	Thurman, Destiny	8	27	3.4



2020-21 STATISTICS



2020-21 UTEP Women's Basketball
Category Leaders
All games

Page 2/3
as of Jan 20, 2021

3-Point FG Percentage

##	Player	3FG	Att	Pct
20	Apsite, Dagne	1	1	1.000
11	Lopes, Isis	10	22	.455
22	Roebuck, Dejanae	6	14	.429
3	Gallegos, Katia	18	57	.316
1	Khlopkova, Arina	5	17	.294
31	Modawar, Tatyana	1	4	.250
15	Crouse, Avery	7	30	.233
5	Thurman, Destiny	8	36	.222
13	Lipe, Sabine	4	20	.200
12	Bradshaw, Tia	1	5	.200
21	Arike, Elina	1	11	.091

3-Point FG Attempts

##	Player	G	Att	Att/G
3	Gallegos, Katia	11	57	5.2
5	Thurman, Destiny	8	36	4.5
15	Crouse, Avery	11	30	2.7
11	Lopes, Isis	7	22	3.1
13	Lipe, Sabine	10	20	2.0

3-Point FG Made

##	Player	G	Made	Made/G
3	Gallegos, Katia	11	18	1.6
11	Lopes, Isis	7	10	1.4
5	Thurman, Destiny	8	8	1.0
15	Crouse, Avery	11	7	0.6
22	Roebuck, Dejanae	11	6	0.5

Free Throw Percentage

##	Player	Made	Att	Pct
13	Lipe, Sabine	10	11	.909
12	Bradshaw, Tia	9	11	.818
11	Lopes, Isis	3	4	.750
3	Gallegos, Katia	32	46	.696
22	Roebuck, Dejanae	14	22	.636
15	Crouse, Avery	22	35	.629
5	Thurman, Destiny	3	5	.600
31	Modawar, Tatyana	6	10	.600
33	Pruitt, Michelle	14	25	.560
21	Arike, Elina	8	16	.500
1	Khlopkova, Arina	5	10	.500
55	Fontana, Brenda	1	5	.200

Free Throw Attempts

##	Player	G	Att	Att/G
3	Gallegos, Katia	11	46	4.2
15	Crouse, Avery	11	35	3.2
33	Pruitt, Michelle	11	25	2.3
22	Roebuck, Dejanae	11	22	2.0
21	Arike, Elina	11	16	1.5

Free Throws Made

##	Player	G	Made	Made/G
3	Gallegos, Katia	11	32	2.9
15	Crouse, Avery	11	22	2.0
33	Pruitt, Michelle	11	14	1.3
22	Roebuck, Dejanae	11	14	1.3
13	Lipe, Sabine	10	10	1.0

Rebounds

##	Player	G	Reb	Reb/G
33	Pruitt, Michelle	11	61	5.5
15	Crouse, Avery	11	52	4.7
3	Gallegos, Katia	11	49	4.5
22	Roebuck, Dejanae	11	36	3.3
13	Lipe, Sabine	10	35	3.5

Assists

##	Player	G	Ast	Ast/G
3	Gallegos, Katia	11	53	4.8
15	Crouse, Avery	11	17	1.5
13	Lipe, Sabine	10	17	1.7
11	Lopes, Isis	7	13	1.9
33	Pruitt, Michelle	11	11	1.0

Rebounds Average

##	Player	G	Reb	Reb/G
33	Pruitt, Michelle	11	61	5.5
15	Crouse, Avery	11	52	4.7
3	Gallegos, Katia	11	49	4.5
11	Lopes, Isis	7	25	3.6
13	Lipe, Sabine	10	35	3.5

Steals

##	Player	G	Stl	Stl/G
3	Gallegos, Katia	11	23	2.1
22	Roebuck, Dejanae	11	16	1.5
15	Crouse, Avery	11	13	1.2
5	Thurman, Destiny	8	11	1.4
13	Lipe, Sabine	10	7	0.7



2020-21 STATISTICS



2020-21 UTEP Women's Basketball Category Leaders All games

Page 3/3
as of Jan 20, 2021

Offensive Rebounds

##	Player	G	OReb	OReb/G
33	Pruitt, Michelle	11	26	2.4
22	Roebuck, Dejanae	11	18	1.6
21	Arike, Elina	11	16	1.5
3	Gallegos, Katia	11	11	1.0
15	Crouse, Avery	11	10	0.9

Blocked Shots

##	Player	G	Blk	Blk/G
22	Roebuck, Dejanae	11	5	0.5
3	Gallegos, Katia	11	2	0.2
21	Arike, Elina	11	2	0.2
11	Lopes, Isis	7	1	0.1
33	Pruitt, Michelle	11	1	0.1

Defensive Rebounds

##	Player	G	DReb	DReb/G
15	Crouse, Avery	11	42	3.8
3	Gallegos, Katia	11	38	3.5
33	Pruitt, Michelle	11	35	3.2
13	Lipe, Sabine	10	26	2.6
11	Lopes, Isis	7	20	2.9

Minutes

##	Player	G	Min	Min/G
3	Gallegos, Katia	11	393	35:41
15	Crouse, Avery	11	307	27:56
22	Roebuck, Dejanae	11	245	22:15
33	Pruitt, Michelle	11	208	18:52
13	Lipe, Sabine	10	206	20:37

Fouls

##	Player	G	PF	PF/G
15	Crouse, Avery	11	31	2.8
3	Gallegos, Katia	11	22	2.0
22	Roebuck, Dejanae	11	22	2.0
33	Pruitt, Michelle	11	20	1.8
5	Thurman, Destiny	8	20	2.5

Turnovers

##	Player	G	TO	TO/G
3	Gallegos, Katia	11	36	3.3
15	Crouse, Avery	11	24	2.2
22	Roebuck, Dejanae	11	23	2.1
33	Pruitt, Michelle	11	20	1.8
13	Lipe, Sabine	10	17	1.7

Foul Outs

##	Player	G	FO
5	Thurman, Destiny	8	1

