



UTEP WOMEN'S BASKETBALL

Game 29 | North Texas | March 7 | Super Pit | Denton, Texas

2019-20 SCHEDULE

| DATE | OPPONENT | TIME/RESULT |
|-------------|------------------------------|---------------|
| Oct. 26 | ENMU& | W, 84-64 |
| Nov. 2 | St. Mary's (TX)& | W, 59-47 |
| Nov. 9 | UC Riverside | W, 63-50 |
| Nov. 13 | at NM State | W, 63-57 |
| Nov. 16 | Alcorn State | W, 92-47 |
| Nov. 19 | New Mexico | L, 78-93 |
| Nov. 23 | NM State | W, 65-45 |
| Nov. 29 | Western Michigan | W, 76-46 |
| Nov. 30 | Georgia State | W, 71-68 |
| Dec. 5 | Weber State | W, 70-51 |
| Dec. 7 | No. 21/19 Arizona (ESPN+) | L, 43-54 |
| Dec. 19 | at SMU | L, 56-60 |
| Dec. 29 | Tulsa | L, 51-58 |
| Jan. 2 | FIU* | W, 64-34 |
| Jan. 4 | Florida Atlantic* | W, 96-65 |
| Jan. 9 | at Southern Miss* | W, 89-72 |
| Jan. 11 | at LA Tech* | L, 80-87 |
| Jan. 18 | UTSA* | W, 94-54 |
| Jan. 23 | Rice* | L, 61-69 |
| Jan. 25 | North Texas* | W, 67-63 |
| Jan. 30 | at Middle Tennessee* (ESPN3) | L, 60-76 |
| Feb. 1 | at UAB* | L, 51-63 |
| Feb. 6 | Charlotte* (ESPN+) | W, 82-76 (OT) |
| Feb. 8 | ODU* | L, 69-77 |
| Feb. 13 | at WKU* | L, 65-78 |
| Feb. 15 | at Marshall* | L, 66-76 |
| Feb. 20 | at UTSA* | W, 85-59 |
| Feb. 22 | Middle Tennessee* | L, 80-92 |
| Feb. 29 | Southern Miss* | W, 80-72 |
| March 5 | at Rice* | L, 59-82 |
| March 7 | at North Texas* | 6 p.m. |
| March 11-14 | C-USA Championship^ | TBA |

Bold denotes home game
 & Exhibition Game
 \$ Eighth-Annual UTEP Thanksgiving Classic (El Paso, Texas)
 * Conference USA Game
 ^ Conference USA Championships (Frisco, Texas)
 All Times Mountain

THE SERIES

Overall: UTEP, 9-5
 In Denton: North Texas, 5-3
 Streak: UTEP, won two
 Last Meeting: at UTEP 67, UNT 63
 Jan. 25, 2020

ATHLETICS COMMUNICATIONS

ASSOCIATE DIRECTOR OF COMMUNICATIONS
 (WOMEN'S BASKETBALL CONTACT)

Mark Brunner
 mbrunner@utep.edu
 915-472-6038 (c)
 915-747-5722 (o)

OFFICIAL WEBSITE: UTEPMINERS.COM

GAME 29 AT NORTH TEXAS



UTEP MINERS (15-13, 8-9 C-USA)

Head Coach: Kevin Baker (Stephen F. Austin, 1994)
 Record at UTEP: 41-49 (Third season)
 Overall Record: 385-180 (18th season)
 College Record: 163-79 (Eighth season)
 Home: 12-6 | Road: 3-7 | Neutral: 0-0



NORTH TEXAS MEAN GREEN (11-18, 5-12 C-USA)

Head Coach: Jalie Mitchell
 Record at UNT: 62-78 (Fifth season)
 Career Record: Same
 Home: 8-7 | Road: 3-9 | Neutral: 0-2

THE OPENING TIP

The UTEP women's basketball team (15-13, 8-9 C-USA) will wrap up the regular season when it plays at North Texas (11-18, 5-12 C-USA) at 6 p.m. MT/7 p.m. CT Saturday. The contest will be streamed by CUSA.tv (subscription based). It will also be broadcast locally in El Paso on 600 ESPN El Paso with **Duke Keith** and **Traci Miller** on the call. The Miners are coming off an 82-59 defeat at league-leading Rice on March 5. The Mean Green had a two-game winning streak snapped in a 74-63 loss at Middle Tennessee on March 5. North Texas is 8-7 at home (3-5 C-USA). UTEP is 3-7 on the road (2-6 C-USA). The Miners are alone at seventh place in the league at 8-9, while the Mean Green are 12th at 5-12. UTEP is in search of a season sweep, having rallied past UNT, 67-63 on Jan. 25.

WHAT TO WATCH FOR

UTEP can lock up its second winning season in three years under **Kevin Baker** with a win at North Texas ... he'd become just the second UTEP coach (**Carol Ammerman**) in history to do so ... a victory would also seal the No. 7 seed for the Miners at the upcoming 2020 C-USA Championships ... **Katia Gallegos** (142 assists) is tied with Shalana Taylor (2004-05) for the most assists in a season by a freshman in program history ... her next helper will set the freshman record at the school and also allow her sole possession of fifth place regardless of class on the list ... **Ariona Gill** has hit double figures in scoring in nine of the past 10 games.

HE SAID IT (COACH BAKER ON NORTH TEXAS)

"North Texas has been playing some great basketball as of late. We know that they will give us a great game on their 'Senior Night.' The last time we played it was a great game and went down to the wire. This game will be no different. We will need to play well to beat them at home and build momentum for the conference tournament."

UTEP'S LAST STARTING LINE-UP



3 KATIA GALLEGOS
FR / G
5-7

9.8 PPG
4.8 RPG
5.1 APG
33.5 FG%
76.6 FT%



12 ARIONA GILL
R-SR / G/F
6-0

11.8 PPG
8.6 RPG
1.6 APG
45.9 FG%
57.4 FT%



13 SABINE LIPE
SO / G
5-9

4.4 PPG
2.2 RPG
1.8 APG
35.4 FG%
60.5 FT%



15 AVERY CROUSE
FR / G
6-0

7.6 PPG
3.0 RPG
1.9 APG
41.5 FG%
70.1 FT%



44 KATARINA ZEC
SR / G
5-11

12.9 PPG
5.2 RPG
1.6 APG
45.7 FG%
74.6 FT%

MISCELLANEOUS

INTERVIEWS & PRACTICE COVERAGE

Practices are open to the media. Please contact Mark Brunner with all interview requests for coaches and players.

UTEP QUICK FACTS

UNIVERSITY INFORMATION

Location.....El Paso, Texas
 Founded.....1914
 Enrollment.....25,151
 Nickname.....Miners
 Colors.....Dark Blue, Orange, Silver Accent
 Conference.....Conference USA
 Arena.....Don Haskins Center (11,892)
 President.....Dr. Heather Wilson
 Director of Athletics.....Jim Senter

BASKETBALL INFORMATION

Head Coach.....Kevin Baker (Stephen F. Austin '94)
UTEP Record: 41-49 (Third Season)
Career Record: 385-180 (18th Season)
College Record: 163-79 (Eighth Season)
 Associate Head Coach.....Todd Buchanan
 Assistant Head Coach.....Anthony Anderson
 Assistant Coach.....Heather Karner
 Director of Basketball Operations.....Lexi Murphy
 Graduate Assistant.....Christina Robinson
 Graduate Assistant.....Harper Sheets
 Administrative Assistant.....Catherine Carpenter
 Letter Winners Returning/Lost.....7/3
 Starters Returning/Lost.....3/2
 Newcomers.....7
 2018-19 Overall Record:.....9-22
 2018-19 Conference USA Record...5-11 (11 out of 14)
 2019 Postseason.....C-USA Quarterfinals

HISTORY

First Year of Program.....1974-75
 Overall Record.....588-695 (46th season)
 Home Record:.....374-235
 Away Record:.....151-378
 Neutral Site Record.....62-82
 NCAA Appearances.....2 (2008, 2012, 2-1 record)
 WNIT Appearances.....2 (2014, 2016, 8-2 record)
 Conference Championships....4 (2008, 2012*, 2016)

*denotes tournament champion

REVISITING THE C-USA PRESEASON POLL

The Miners exceeded expectations based on upon the Conference USA Coaches' Preseason Poll. UTEP enters the regular-season finale at 8-9 in the league and alone in seventh place. It was tabbed to finish 12th according to a vote by the league's head coaches in the preseason. For perspective, North Texas sits in 12th place at 5-12 in C-USA action.

WHAT A DIFFERENCE A YEAR MAKES

In 2018-19 the Miners were decimated by injuries and finished the year at 9-22, including 5-11 in C-USA action. It has been a much different story this year, with UTEP (15-13, 8-9 C-USA) having surpassed both its overall and conference win total from a year ago.

BIG WINS

Ten of UTEP's victories have been by double figures, including seven of at least 20 points. It is the most wins by 20+ points since 2013-14 (nine). The Miners had their largest differential (+45) under head coach **Kevin Baker** in a 92-47 drubbing of Alcorn State (11/16/19), which tied as the 10th-biggest margin of victory in program history. They've also taken down UTSA (1/18/20) by 40 (94-54), Florida Atlantic (1/4/20) by 31 (96-65), FIU (1/2/20) by 30 (64-34), Western Michigan (11/29) by 30 (76-46), at UTSA by 26 (85-59) and NM State (11/23/19) by 20 (64-45). Overall UTEP's scoring margin (+6.5) is sixth in C-USA and 104th in the country.

TALKING 30+ POINT WINS IN CONFERENCE

UTEP has three wins by at least 30 points in league play, which is the most such victories in a single season in program history. In fact the Miners had achieved the feat seven times total prior to this year, with the 2003-04 team (twice) previously holding the standard for a single season.

FINDING ANOTHER WAY TO WIN

The Miners' first four league wins were by an average of 29.5 points, but UTEP showed it has the ability to take care of business in a close contest against North Texas. The Miners rallied from a 10-point deficit on the way to holding off the Mean Green, 67-63, on Jan. 25. It also marked the first time this season that the Orange and Blue overcame deficits at the half (down five) and through three quarters (down three) to win a game. UTEP also was involved in a nail biter in its 82-76 OT victory against Charlotte on Feb. 6. The Miners trailed by four with two minutes to play in the contest before rallying to force OT.

GAME FORMAT

NCAA women's basketball games are played in four 10-minute quarters. Teams reach the bonus and shoot two free throws on the fifth team foul in each quarter. In the four-quarter format, team fouls reset to zero at the start of each frame. Teams have four timeouts (three 30s, one 60), three of which carry over to the second half. They will be able to advance the ball to the frontcourt after a timeout with less than 59.9 seconds in 4Q. There are seven media timeouts (four under five minutes in quarter/first called), two intermission media timeouts (after first and third quarters) and the first team-called timeout during the second half. Bands or amplified music may play during any dead ball.

GET TO KNOW NORTH TEXAS (11-18, 5-12; 8-7 HOME; 3-9 ROAD; 0-2 NEUTRAL)

North Texas enters Saturday's regular-season finale at 11-18 on the season, including 5-12 in C-USA action. The Mean Green were 3-4 through seven contests in league action before losing seven in a row. They got back on track with consecutive wins before falling at Middle Tennessee, 74-63, last time out on March 15. Post player Anisha George paces the team in scoring (14.2 ppg-10th C-USA) and rebounding (8.8 rpg-fifth C-USA/74th NCAA). George has been a difference maker in offensive rebounding, grabbing 4.1 offensive boards per contest (third/16th). George is shooting 63.4 percent from the floor to pace C-USA and check in sixth nationally. She is also fifth in the league for blocked shots per game (1.3). Eight other players pitch in at least 5.0 ppg, helping UNT account for 65.5 ppg. UNT is among the C-USA leaders and top-100 nationally for rebounds per game (40.5-second/51st) and fewest turnovers per game (14.3 fourth/78th). North Texas entered this year with back-to-back winning seasons for the first time since a four-year stretch from 1998-02 when current head coach Jalie Mitchell was starring for the squad as a four-time All-Sun Belt honoree. Notable North Texas alumni include "Stone Cold" Steve Austin (professional wrestler), Jeff Coffin (Jazz saxophones member of Dave Matthews band) and "Mean" Joe Green (NFL Hall of Famer).



TEAM COMPARISON

| UTEP | CATEGORY | UNT |
|---------------------|-------------------------------|---------------------|
| 15-13, 8-9 | Record | 11-18, 5-12 |
| 70.6 (4/70) | Scoring Offense | 65.4 (9/170) |
| 65.1 (10/195) | Scoring Defense | 62.6 (4/125) |
| +5.4 (6/104) | Scoring Margin | +2.8 (8/138) |
| 416 (5/95) | Field Goal Pct. | .403 (9/147) |
| .402 (9/190) | Field Goal Pct. Defense | .399 (7/157) |
| .307 (7/196) | 3-Pt. Field Goal Pct. | .286 (13/279) |
| .305 (7/134) | 3-Pt. Field Goal Pct. Defense | .317 (12/203) |
| .667 (8/246) | Free Throw Pct. | .606 (12/331) |
| 5.4 (8/215) | 3-Pt. Field Goal/Game | 4.7 (11/276) |
| 39.8 (3/76) | Rebound Avg. | 40.4 (2/51) |
| +3.1 (5/101) | Rebound Margin | +2.4 (7/115) |
| 15.2 (2/49) | Assists Avg. | 11.2 (12/288) |
| 17.3 (9/260) | Turnovers Avg. | 14.3 (4/78) |
| 19.6 (1/32) | Turnovers Forced Avg. | 15.8 (7/194) |
| 8.4 (6/131) | Steals Avg. | 8.7 (3/105) |
| 1.7 (14/334) | Blocks Avg. | 3.0 (8/198) |

(C-USA/National Rankings)

Bold denotes statistical advantage

(Through all games played on March 5, 2020)

2019-20 C-USA STANDINGS

| | CONFERENCE | OVERALL |
|------------------|------------|--------------|
| Rice | 15-2 | 20-8 |
| Old Dominion | 14-3 | 24-5 |
| WKU | 13-4 | 21-7 |
| Middle Tennessee | 12-5 | 20-9 |
| Charlotte | 11-6 | 20-8 |
| UAB | 11-6 | 19-10 |
| UTEP | 8-9 | 15-13 |
| Southern Miss | 7-10 | 15-13 |
| Marshall | 7-10 | 12-16 |
| LA Tech | 6-11 | 14-14 |
| Florida Atlantic | 6-11 | 12-16 |
| North Texas | 5-12 | 11-18 |
| UTSA | 2-15 | 6-22 |
| FIU | 2-15 | 5-23 |

UTEP IN THE RANKINGS

| TEAM | CATEGORY | STAT | C-USA | NCAA |
|------|-----------------------|------|-------|------|
| UTEP | Turnovers forced/game | 19.6 | 1 | 32 |
| UTEP | Free throw attempts | 585 | 1 | 33 |
| UTEP | Assists/game | 15.2 | 2 | 49 |
| UTEP | Free throw makes | 390 | 6 | 64 |
| UTEP | Scoring offense | 70.6 | 4 | 70 |
| UTEP | Total assists | 425 | 2 | 73 |
| UTEP | Rebounds/game | 39.8 | 3 | 76 |
| UTEP | Turnover margin | 2.3 | 3 | 81 |
| UTEP | Field-goal percentage | 41.6 | 4 | 95 |
| UTEP | Rebound margin | 3.1 | 5 | 101 |
| UTEP | Scoring margin | 5.4 | 6 | 104 |
| UTEP | 3-point FG% defense | 30.5 | 7 | 134 |
| UTEP | Total rebounds | 1115 | 4 | 135 |

INDIVIDUAL

| NAME | CATEGORY | STAT | C-USA | NCAA |
|----------------|----------------|------|-------|------|
| Katia Gallegos | Assists/game | 5.1 | 1 | 31 |
| Katia Gallegos | Total assists | 142 | 1 | 41 |
| Ariona Gill | Rebounds/game | 8.6 | 6 | 86 |
| Katia Gallegos | Ast/TO ratio | 1.7 | 3 | 94 |
| Ariona Gill | Total rebounds | 232 | 6 | 122 |

THE SERIES (OVERALL: UTEP LEADS, 9-5; IN DENTON: NORTH TEXAS LEADS, 5-3)

UTEP leads the series against North Texas, 9-5, including a 6-3 advantage against the Mean Green as members of Conference USA. UNT does have a 5-3 cushion when the two squads square off in Denton. The Miners rallied to best UNT, 67-63, in the first meeting on the year between the programs on Jan. 25. The two squads first squared off during the 1980-81 season.

LAST MEETING WITH NORTH TEXAS: AT UTEP 67, NORTH TEXAS 63 1/25/20

From the 6-minute mark in the first quarter until 11 seconds were left in the fourth, North Texas had a firm grip on the lead over UTEP, but the Miners rallied in the final moments to steal a 67-63 victory from the Mean Green on Jan. 25 at the Don Haskins Center. Ninety seconds into the game, UTEP had a 4-3 lead over North Texas. From that point until 11 seconds remaining in the game, the Miners trailed the Mean Green until **Ariona Gill's** tip-in gave UTEP a 65-63 advantage and its first lead since early in the first quarter. Gill also sunk the And-1 to give the Miners a 66-63 lead with 11 seconds left in the game. Katarina Zec, who went off for 18 points in the second half after being silenced in the first, also added a free throw with three seconds remaining to clinch the 67-63 victory for UTEP. The Miners shot just 14 percent (2-14) in the opening frame, but never shot below 40 percent the rest of the way, finishing the game 23-of-47 from the field in the final three quarters. North Texas led UTEP for more than 30 minutes in the game, including a 27-22 lead for the Mean Green at the halfway point, but the Miners fought back to outscore UNT 45-36 in the final two frames. Defensively, UTEP entered the game ranked first in C-USA in turnovers forced and lived up to that ranking after forcing 23 Mean Green turnovers, including 15 in the first half.

GOING BACK IN TIME (AT RICE 82, UTEP 59, 3/5/20)

Ariona Gill (19 points), **Katia Gallegos** (15 points) and **Katarina Zec** (11 points) hit double figures in scoring but homestanding Rice used a barrage of 3-pointers to topple UTEP, 82-59, at Tudor Fieldhouse on March 5. The Miners used a 7-0 run to pull even at 48 midway through the third quarter before the Owls wrapped a 15-1 run around the quarter break to pull away for good. Zec pulled down a team-high and career-best tying nine rebounds to flirt with a double-double while Gallegos dished out a squad-best three assists. Gallegos now has 142 assists on the season, which ties **Shalana Taylor** (2004-05) for the UTEP freshman single-season record. UTEP connected on 42.0 percent (21-50) from the floor and forced 21 turnovers that led to 24 points, but Rice overcame that through sharp shooting and a big night on the glass. The Owls nailed 51.8 percent (29-56) from the floor, including making a season-best 12 triples on 23 attempts (52.2 percent). Rice also had a 39-23 advantage on the boards, which led to a 18-2 differential on second-chance points. The Owls were led by Erica Ogwumike with game highs in points (24) and rebounds (16). Sydney Wiggins (18 points) and Lauren Schwartz (14 points) also hit double figures for scoring for Rice, who dished out 22 assists on 29 field goals made.

D-UP

UTEP is getting after it on defense in 2019-20, ranking among the league and national leaders for multiple defensive categories. The Miners lead C-USA and are 32nd nationally in turnovers forced per game (19.6). They are also in the upper half of the league with 3-point field-goal percentage defense (30.5-seventh/134th). All of those figures were aided when UTEP set the program record for fewest points allowed in a conference contest by holding FIU to 34 points on Jan. 2.

YOUTH+EXPERIENCE IN STARTING LINEUP

UTEP has turned to its underclassmen to comprise 60 percent of the starting lineup for 20 of 28 contests on the year. Freshman **Katia Gallegos** has started all 28 games, with fellow classmate **Avery Crouse** (27 starts) earning all but one. Sophomores **Ariana Taylor** (10 starts) and **Sabine Lipe** (eight starts) have also been in the line-up, along with freshman **Arina Khlopkova** (four starts). Seniors **Ariona Gill** (27 starts) and **Katarina Zec** (28 starts) have been the other fixtures for UTEP's starting five. Junior **Michelle Pruitt** (eight starts) has also been among the starting five numerous times.

ZEC'S GAME GOING STRONG

Senior **Katarina Zec** has been a consistent performer across the board for the Miners in 2019-20, including pouring in a career-high tying 22 points against ODU on Feb. 8. Overall she leads the team in scoring (12.9 ppg) and minutes played (31.8 mpg) while starting all 28 games. Zec also paces the unit for 3-pointers made (40) and attempted (111). Dating to the end of last season, she has hit double figures in scoring in 34 of the past 40 contests, helping her join the UTEP 1,000+ points club. She enters Saturday's regular-season finale with 1,103 points to rate eighth all time at UTEP.



BALANCED SCORING

Katarina Zec tops the team in scoring (12.9 ppg), but she is not the only capable scorer on the roster. Five other players are pitching in at least 5.0 ppg. They are in the form of **Ariona Gill** (11.8 ppg), **Katia Gallegos** (9.8 ppg), **Avery Crouse** (7.6 ppg), **Ariana Taylor** (6.6) and **Michelle Pruitt** (5.7 ppg). The balanced effort has played a big role in UTEP accounting for 70.6 points per game, which is fourth in C-USA and 70th in the country.

SHARING THE ROCK

Freshman **Katia Gallegos** has settled into the role as starting point guard, and is playing beyond her years. She has dished out 142 assists (tied fifth on UTEP single-season list & tied UTEP freshman single-season record) while committing 82 turnovers in 29.8 minutes per game. The El Paso native leads C-USA and is 31st nationally for assists per game (5.1). She is also third in the league in assist-to-turnover ratio (1.7). Overall, UTEP's 15.2 assists per game places second in the league and 49th nationally.

GILL KEYING EFFORT ON THE BOARDS

UTEP has a +3.1 rebounding margin (fifth C-USA/101st NCAA), with **Ariona Gill** (8.6 rpg-sixth C-USA/86th NCAA) setting the tone. She has grabbed at least 10 boards in 10 games, including posting the second most by a Miner in a road game and tying for the fifth most in program history with 18 boards in the win at UTSA on Feb. 20. The team's leading scorer **Katarina Zec** (5.2 rpg) and No. 3 scorer **Katia Gallegos** (4.8 rpg) have also been helping out on the glass. Overall UTEP's total of 1,115 rebounds is fourth in the league and 135th nationally.

GIVE ME THAT BALL

UTEP's full-court pressure defense has given the opposition fits, with foes making 19.6 turnovers per contest (first C-USA/32nd NCAA). UTEP has converted those into 18.4 points per game. **Katia Gallegos** (4.8 steals), **Ariona Gill** (3.7 steals), **Katarina Zec** (3.4 steals) and **Avery Crouse** (2.9 steals) lead the way with each tallying more steals than total games played.

DEFENDING THE 3-BALL

UTEP has kept opponents 30.5 percent on 3-point percentage, which is seventh in the league and 134th in the nation. Twelve foes have been held to less than 28 percent from distance, including five below 10 percent.

GETTING TO KNOW THE 2019-20 MINERS

The Miners returned three starters and seven letter winners from a year ago, including senior guard/forward **Katarina Zec** (10.1 ppg/4.4 rpg/1.9 apg), senior guard/forward **Ariona Gill** (8.7 ppg/4.4 rpg), sophomore forward **Ariana Taylor** (5.9 ppg), senior guard/forward **Jade Rochelle** (4.0 ppg/4.7 rpg), senior guard **Neidy**

MISCELLANEOUS STATS

| WHEN STARTING | '19-20 RECORD | CAREER RECORD |
|-----------------|---------------|---------------|
| Katarina Zec | 15-13 | 46-62 |
| Ariona Gill | 14-13 | 17-22 |
| Jordan Jenkins | 0-0 | 12-10 |
| Katia Gallegos | 15-13 | Same |
| Avery Crouse | 14-13 | Same |
| Ariana Taylor | 5-5 | 10-16 |
| Michelle Pruitt | 6-2 | Same |
| Neidy Ocuane | 0-0 | 6-11 |
| Sabine Lipe | 4-4 | 5-7 |
| Arina Khlopkova | 2-2 | Same |

| DOUBLE-FIGURE SCORING | '19-20 | CAREER |
|-----------------------|--------|--------|
| Katarina Zec | 21 | 57 |
| Ariona Gill | 17 | 26 |
| Katia Gallegos | 16 | Same |
| Ariana Taylor | 5 | 11 |
| Avery Crouse | 7 | Same |
| Michelle Pruitt | 6 | Same |
| Neidy Ocuane | 0 | 2 |
| Jordan Jenkins | 0 | 2 |
| Jade Rochelle | 1 | 2 |
| Arina Khlopkova | 3 | Same |
| Sabine Lipe | 2 | Same |
| DeJaNae Roebuck | 1 | Same |

| DOUBLE-FIGURE REBOUNDING | '19-20 | CAREER |
|--------------------------|--------|--------|
| Ariona Gill | 10 | 11 |
| Michelle Pruitt | 2 | Same |
| Katia Gallegos | 1 | Same |

| DOUBLE-DOUBLES | '19-20 | CAREER |
|-----------------|--------|--------|
| Ariona Gill | 5 | 6 |
| Katia Gallegos | 1 | Same |
| Michelle Pruitt | 1 | Same |

| 2019-20 STARTING LINE UPS | RECORD |
|--|--------|
| Crouse, Gallegos, Gill, Taylor, Zec | 5-5 |
| Crouse, Gallegos, Gill, Pruitt, Zec | 3-2 |
| Crouse, Gallegos, Gill, Lipe, Zec | 3-4 |
| Crouse, Gallegos, Gill, Khlopkova, Zec | 2-2 |
| Gallegos, Gill, Lipe, Pruitt, Zec | 1-0 |
| Crouse, Gallegos, Khlopkova, Pruitt, Zec | 1-0 |

UTEP'S RECORD WHEN

| | 2019-20 BAKER AT UTEP | |
|-----------------------------------|-----------------------|-------|
| At home | 12-6 | 25-22 |
| On road | 3-7 | 11-24 |
| At neutral sites | 0-0 | 5-3 |
| In overtime | 1-0 | 3-1 |
| Decided by 3 points or less | 1-0 | 5-10 |
| Decided by 4-5 points | 1-1 | 6-4 |
| Decided by 6-10 points | 3-5 | 9-12 |
| Decided by 11-20 points | 4-6 | 13-12 |
| Decided by 21+ points | 6-1 | 8-11 |
| Led after first quarter | 12-2 | 26-12 |
| Tied after first quarter | 0-1 | 2-3 |
| Trailed after first quarter | 3-10 | 13-34 |
| Led at Half | 14-1 | 32-11 |
| Tied at the half | 0-1 | 1-2 |
| Trailed at the half | 1-11 | 8-36 |
| Led after third quarter | 14-0 | 32-8 |
| Tied after third quarter | 0-2 | 1-3 |
| Trailed after third quarter | 1-11 | 8-38 |
| Shot 50% or better | 4-1 | 15-5 |
| Shot 40-49.9% | 6-4 | 16-16 |
| Shot less than 40% | 5-8 | 10-28 |
| Opp. shot 50% or better | 0-3 | 0-7 |
| Opp. shot 40-49% | 6-6 | 13-30 |
| Opp. shot less than 40% | 9-4 | 28-12 |
| UTEP 40% or better on 3s (min. 4) | 4-2 | 16-6 |
| More rebounds than opp. | 10-7 | 33-26 |
| Less rebounds than opp. | 5-6 | 8-22 |
| Rebounds are equal | 0-0 | 0-1 |
| More turnovers than opp. | 4-8 | 23-36 |
| Less turnovers than opp. | 11-5 | 15-10 |
| Turnovers equal | 0-0 | 3-3 |
| Scored 100+ points | 0-0 | 0-0 |
| Scored 90-99 points | 3-0 | 5-0 |
| Scored 80-89 points | 4-2 | 7-2 |
| Scored 70-79 points | 3-1 | 11-2 |
| Scored 60-69 points | 5-5 | 14-20 |
| Scored 50-59 points | 0-4 | 2-14 |
| Scored less than 50 points | 0-1 | 2-11 |
| Allowed 90+ points | 0-2 | 1-2 |
| Allowed 80-89 points | 0-2 | 1-3 |
| Allowed 70-79 points | 3-4 | 10-15 |
| Allowed 60-69 points | 3-3 | 8-20 |
| Allowed 50-59 points | 5-2 | 13-8 |
| Allowed less than 50 points | 4-0 | 9-0 |
| On Mondays | 0-0 | 0-1 |
| On Tuesdays | 0-1 | 0-2 |
| On Wednesdays | 1-0 | 3-2 |
| On Thursdays | 5-5 | 13-14 |
| On Fridays | 1-0 | 4-6 |
| On Saturdays | 8-6 | 18-19 |
| On Sundays | 0-1 | 3-5 |
| On National TV | 1-2 | 4-2 |
| In November | 6-1 | 12-6 |
| In December | 1-3 | 7-12 |
| In January | 5-3 | 10-13 |
| In February | 3-5 | 7-14 |
| In March | 0-1 | 4-4 |
| In day games | 6-8 | 21-30 |
| In night games (5 p.m. or later) | 9-5 | 20-19 |
| In white/pink uniforms | 6-4 | 14-15 |
| In navy uniforms | 2-1 | 10-11 |
| In orange uniforms | 1-4 | 10-19 |
| In gray uniforms | 6-4 | same |



Ocuane (4.0 ppg/1.8 apg) and sophomore guard **Sabine Lipe** (3.2 ppg and 2.3 rpg). UTEP brought in seven newcomers (junior college transfers **Tia Bradshaw**, **Michelle Pruitt** and **DejaNae Roebuck**, and freshmen **Avery Crouse**, **Katia Gallegos**, **Arina Khlopkova** and **Tatyana Modawar**) to bolster the unit. The group features three top-100 JUCO players, including two All-Americans, and four high school standouts that produced a combined record of 105-27 at their respective schools. The squad is under the direction of third-year head coach **Kevin Baker**, who is assisted by **Todd Buchanan**, **Anthony Anderson** and **Heather Karner**.

THE BAKER FILE (OVERALL: 385-180, COLLEGE: 163-79, UTEP: 41-49)

Kevin Baker is 41-49 in his third year at the helm of the UTEP women's basketball team, including 15-12 this year. He has registered the most wins in the first three years by any Miner coach, including setting the school standard for victories (17) in a debut season in 2017-18. He is on the verge of securing two winning seasons in three years, which would make him the second Miner head coach to do so at the onset of their career. The Miners have also won a game in back-to-back C-USA tournaments for the first time since a five-year stretch (2010-14). He is in his 18th year overall (385-180) as a head coach, including his eighth season (163-79) as a college head coach. He has a unique background which has seen him rise through the coaching ranks from the high school level, to NCAA Division III, then NCAA Division II and now his NCAA Division I position at UTEP. He has set school records for wins at every previous stop of his career, and has taken every prior school to the postseason with a total of five district championships. He is an eight-time Coach of the Year. In his most-recent posts prior to UTEP, Baker's teams captured back-to-back conference championships at UT-Tyler and Angelo State. Baker led both a Division II (Angelo State) and Division III (UT-Tyler) school to the Sweet 16 of the NCAA Tournament.

WINNING NUMBERS UNDER BAKER

The Miners are 25-4 (10-3 this year) when scoring 70+ points under **Kevin Baker**. Other notable records in the Baker era include being 22-8 (9-2 this season) when allowing less than 60 points, 16-6 (4-2 this season) when drilling better than 40 percent from 3-point range (min. four makes), 15-5 (4-1 this year) when shooting at least 50 percent from the floor, 28-12 (9-4 this year) when holding the opponent to below 40.0 percent from the floor, 32-8 (14-0 this year) when leading after three quarters and 32-11 (14-1 this season) when up at the half.

BASIC FACTS ON UTEP

UTEP is 588-697 in its 46th season as a women's basketball program, including standing 15-13 this year. The Miners have made four postseason bids (2016-WNIT quarterfinals; 2014-WNIT runner-up, 2012-NCAA first round and 2008-NCAA second round), sporting a combined record of 9-4 (8-2 WNIT, 1-2 NCAA). UTEP has claimed four league championships (2016 C-USA regular season, 2012 C-USA regular season and conference tournament and 2008 C-USA regular season). It has a 1-1 record all time in league tournament title games, cutting down the nets in 2012 and falling in 2008. There have been six 20+ win seasons (all since 2006-07), UTEP has cracked the top-25 poll in two seasons (2015-16, 2007-08), including being ranked in the final six weeks in '07-08, while receiving votes in seven campaigns total ('15-16, '13-14, '12-13, '11-12, '08-09, '07-08 and '06-07). The Miners have been mentioned in the AP Preseason Poll four times (most recent 2016-17). In 2008 UTEP became the first C-USA women's team to finish undefeated in league play (16-0) while claiming the program's initial league title. The Miners finished 15-1 in C-USA in 2012 in addition to also winning the program's first conference tournament championship. UTEP owns the C-USA single-season record for winning streak at 23, which was set in 2007-08. The University of Texas at El Paso was founded in 1914. Notable alumni include former ABC News Chief White House Correspondent **Sam Donaldson**, well-respected and former NFL referee **Ed Hochuli**, former NASA astronaut **Danny Olivias** engineer & **Dennis Poon**, who designed Taipei 101 & some of the tallest buildings in the world.

SPECIAL RUN

The Miners are 170-115 since the start of the 2011-12 season, including 15-13 this year. UTEP has played postseason basketball three times during the stretch, making two deep runs in the WNIT (2014 runner-up, 2016 quarterfinals) and earning the C-USA automatic bid to the 2012 NCAA Tournament (lost, first round). The Orange and Blue have enjoyed 20 separate winning streaks of at least three games (11 such skids), and posted 97 double-digit victories (60 such losses) during that time frame.

HOME GAMES A PLENTY

UTEP finished at 12-6 at home after playing the most regular-season contests in the Don Haskins Center since 2006-07. It marked the first time since 2015-16 (19-1) that the Miners reached double digits in home victories.

HOME SWEET HOME

UTEP has an all-time home record of 374-235, including finishing 12-6 in the Don Haskins Center in 2019-20. The Miners have amassed a record of 177-62 at home since 2006-07, including 108-45 since 2011-12. UTEP has been particularly strong in nonconference play, standing 88-20 in the Sun City in such contests since 2006-07.

TRAVEL TIME

UTEP is 151-379 all time on the road, including standing 3-7 in road tilts this year. When playing at a neutral site the Miners stand 62-82, including going 2-2 last season. Since the start of the 2006-07 season UTEP is 68-85 on the road, including 44-54 since 2011-12.

ZEC IN THE CAREER RANKINGS

UTEP senior **Katarina Zec** has placed her name throughout the UTEP career records, most recently joining the 1,000-point club at the school against Charlotte on Feb. 6. She is fourth for games started (108), fifth for minutes played (3,307), sixth for 3-pointers made (132) and for 3-pointers attempted (382), eighth for points (1,113), 10th for field goals made (404), 11th in field goals attempted (949), tied 11th for games played (115), tied 13th in assists (206), 27th in rebounds (443) and 29th for free throws made (163).



QUICK REVIEW OF LAST YEAR

There were some ups and downs in 2018-19, but UTEP played its best basketball late in the season to punch a ticket to the C-USA Championships for the second straight year. Once there 11th-seed UTEP made some noise by rallying from a 10-point deficit late in the third quarter to upset sixth-seed Marshall, 64-56, in double overtime (3/13/19). UTEP delivered its first road sweep in league play in three years with two wins in three days (at FAU, 70-44, 2/7/19 and at FIU, 60-55, 2/9/19). The 26-point differential at FAU was the second-biggest margin of victory in a conference road game in program history. UTEP also dispatched North Texas (59-51, 3/7/19) to improve to 2-0 on "Senior Day" under Baker.

CONNECT ON SOCIAL MEDIA

Fans are encouraged to connect with the Miners on Facebook (UTEP Women's Basketball), Instagram (@utepwbb) and Twitter (@UTEPWBB).

UP NEXT

UTEP will open up action at the 2020 C-USA Championships in the first round on Wednesday. The Miners' seed and first-round opponent will be revealed following Saturday's contest at UNT.

CLIFF NOTES ON THE '19-20 SEASON AT UTEP 80, SOUTHERN MISS 72, 2/29/20)

Avery Crouse (career-high tying 21 points), **Katarina Zec** (17 points), **Arina Khlopkova** (14 points) and **Katia Gallegos** (career-high 12 assists, career-most seven steals) all had big days as UTEP toppled Southern Miss, 80-72, on "Senior Day" at the Don Haskins Center on Feb. 29. It was a back-and-forth game with five ties and five lead changes, with the Miners ripping off seven straight points midway through the fourth quarter to turn a one-point deficit into a six-point advantage (63-57). The Lady Eagles could get no closer than four the rest of the way, with UTEP closing out the contest in style. The 12 assists by Gallegos were one shy of the UTEP single-game record and tied for third-most in a contest by a Miner. Her seven steals earned her a share for seventh for UTEP's single-game charts. The Miners shot 48.3 percent (28-58) from the floor, piled up 22 assists on 28 field goals made, while forcing 23 turnovers that led to 24 points. That effort allowed UTEP to offset being outrebounded by 13 (43-30). Kelsey Jones (11 points, 11 rebounds) and Respect Leaphart (17 points, 11 boards) each recorded double-doubles to set the tone for the visitors. All four seniors for UTEP played, with Zec leading the quartet with 17 points, two assists, two rebounds and two steals. **Jade Rochelle** came off the bench to provide five points and a team-best seven boards in only six minutes, while **Ariona Gill** fought through foul trouble to contribute five rebounds. **Neidy Ocuane**, who has been sidelined since the fourth game of the year with an injury, played in the final minute of the contest. But on a day when the seniors were honored, it was the freshmen that showed UTEP has a bright future as well. Crouse, Gallegos and Khlopkova combined for 41 points, seven rebounds, 14 assists and nine steals to make contributions across the board.

MT 92, AT UTEP 80, 2/22/20)

Seniors **Katarina Zec** and **Ariona Gill** each scored 16 points to pace a quintet of players in double figures, but Middle Tennessee used a barrage of 3-pointers and drives to the basket to slip past UTEP, 92-80, at the Don Haskins Center on Feb. 22. The Miners led by nine (15-6) early on in the contest, but once the Lady Raiders heated up the visitors were able to come back to spoil UTEP's upset bid. MT nailed 12 three pointers, compared to four from UTEP, while shooting 47.8 percent overall (32-67) to shoot past the Orange and Blue. UTEP was a solid 41.4 percent (29-70) from the floor, but just 4-19 (21.1 percent) from 3-point range. UTEP tried to compensate for that by winning the boards (44-41) and forcing 19 turnovers, but MT's firepower was too much. Anastasia Hayes (24 points) Aislynn Hayes (20 points), Alexis Whittington (20 points) and Taylor Sutton (15 points) combined for 79 points to lead the way for the visitors. Whittington did the majority of her damage from 3-point range, connecting on six of the team's 12 treys. Yet in spite of that, the Orange and Blue trailed by four (81-77) with 4:38 remaining in regulation after a jumper from Zec. MT responded by closing the contest on an 11-3 run to stem UTEP's rally bid. Freshman **Katia Gallegos** filled up the stat sheet with 10 points, seven assists and six rebounds while **Avery Crouse** (13 points) and **Sabine Lipe** (11 points) also hit double figures in scoring. Gill led the charge on the boards with a game-high tying nine rebounds, while Gallegos and Zec each secured six. UTEP did a solid job at the free-throw line by nailing 78.3 percent (18-23).

UTEP 85, AT UTSA 59, 2/20/20)

Avery Crouse poured in a career-high 21 points, **Ariona Gill** posted a monstrous double-double (17 points, 18 rebounds), and **Katia Gallegos** (17 points, seven rebounds, seven assists) and **Michelle Pruitt** (14 points) also got after it as UTEP used a huge fourth quarter to post a convincing 85-59 win at UTSA on Feb. 20. Gill's 18 boards are the second most in a road game by a Miner, in addition to tying as the fifth-highest total ever in program history. The Miners (14-11, 7-7 C-USA) led by four (56-52) after 30 minutes of action before outscoring the Roadrunners (6-19, 2-12 C-USA) 29-7 in the fourth quarter to cruise to the road victory and get back to even in league play. UTEP won the boards (46-36), forced 22 turnovers that led to 28 points, piled up 56 points in the paint and shot a solid 45.0 percent (36-80). UTSA was a respectable 40.7 percent (22-54) from the floor, but it was held to just 20 percent shooting during the decisive final frame. Conversely, the Orange and Blue connected on 65 percent (13-20) over the final 10 minutes of action. UTEP shared the ball effectively by piling up 20 assists while committing only eight turnovers. Gallegos keyed the charge with seven helpers, while Katarina Zec dished out a quartet of assists and Crouse added three. The Miners piled up 22 offensive boards, with 10 of Gill's career-best 18 rebounds coming at that end.

AT MARSHALL 76, UTEP 66, 2/15/20)

Ariona Gill (21 points, eight boards) had another big day, but UTEP was tripped up at Marshall, 76-66, on Feb. 15. The Miners (13-11, 6-7 C-USA) shot 39.3 percent from the floor, won the boards (35-27) and took decent care of the ball (15 turnovers) only to have the Thundering Herd (11-13, 6-7 C-USA) overcome that with hot shooting. MU nailed 55.1 percent from the floor, including 11-24 (45.8 percent) from 3-point range. The Thundering Herd had entered the contest last in C-USA in field-goal percentage (.362), but managed to get going on all aspects Saturday. It spoiled the effort by Gill, who hit double figures in scoring for the sixth straight contest. She was buoyed by the all-around effort of **Katia Gallegos** (12 points, five rebounds, five assists). **Katarina Zec** (12 points, five boards) also got after it, while **Avery Crouse** pitched in seven points and four helpers. MU plated four in double figures, with Kristen Mayo (17 points) leading the way for the home side. UTEP had an 18-4 margin in second-chance points, in addition to advantages in points in the paint (30-26) and points off turnovers (17-12), but it wasn't enough to offset the Thundering Herd.

AT WKU 78, UTEP 65, 2/13/20)

Ariona Gill (19 points) and **Michelle Pruitt** (career-high 17 points) both had big scoring nights, but UTEP's valiant comeback bid fell short in a 78-65 setback at WKU on Feb. 13. The Miners (13-10, 6-6 C-USA) trailed by 27 (44-17) with 3:29 to play in the first half, but they made the Lady Toppers (17-7, 9-3 C-USA) sweat by fighting back to get within five (66-61) with 2:45 remaining in regulation. Included in that was an 11-0 run to close the first half, setting the stage for the second half. The Orange and Blue couldn't complete the rally, with WKU doing just enough to hold on for the win. Pruitt was a perfect 8-8 from the floor to post the seventh contest in program history with 100.0 percent shooting percentage (min. seven attempts). **Katia Gallegos** added nine points, seven boards and four assists, while **Katarina Zec** had seven points and seven rebounds. **Sabine Lipe** pitched in seven points and four assists. UTEP shook off a sluggish start to connect on 50.0 percent (28-56) from the floor, but it was hindered by committing 19 turnovers that led to 23 points for the home side. WKU opened up the game by making 57.9 percent (11-19) to lead by 15 (26-11) through 10 minutes of action. UTEP held the Lady Toppers to below 40 percent in each of the final three frames, but WKU still finished at 42.9 percent (30-70) from the floor. It also did a good job against UTEP's vaunted press, with the Orange and Blue forcing 12 giveaways. UTEP was aggressive in getting to the hole, piling up 52 points in the paint compared to 36 by WKU. But ultimately the slow start to the game proved too much to overcome.

PRUITT'S PERFECT NIGHT

Michelle Pruitt had a perfect shooting night at WKU, finishing 8-8 from the floor on the way to tallying a career-high 17 points. She became the first Miner in 17 years and seventh all time to shoot 100% from the floor (min. seven FGA). Pruitt, though, is the first Miner to do so on the road.



ODU 77, AT UTEP 69, 2/8/20

Katarina Zec poured in a career-high tying 22 points and **Ariona Gill** (13 points, nine boards) and **Katia Gallegos** (11 points, seven assists, six rebounds) also got after it, but UTEP was tripped up by Old Dominion, 77-68, at the Don Haskins Center on Feb. 8. It was a back-and-forth contest with seven lead changes and eight ties. The Miners led by three (60-57) with 7:55 to play before the Monarchs (20-3, 10-1 C-USA) scored six straight on back-to-back triples by Victoria Morris- to put UTEP down by three (63-60). UTEP continued to battle but could not pull back ahead, with the Monarchs making enough plays down the stretch to hold off the Orange and Blue. **Sabine Lipe** pitched in eight points in her second straight start, while **Ariana Taylor** provided a boost from the bench with six points and six rebounds. But it was Zec who stole the show for the home side, particularly over the first 10 minutes. Zec tallied 16 points, the second most in a frame in UTEP history, by going 6-7 from the floor (3-3 on triples) in the first quarter. UTEP shot 39.3 percent (24-61) from the floor and had 15 assists to 13 turnovers. The Miners also won the boards (42-41), but the Monarchs overcame that. Morris and Amari Young each scored 23 points to pace a trio of players in double figures for ODU. Morris was deadly from distance with seven triples, including the consecutive treys during the fourth quarter.

AT UTEP 82, CHARLOTTE 76, 2/6/20

Ariona Gill posted a monstrous double-double (career-high 25 points, career-high tying 14 rebounds), **Katarina Zec** scored 13 points to surpass 1,000 career points and **Katia Gallegos** (13 points) and **Sabine Lipe** (career-best 12 points) also hit double figures in scoring as UTEP outlasted Charlotte, 82-76, in overtime at the Don Haskins Center on Feb. 6. The Miners raced out to a 17-point (38-21) first-half lead only to have the 49ers strike back to take a four-point advantage (64-60) with 1:50 to play in regulation. UTEP didn't flinch, peeling off seven straight points to pull back ahead by three (67-64) with 27 seconds left. After Charlotte tied the game with a triple from Octavia Jett-Wilson with 22 seconds remaining, both sides got defensive stops to send the contest to OT. Each team connected on a triple on its opening possession of OT before UTEP kicked it into high gear. The Miners ripped off 10 straight points over the next three minutes, effectively putting the contest away. Charlotte made a push with six consecutive points to get within four (80-76) with 32 seconds left, but a pair of UTEP free throws iced the tilt.

AT UAB 63, UTEP 51, 2/1/20

Avery Crouse (11 points), **Katarina Zec** (11 points) and **Ariona Gill** (10 points) all hit double figures in scoring, but an off shooting day loomed large in UTEP's 63-51 setback at UAB on Feb. 1. The Miners finished at 29.5 percent from the floor (18-61), which was hindered by shooting 18.5 percent (5-27) over the first 20 minutes. The Blazers capitalized, putting UTEP in a 17-point hole (36-19) at the half. The Miners fought back after the break to get within eight (55-47) with four minutes left, but they couldn't complete the comeback. The nation's second-best 3-point shooting team lived up to its billing by connecting on 43.5 percent (10-23) from beyond-the-arc. Overall UAB finished at 47.1 percent (24-51) from the floor. Rachel Childress was the catalyst with 26 points on 10-13 shooting, including 4-5 from distance. Still UTEP's defensive efforts were to be lauded after holding the top scoring offense in the league to 15 points shy of its seasonal average (78).

AT MIDDLE TENNESSEE 76, UTEP 60, 1/30/20

Ariona Gill posted a double-double (20 points, 12 rebounds), but UTEP dug itself an early hole and could never recover in a 76-60 setback at Middle Tennessee on Jan. 30. The Miners trailed by four (14-10) late in the opening frame before the Lady Raiders unleashed a game-altering 17-0 run that carried into the second quarter to put UTEP down by 21 (31-10). The Miners battled back to get within 14 at the half (41-27) and then within seven (65-58) in the fourth quarter, but MT was able to hold off the rally. UTEP finished at 37.1 percent from the floor, including 21.1 percent (4-19) on 3-point tosses. An off night (10-20, 50 percent) at the charity stripe and 24 turnovers also affected the outcome. **Avery Crouse** buoyed Gill with nine points and a career-best nine boards. **Katarina Zec** pitched in eight points and a career-high tying nine rebounds. **Tia Bradshaw** led the effort from the reserves with a career-high tying eight points to go along with a personal-best five caroms. The Miners kept MT to 39.7 percent (23-58), including 28.6 percent (6-21) from 3-point range. MT compensated for that by going 24-29 (82.8 percent) at the free-throw line. UTEP won the boards (49-33), but it wasn't enough to make up for other discrepancies.

AT UTEP 67, NORTH TEXAS 63 1/25/20

From the 6-minute mark in the first quarter until 11 seconds were left in the fourth, North Texas had a firm grip on the lead over UTEP, but the Miners rallied in the final moments to steal a 67-63 victory from the Mean Green on Jan. 25 at the Don Haskins Center. Ninety seconds into Saturday's game, UTEP had a 4-3 lead over North Texas. From that point until 11 seconds remaining in the game, the Miners trailed the Mean Green until **Ariona Gill's** tip-in gave UTEP a 65-63 advantage and its first lead since early in the first quarter. Gill also sunk the And-1 to give the Miners a 66-63 lead with 11 seconds left in the game. **Katarina Zec**, who went off for 18 points in the second half after being silenced in the first, also added a free throw with three seconds remaining to clinch the 67-63 victory for UTEP. The Miners shot just 14 percent (2-14) in the opening frame, but never shot below 40 percent the rest of the way, finishing the game 23-of-47 from the field in the final three quarters. North Texas led UTEP for more than 30 minutes in the game, including a 27-22 lead for the Mean Green at the halfway point, but the Miners fought back to outscore UNT 45-36 in the final two frames. Defensively, UTEP entered the game ranked first in C-USA in turnovers forced and lived up to that ranking after forcing 23 Mean Green turnovers, including 15 in the first half.

RICE 69, AT UTEP 61 1/23/20

Ariana Taylor, **Avery Crouse** and **Ariona Gill** all tallied 11 points, but UTEP fell to league-leading Rice, 69-61, at the Don Haskins Center on Jan. 23. It is the first C-USA setback at home for the Miners, who battled but ultimately saw the Owls post their 26th straight win against Conference USA competition. Gill added a team-high eight rebounds to nearly finish with a double-double despite playing only 16 minutes due to being plagued with fouls. **Katia Gallegos** stuffed the stat sheet with five points, seven rebounds and five assists. **Katarina Zec** pitched in nine points and five rebounds. The Miners forced 21 turnovers and won the boards, 42-39, but it wasn't enough to compensate for finishing at 33.3 percent (23-69) from the floor. Rice's 13 blocked shots, including nine alone from 6-9 Nancy Mulkey, impacted UTEP's shooting percentage. Another factor was UTEP finishing 10-18 at the charity stripe (55.6 percent) compared to the Owls going 20-28 (71.4 percent) at the line. It was a game of runs, with UTEP using a 7-0 push early in the fourth quarter to get within four (52-48). Rice countered with nine straight points, and the Miners were unable to get closer than six the rest of the contest.

AT UTEP 94, UTSA 54, 1/18/20

UTEP flexed its muscle at both ends of the court by drilling UTSA, 94-54, at home on Jan. 18. The 40-point win is the third biggest in a conference game in program history. The Miners came out firing, outpacing the Roadrunners by 27 (55-28) at the half. It marked the largest halftime lead in a league contest at the school. The 55 points over the first 20 minutes tied as the second most in first-half action in program annals. Aiding in the romp was a 32-point second quarter, which marked the most in a frame against a league foe in school history. **Katarina Zec** scored 15 points, **Michelle Pruitt** posted her first career double-double (12 points, career-high 11 rebounds) and **Katia Gallegos** dished out a career-best 10 assists to help lead the onslaught. **Ariona Gill** (11 points) also reached double figures in scoring for the Miners. For the second time in two weeks, the Miners scored 90+ points without having an individual player tally more than 15 points. UTEP also did so in the 96-65 romp of Florida Atlantic (1/4/20). Prior to this season, the feat had never been achieved at the school. UTEP shot 50.7 percent (37-73) from the floor and piled up its most assists (25) against a DI opponent in six years. Gallegos (10) and **Tia Bradshaw** (four) both set career highs for helpers. The Miners also got 48 points from their bench to nearly match UTSA's overall output. At the other end of the court the Orange and Blue held the Roadrunners to 32.3 percent (21-65) shooting, in addition to forcing 21 turnovers that were converted into 24 points. UTEP crushed UTSA on the boards (53-34), while also having a huge advantage for points in the paint (53-32). All 12 Miners who played scored at least three points.

AT LA TECH 87, UTEP 80, 1/11/20

UTEP shot 47.9 percent (23-48) from the floor and nailed a season-high 10 triples, but it sustained its first Conference USA loss of the year in an 87-80 setback at LA Tech on Jan. 11. The Miners were hurt by committing 28 turnovers and allowing the Lady Techsters to drill 53.8 percent (28-52) from the floor, including 50.0 percent (11-22) from 3-point range. Freshman **Katia Gallegos** flirted with a double-double (15 points, seven assists) to pace a trio of players in double figures. **Katarina Zec** (13 points) and **Ariana Taylor** (11 points) buoyed her, while **Sabine Lipe** (nine points, three assists) and **Jade Rochelle** (eight points, two assists) led the efforts off the pine. It was a seesaw battle with 11 ties and 14 lead changes. The game was knotted at 71 with 9:34 to play before LA Tech took control with an 8-0 surge. The Miners battled back, trimming the margin to three (81-78) after a Zec free throw with 3:19 remaining. That was as close as they would get, with the Lady Techsters staving off every remaining push from the Orange and Blue to improve to 8-2 on the year at home.



UTEP 89, AT SOUTHERN MISS 72, 1/9/20

Fueled by the highest scoring first half on the road in program history, UTEP surged to an 89-72 win at Southern Miss on Jan. 9. The Miners' 89 points tie as the most in league road contest in school history. They also did so in an 89-74 win at UCF on Feb. 24, 2008. UTEP piled up 51 points to lead the Lady Eagles by 20 at the break on the way to their third victory in as many league games. It marked just the second home loss of the campaign for USM, which slipped to 8-2 inside Reed Green Coliseum this year. Freshman **Katia Gallegos** set career highs in scoring (23) and assists (eight) to lead the way. She was joined in double figures by fellow starters **Katarina Zec** (21 points), **Ariana Taylor** (14 points) and **Ariona Gill** (13 points). Avery Crouse pitched in six points, five rebounds and four assists. All five starters logged at least 30 minutes of action. UTEP drilled 52.5 percent (32-61) from the floor, the fourth-highest percentage in a road conference contest in program annals. Furthermore, the Miners have scored at least 89 points in consecutive league games for the first time in program history. They piled up 96 points in the home win against Florida Atlantic (1/4/20) before erupting for 89 points against USM on Jan. 9. The Orange and Blue forced 16 turnovers that were converted into 28 points. UTEP also controlled the boards (39-28), with Taylor's career-high nine rebounds setting the tone in the area.

AT UTEP 96, FLORIDA ATLANTIC 65, 1/4/20

UTEP bolted out to the largest halftime lead in a conference game in program history on the way to drilling Florida Atlantic, 96-65, at the Don Haskins Center on Jan. 4. The Miners led by 22 (47-25) at the break and never let the Owls back into the game as they improved to 2-0 in league play for the first time since 2016. Furthermore, UTEP has won consecutive league contests by at least 30 points for the first occasion in program history. The Miners blasted FIU, 64-34, on Jan. 2, and followed that up with the 31-point vanquishing of the Owls. Freshman **Katia Gallegos** posted her first career double-double (11 points, career-high 11 rebounds) while also dishing out a game-best six assists to set the tone for the home side. Junior **DejaNae Roebuck** (career-high 14 points) provided a spark off the bench while senior **Ariona Gill** nearly recorded a double-double after finishing with 14 points and nine boards. All 12 players who dressed scored in the game. The 96 points are the most by the Miners under head coach **Kevin Baker** and rate as the fourth-highest total in a conference game in program annals. UTEP scored at least 22 points in each quarter and shot better than 47 percent in all four frames as well.

RARE OFFENSIVE FEAT

For the first time since the 1982-83 season (prior records incomplete), the Miners scored at least 90 points in a contest without having an individual player tally at least 15 points. UTEP exploded for 96 points in the win against Florida Atlantic (1/4/20), with **DejaNae Roebuck** and **Ariona Gill** sharing the team lead with 14 points each.

AT UTEP 64, FIU 34, 1/2/20

UTEP vaulted out to a 16-point cushion (26-10) after the first quarter and never looked back on the way to blasting FIU, 64-34, in the Conference USA opener for both schools at the Don Haskins Center on Jan. 2. The Miners allowed the fewest points in a conference game in program history on the way to topping the Panthers by 30. Furthermore UTEP moved to 3-0 in league lidlifters under head coach **Kevin Baker**. The Orange and Blue kept FIU to 24.5 percent (12-49), including a combined 4-29 in a dominating second half. UTEP also controlled the boards (47-36), thanks in part to **Ariona Gill's** double-double (12 points, 10 rebounds). **Katarina Zec** posted a game-high 16 points on 6-9 shooting, including 3-6 from distance. **Ariana Taylor** (nine points), **Michelle Pruitt** (eight points) and **Katia Gallegos** (seven points, five assists) also got after it. But the night belonged to the defense, with FIU being held to 13 total points in the second half. UTEP's pressure defense gave the visitors fits as they committed 23 turnovers. UTEP also dominated in the paint, outscoring the Panthers, 30-12.

GETTING IT DONE IN LEAGUE OPENERS

UTEP bested FIU, 64-34, on Jan. 2 to move to 12-3 in Conference USA openers since joining the league (2005-06), including a perfect 3-0 under **Kevin Baker** in the situation. Overall UTEP now stands 17-22 all time in conference lid lifters.

TULSA 58, AT UTEP 51, 12/29/19

UTEP forced 19 turnovers and held Tulsa to 31.6 percent (18-57) from the floor but it had some struggles of its own in a 58-51 home setback to Tulsa at the Don Haskins Center on Dec. 29. The Miners committed 16 of their 22 turnovers in the first half and finished 13-25 at the charity stripe. UTEP connected on 34.0 percent (18-53) from the floor, which was hindered by going 2-11 (18.2 percent) in the final frame. Yet in spite of those challenges, the Orange and Blue went toe-to-toe with former WAC and Conference USA foe Tulsa. There were seven ties and 11 lead changes, and UTEP led by three (46-43) with seven minutes to go. It wasn't to be, though, with the Golden Hurricane peeling off an 8-0 run over the next five minutes. The Miners stopped the surge with a pair of Katia Gallegos free throws, but couldn't get any closer than three points down the stretch. **Katarina Zec** tallied 13 points to pace the squad while Gallegos netted 10 points and a game-high five assists. **Ariona Gill** flirted with a double-double (nine points, eight rebounds) while also tallying a trio of steals. **Ariana Taylor** put up seven points in her first start of the season.

AT SMU 60, UTEP 54, 12/19/19

Katarina Zec (12 points) and **Ariana Taylor** (season-high 10 points) both reached double figures in scoring while **Ariona Gill** (eight points, 11 rebounds) flirted with a double-double in UTEP's hard-fought 60-56 setback at SMU on Dec. 19. The Miners (7-3) forced 18 turnovers and held the Mustangs (5-4) to 39.0 percent (23-59) from the floor. UTEP shot a similar percentage, but couldn't compensate for a discrepancy on free throws. SMU finished 12-22 at the charity stripe, including 10-14 in the final frame. UTEP was 3-6 at the line, and did not attempt a free throw during the second half despite holding a 32-24 advantage for points in the paint. Another factor was rebounds, with the Mustangs controlling the glass by a count of 43-33. UTEP recorded 17 assists on 24 field goals, with Gill dishing out a career-high five helpers. She also set a career best with five steals.

#20/19 ARIZONA 54, AT UTEP 43, 12/7/19

UTEP forced 23 turnovers and held No. 20 Arizona to its lowest scoring output in a nonconference game in three years but couldn't get enough shots to fall in a 54-43 setback at the Don Haskins Center on Dec. 7. The Miners limited the Wildcats to 38.0 percent shooting (19-50), including just 7.1 percent (1-14) from beyond-the-arc. Arizona entered the contest averaging 78 points and shooting 49 percent from the floor. UTEP also kept All-American Aari McDonald to 13 points on 4-14 shooting, eight below her scoring output. The defensive effort, particularly over the final three quarters, helped give Arizona its smallest margin of victory on the year. The Wildcats brought a +33 scoring margin into the game. **Ariona Gill** (11 points) and **Katia Gallegos** (10 points) paced UTEP on offense. The Miners shot 43 percent in the opening frame but couldn't sustain that on the way to finishing at 25.9 percent (15-58) for the day. But the defense, which kept Arizona to 1-9 in the final quarter, allowed the home side to be down by just nine with three minutes to play. UTEP could get no closer, with the Wildcats hitting enough free throws down stretch to hold on.

AT UTEP 70, WEBER STATE 51, 12/5/19

Senior **Jade Rochelle** provided a huge spark off the bench by setting career highs in points (15) and steals (six) to help the UTEP women's basketball team topple Weber State, 70-51, at the Don Haskins Center on Dec. 5. **Katarina Zec** (15 points) and **Katia Gallegos** (12 points) also reached double figures in the Miners' (7-1) fourth consecutive win. The Wildcats (1-5) put up quite a fight, but UTEP had enough in the tank to continue its best start to a year during the **Kevin Baker** era. UTEP won the boards (42-35), thanks primarily to **Ariona Gill's** career-high 14 rebounds. Gill added seven points to flirt with the double-double. But the night was stolen by Rochelle, who was electric in her 21 minutes off the pine. She connected on 6-10 from the floor, in addition to going 3-3 at the free throw line. Her presence was equally felt on the defensive end where she came up one steal shy of cracking UTEP's top-10 single-game list. Another factor was the Miners' defense forcing 31 turnovers, the most by a UTEP opponent in four years. WSU was held to 35.6 percent (16-45) from the floor, including 23.1 percent (3-13) from 3-point range. UTEP connected on 34.4 percent from the floor but made up for it by getting to the free throw line 39 times (24 makes). The Miners had 12 assists on their 21 field goals made, with freshman **Katia Gallegos** tallying a game-high five.



AT UTEP 71, GEORGIA STATE 68, 11/30/19

Freshmen **Arina Khlopkova** (career-best 20 points) **Avery Crouse** (career-best 13 points) and **Katia Gallegos** (11 points, career-high eight rebounds) all had big nights to help lead the UTEP women's basketball team to a 71-68 victory against Georgia State in its final game of the Eighth-Annual UTEP Thanksgiving Classic on Nov. 30, 2019. The Miners (6-1) forced 20 turnovers, including Khlopkova drawing a charge late in the game, to help topple the upset-minded Panthers. There were eight ties and nine lead changes in a back-and-forth battle. It was tied at 68 with 1:42 to play when Gallegos split through traffic for the go-ahead lay-up. Georgia State missed a pair of shots to either tie or retake the lead late, and Khlopkova put the finishing touches on the win with a free throw with seven seconds left. UTEP overcame an off shooting night (37.1 percent) by taking care of business at the charity stripe (19-24, 79.2 percent) and turning up the pressure to force the aforementioned 20 turnovers. **Sabine Lipe** came off the bench to chip in four points, four rebounds and four assists while **Ariana Taylor** netted six points to go along with two boards. UTEP took good care of the ball, committing only 11 turnovers.

FRESHMEN POWER

Freshmen **Arina Khlopkova** (career-best 20 points) **Avery Crouse** (career-best 13 points) and **Katia Gallegos** (11 points) all hit double digits in scoring in UTEP's win against Georgia State on Nov. 30. It marked the first time that three Miner freshmen scored at least 10 points in the same game against a Division I opponent since 2004-05 at Boise State (3/3/05). In that game the effort was courtesy of **Dana Penno** (14 points), **Izabela Piekarska** (14 points), and **Kasia Krezel** (10 points).

AT UTEP 76, WESTERN MICHIGAN 46, 11/29/19

The UTEP women's basketball team surged out to a 23-point lead at the half (38-15) en route to knocking off Western Michigan, 76-46, at the Eighth-Annual UTEP Thanksgiving Classic on Nov. 29. The Miners (5-1) shot 49.2 percent (30-61) from the floor and won the boards (47-32) to handle the Broncos (2-3). UTEP also got after it on defense by holding WMU to 28.1 percent (16-64) and forcing 18 turnovers to keep them 28 points below their scoring average (74.0) entering the game. Arina Khlopkova (career-high 14 points), Katarina Zec (12 points) and Michelle Pruitt (10 points) all hit double figures in scoring to pace UTEP. Tia Bradshaw (career-best eight points) also had a career scoring day. Ariona Gill (10 rebounds) led the charge on the glass while Zec secured a season-high eight boards. UTEP shared the ball well, with 20 assists on 30 field goals, with Katia Gallegos (five) and Avery Crouse (career-best four) leading the way in the department.

AT UTEP 65, NM STATE 45, 11/23/19

Senior **Ariona Gill** posted a double-double (13 points, 11 rebounds), and UTEP defended with furor in a 65-45 vanquishing of I-10 rival NM State to complete the season sweep of the Aggies at the Don Haskins Center on Nov. 23. The Miners led wire-to-wire in the 20-point victory against the Aggies. UTEP held NM State to 33.9 percent (21-62) from the floor, including a paltry 6.7 percent (1-15) from 3-point range. The Miners also forced 19 turnovers, which led to 19 points, and crushed the Aggies on the boards, 51-30. Freshman **Katia Gallegos** turned in an outstanding all-around effort. She scored 10 points while setting career highs in rebounds (seven), assists (six) and steals (four) in 29 minutes of action. Senior **Katarina Zec** also hit double digits (11 points) in scoring for the fifth time in as many games on the year while freshman **Avery Crouse** netted eight points. UTEP shot 41.5 percent (27-65) from the floor, including 52.9 percent (9-17) during a second quarter where it outscored the visitors, 20-10. But the Miners' defense stole the show. UTEP set season bests for fewest points allowed (45) and 3-point percentage defense (6.7 percent). The Aggies had 25 points through three quarters before putting up 20 points in the final frame, when the outcome was already decided.

NEW MEXICO 93, AT UTEP 78, 11/19/19

UTEP put up 78 points while shooting 49 percent from the floor, but it wasn't enough to keep up with high-octane New Mexico in a 93-78 setback at the Don Haskins Center on Nov. 19. Nearly 1,500 fans, most of them young students, made for an entertaining atmosphere on the Miners' "Education Day" game, but the Lobos emerged victorious in a battle of unbeaten. **Katarina Zec** (16 points), **Tatyana Modawar** (career-high 12 points) and **Katia Gallegos** (10 points) all hit double figures in scoring for UTEP. **Ariona Gill** flirted with a double-double (eight points, 10 rebounds) while **Avery Crouse** netted nine and **Ariana Taylor** chipped in seven points. UNM relied on a barrage of 3-pointers (12-29), an extremely good day at the line (17-19) and winning the boards (41-30) to outlast the Miners. The Lobos had a 24-14 margin on second-chance points while also holding advantages for points in the paint (38-28) and fastbreak points (34-12). UTEP lost for just the second time (14-2) of the **Kevin Baker** era when scoring at least 70 points.

AT UTEP 92, ALCORN STATE 47, 11/16/19

UTEP raced out to an 18-point lead (28-10) after the first quarter and never looked back in a 92-47 win against Alcorn State at the Don Haskins Center on Nov. 16. **Katarina Zec** (17 points) led a quartet of Miners (3-0) in double figures for scoring in the wire-to-wire victory against the Lady Braves (0-4). **Ariona Gill** (14 points, game-high seven rebounds), **Michelle Pruitt** (13 points) and freshman **Avery Crouse** (career-high 10 points) buoyed fellow starter Zec. The bench did its part too by piling up 34 points, with **Ariana Taylor** (nine points) setting the tone for the reserves. **DejaNae Roebuck** (career-high tying seven points) nearly matched Taylor. UTEP registered 23 assists on 34 field goals, won the boards (44-26) and forced 28 turnovers that were converted into 27 points. The Miners shot 54.8 percent (34-62) from the floor, including 39.1 percent (9-23) from distance. Alcorn State was held to 32.0 percent (16-50) shooting. It marked the third 90+ point scoring contest under head coach Kevin Baker, who has his squad off to a 3-0 start for the second time in three seasons.

UTEP 63, AT NM STATE 57, 11/13/19

Senior **Katarina Zec** scored 17 points, including a go-ahead three pointer with two minutes to play in the game, to help lift UTEP to a 63-57 win at I-10 rival NM State on Nov. 9. The effort secured the Miners' third straight 2-0 start under head coach **Kevin Baker**. Furthermore, they picked up their first road win against the Aggies since 2015-16. Junior transfer **Michelle Pruitt** (14 points) and freshman **Katia Gallegos** (13 points) joined Zec in double figures for scoring, while senior **Ariona Gill** pitched in seven points to go along with a team-best eight rebounds. **Ariana Taylor** came off the bench to score nine points, in addition to setting up Zec's clutch trey. It was a back-and-forth game with 12 ties and 19 lead changes, with the final change coming down the stretch. NM State led by two (57-55) with 3:24 to play, but UTEP closed the game on a 6-0 push to stay perfect on the young season. Zec provided the go-ahead score with a knockdown triple off a cross-court pass by Taylor.

AT UTEP 63, UC RIVERSIDE 60, 11/9/19

UTEP bolted out to a 19-point lead (33-14) at the half on the way to defeating UC Riverside, 63-50, at the Don Haskins Center on Nov. 9. The Miners led wire-to-wire against the Highlanders, who were playing for the third time in five days to start the season. UTEP took advantage of that fact, turning up the heat defensively with a pressing defense that forced 28 turnovers. Those giveaways led to 25 points. **Katarina Zec** tallied 18 points to lead a balanced offensive attack that featured six different players with at least six points. Freshman **Katia Gallegos** debuted with nine points, five assists, two steals and no turnovers in a squad-high 34 minutes of playing time. Junior transfer **Michelle Pruitt** (eight points, 10 rebounds) flirted with a double-double while fellow classmate and transfer **DejaNae Roebuck** came off the bench to score seven points. UTEP got to the free throw line 30 times and took 60 shots to the Highlanders' 41 attempts. The discrepancy came from UCR's 28 turnovers compared to only 15 by the Orange and Blue.

STIFLING DEFENSE

UTEP locked down on UCR (11/9) from the onset, limiting the Highlanders to four points in the first quarter. It tied as the third-lowest points allowed in a frame by the Miners. Additionally, the 50 points allowed were the fewest in a season opener since 2006-07.

EXHIBITION REWIND

UTEP prepped for the 2019-20 season by posting a pair of victories against Division II opponents in exhibition contests. The Miners downed Eastern New Mexico, 84-64, (Oct. 26), while also besting St. Mary's (TX) (Nov. 2), 59-47. **Katarina Zec** averaged 20.5 points per game to lead the unit, with transfer **Michelle Pruitt** (10.5 ppg) also checking in for double figures. UTEP had a +9.0 rebounding margin (41.5-32.5) during the contests. The Miners also forced 24.0 turnovers per game, which made up for the opposition hitting 41.2 percent (42-102) from the floor in the two contests.



2019-20 UTEP WOMEN'S BASKETBALL ROSTERS

NUMERICAL

| NO. | NAME | POS | HT | CL | EXP | HOMETOWN (HS/PREVIOUS SCHOOL) |
|-----|-----------------|-----|------|-------|-----|--|
| 00 | Jordan Jenkins^ | PG | 5-3 | Jr. | 2L | Tennessee Colony, Texas (Buffalo HS) |
| 1 | Arina Khlopkova | G/F | 6-0 | Fr. | HS | Moscow, Russia (Christian Academy of Louisville) |
| 2 | Tia Bradshaw | G | 5-9 | Jr. | TR | Dodge City, Kan. (Hutchinson CC) |
| 3 | Katia Gallegos | G | 5-7 | Fr. | HS | El Paso, Texas (Franklin HS) |
| 4 | Neidy Ocuane | PG | 5-5 | R-Sr. | 2L | Maputo, Mozambique (Seward County CC) |
| 10 | Jade Rochelle | G/F | 5-11 | Sr. | 1L | Grandview, Texas (Blinn College) |
| 12 | Ariona Gill | G/F | 6-0 | R-Sr. | 1L | Las Vegas, Nev. (San Jacinto College) |
| 13 | Sabine Lipe | G | 5-9 | So. | 1L | Liepaja, Latvia (Liepajas 15 Vidusskola) |
| 15 | Avery Crouse | G | 6-0 | Fr. | HS | Sachse, Texas (Sachse HS) |
| 22 | DeJaNae Roebuck | F | 6-0 | Jr. | TR | Olathe, Kan. (Hutchinson CC) |
| 25 | Ariana Taylor | F | 6-1 | So. | 1L | Houston, Texas (Houston Wheatley HS) |
| 31 | Tatyana Modawar | F | 6-3 | Fr. | HS | Concord, Calif. (Carondelet HS) |
| 33 | Michelle Pruitt | F/C | 5-11 | Jr. | TR | Chicago, Ill. (Miami Dade College) |
| 44 | Katarina Zec | G/F | 5-11 | Sr. | 3L | Belgrade, Serbia (Sportska gimnazija) |

ALPHABETICAL

| NO. | NAME | POS | HT | CL | EXP | HOMETOWN (HS/PREVIOUS SCHOOL) |
|-----|-----------------|-----|------|-------|-----|--|
| 2 | Tia Bradshaw | G | 5-9 | Jr. | TR | Dodge City, Kan. (Hutchinson CC) |
| 15 | Avery Crouse | G | 6-0 | Fr. | HS | Sachse, Texas (Sachse HS) |
| 3 | Katia Gallegos | G | 5-7 | Fr. | HS | El Paso, Texas (Franklin HS) |
| 12 | Ariona Gill | G/F | 6-0 | R-Sr. | 1L | Las Vegas, Nev. (San Jacinto College) |
| 00 | Jordan Jenkins^ | PG | 5-3 | Jr. | 2L | Tennessee Colony, Texas (Buffalo HS) |
| 1 | Arina Khlopkova | G/F | 6-0 | Fr. | HS | Moscow, Russia (Christian Academy of Louisville) |
| 13 | Sabine Lipe | G | 5-9 | So. | 1L | Liepaja, Latvia (Liepajas 15 Vidusskola) |
| 31 | Tatyana Modawar | F | 6-3 | Fr. | HS | Concord, Calif. (Carondelet HS) |
| 4 | Neidy Ocuane | PG | 5-5 | R-Sr. | 2L | Maputo, Mozambique (Seward County CC) |
| 33 | Michelle Pruitt | F/C | 5-11 | Jr. | TR | Chicago, Ill. (Miami Dade College) |
| 10 | Jade Rochelle | G/F | 5-11 | Sr. | 1L | Grandview, Texas (Blinn College) |
| 22 | DeJaNae Roebuck | F | 6-0 | Jr. | TR | Olathe, Kan. (Hutchinson CC) |
| 25 | Ariana Taylor | F | 6-1 | So. | 1L | Houston, Texas (Houston Wheatley HS) |
| 44 | Katarina Zec | G/F | 5-11 | Sr. | 3L | Belgrade, Serbia (Sportska gimnazija) |

^denotes will miss season

COACHING STAFF

Kevin Baker - Head Coach

Todd Buchanan - Associate Head Coach

Anthony Anderson - Assistant Head Coach/Director of Player Development

Heather Karner - Assistant Coach/Recruiting Coordinator

Chisan Jones - Strength and Conditioning

Lexi Murphy - Director of Basketball Operations

Christina Robinson - Graduate Assistant

Harper Sheets - Graduate Assistant

William Chapa - Student Assistant

| STARTERS RETURNING (3) | | | | LETTER WINNERS RETURNING (7) | | | | NEWCOMERS (7) | | | | PRONUNCIATIONS |
|--------------------------|------------------|------|-----|--------------------------------|------------------|------|-------|---------------|-----------------|------|-----|---------------------------------------|
| # | Name | Pos. | Cl. | # | Name | Pos. | Cl. | # | Name | Pos. | Cl. | |
| 4 | Neidy Ocuane | PG | Sr. | 00 | Jordan Jenkins^ | PG | Jr. | 1 | Arina Khlopkova | G/F | Fr. | KATIA GALLEGOS: Cah-t-uh Guy-yay-gose |
| 25 | Ariana Taylor | F | So. | 4 | Neidy Ocuane | PG | Sr. | 2 | Tia Bradshaw | G | Jr. | ARIONA Gill: Air-e-ah-nuh |
| 44 | Katarina Zec | G | Sr. | 10 | Jade Rochelle | F | Sr. | 3 | Katia Gallegos | G | Fr. | SABINE LIPE: Sah-be-nay Lee-pay |
| STARTERS LOST (2) | | | | 12 | Ariona Gill | G/F | R-Sr. | 5 | Avery Crouse | G | Fr. | ARINA KHLOPKOVA: Clop-ko-vuh |
| # | Name | Pos. | Cl. | 13 | Sabine Lipe | G | So. | 22 | DeJaNae Roebuck | F | Jr. | TATYANA MODAWAR: Mode-a-wahr |
| 3 | Jordan Alexander | F | Sr. | 25 | Ariana Taylor | F | So. | 31 | Tatyana Modawar | F | Fr. | NEIDY OCUANE: Nay-dee Oh-kwan-knee |
| 5 | Zuzanna Puc | F | Jr. | 44 | Katarina Zec | G | Sr. | 33 | Michelle Pruitt | F/C | Jr. | DEJANA E Roebuck: Day-jah-nay |
| | | | | LETTER WINNERS LOST (3) | | | | | | | | ARIANA Taylor: Are-e-ah-nuh |
| # | Name | Pos. | Cl. | 3 | Jordan Alexander | F | Sr. | | | | | KATARINA ZEC: Zetz |
| 5 | Zuzanna Puc | F | Jr. | 23 | Alexa Hoy | G | Jr. | | | | | |
| | | | | ^denotes will miss season | | | | | | | | |



UTEP INDIVIDUAL CAREER HIGHS

#2 TIA BRADSHAW | 5-9 | G | JR-TR

PTS: 8, twice, last at MT* (1/30/20)
 REB: 5, at MT* (1/30/20)
 AST: 4, twice, last Rice* (1/23/20)
 STL: 3, UTSA* (1/18/20)
 BLK: 1, NM State (11/23/19)
 FG: 3, twice, last at MT* (1/30/20)
 FGA: 8, at MT* (1/30/20)
 3FG: 1, three times, last at UTSA* (1/18/20)
 3FGA: 3, UTSA* (1/18/20)
 FT: 3, Weber State (12/5/19)
 FTA: 6, Weber State (12/5/19)
 MIN: 24, at MT* (1/30/20)

#15 AVERY CROUSE | 6-0 | G | FR-HS

PTS: 21, twice, last Southern Miss* (2/29/20)
 REB: 9, at MT* (1/30/20)
 AST: 5, FIU* (1/2/20)
 STL: 4, twice, last MT* (2/22/20)
 BLK: 3, Tulsa (12/29/19)
 FG: 8, at UTSA* (2/20/20)
 FGA: 14, at UTSA* (2/20/20)
 3FG: 3, twice, last Southern Miss* (2/29/20)
 3FGA: 6, at UTSA* (2/20/20)
 FT: 6, at UAB* (2/1/20)
 FTA: 6, six times, last Southern Miss* (2/29/20)
 MIN: 40, Charlotte* (2/6/20)

#3 KATIA GALLEGOS | 5-7 | G | FR-HS

PTS: 23, at USM* (1/9/20)
 REB: 11, FAU* (1/4/20)
 AST: 12, Southern Miss* (2/29/20)
 STL: 7, Southern Miss* (2/29/20)
 BLK: 1, Tulsa (12/29/19)
 FG: 7, at UTSA* (2/20/20)
 FGA: 16, #20 Arizona (12/7/19)
 3FG: 3, twice, last at Rice (3/5/20)
 3FGA: 7, twice, last at LA Tech* (1/11/20)
 FT: 9, at USM* (1/9/20)
 FTA: 10, twice, last at USM* (1/9/20)
 MIN: 39, at Marshall* (2/15/20)

#12 ARIONA GILL | 6-0 | G/F | SR-1L

PTS: 25, Charlotte* (2/6/20)
 REB: 18, at UTSA* (2/20/20)
 AST: 5, at SMU (12/19/19)
 STL: 5, at SMU (12/19/19)
 BLK: 2, four times, last at SMU (12/19/19)
 FG: 10, twice, last Charlotte* (2/6/20)
 FGA: 19, twice, last Charlotte* (2/6/20)
 3FG: 3, Arkansas State (12/1/18)
 3FGA: 5, Arkansas State (12/1/18)
 FT: 9, NM State (11/17/18)
 FTA: 12, NM State (11/17/18)
 MIN: 39, three times, last at Marshall* (2/15/20)

#00 JORDAN JENKINS | 5-3 | PG | JR-2L

PTS: 11, Alcorn State (11/10/18)
 REB: 5, twice, last CSUB (11/14/18)
 AST: 7, twice, last vs. WIU (12/20/18)
 STL: 2, three times, last Nicholls State (11/23/18)
 BLK: 0
 FG: 4, Alcorn State (11/10/18)
 FGA: 7, twice, last at New Mexico (12/5/18)
 3FG: 2, three times, last at New Mexico (12/5/18)
 3FGA: 5, at UC Riverside (12/30/17)
 FT: 3, MT* (1/19/19)
 FTA: 4, twice, last MT* (1/19/19)
 MIN: 35, at New Mexico (12/5/18)

#1 ARINA KHLOPKOVA | 6-0 | G/F | FR-HS

PTS: 20, Georgia State (11/30/19)
 REB: 5, Georgia State (11/30/19)
 AST: 2, at LA Tech* (1/11/20)
 STL: 2, three times, last at Marshall* (2/15/20)
 BLK: 1, twice, last Western Michigan (11/29/19)
 FG: 5, three times, last Southern Miss (2/29/20)
 FGA: 10, twice, last Southern Miss (2/29/20)
 3FG: 3, Southern Miss* (2/29/20)
 3FGA: 6, Southern Miss* (2/29/20)
 FT: 8, Georgia State (11/30/19)
 FTA: 10, Georgia State (11/30/19)
 MIN: 32, Georgia State (11/30/19)

#13 SABINE LIPE | 5-9 | G | SO-1L

PTS: 12, Charlotte* (2/6/20)
 REB: 7, at UTSA* (1/5/19)
 AST: 7, at UTSA* (1/5/19)
 STL: 3, twice, last at UTSA* (2/20/20)
 BLK: 3, Alcorn State (11/16/19)
 FG: 4, Charlotte* (2/6/20)
 FGA: 9, ODU* (2/8/20)
 3FG: 4, Charlotte* (2/6/20)
 3FGA: 6, twice, last MT* (2/22/20)
 FT: 5, at UTSA* (1/5/19)
 FTA: 6, twice, last at UTSA* (1/5/19)
 MIN: 31, twice, last Charlotte* (2/6/20)

#31 TATYANA MODAWAR | 6-3 | F | FR-HS

PTS: 12, New Mexico (11/19/19)
 REB: 4, twice, last UTSA* (1/18/20)
 AST: 1, five times, last Rice* (1/23/20)
 STL: 1, Alcorn State (11/16/19)
 BLK: 1, FIU* (1/2/20)
 FG: 4, New Mexico (11/19/19)
 FGA: 7, New Mexico (11/19/19)
 3FG: 1, three times, Weber State (12/5/19)
 3FGA: 1, six times, last at MT* (1/30/20)
 FT: 4, New Mexico (11/19/19)
 FTA: 4, twice, last FAU* (1/4/20)
 MIN: 16, New Mexico (11/19/19)

#4 NEIDY OCUANE | 5-5 | PG | SR-1L

PTS: 14, twice, last at FIU* (2/9/19)
 REB: 6, twice, last vs. Marshall (3/13/19)
 AST: 5, three times, last North Texas* (3/7/19)
 STL: 3, at FAU* (2/7/19)
 BLK: 1, vs. WIU (12/20/18)
 FG: 4, twice, last at FIU* (2/9/19)
 FGA: 11, Marshall* (1/31/19)
 3FG: 4, Marshall* (1/31/19)
 3FGA: 10, Marshall* (1/31/19)
 FT: 4, at FAU* (2/7/19)
 FTA: 5, NM State (11/17/18)
 MIN: 38, vs. Marshall* (3/13/19)

#33 MICHELLE PRUITT | 5-11 | F/C | JR-TR

PTS: 17, at WKU* (2/13/20)
 REB: 11, UTSA* (1/18/20)
 AST: 2, three times, last ODU* (2/8/20)
 STL: 2, twice, last NM State (11/23/19)
 BLK: NA
 FG: 8, at WKU* (2/13/20)
 FGA: 13, at NM State (11/13/19)
 3FG: NA
 3FGA: NA
 FT: 4, twice, last FAU* (1/4/20)
 FTA: 8, UCR (11/9/19)
 MIN: 27, UCR (11/9/19)

#10 JADE ROCHELLE | 5-11 | G/F | SR-1L

PTS: 15, Weber State (12/5/19)
 REB: 9, Arkansas State (12/1/18)
 AST: 3, at ODU* (1/24/19)
 STL: 6, Weber State (12/5/19)
 BLK: 1, 11 times, last vs. Marshall (3/13/19)
 FG: 6, Weber State (12/5/19)
 FGA: 10, Weber State (12/5/19)
 3FG: 1, four times, last UTSA* (1/18/20)
 3FGA: 2, twice, last vs. MT (3/14/19)
 FT: 5, Portland State (12/9/18)
 FTA: 8, Portland State (12/9/18)
 MIN: 29, vs. Marshall (3/13/19)

#22 DEJANAE ROEBUCK | 6-0 | F | JR-TR

PTS: 14, FAU* (1/4/20)
 REB: 4, FAU* (1/4/20)
 AST: 2, twice, last FAU* (1/4/20)
 STL: 1, eight times, last at Rice* (3/5/20)
 BLK: 2, Alcorn State (11/16/19)
 FG: 6, FAU* (1/4/20)
 FGA: 7, FAU* (1/4/20)
 3FG: 1, three times, last at UTSA* (2/22/20)
 3FGA: 1, eight times, last at Rice* (3/5/20)
 FT: 3, twice, last Alcorn State (11/16/19)
 FTA: 6, UCR (11/9/19)
 MIN: 20, FAU* (1/4/20)

#25 ARIANA TAYLOR | 6-0 | F | SO-1L

PTS: 16, vs. Alkron (12/21/18)
 REB: 9, at USM* (1/9/20)
 AST: 3, three times, last at USM* (1/9/20)
 STL: 3, at LA Tech* (1/11/20)
 BLK: 4, at UTSA* (1/5/19)
 FG: 6, at USM* (1/9/20)
 FGA: 12, at USM* (1/9/20)
 3FG: 3, at North Texas* (1/10/19)
 3FGA: 5, twice, last North Texas* (3/7/19)
 FT: 4, three times, last at LA Tech* (1/11/20)
 FTA: 6, Portland State (12/9/18)
 MIN: 37, vs. Marshall (3/13/19)

#44 KATARINA ZEC | 5-11 | G/F | SR-3L

PTS: 22, twice, last ODU* (2/8/20)
 REB: 9, five times, last at Rice* (3/5/20)
 AST: 7, WKU* (3/3/18)
 STL: 4, at USM* (1/9/20)
 BLK: 1, 10 times, last MT* (2/22/20)
 FG: 9, North Texas* (3/7/19)
 FGA: 18, Weber State (12/5/19)
 3FG: 7, at NM State (12/10/17)
 3FGA: 10, twice, last at Weber State (11/28/18)
 FT: 7, CSUB (11/14/18)
 FTA: 9, CSUB (11/14/18)
 MIN: 49, vs. Marshall (3/13/19)



2019-20 GAME-BY-GAME STATS

| OPP. | DATE | W/L | PTS | 1Q/2Q/3Q/4Q/OT(S) | LARGEST LEAD | IN PAINT PTS | OFF TOS PTS | 2ND CHANCE PTS | BENCH PTS | FG-FGA | PCT | 3 PT FG-FGA | 3PT PCT | FT-FTA | FT PCT | O-D-TOT | AVG | PF | A | TO | BLK | STL | PTS | AVG |
|--------------------|----------|-----|-----|-------------------|--------------|--------------|-------------|----------------|-----------|--------|------|-------------|---------|--------|--------|----------|------|----|----|----|-----|-----|-----|------|
| @UTEP | 11/9/19 | W | 63 | 14/19/13/17 | 21 | 24 | 25 | 11 | 21 | 19-60 | .317 | 6-21 | .286 | 19-30 | .633 | 19-16-35 | 35.0 | 23 | 12 | 15 | 0 | 8 | 63 | 63.0 |
| UCR | | | 50 | 4/10/14/22 | 0 | 26 | 8 | 10 | 18 | 18-41 | .439 | 1-13 | .077 | 13-19 | .684 | 11-29-40 | 40.0 | 27 | 9 | 28 | 5 | 7 | 50 | 50.0 |
| UTEP | 11/13/19 | W | 63 | 16/17/14/16 | 8 | 32 | 6 | 8 | 12 | 23-59 | .390 | 3-12 | .250 | 14-22 | .636 | 11-34-45 | 40.0 | 13 | 10 | 12 | 0 | 5 | 63 | 63.0 |
| @NM State | | | 57 | 17/15/14/11 | 7 | 30 | 16 | 11 | 24 | 20-61 | .328 | 4-20 | .200 | 13-17 | .765 | 9-30-39 | 39.5 | 18 | 10 | 11 | 2 | 9 | 57 | 53.5 |
| @UTEP | 11/16/19 | W | 92 | 28/18/26/20 | 48 | 47 | 27 | 16 | 34 | 34-62 | .548 | 9-23 | .391 | 15-20 | .750 | 15-29-44 | 41.3 | 19 | 23 | 25 | 6 | 12 | 92 | 72.7 |
| Alcorn State | | | 47 | 10/14/13/10 | 0 | 22 | 13 | 7 | 18 | 16-50 | .320 | 2-10 | .200 | 13-19 | .684 | 9-17-26 | 35.0 | 26 | 10 | 28 | 2 | 14 | 47 | 51.3 |
| @UTEP | 11/19/19 | L | 78 | 19/20/20/19 | 2 | 28 | 15 | 14 | 31 | 26-53 | .491 | 6-11 | .545 | 20-33 | .606 | 11-19-30 | 38.5 | 19 | 14 | 21 | 1 | 6 | 78 | 74.0 |
| New Mexico | | | 93 | 25/28/23/17 | 21 | 38 | 27 | 24 | 47 | 32-69 | .464 | 12-29 | .414 | 17-19 | .895 | 18-23-41 | 36.5 | 26 | 19 | 16 | 2 | 9 | 93 | 61.8 |
| @UTEP | 11/23/19 | W | 65 | 12/20/21/12 | 32 | 40 | 19 | 11 | 13 | 27-65 | .415 | 6-21 | .286 | 5-5 | 1.000 | 20-31-51 | 41.0 | 14 | 15 | 23 | 4 | 8 | 65 | 72.2 |
| NM State | | | 45 | 7/10/8/20 | 0 | 28 | 22 | 8 | 18 | 21-62 | .339 | 1-15 | .067 | 2-5 | .400 | 12-18-30 | 30.0 | 12 | 6 | 19 | 3 | 13 | 45 | 58.4 |
| @UTEP | 11/29/19 | W | 76 | 18/20/18/20 | 30 | 42 | 17 | 14 | 37 | 30-61 | .492 | 7-17 | .412 | 9-10 | .900 | 14-33-47 | 42.0 | 19 | 20 | 21 | 3 | 8 | 76 | 72.8 |
| Western Michigan | | | 46 | 7/8/19/12 | 0 | 22 | 14 | 8 | 8 | 18-64 | .281 | 3-30 | .100 | 7-11 | .636 | 15-17-32 | 34.7 | 17 | 8 | 18 | 3 | 12 | 46 | 56.3 |
| @UTEP | 11/30/19 | W | 71 | 16/26/15/14 | 10 | 28 | 14 | 15 | 20 | 23-62 | .371 | 6-23 | .261 | 19-24 | .792 | 14-23-37 | 41.3 | 19 | 15 | 11 | 0 | 8 | 71 | 72.6 |
| Georgia State | | | 68 | 17/17/20/14 | 6 | 22 | 13 | 18 | 7 | 22-51 | .431 | 5-18 | .278 | 19-26 | .731 | 11-29-40 | 35.4 | 25 | 9 | 20 | 7 | 8 | 68 | 58.0 |
| @UTEP | 12/5/19 | W | 70 | 11/18/23/18 | 19 | 30 | 24 | 12 | 32 | 21-61 | .344 | 4-16 | .250 | 24-39 | .615 | 15-27-42 | 41.4 | 22 | 12 | 16 | 1 | 14 | 70 | 72.2 |
| Weber State | | | 51 | 10/12/16/13 | 5 | 26 | 8 | 2 | 12 | 16-45 | .356 | 3-13 | .231 | 16-23 | .696 | 5-30-35 | 35.4 | 30 | 9 | 31 | 5 | 4 | 51 | 57.1 |
| @UTEP | 12/7/19 | L | 43 | 14/3/12/14 | 3 | 23 | 13 | 4 | 9 | 15-58 | .259 | 3-17 | .176 | 10-15 | .667 | 12-27-39 | 41.1 | 24 | 7 | 21 | 1 | 7 | 43 | 69.0 |
| #20 Arizona | | | 54 | 21/12/14/7 | 19 | 28 | 17 | 4 | 5 | 19-50 | .380 | 1-14 | .071 | 15-23 | .652 | 9-36-45 | 36.4 | 18 | 8 | 23 | 8 | 10 | 54 | 56.8 |
| UTEP | 12/19/19 | L | 56 | 12/14/16/14 | 4 | 32 | 11 | 8 | 22 | 24-61 | .393 | 5-19 | .263 | 3-6 | .500 | 12-21-33 | 40.3 | 21 | 17 | 17 | 4 | 10 | 56 | 67.7 |
| @SMU | | | 60 | 16/14/14/16 | 8 | 24 | 14 | 4 | 14 | 23-59 | .390 | 2-7 | .286 | 12-22 | .545 | 19-24-43 | 37.1 | 11 | 17 | 18 | 4 | 9 | 60 | 57.1 |
| @UTEP | 12/29/19 | L | 51 | 13/11/17/10 | 6 | 28 | 11 | 11 | 10 | 18-53 | .340 | 2-9 | .222 | 13-25 | .520 | 11-32-43 | 40.5 | 23 | 12 | 22 | 6 | 6 | 51 | 66.2 |
| Tulsa | | | 58 | 10/18/13/17 | 7 | 24 | 12 | 9 | 19 | 18-57 | .316 | 5-22 | .227 | 17-28 | .607 | 12-28-40 | 40.0 | 19 | 10 | 19 | 9 | 15 | 58 | 57.2 |
| @UTEP | 1/2/20 | W | 64 | 26/10/20/8 | 34 | 30 | 15 | 13 | 18 | 23-65 | .354 | 5-20 | .250 | 13-19 | .684 | 14-33-47 | 41.1 | 17 | 18 | 14 | 1 | 6 | 64 | 66.0 |
| FIU* | | | 34 | 10/11/5/8 | 2 | 12 | 6 | 0 | 14 | 12-49 | .245 | 1-10 | .100 | 9-14 | .643 | 6-30-36 | 36.0 | 21 | 6 | 23 | 2 | 3 | 34 | 55.2 |
| @UTEP | 1/4/20 | W | 96 | 25/22/23/26 | 34 | 52 | 25 | 14 | 52 | 34-65 | .523 | 7-18 | .389 | 21-31 | .677 | 14-31-45 | 41.4 | 28 | 17 | 14 | 3 | 11 | 96 | 68.3 |
| Florida Atlantic* | | | 65 | 11/14/18/22 | 0 | 14 | 16 | 4 | 30 | 18-52 | .346 | 8-25 | .320 | 21-33 | .636 | 8-23-31 | 31.0 | 27 | 9 | 20 | 4 | 5 | 65 | 58.0 |
| UTEP | 1/9/20 | W | 89 | 23/28/21/17 | 27 | 42 | 28 | 14 | 12 | 32-61 | .525 | 9-21 | .429 | 16-21 | .762 | 12-27-39 | 41.2 | 17 | 18 | 19 | 2 | 9 | 89 | 69.8 |
| @Southern Miss* | | | 72 | 20/11/20/21 | 1 | 36 | 22 | 13 | 21 | 25-59 | .424 | 4-12 | .333 | 18-20 | .900 | 8-20-28 | 28.0 | 19 | 15 | 16 | 5 | 10 | 72 | 57.1 |
| UTEP | 1/11/20 | L | 80 | 21/17/30/12 | 7 | 24 | 23 | 8 | 32 | 23-48 | .479 | 11-19 | .526 | 24-30 | .800 | 8-19-27 | 40.3 | 27 | 18 | 28 | 0 | 11 | 80 | 70.5 |
| @LA Tech* | | | 87 | 21/15/32/19 | 8 | 32 | 36 | 9 | 20 | 28-52 | .538 | 11-22 | .500 | 20-24 | .833 | 7-19-26 | 26.0 | 28 | 16 | 22 | 3 | 14 | 87 | 59.1 |
| @UTEP | 1/18/20 | W | 94 | 23/32/21/18 | 43 | 53 | 24 | 21 | 48 | 37-73 | .507 | 7-17 | .412 | 13-17 | .765 | 23-30-53 | 41.1 | 19 | 25 | 20 | 2 | 9 | 94 | 71.9 |
| UTSA* | | | 54 | 14/14/15/11 | 0 | 32 | 16 | 13 | 11 | 21-65 | .323 | 2-13 | .154 | 10-15 | .667 | 18-16-34 | 34.0 | 20 | 10 | 21 | 2 | 11 | 54 | 58.8 |
| @UTEP | 1/23/20 | L | 61 | 13/8/18/22 | 4 | 30 | 19 | 8 | 14 | 23-69 | .333 | 5-17 | .294 | 10-18 | .556 | 22-20-42 | 41.1 | 26 | 15 | 17 | 1 | 6 | 61 | 71.3 |
| Rice* | | | 69 | 20/10/20/19 | 15 | 40 | 13 | 8 | 18 | 23-51 | .451 | 3-16 | .188 | 20-28 | .714 | 11-28-39 | 39.0 | 22 | 16 | 21 | 13 | 7 | 69 | 59.4 |
| @UTEP | 1/25/20 | W | 67 | 7/15/19/26 | 4 | 38 | 19 | 24 | 15 | 25-61 | .410 | 4-14 | .286 | 13-21 | .619 | 13-24-37 | 40.9 | 14 | 12 | 13 | 1 | 6 | 67 | 71.1 |
| North Texas* | | | 63 | 13/14/17/19 | 10 | 16 | 7 | 9 | 33 | 21-60 | .350 | 10-27 | .370 | 11-12 | .917 | 16-27-43 | 36.0 | 22 | 13 | 23 | 3 | 4 | 63 | 59.6 |
| UTEP | 1/30/20 | L | 60 | 10/17/14/19 | 3 | 36 | 19 | 15 | 14 | 23-62 | .371 | 4-19 | .211 | 10-20 | .500 | 18-31-49 | 41.3 | 25 | 10 | 24 | 0 | 7 | 60 | 70.4 |
| @Middle Tennessee* | | | 76 | 22/19/15/20 | 21 | 28 | 24 | 11 | 11 | 23-58 | .397 | 6-21 | .286 | 24-29 | .828 | 7-26-33 | 33.0 | 20 | 11 | 14 | 7 | 14 | 76 | 59.5 |
| UTEP | 2/1/20 | L | 51 | 4/15/20/12 | 0 | 14 | 12 | 8 | 11 | 18-61 | .295 | 3-15 | .200 | 12-16 | .750 | 12-24-36 | 41.0 | 15 | 10 | 8 | 0 | 8 | 51 | 69.5 |
| @UAB* | | | 63 | 16/20/16/11 | 18 | 14 | 6 | 3 | 13 | 24-51 | .471 | 10-23 | .435 | 5-10 | .500 | 6-33-39 | 36.0 | 19 | 12 | 16 | 5 | 3 | 63 | 60.6 |
| @UTEP | 2/6/20 | W | 82 | 23/15/10/10/15 | 17 | 36 | 22 | 17 | 11 | 30-70 | .429 | 8-25 | .320 | 14-22 | .636 | 16-22-38 | 40.9 | 16 | 18 | 12 | 0 | 11 | 82 | 70.1 |
| Charlotte* | | | 76 | 12/15/20/20/9 | 4 | 20 | 11 | 18 | 24 | 27-63 | .429 | 11-24 | .458 | 11-19 | .579 | 18-26-44 | 44.0 | 25 | 16 | 20 | 7 | 4 | 76 | 61.3 |
| @UTEP | 2/8/20 | L | 69 | 23/17/14/15 | 6 | 32 | 7 | 14 | 13 | 24-61 | .393 | 5-18 | .278 | 16-24 | .667 | 12-30-42 | 41.0 | 20 | 15 | 13 | 1 | 4 | 69 | 70.0 |
| ODU* | | | 77 | 26/14/15/22 | 9 | 38 | 11 | 15 | 12 | 28-69 | .406 | 8-27 | .296 | 13-23 | .565 | 15-26-41 | 40.0 | 20 | 10 | 9 | 2 | 12 | 77 | 62.0 |
| UTEP | 2/13/20 | L | 65 | 11/17/19/18 | 0 | 52 | 6 | 11 | 17 | 28-56 | .500 | 2-9 | .222 | 7-14 | .500 | 9-27-36 | 40.7 | 18 | 12 | 19 | 2 | 4 | 65 | 69.8 |
| @WKU* | | | 78 | 26/18/14/20 | 27 | 36 | 23 | 11 | 6 | 30-70 | .429 | 8-25 | .320 | 10-16 | .625 | 15-23-38 | 38.0 | 15 | 16 | 12 | 1 | 12 | 78 | 62.7 |
| UTEP | 2/15/20 | L | 66 | 9/19/13/25 | 2 | 30 | 17 | 18 | 14 | 24-61 | .393 | 5-19 | .263 | 13-15 | .867 | 18-17-35 | 40.5 | 14 | 12 | 15 | 1 | 7 | 66 | 69.7 |
| @Marshall* | | | 76 | 15/16/21/24 | 16 | 26 | 12 | 4 | 11 | 27-49 | .551 | 11-24 | .458 | 11-12 | .917 | 6-21-27 | 36.2 | 14 | 16 | 17 | 5 | 8 | 76 | 63.3 |
| UTEP | 2/20/20 | W | 85 | 21/16/19/29 | 27 | 56 | 28 | 19 | 20 | 36-80 | .450 | 4-19 | .211 | 9-16 | .563 | 22-24-46 | 40.7 | 14 | 20 | 8 | 2 | 12 | 85 | 70.3 |
| @UTSA* | | | 59 | 18/16/18/7 | 2 | 32 | 8 | 13 | 9 | 22-54 | .407 | 4-14 | .286 | 11-14 | .786 | 10-26-36 | 36.2 | 19 | 12 | 22 | 9 | 4 | 59 | 63.1 |
| @UTEP | 2/22/20 | L | 80 | 17/19/24/20 | 9 | 48 | 17 | 10 | 21 | 29-70 | .414 | 4-19 | .211 | 18-23 | .783 | 16-28-44 | 40.8 | 28 | 17 | 21 | 2 | 9 | 80 | 70.7 |
| MT* | | | 92 | 16/26/24/26 | 13 | 38 | 23 | 10 | 24 | 32-67 | .478 | 12-28 | .429 | 16-28 | .571 | 14-27-41 | 41.0 | | | | | | | |

2018-19 RESULTS & STATS

| DATE | OPPONENT | RESULT |
|----------|---------------------------------------|----------------|
| Nov. 10 | Alcorn State | W, 77-51 |
| Nov. 14 | CSU Bakersfield | W, 53-47 |
| Nov. 17 | NM State | L, 65-69 |
| Nov. 23 | ACU 81, Texas Southern 39§ | |
| | Nicholls States | L, 56-58 |
| Nov. 24 | Nicholls State 58, Texas Southern 57§ | |
| | Abilene Christians | L, 69-70 |
| Nov. 28 | at Weber State | L, 63-68 |
| Dec. 1 | Arkansas State | L, 66-67 |
| Dec. 5 | at New Mexico | L, 51-69 |
| Dec. 9 | Portland State | L, 61-89 |
| Dec. 17 | at Arizona | L, 40-62 |
| Dec. 20 | vs. Western Illinois% | W, 84-72 |
| Dec. 21 | vs. Akron% | L, 57-64 |
| Dec. 29 | at Tulsa | L, 45-66 |
| Jan. 5 | at UTSA* (ESPN+) | W, 73-60 |
| Jan. 10 | at North Texas* | L, 51-70 |
| Jan. 12 | at Rice* | L, 42-76 |
| Jan. 17 | UAB* | L, 48-76 |
| Jan. 19 | Middle Tennessee* | L, 49-79 |
| Jan. 24 | at Old Dominion* | L, 59-78 |
| Jan. 26 | at Charlotte* | L, 39-62 |
| Jan. 31 | Marshall* | L, 60-63 |
| Feb. 2 | WKU* | L, 61-64 |
| Feb. 7 | at Florida Atlantic* | W, 70-44 |
| Feb. 9 | at FIU* | W, 60-55 |
| Feb. 14 | LA Tech* | L, 64-74 |
| Feb. 16 | Southern Miss* | L, 63-64 |
| Feb. 23 | UTSA* (ESPN+) | W, 77-73 |
| March 2 | at UAB* | L, 45-68 |
| March 7 | North Texas* (ESPN+) | W, 59-51 |
| March 13 | vs. Marshall^ (ESPN+) | W, 64-58 (2OT) |
| March 14 | vs. Middle Tennessee^ (ESPN+) | L, 44-66 |

Bold denotes home game

§ Seventh-Annual UTEP Thanksgiving Classic (El Paso, Texas)

% Las Vegas Christmas Shootout (Las Vegas, Nev.)

* Conference USA Game

^ Conference USA Championships (Frisco, Texas)

| TEAM STATISTICS | UTEP | OPP |
|------------------------|----------|----------|
| SCORING | 1815 | 2029 |
| Points per game | 58.5 | 65.5 |
| Scoring margin | -6.9 | - |
| FIELD GOALS-ATT | 633-1590 | 735-1804 |
| Field goal pct | .398 | .407 |
| 3 POINT FG-ATT | 169-546 | 243-762 |
| 3-point FG pct | .310 | .319 |
| 3-pt FG made per game | 5.5 | 7.8 |
| FREE THROWS-ATT | 380-554 | 316-438 |
| Free throw pct | .686 | .721 |
| F-Throws made per game | 12.3 | 10.2 |
| REBOUNDS | 1116 | 1055 |
| Rebounds per game | 36.0 | 34.0 |
| Rebounding margin | +2.0 | - |
| ASSISTS | 419 | 445 |
| Assists per game | 13.5 | 14.4 |
| TURNOVERS | 509 | 372 |
| Turnovers per game | 16.4 | 12.0 |
| Turnover margin | -4.4 | - |
| Assist/turnover ratio | 0.8 | 1.2 |
| STEALS | 118 | 229 |
| Steals per game | 3.8 | 7.4 |
| BLOCKS | 71 | 87 |
| Blocks per game | 2.3 | 2.8 |
| WINNING STREAK | 0 | - |
| Home win streak | 2 | - |
| ATTENDANCE | 7512 | 19207 |
| Home games-Avg/Game | 15-501 | 12-1422 |
| Neutral site-Avg/Game | - | 4-536 |

SCORE BY PERIODS:

| | 1ST | 2ND | 3RD | 4TH | OT | OT2 | TOTAL |
|------|-----|-----|-----|-----|----|-----|-------|
| UTEP | 396 | 435 | 444 | 522 | 6 | 12 | 1815 |
| Opp. | 544 | 461 | 478 | 536 | 6 | 4 | 2029 |

2018-19 STATISTICS

9-22, 5-11 C-USA; HOME 4-11, AWAY 3-9, NEUTRAL 2-2

| ## | PLAYER | GP | GS | MIN | AVG | TOTAL | | | 3-PTS | | | REBOUNDS | | | | | | | A | TO | BLK | STL | PTS | AVG | | |
|-----------------------|------------------|-----------|----|-----|------|------------|-------------|-------------|------------|------------|-------------|------------|------------|-------------|------------|------------|-------------|-------------|------------|-----------|------------|------------|-----------|------------|-------------|-------------|
| | | | | | | FGA | PCT | 3FG | FGA | PCT | FT | FTA | PCT | OFF | DEF | TOT | AVG | PF | | | | | | | OQ | |
| 5 | Zuzanna Puc | 31 | 31 | 927 | 29.9 | 145 | .302 | .480 | 16 | 49 | .327 | 66 | 103 | .641 | 64 | 145 | 209 | 6.7 | 73 | 3 | 65 | 91 | 20 | 14 | 372 | 12.0 |
| 44 | Katarina Zec | 31 | 30 | 931 | 30.0 | 108 | .252 | .429 | 34 | 95 | .358 | 63 | 77 | .818 | 39 | 98 | 137 | 4.4 | 58 | 1 | 60 | 67 | 1 | 12 | 313 | 10.1 |
| 3 | Jordan Alexander | 31 | 30 | 936 | 30.2 | 91 | .236 | .386 | 35 | 108 | .324 | 64 | 89 | .719 | 26 | 147 | 173 | 5.6 | 54 | 1 | 54 | 65 | 14 | 26 | 281 | 9.1 |
| 12 | Ariana Gill | 23 | 12 | 578 | 25.1 | 73 | .175 | .417 | 14 | 47 | .298 | 39 | 64 | .609 | 30 | 71 | 101 | 4.4 | 60 | 3 | 36 | 45 | 6 | 14 | 199 | 8.7 |
| 23 | Alexa Hoy | 19 | 6 | 461 | 24.3 | 39 | .122 | .320 | 14 | 47 | .298 | 28 | 36 | .778 | 14 | 31 | 45 | 2.4 | 15 | 0 | 25 | 31 | 1 | 3 | 120 | 6.3 |
| 25 | Ariana Taylor | 31 | 16 | 584 | 18.8 | 62 | .159 | .390 | 20 | 57 | .351 | 40 | 59 | .678 | 28 | 50 | 78 | 2.5 | 69 | 3 | 23 | 55 | 15 | 7 | 184 | 5.9 |
| 04 | Neidy Ocuane | 31 | 17 | 692 | 22.3 | 36 | .126 | .286 | 23 | 86 | .267 | 29 | 37 | .784 | 11 | 54 | 65 | 2.1 | 37 | 0 | 56 | 61 | 1 | 16 | 124 | 4.0 |
| 10 | Jade Rochelle | 30 | 0 | 595 | 19.8 | 44 | .123 | .358 | 3 | 14 | .214 | 29 | 58 | .500 | 55 | 86 | 141 | 4.7 | 46 | 0 | 27 | 36 | 11 | 14 | 120 | 4.0 |
| 13 | Sabine Lipe | 13 | 4 | 179 | 13.8 | 12 | .31 | .387 | 3 | 14 | .214 | 14 | 19 | .737 | 5 | 25 | 30 | 2.3 | 20 | 0 | 25 | 15 | 2 | 7 | 41 | 3.2 |
| 00 | Jordan Jenkins | 19 | 9 | 348 | 18.3 | 21 | .61 | .344 | 6 | 28 | .214 | 8 | 12 | .667 | 0 | 31 | 31 | 1.6 | 14 | 0 | 46 | 29 | 0 | 5 | 56 | 2.9 |
| 32 | x-Conchi Satorre | 2 | 0 | 19 | 9.5 | 2 | .3 | .667 | 1 | 1 | 1.000 | 0 | 0 | .000 | 1 | 3 | 4 | 2.0 | 5 | 0 | 2 | 6 | 0 | 0 | 5 | 2.5 |
| TM TM..... | | | | | | | | | | | | | | | 41 | 61 | 102 | 3.3 | 0 | | | | | | | |
| TOTAL..... | | 31 | | | | 633 | 1590 | .398 | 169 | 546 | .310 | 380 | 554 | .686 | 314 | 802 | 1116 | 36.0 | 451 | 11 | 419 | 509 | 71 | 118 | 1815 | 58.5 |
| OPPONENTS..... | | 31 | | | | 735 | 1804 | .407 | 243 | 762 | .319 | 316 | 438 | .721 | 330 | 725 | 1055 | 34.0 | 590 | - | 445 | 372 | 87 | 229 | 2029 | 65.5 |

x-Inactive player | Returning players in bold

| SCORE BY PERIODS: | 1ST | 2ND | 3RD | 4TH | OT | OT2 | TOTAL |
|-------------------|-----|-----|-----|-----|----|-----|-------|
| UTEP | 396 | 435 | 444 | 522 | 6 | 12 | 1815 |
| Opponents | 544 | 461 | 478 | 536 | 6 | 4 | 2029 |



THE LAST TIME IT HAPPENED IN A GAME...

TEAM

SCORED AT LEAST 90 POINTS

UTEP: 94, UTSA* (1/18/20)
Opponent: 92, MT* (2/22/20)

SCORED AT LEAST 100 POINTS

UTEP: 105, Southern Miss* (2/21/09)
Opponent: 102, vs. Georgia Tech (12/20/13)

YIELDED LESS THAN 40 POINTS

UTEP: 34, FIU* (1/2/20)
Opponent: 35, New Mexico (11/30/17)

SCORED AT LEAST 30 POINTS IN QUARTER

UTEP: 32, UTSA* (1/18/20)
Opponent: 32, at LA Tech* (1/11/20)

SCORED LESS THAN 5 POINTS IN QUARTER

UTEP: 4, at UAB* (2/1/20)
Opponent: 4, vs. Samford (12/21/17)

SCORED AT LEAST 50 POINTS IN HALF

UTEP: 55, UTSA* (1/18/20)
Opponent: 50, MT* (2/22/20)

SHOT AT LEAST 60 PERCENT OVERALL

UTEP: .660 (35-53), Southern Miss* (2/21/09)
Opponent: .607 (37-61), at ODU* (3/2/17)

SHOT BELOW 25 PERCENT OVERALL

UTEP: .234 (15-64), vs. K-State (11/25/16)
Opponent: .245 (12-49), FIU* (1/2/20)

SHOT AT LEAST 60 PERCENT ON 3-POINTERS

(minimum 10 attempts)
UTEP: .600 (6-10), vs. UAB (3/8/18)
Opponent: .625 (10-16), Texas State (11/30/13)

SHOT 100 PERCENT ON FREE THROWS

(minimum 10 attempts)
UTEP: 16-16, at Wyoming (1/14/89)
Opponent: 13-13, Portland State (12/9/18)

MADE AT LEAST 35 FIELD GOALS

UTEP: 37, UTSA* (1/18/20)
Opponent: 37, at ODU* (3/2/17)

ATTEMPTED AT LEAST 80 FIELD GOALS

UTEP: 80, at UTSA* (2/20/20)
Opponent: 80, at Florida Atlantic* (3/5/14)

MADE AT LEAST 12 THREE-POINTERS

UTEP: 12, New Mexico (12/2/15)
Opponent: 12, at Rice* (3/5/20)

MADE AT LEAST 30 FREE THROWS

UTEP: 42, vs. East Carolina (12/17/17)
Opponent: 31, at UTSA* (1/21/17)

ATTEMPTED AT LEAST 40 FREE THROWS

UTEP: 50, vs. East Carolina (12/17/17)
Opponent: 45, at UCF* (2/17/13)

GRABBED AT LEAST 60 REBOUNDS

UTEP: 66, Western New Mexico (11/17/16)
Opponent: 62, Arizona (2/22/86)

POSTED AT LEAST 25 ASSISTS

UTEP: 25, UTSA* (1/18/20)
Opponent: 27, UAB* (2/2/18)

REGISTERED AT LEAST 20 STEALS

UTEP: 20, Kansas State (11/16/13)
Opponent: 20, at San Jose State* (1/2/02)

BLOCKED AT LEAST 10 SHOTS

UTEP: 12, Houston Baptist (11/30/16)
Opponent: 13, Rice* (1/23/20)

COMMITTED AT LEAST 30 FOULS

UTEP: 30, North Texas* (2/16/17)
Opponent: 36, vs. East Carolina (12/17/17)

SIX PLAYERS IN DOUBLE FIGURES

UTEP: vs. East Carolina (12/17/17)
Opponent: Middle Tennessee* (1/17/16)

EVERY STARTER IN DOUBLE FIGURES

UTEP: Marshall* (1/28/17)
Opponent: Oregon (3/28/16)

TWO PLAYERS WITH DOUBLE-DOUBLES

UTEP: FIU* (3/1/18)
Opponent: Southern Miss* (2/29/20)

Bold denotes Kevin Baker era

* denotes regular-season league contest



UTEP SINGLE-GAME RECORDS

FIELD GOALS MADE

| FG | OPP | DATE |
|-------|---------------------|----------|
| 1. 49 | Colorado State* | 2/9/80 |
| 2. 46 | vs. Texas Lutheran+ | 12/4/82 |
| 3. 45 | UT-Permian Basin+ | 12/15/06 |
| 4. 41 | WNMU+ | 11/17/16 |
| 41 | UT-Permian Basin+ | 12/21/05 |
| 6. 40 | Savannah State | 11/22/08 |
| 7. 39 | Hardin Simmons+ | 2/16/85 |
| 8. 39 | Texas State | 12/17/10 |
| 38 | Fresno State* | 1/11/03 |
| 38 | at BYU | 1/6/90 |
| 38 | Eastern New Mexico+ | 1/13/87 |

FIELD GOALS ATTEMPTED

| FGA | OPP | DATE |
|--------|------------------------|----------|
| 1. 93 | vs. Texas Lutheran+ | 12/4/82 |
| 2. 87 | at New Mexico State* | 12/15/79 |
| 3. 86 | New Mexico State* | 12/13/80 |
| 4. 85 | UT-Dallas+ | 11/20/04 |
| 85 | vs. Arizona | 11/25/83 |
| 85 | Eastern New Mexico+ | 3/1/80 |
| 7. 84 | at Southern Utah | 12/29/88 |
| 84 | Hardin Simmons+ | 2/16/85 |
| 84 | at Eastern New Mexico+ | 1/28/84 |
| 10. 83 | Charlotte* | 2/27/16 |
| 83 | at BYU | 1/6/90 |
| 83 | at New Mexico | 11/29/86 |
| 83 | at Oral Roberts | 2/24/86 |

FIELD GOAL PERCENTAGE (MIN. 24 MADE)

| FG% | OPP | DATE |
|------------------|----------------|----------|
| 1. .660 (35-53) | Southern Miss* | 2/21/09 |
| 2. .636 (28-44) | UCF* | 1/24/10 |
| 3. .615 (32-52) | at UTPA | 2/7/89 |
| 4. .612 (41-67) | WNMU+ | 11/17/16 |
| 5. .611 (33-54) | at San Diego | 1/7/87 |
| 6. .588 (30-51) | TXA&M CC | 12/18/02 |
| 7. .577 (30-52) | WKU* | 3/3/18 |
| .577 (30-52) | Alcorn State | 12/20/09 |
| 9. 576 (38-66) | Fresno State* | 1/11/03 |
| 10. .574 (31-54) | at N. Colorado | 12/13/05 |

FIELD GOAL PERCENTAGE DEFENSE

| FG% DEFENSE | OPP | DATE |
|------------------|---------------|----------|
| 1. .167 (8-48) | UTPB+ | 12/14/15 |
| 2. .184 (9-49) | NM State | 11/29/11 |
| 3. .196 (10-51) | UT-Dallas+ | 11/20/04 |
| 4. .205 (9-44) | NM State | 12/05/12 |
| 5. .206 (13-63) | Tulsa | 1/31/13 |
| 6. .208 (11-53) | vs. Samford | 12/21/17 |
| 7. .209 (9-49) | UTPA | 12/22/96 |
| 8. .214 (12-56) | Montana State | 12/22/03 |
| 9. .216 (16-74) | Alcorn State | 12/20/09 |
| 10. .222 (12-54) | Fresno State* | 2/12/04 |
| .222 (12-54) | Prairie View | 3/1/96 |

OTHER GAMES OF FG% 23.0 OR WORSE

| | | |
|------------------|-----------------|----------|
| 12. .224 (15-67) | WNMU+ | 11/17/16 |
| .224 (13-58) | at Colo. State* | 2/6/93 |
| 14. .226 (14-62) | UTPB+ | 12/15/06 |
| 15. .229 (11-48) | ENMU+ | 12/8/12 |
| 16. .230 (14-61) | at UNM* | 3/1/95 |

THREE POINTERS MADE

| 3PM | OPP | DATE |
|-------|-----------------------|----------|
| 1. 14 | Toledo | 11/24/09 |
| 14 | Savannah State | 11/22/08 |
| 14 | vs. Eastern Illinois | 11/20/09 |
| 13 | Tulsa* | 1/22/09 |
| 13 | at Tulane* | 1/12/08 |
| 6. 12 | New Mexico | 12/2/15 |
| 12 | Tulsa* | 1/11/14 |
| 12 | vs. Missouri State | 12/4/09 |
| 9. 11 | vs. WIU | 12/20/18 |
| 11 | Idaho State | 11/28/15 |
| 11 | #24 Western Kentucky* | 1/22/15 |
| 11 | Prairie View A&M | 12/20/14 |
| 11 | at Tulane* | 2/1/14 |
| 11 | Northern Arizona | 11/22/13 |
| 11 | Denver | 11/26/11 |
| 11 | Cal State Northridge | 12/3/10 |
| 11 | Idaho State | 11/26/10 |
| 11 | Arizona | 11/26/06 |
| 11 | SMU* | 1/8/06 |
| 11 | at Hawaii* | 1/20/05 |
| 11 | at Tulsa* | 2/9/02 |
| 11 | Louisiana Tech* | 1/31/02 |
| 11 | at SMU* | 1/3/02 |
| 11 | at Southern Utah | 1/26/93 |

THREE POINTERS ATTEMPTED

| 3PA | OPP | DATE |
|-------|--------------------|----------|
| 1. 34 | Southern Miss* | 3/1/15 |
| 2. 33 | at Weber State | 11/28/18 |
| 3. 32 | Idaho State | 11/28/15 |
| 32 | at SMU | 11/16/14 |
| 32 | Toledo | 11/24/09 |
| 32 | vs. SMU* | 3/9/08 |
| 7. 31 | Louisiana Tech* | 1/31/02 |
| 8. 30 | Louisiana Tech* | 2/5/14 |
| 30 | at Tulsa* | 2/9/02 |
| 30 | at Louisiana Tech* | 1/5/02 |

THREE POINT PERCENTAGE (MIN. 8 MADE)

| 3FG% | OPP | DATE |
|------------------|----------------|----------|
| 1. .733 (11-15) | at S. Utah | 1/26/93 |
| 2. .647 (11-17) | Southern Miss* | 2/21/09 |
| 3. .615 (8-13) | Cal Poly | 12/16/03 |
| 4. .600 (9-15) | TX Southern | 12/13/09 |
| 6. .588 (10-17) | Southern Miss* | 2/16/19 |
| 7. .579 (11-19) | vs. WIU | 12/20/18 |
| .579 (11-19) | Idaho State | 11/26/10 |
| .579 (11-19) | at Tulane* | 1/18/09 |
| 10. .578 (11-19) | CS Northridge | 12/3/10 |

FREE THROWS MADE

| FTM | OPP | DATE |
|--------|----------------------|----------|
| 1. 42 | vs. East Carolina | 12/17/17 |
| 2. 40 | East Carolina* | 1/6/11 |
| 3. 36 | Oregon State | 12/21/86 |
| 4. 35 | Kansas State | 11/16/13 |
| 5. 34 | Bellhaven+ | 11/27/93 |
| 6. 33 | Middle Tennessee* | 1/7/16 |
| 33 | Louisiana Tech* | 2/27/15 |
| 8. 31 | vs. Illinois-Chicago | 12/19/96 |
| 31 | Southeast Louisiana | 2/24/90 |
| 10. 30 | East Carolina* | 2/22/14 |
| 30 | UTPB+ | 11/8/13 |

FREE THROWS ATTEMPTED

| FTA | OPP | DATE |
|--------|----------------------|----------|
| 1. 54 | East Carolina* | 1/6/11 |
| 2. 53 | Bellhaven+ | 11/27/93 |
| 3. 50 | vs. East Carolina | 12/17/17 |
| 4. 49 | Oregon State | 12/21/86 |
| 5. 47 | Kansas State | 11/16/13 |
| 47 | at UCF | 12/18/97 |
| 7. 45 | UTPB+ | 11/8/13 |
| 8. 44 | vs. McNeese State | 12/20/93 |
| 9. 42 | NM State* | 12/13/97 |
| 10. 41 | at New Mexico State* | 11/26/96 |
| 41 | Simon Fraser+ | 11/17/89 |
| 41 | Arizona | 2/22/86 |
| 41 | Wyoming* | 2/14/81 |

FREE THROW PERCENTAGE (MIN. 10 MADE)

| FT% OPP | DATE | |
|------------------|-----------------|----------|
| 1. 100 (16-16) | at Wyoming | 1/14/89 |
| 100 (10-10) | New Mexico | 2/21/85 |
| 100 (10-10) | vs. San Diego | 11/23/84 |
| 4. .962 (25-26) | San Jose State* | 3/6/03 |
| 5. .941 (16-17) | UC Irvine | 11/13/10 |
| .941 (16-17) | at WNMU+ | 12/7/87 |
| 7. .929 (13-14) | at Boise State* | 2/22/03 |
| .929 (13-14) | at Colo. St.* | 2/5/98 |
| 9. .923 (12-13) | Arkansas State | 12/1/18 |
| 10. .917 (11-12) | at UAB* | 1/29/15 |
| .917 (11-12) | at Toledo | 12/21/07 |

OTHER GAMES OF FT 90% OR BETTER

| | | |
|------------------|--------------|----------|
| 12. .909 (10-11) | NM State* | 11/23/04 |
| .909 (20-22) | Boise State* | 1/25/03 |
| .909 (10-11) | Creighton | 2/15/92 |

OFFENSIVE REBOUNDS

| ORB | OPP | DATE |
|-------|---------------------|----------|
| 1. 32 | Abilene Christian+ | 11/30/93 |
| 2. 31 | Sul Ross State+ | 12/1/97 |
| 3. 29 | Houston Baptist | 11/19/11 |
| 4. 28 | Lamar | 11/20/98 |
| 28 | Bellhaven+ | 11/27/93 |
| 28 | at Western Michigan | 1/3/93 |
| 28 | at Oral Roberts | 1/27/89 |
| 28 | at Southern Utah | 12/29/88 |
| 9. 27 | UT-Dallas+ | 11/20/04 |
| 27 | vs. Weber State | 11/30/91 |
| 27 | UTPA | 1/7/89 |

| | | |
|----|---------------------|----------|
| 27 | Eastern New Mexico+ | 11/28/88 |
| 27 | at Oral Roberts | 2/24/86 |

TOTAL REBOUNDS

| RB | OPP | DATE |
|-------|-----------------------------|----------|
| 1. 66 | WNMU+ (21/+39) | 11/17/16 |
| 2. 65 | Sul Ross State+ (40/+25) | 12/1/97 |
| 3. 64 | Bellhaven+ (28/+36) | 11/27/93 |
| 64 | UTPA (25/+39) | 1/7/89 |
| 5. 61 | vs. McNeese State (40/+61) | 11/24/89 |
| 61 | New Mexico (NA/NA) | 3/3/83 |
| 7. 60 | Houston Baptist (38/+22) | 11/19/11 |
| 60 | at La-Lafayette (56/+4) | 11/27/05 |
| 60 | Air Force (35/+25) | 2/14/98 |
| 60 | Azusa Pacific+ (45/+15) | 11/22/96 |
| 60 | Abilene Christian+ (37/+23) | 11/30/93 |
| 60 | Alaska (44/+16) | 12/16/89 |
| 60 | at Colorado State* (NA/NA) | 1/10/81 |

REBOUND MARGIN

| MAR | OPP (UTEP RB/OPP RB) | DATE |
|--------|--------------------------|----------|
| 1. +45 | WNMU+ (66/21) | 11/17/16 |
| 2. +39 | UTPA (64-25) | 1/7/89 |
| 3. +36 | Bellhaven+ (64-28) | 11/27/93 |
| 4. +32 | Savannah State (50-18) | 11/22/08 |
| 5. +28 | ENMU+ (57-29) | 12/2/14 |
| 6. +27 | Alcorn State (48-21) | 11/10/18 |
| +27 | Prairie View A&M (58-31) | 11/21/99 |
| +27 | Texas Southern (50-23) | 1/18/94 |
| 9. +26 | Lamar (54-28) | 12/1/11 |
| +26 | Texas State (50-24) | 12/31/11 |
| +26 | UC Irvine (54-28) | 11/13/10 |
| +26 | Prairie View A&M (58-32) | 3/1/96 |

PERSONAL FOULS

| PF | OPP | DATE |
|-------|------------------------|----------|
| 1. 37 | at US International+ | 1/29/89 |
| 2. 33 | Eastern Arizona+ | 1/10/79 |
| 3. 32 | at Utah* | 3/12/92 |
| 32 | Alaska | 12/16/89 |
| 5. 31 | vs. Old Dominion | 3/11/16 |
| 31 | at Rice | 12/6/91 |
| 31 | at Southeast Louisiana | 1/13/90 |
| 31 | at McNeese State | 1/3/86 |
| 9. 30 | North Texas* | 2/16/17 |
| 30 | Texas State | 11/30/13 |
| 30 | at TCU | 1/12/97 |
| 30 | at Oregon | 1/3/94 |
| 30 | at Texas State | 2/19/90 |
| 30 | at Lamar | 1/4/86 |
| 30 | New Mexico State | 12/3/85 |
| 30 | at Hardin Simmons*+ | 2/2/85 |

ASSISTS

| AST | OPP | DATE |
|-------|------------------------|----------|
| 1. 33 | Savannah State | 11/22/08 |
| 2. 31 | UT-Permian Basin+ | 12/15/06 |
| 3. 29 | Texas State | 12/17/10 |
| 4. 28 | Tulsa* | 2/7/10 |
| 5. 27 | at UCF* | 2/24/08 |
| 27 | at UTPA | 2/7/89 |
| 7. 26 | WNMU+ | 11/17/16 |
| 26 | at Tulane* | 2/1/14 |
| 26 | Mississippi Valley St. | 12/14/08 |
| 26 | East Carolina* | 2/10/08 |
| 26 | Arkansas-Pine Bluff | 12/20/06 |
| 26 | Montana State | 12/22/03 |
| 26 | at Portland State | 2/28/89 |

FEWEST TURNS OVERS COMMITTED

| TO | OPP | DATE |
|------|-------------------|----------|
| 1. 0 | vs. UTPA | 12/3/82 |
| 2. 5 | Louisiana Tech* | 1/30/16 |
| 5 | East Carolina* | 2/10/08 |
| 5 | vs. UTSA | 11/27/81 |
| 5. 6 | at Weber State | 11/28/18 |
| 6 | Sam Houston State | 12/28/12 |
| 6 | at Wyoming | 2/28/91 |
| 7. 7 | Old Dominion* | 2/25/16 |
| 7 | New Mexico | 12/2/15 |
| 7 | UT-Permian Basin+ | 12/15/06 |
| 7 | Wyoming | 1/31/91 |

MOST TURNS OVERS COMMITTED

| TO | OPP | DATE |
|-------|---------------------|----------|
| 1. 41 | at Houston* | 11/27/01 |
| 2. 40 | at Houston | 12/18/87 |
| 3. 37 | vs. Grambling State | 12/5/98 |
| 4. 35 | Western New Mexico+ | 12/8/88 |
| 5. 34 | at No. 25 Arizona | 11/29/04 |
| 34 | New Mexico | 11/19/99 |
| 34 | at Texas State | 2/7/87 |
| 34 | at New Mexico State | 11/24/84 |
| 9. 33 | at Tulane* | 1/30/11 |
| 33 | at San Diego State | 1/25/96 |
| 33 | at McNeese State | 12/18/95 |
| 33 | at UC-Irvine | 12/2/95 |
| 33 | at New Mexico State | 12/2/93 |

MOST TURNS OVERS FORCED

| TO | OPP | DATE |
|-------|---------------------|----------|
| 1. 39 | UTSA | 1/8/90 |
| 2. 38 | Christian Brothers+ | 11/27/94 |
| 3. 37 | UTPA | 12/22/96 |
| 4. 36 | St. Mary's | 11/10/06 |
| 36 | Southern Utah | 2/3/90 |
| 6. 34 | Kansas State | 11/16/13 |
| 34 | Tulsa* | 1/18/97 |
| 8. 33 | Houston Baptist | 11/15/15 |
| 33 | vs. Texas Southern | 11/22/12 |
| 33 | Prairie View A&M | 12/12/06 |

OTHER GAMES OF AT LEAST 30 TO'S FORCED

| | | |
|--------|---------------------|----------|
| 11. 32 | East Carolina* | 2/22/14 |
| 32 | TXA&M Kingsville+ | 12/9/89 |
| 32 | at UTSA | 2/5/87 |
| 14. 31 | Weber State | 12/5/19 |
| 31 | UTPB+ | 12/14/15 |
| 31 | NM State | 11/18/98 |
| 31 | at UTSA | 2/17/90 |
| 31 | Lamar | 1/4/89 |
| 31 | NM State | 12/12/84 |
| 31 | vs. Arizona | 11/25/83 |
| 21. 30 | Charlotte* | 2/27/16 |
| 30 | Northern Colorado | 11/27/13 |
| 30 | vs. UAPB | 11/30/07 |
| 30 | Sul Ross State | 11/30/98 |
| 30 | vs. Grambling State | 12/05/95 |
| 30 | NM State | 11/26/95 |
| 30 | TCU | 12/12/92 |
| 30 | Southern Utah | 12/29/88 |
| 30 | UT-Pan American | 1/4/88 |
| 30 | San Diego State | 12/29/87 |
| 30 | Oral Roberts | 1/27/89 |

BLOCKS

| BLK | OPP | DATE |
|-------|---------------------|----------|
| 1. 13 | Memphis* | 2/10/07 |
| 13 | at New Mexico State | 12/15/79 |
| 3. 12 | Houston Baptist | 11/30/16 |
| 12 | UCF* | 2/19/09 |
| 12 | Louisiana-Lafayette | 12/10/06 |
| 6. 11 | Texas State | 2/18/85 |
| 11 | vs. Auburn | 12/11/81 |
| 11 | New Mexico State | 11/16/81 |
| 9. 10 | vs. Belmont | 12/11/13 |
| 10 | Alcorn State | 11/22/10 |
| 10 | at SMU* | 1/31/08 |
| 10 | Prairie View A&M | 12/12/06 |
| 10 | Hawaii* | 2/19/05 |
| 10 | | |

UTEP SINGLE-GAME RECORDS

MOST POINTS SCORED (GAME)

| PTS | OPP | DATE |
|--------|------------------------------|----------|
| 1. 115 | Colorado State* (W, 115-104) | 2/9/80 |
| 2. 107 | UTPB+ (W, 107-43) | 12/15/06 |
| 107 | at Fort Bliss+ (W, 107-37) | 11/28/76 |
| 4. 105 | USM* (W, 105-87) | 2/21/09 |
| 105 | vs. TX Luth.+ (W, 105-90) | 12/4/82 |
| 6. 103 | Savannah St. (W, 103-46) | 11/22/08 |
| 103 | UTPB+ (W, 103-61) | 12/21/05 |
| 8. 100 | Sul Ross State+ (W, 100-66) | 12/3/76 |
| 9. 98 | HBU (W, 98-63) | 11/15/15 |
| 10.97 | Tulsa* (W, 97-66) | 1/11/14 |

OTHER GAMES SCORED MORE THAN 90 POINTS

| | | |
|-------|-----------------------------------|----------|
| 11.96 | FAU* (W, 96-65) | 1/4/20 |
| 96 | UAPB (W, 96-67) | 12/20/06 |
| 96 | Florida A&M (W, 96-55) | 1/4/92 |
| 96 | Oral Roberts (W, 96-66) | 2/15/82 |
| 96 | Fort Bliss+ (W, 96-19) | 11/10/77 |
| 16.94 | UTSA* (W, 94-54) | 1/18/20 |
| 94 | Charlotte* (W, 94-91, 2OT) | 2/27/16 |
| 94 | NM State (W, 94-69) | 11/12/13 |
| 94 | Texas State (W, 94-57) | 12/17/10 |
| 20.93 | vs. ECU (W, 93-79, OT) | 12/17/17 |
| 93 | WNMU+ (W, 93-46) | 11/17/16 |
| 93 | Hardin-Simmons* (W, 93-52) | 11/29/96 |
| 93 | vs. ACU* (W, 93-70) | 12/7/79 |
| 24.92 | Alcorn St. (W, 92-47) | 11/16/19 |
| 92 | at CSUF (W, 92-91, 2OT) | 12/29/17 |
| 92 | NAU (W, 92-43) | 11/22/13 |
| 92 | vs. WKU (W, 92-60) | 3/22/08 |
| 92 | vs. USM* (W, 92-79) | 3/08/12 |
| 92 | ENMU+ (W, 92-54) | 1/13/87 |
| 92 | Hardin-Simmons* (W, 92-77) | 2/16/85 |
| 92 | vs. Schreiner College+ (W, 92-67) | 11/16/79 |
| 32.91 | Howard Payne+ (W, 91-78) | 1/24/87 |
| 33.90 | Fresno State* (W, 90-68) | 1/11/03 |

FEWEST POINTS SCORED (GAME)

| PTS | OPP | DATE |
|-------|-----------------------|----------|
| 1. 28 | at Tulsa* (L, 28-64) | 1/27/00 |
| 2. 31 | at Rice* (L, 31-84) | 2/1/07 |
| 31 | SMU* (L, 31-66) | 1/20/00 |
| 31 | at Hawaii* (L, 31-68) | 1/7/99 |
| 5. 32 | at Rice* (L, 32-83) | 1/27/06 |
| 32 | at TXA&MCC (L, 32-69) | 12/6/01 |
| 7. 35 | New Mexico (L, 35-59) | 11/30/17 |
| 8. 36 | Hawaii* (L, 36-65) | 2/3/00 |
| 9. 37 | New Mexico (L, 37-87) | 11/30/00 |
| 37 | at Wyoming (L, 37-46) | 1/14/77 |

MOST POINTS ALLOWED (GAME)

| PTS | OPP | DATE |
|--------|------------------------------|----------|
| 1. 124 | at Texas (L, 48-124) | 11/17/78 |
| 2. 116 | at SDSU (L, 59-116) | 1/4/84 |
| 3. 111 | at BYU* (L, 59-111) | 1/2/82 |
| 4. 109 | at BYU* (L, 58-109) | 2/2/79 |
| 5. 108 | at #6 La. Tech* (L, 54-108) | 2/27/03 |
| 108 | at BYU* (L, 87-108) | 2/19/81 |
| 7. 106 | at Colorado* (L, 42-106) | 2/10/79 |
| 8. 105 | at SDSU (L, 72-105) | 12/10/82 |
| 9. 104 | Colorado State* (W, 115-104) | 2/9/80 |
| 10.103 | at Texas Tech (L, 58-103) | 1/4/83 |

OTHER GAMES ALLOWED 100+ POINTS

| | | |
|---------|-----------------------------|----------|
| 11. 102 | vs. Ga. Tech (L, 77-102) | 12/20/13 |
| 12. 100 | at Houston (L, 52-100) | 11/27/01 |
| 100 | vs. S. Carolina (L, 60-100) | 11/28/97 |
| 100 | at Colo. St.* (L, 49-100) | 1/13/96 |
| 100 | at Texas State (L, 77-100) | 2/7/87 |
| 100 | at Wyoming* (L, 78-100) | 1/12/80 |

FEWEST POINTS ALLOWED (GAME)

| PTS | OPP | DATE |
|-------|-----------------------------|----------|
| 1. 19 | Fort Bliss+ (W, 96-19) | 11/10/77 |
| 2. 20 | Beaumont+ (W, 58-20) | 1/15/75 |
| 20 | at Beaumont+ (W, 58-20) | 12/13/74 |
| 4. 25 | Fort Bliss+ (W, 66-25) | 1/27/75 |
| 26 | Beaumont+ (W, 67-26) | 1/29/75 |
| 5. 27 | NM State (W, 63-27) | 11/29/11 |
| 7. 28 | WNMU+ (W, 73-28) | 12/3/96 |
| 8. 29 | Sul Ross St.+ (W, 54-29) | 11/30/78 |
| 9. 30 | at Sul Ross St.+ (W, 67-30) | 1/15/78 |
| 10.32 | UTPB+ (W, 86-32) | 12/14/15 |
| 32 | at UTSA (W, 54-32) | 1/11/93 |

OTHER GAMES FEWER THAN 40 POINTS ALLOWED

| | | |
|-------|------------------------------|----------|
| 12.33 | vs. Samford (W, 46-33) | 12/21/17 |
| 33 | UTPA (W, 68-33) | 12/22/96 |
| 14.34 | FIU* (W, 66-34) | 1/2/20 |
| 15.35 | Tulsa* (W, 50-35) | 1/31/13 |
| 35 | vs. CS Northridge (W, 57-35) | 12/12/87 |
| 36 | UT Dallas+ (W, 75-36) | 11/20/04 |
| 37 | Sul Ross State+ (W, 84-36) | 12/30/00 |
| 36 | UTPA (W, 58-36) | 12/15/90 |
| 20.37 | at New Mexico* (W, 52-37) | 3/1/95 |
| 37 | Bellhaven+ (W, 72-37) | 11/27/93 |

| | | |
|-------|-----------------------------|----------|
| 37 | UTPA (W, 67-37) | 1/7/89 |
| 37 | Sul Ross St.+ (W, 67-37) | 11/29/87 |
| 24.38 | at UTPA (W, 65-38) | 2/8/88 |
| 38 | UCF* (W, 67-38) | 1/29/12 |
| 38 | Fresno State* (W, 45-38) | 2/12/04 |
| 27.39 | Kansas State (W, 84-39) | 11/16/13 |
| 39 | Hawaii* (W, 44-39) | 1/22/04 |
| 39 | Central Arizona+ (W, 47-39) | 2/19/77 |

MOST POINTS SCORED (HALF)

| PTS | OPP (HALF) | DATE |
|-------|---------------------------|----------|
| 1. 65 | Colorado State* (2nd) | 2/9/80 |
| 2. 58 | at Tulane* (2nd) | 2/1/14 |
| 58 | Southern Miss* (2nd) | 1/22/14 |
| 58 | Savannah State+ (2nd) | 11/22/08 |
| 58 | at Fort Bliss+ (2nd) | 11/28/76 |
| 6. 56 | UTPB+ (1st) | 12/15/06 |
| 56 | Hardin-Simmons+ (2nd) | 11/29/96 |
| 56 | ENMU+ (2nd) | 1/13/87 |
| 9. 55 | UTSA* (1st) | 1/18/20 |
| 55 | NM State (2nd) | 11/12/13 |
| 55 | Southern Miss* (1st) | 2/21/09 |
| 55 | vs. Texas Lutheran+ (1st) | 12/4/82 |
| 55 | Sul Ross State+ (2nd) | 12/3/76 |

MOST POINTS SCORED (FIRST HALF)

| PTS | OPP | DATE |
|-------|---------------------|----------|
| 1. 56 | UTPB+ | 12/15/06 |
| 2. 55 | UTSA* (1st) | 1/18/20 |
| 55 | Southern Miss* | 2/21/09 |
| 55 | vs. Texas Lutheran+ | 12/4/82 |
| 5. 54 | Arkansas Pine Bluff | 12/20/06 |
| 6. 52 | Tulsa* | 1/18/97 |
| 7. 51 | at Southern Miss* | 1/9/20 |
| 51 | UTPB+ | 12/21/05 |
| 51 | Tulsa* | 1/11/14 |
| 9. 50 | vs. NW State | 12/1/02 |
| 50 | Oral Roberts | 2/15/89 |
| 50 | Colorado State* | 2/9/80 |

MOST POINTS SCORED (SECOND HALF)

| PTS | OPP | DATE |
|-------|----------------------|----------|
| 1. 65 | Colorado State* | 2/9/80 |
| 2. 58 | at Tulane* | 2/1/14 |
| 58 | Southern Miss* | 1/22/14 |
| 58 | Savannah State+ | 11/22/08 |
| 58 | at Fort Bliss+ | 11/28/76 |
| 6. 56 | Hardin-Simmons+ | 11/29/96 |
| 56 | Eastern New Mexico+ | 1/13/87 |
| 8. 55 | NM State | 11/12/13 |
| 55 | Sul Ross State+ | 12/3/76 |
| 10.54 | East Carolina | 1/13/13 |
| 54 | vs. Western Kentucky | 3/22/00 |

FEWEST POINTS SCORED (HALF)

| PTS | OPP (HALF) | DATE |
|-------|---------------------------|----------|
| 1. 8 | at Rice* (1st) | 2/1/07 |
| 2. 10 | at New Mexico* (1st) | 2/20/97 |
| 3. 11 | at Fresno State* (1st) | 2/6/03 |
| 11 | at Tulsa* (1st) | 1/27/00 |
| 11 | vs. FIU (1st) | 11/27/98 |
| 11 | at Texas Tech (1st) | 1/4/96 |
| 7. 12 | at SMU* (1st) | 1/29/04 |
| 8. 13 | at Rice* (1st) | 1/27/06 |
| 13 | Fresno State* (1st) | 2/12/04 |
| 13 | at Kansas (1st) | 12/7/03 |
| 13 | New Mexico (1st) | 11/23/01 |
| 13 | Hawaii* (1st) | 2/3/00 |
| 13 | at San Diego State* (1st) | 2/29/92 |
| 13 | at Texas State (2nd) | 2/19/90 |
| 13 | Texas State (2nd) | 12/13/89 |
| 13 | at Northern Ariz. (1st) | 12/13/85 |

FEWEST POINTS SCORED (FIRST HALF)

| PTS | OPP | DATE |
|-------|------------------------|----------|
| 1. 8 | at Rice* | 2/1/07 |
| 2. 10 | at New Mexico* | 2/20/97 |
| 3. 11 | at Texas Tech | 1/4/96 |
| 11 | vs. Fla. International | 11/27/98 |
| 11 | at Tulsa* | 1/27/00 |
| 11 | at Fresno State* | 2/6/03 |
| 7. 12 | at SMU* | 1/29/04 |
| 8. 13 | at Northern Arizona | 12/13/85 |
| 13 | at San Diego State* | 2/29/92 |
| 13 | Hawaii* | 2/3/00 |
| 13 | New Mexico | 11/23/01 |
| 13 | at Kansas | 12/7/03 |
| 13 | Fresno State* | 2/12/04 |
| 13 | at Rice* | 1/27/06 |

FEWEST POINTS SCORED (SECOND HALF)

| PTS | OPP | DATE |
|-------|----------------|----------|
| 1. 13 | New Mexico | 11/30/17 |
| 13 | at Texas State | 2/19/90 |
| 13 | Texas State | 12/13/89 |
| 4. 14 | at BYU* | 1/28/99 |

| | | |
|-------|---------------------|---------|
| 5. 15 | Marshall* | 1/31/19 |
| 15 | at San Diego State* | 1/22/97 |
| 7. 16 | SMU* | 1/20/00 |
| 16 | Creighton | 2/15/92 |
| 9. 17 | at Rice* | 1/12/19 |
| 17 | at UCF* | 1/15/06 |
| 17 | at Tulsa* | 1/16/03 |
| 17 | at Tulsa* | 1/27/00 |
| 17 | vs. TCU* | 3/1/99 |
| 17 | at Hawaii* | 1/7/99 |
| 17 | at San Diego State* | 1/25/96 |
| 17 | NM State | 12/3/85 |

MOST POINTS SCORED (QUARTER)

| PTS | OPP (QTR) | DATE |
|-------|---------------------|----------|
| 1. 36 | Houston Baptist (1) | 11/15/15 |
| 2. 32 | UTSA* (2) | 1/18/20 |
| 32 | WNMU+ (1) | 11/17/16 |
| 4. 31 | FIU* (3) | 2/25/17 |
| 4. 31 | Houston Baptist (3) | 11/15/15 |
| 6. 30 | at LA Tech* (3) | 1/11/20 |
| 30 | CSU Bakersfield (4) | 11/11/17 |
| 30 | Marshall* (2) | 1/28/17 |
| 9. 29 | at UTSA* (4) | 2/20/20 |
| 29 | Marshall* (1) | 1/31/19 |
| 29 | WKU (4) | 3/3/18 |
| 29 | Hampton (1) | 11/22/15 |

FEWEST POINTS SCORED (QUARTER)

| PTS | OPP (QTR) | DATE |
|------|---------------------|----------|
| 1. 3 | Arizona (2) | 12/7/19 |
| 2. 4 | at UAB* (1) | 2/1/20 |
| 4 | Middle Tennessee* | 1/19/19 |
| 4 | at ODU* (4) | 2/17/18 |
| 4 | vs. Samford (4) | 12/21/17 |
| 4 | at ODU* (4) | 11/30/17 |
| 7. 5 | Marshall* (3) | 1/31/19 |
| 5 | at Tulsa (1) | 12/29/18 |
| 5 | at Rice* (2) | 1/28/18 |
| 5 | at CS Fullerton (4) | 12/29/17 |
| 5 | at Tulane (2) | 12/22/17 |
| 5 | vs. LSU (1) | 11/24/16 |

MOST POINTS ALLOWED (QUARTER)

| PTS | OPP (QTR) | DATE |
|-------|--------------------------|----------|
| 1. 35 | at UTSA* (1) | 1/21/17 |
| 2. 32 | at LA Tech* (3) | 1/11/20 |
| 3. 30 | UAB* (4) | 2/2/18 |
| 4. 29 | at UAB* (1) | 3/2/19 |
| 5. 28 | New Mexico (2) | 11/19/19 |
| 28 | at Middle Tennessee* (4) | 2/4/17 |
| 28 | at New Mexico (2) | 12/11/16 |
| 8. 27 | at Rice* (1) | 3/5/20 |
| 27 | vs. Southern Miss (3) | 3/7/18 |
| 27 | Texas Southern (2) | 11/13/16 |
| 27 | at UTSA* (4) | 3/3/16 |
| 27 | Middle Tennessee* (4) | 1/7/15 |

FEWEST POINTS ALLOWED (QUARTER)

| PTS | OPP (QTR) | DATE |
|------|---------------------|----------|
| 1. 3 | Arkansas (1) | 11/24/17 |
| 3 | UTPB+ (2) | 12/14/15 |
| 3. 4 | vs. Samford (1) | 12/21/17 |
| 4 | UCR (1) | 11/9/19 |
| 4 | FAU* (2) | 2/23/17 |
| 5 | FIU* (4) | 1/2/20 |
| 5 | vs. Samford (1) | 12/21/17 |
| 5 | CSU Bakersfield (1) | 11/11/17 |
| 5 | WNMU+ (3) | 11/17/16 |
| 5 | FAU* (3) | 2/13/16 |
| 5 | UTPB+ (4) | 12/14/15 |

LARGEST LEAD AT HALFTIME

| PTS | OPP (OUTCOME) | DATE |
|-------|----------------------------|----------|
| 1. 44 | UTPB+ (W, 107-43) | 12/15/06 |
| 2. 34 | ENMU+ (W, 87-44) | 12/1/08 |
| 34 | Sul Ross State+ (W, 84-36) | 12/30/00 |
| 34 | Ft. Bliss+ (W, 96-19) | 11/10/77 |
| 33 | PVAMU (W, 86-48) | 12/20/14 |
| 5. 33 | Kansas State (W, 84-39) | 11/16/13 |
| 7. 30 | UTPA (W, 77-41) | 1/4/88 |
| 8. 29 | UAPB (W, 96-67) | 12/20/06 |
| 9. 27 | UTSA* (W, 94-54) | 1/18/20 |
| 10.25 | NAU (W, 92-43) | 11/22/13 |
| 25 | ENMU+ (W, 71-34) | 12/8/12 |
| 25 | at Fort Bliss+ (W, 107-37) | 11/28/76 |

LARGEST DEFICIT AT HALFTIME

| PTS | OPP | DATE |
|-------|-------------------|----------|
| 1. 42 | at Rice* | 2/1/07 |
| 42 | vs. Penn State | 11/19/83 |
| 3. 39 | New Mexico | 11/23/01 |
| 4. 37 | at La. Tech* | 1/5/02 |
| 5. 35 | at Arizona State | 11/22/85 |
| 6. 33 | Middle Tennessee* | 1/19/19 |

| | | |
|-------|--------------------|----------|
| 33 | at No. 6 LA Tech* | 2/27/03 |
| 8. 32 | vs. Auburn | 12/11/81 |
| 9. 31 | at Colorado State* | 2/11/82 |
| 10.30 | vs. FIU | 11/27/98 |
| 30 | at Houston | 12/18/87 |
| 30 | at San Diego State | 1/4/84 |

LARGEST MARGIN OF VICTORY

| PTS | OPP (SCORE) | DATE |
|---------|--------------------------|----------|
| 1. 77 | Ft. Bliss+ (96-19) | 11/10/77 |
| 2. 70 | at Ft. Bliss+ (107-37) | 11/28/76 |
| 3. 64 | UTPB+ (107-43) | 12/15/06 |
| 4. 57 | Savannah State+ (103-46) | 11/22/08 |
| 5. 54 | UTPB+ (86-32) | 12/14/15 |
| 6. 49 | NAU (92-43) | 11/22/13 |
| 7. 48 | Sul Ross State+ (84-36) | 12/30/00 |
| 8. 47 | WNMU+ (93-46) | 11/17/16 |
| 9. 46</ | | |

UTEP INDIVIDUAL SINGLE-GAME RECORDS

POINTS

| PTS | NAME | OPP | DATE |
|-------|----------------|------------------|----------|
| 1. 40 | Holly Russ | UTSA | 2/19/91 |
| 2. 37 | Holly Russ | Baylor | 12/17/91 |
| 3. 36 | Kayla Thornton | vs. Belmont | 12/21/13 |
| 4. 35 | Kiana Taylor | South Carolina | 11/28/97 |
| 35 | Holly Russ | San Diego State* | 1/19/91 |
| 6. 34 | Sparkle Taylor | Rice* | 2/18/17 |
| 34 | Sparkle Taylor | North Texas* | 2/16/17 |
| 34 | Amy Pack | Sul Ross State | 12/30/00 |
| 34 | Lenore Dembs | Hardin-Simmons | 2/16/85 |
| 34 | Be Stoney | BYU* | 1/30/80 |

OTHER 30+ POINT GAMES

| | | | |
|--------|----------------|------------------|----------|
| 11. 33 | Jareica Hughes | Rice* | 3/7/08 |
| 33 | Amy Pack | San Jose State* | 2/5/00 |
| 33 | Holly Russ | Wichita State | 12/1/90 |
| 14. 32 | Sparkle Taylor | vs. Old Dominion | 3/8/16 |
| 32 | Kayla Thornton | at Memphis* | 2/24/13 |
| 16. 31 | Jenzel Nash | Charlotte* | 2/27/17 |
| 31 | Gloria Estrada | NMSU* | 1/29/77 |
| 18. 30 | Tamara Seda | at CS Fullerton | 12/29/17 |
| 30 | Donna Stoney | Henderson | 11/21/81 |

MOST POINTS SCORED (QUARTER)

| PTS (QTR) | NAME | OPP | DATE |
|-----------|---------------------|-------------------------|-----------------|
| 1. 18 (3) | Sparkle Taylor | North Arizona | 11/11/16 |
| 2. 16 (1) | Katarina Zec | ODU* | 2/8/20 |
| 3. 14 (1) | Zuzanna Puc | Marshall* | 1/31/19 |
| 14 (4) | Najala Howell | at UTSA* | 2/4/18 |
| 14 (2) | Cameasha Turner | at WKU* | 2/6/16 |
| 14 (2) | Lulu McKinney | UNM | 12/2/15 |
| 7. 13 (2) | Katarina Zec | at CSU Fullerton | 12/30/17 |
| 13 (1) | Najala Howell | at UC Riverside | 12/30/17 |
| 13 (4) | Najala Howell | Houston Baptist | 12/2/17 |
| 13 (3) | Sparkle Taylor | North Texas* | 2/16/17 |
| 13 (3) | Sparkle Taylor | WKU* | 1/26/17 |
| 13 (3) | Sparkle Taylor | UTSA* | 1/1/17 |
| 13 (3) | Jenzel Nash | at La Tech* | 2/20/16 |

FIELD GOALS MADE

| FGM | NAME | OPP | DATE |
|-------|----------------|--------------------|----------|
| 1. 16 | Lenore Dembs | Hardin-Simmons | 2/16/85 |
| 2. 14 | Heidi Walker | PVAMU | 11/21/99 |
| 14 | Kiana Taylor | South Carolina | 11/28/97 |
| 14 | Holly Russ | UT-San Antonio | 2/19/91 |
| 14 | Holly Russ | San Diego State | 1/19/91 |
| 14 | Kris Hudson | Texas Lutheran | 12/4/82 |
| 14 | Donna Stoney | Henderson State | 11/21/81 |
| 14 | Gloria Estrada | NMSU | 1/29/77 |
| 9. 13 | Sparkle Taylor | vs. Old Dominion | 3/8/16 |
| 13 | Kayla Thornton | vs. Belmont | 12/21/13 |
| 13 | Lisa Watson | AK-Anchorage | 2/26/89 |
| 13 | Traci Miller | Arkansas State | 12/6/86 |
| 13 | Carolyn Prince | at TXAM Kingsville | 12/5/80 |

FIELD GOALS ATTEMPTED

| FGA | NAME | OPP | DATE |
|-------|--------------|-----------------|----------|
| 1. 31 | Holly Russ | UT-San Antonio | 2/19/91 |
| 2. 30 | Holly Russ | Creighton | 2/21/91 |
| 3. 29 | Jenzel Nash | Charlotte* | 2/27/16 |
| 29 | Holly Russ | Creighton | 1/26/91 |
| 5. 28 | Holly Russ | Utah | 2/20/92 |
| 28 | Holly Russ | Weber State | 11/30/91 |
| 28 | Traci Miller | Arkansas State | 12/6/86 |
| 28 | Lenore Dembs | Hardin-Simmons | 2/16/85 |
| 9. 27 | Holly Russ | San Diego State | 2/16/91 |
| 27 | Holly Russ | San Diego State | 1/19/91 |
| 27 | Holly Russ | Wichita State | 12/1/90 |

FIELD GOAL PERCENTAGE (MINIMUM 7 MADE)

| FG% | NAME | OPP | DATE |
|---------|------------------------|-----------------|----------------|
| 1. 100 | Michelle Pruitt | at WKU* | 2/13/20 |
| 100 | Ana Valtierra | Fresno State | 1/11/03 |
| 100 | Kiana Taylor | New Mexico | 1/24/98 |
| 100 | Kevia Ford | Wyoming | 2/25/95 |
| 100 | Kevia Ford | Texas Southern | 1/18/94 |
| 100 | Michelle Roper | Wyoming | 3/6/93 |
| 100 | Donetta Yellets | UT-San Antonio | 2/5/87 |
| 8. 93.3 | Donna Stoney | Henderson state | 11/21/81 |
| 9. 90.0 | Jareica Hughes | Tulane | 1/12/08 |
| 90.0 | Janet Brunson | NMSU | 1/13/84 |

THREE-POINTERS MADE

| 3PM | NAME | OPP | DATE |
|------|-----------------------|--------------------|-----------------|
| 1. 7 | Katarina Zec | at NM State | 12/20/17 |
| 7 | Dietra Caldwell | Toledo | 11/24/09 |
| 7 | Sviatlana Trukshanina | Tulsa | 1/22/09 |
| 7 | Holly Russ | UT-San Antonio | 2/19/91 |
| 5. 6 | Lulu McKinney | New Mexico | 12/2/15 |
| 6 | Kelli Willingham | at UAB | 1/18/14 |
| 6 | Kayla Thornton | at Memphis | 2/24/13 |
| 6 | Sviatlana Trukshanina | TX Southern | 12/13/09 |
| 6 | Jareica Hughes | Toledo | 11/24/09 |
| 6 | Dietra Caldwell | UCF | 2/19/09 |

| | | | |
|---|-----------------|----------------|----------|
| 6 | Dietra Caldwell | SSVU | 11/22/08 |
| 6 | Romie DeAnda | San Jose State | 3/6/03 |
| 6 | Kia Dowell | at Kansas | 11/24/02 |
| 6 | Kimya Murray | SMU | 3/5/02 |
| 6 | Amy Billhymer | Tulsa | 1/17/97 |
| 6 | Jill Lewis | NMSU | 12/16/93 |
| 6 | Laura Walker | NMSU | 12/21/92 |

THREE-POINTERS ATTEMPTED

| 3PA | NAME | OPP | DATE |
|-------|----------------|--------------------|----------|
| 1. 16 | Amy Billhymer | Illinois-Chicago | 12/19/96 |
| 2. 15 | Laura Walker | NMSU | 12/21/92 |
| 3. 14 | Kimya Murray | SMU | 3/5/02 |
| 4. 13 | Kayla Thornton | at Memphis | 2/24/13 |
| 13 | Amy Billhymer | TCU | 1/12/97 |
| 13 | Amy Billhymer | BYU | 1/29/94 |
| 13 | Holly Russ | UT-San Antonio | 2/19/91 |
| 13 | Holly Russ | San Diego State | 2/16/91 |
| 13 | Terri Powell | U.S. International | 2/14/88 |

THREE-POINT PERCENTAGE

| 3FG% | NAME | OPP | DATE |
|----------------|-----------------------|---------------------|----------------|
| 1. 100.0 (5-5) | Najala Howell | at UC Riverside | 12/30/17 |
| 100.0 (4-4) | Katarina Zec | UC Riverside | 11/9/19 |
| 100.0 (4-4) | Timika Williams | vs. Missouri State | 12/4/09 |
| 100.0 (4-4) | Briana Green | at Tulane* | 1/18/09 |
| 100.0 (4-4) | Shalana Taylor | ULL | 12/10/06 |
| 100.0 (4-4) | Ana Valtierra | SMU* | 1/8/06 |
| 100.0 (4-4) | Laura Walker | Baylor | 12/2/92 |
| 7. 85.7 (6-7) | Sviatlana Trukshanina | Texas Southern | 12/13/09 |
| 8. 83.3 (5-6) | Jareica Hughes | Tulane* | 1/12/08 |
| 83.3 (5-6) | Ana Valtierra | Nevada* | 2/8/04 |
| 83.3 (5-6) | Terri Powell | San Diego State | 12/29/87 |

FREE THROWS MADE

| FTM | NAME | OPP | DATE |
|-------|--------------------|-------------------|----------|
| 1. 17 | Gloria Brown | at Southern Miss* | 1/26/12 |
| 2. 14 | Amy Pack | San Jose State* | 1/2/01 |
| 14 | Holly Russ | UT-Pan American | 1/21/91 |
| 14 | Sonya Howell | Southeast La. | 2/24/90 |
| 5. 13 | Kayla Thornton | East Carolina* | 2/22/14 |
| 13 | Amy Pack | Tulsa* | 1/21/01 |
| 13 | Amy Pack | Nevada* | 1/5/01 |
| 8. 12 | Gloria Brown | East Carolina* | 1/6/11 |
| 12 | Noni Wharemate | San Jose State* | 3/6/03 |
| 12 | Amy Pack | at UTSA | 11/24/00 |
| 12 | Shani Dinwiddie | Rice* | 2/15/97 |
| 12 | Kanequa Chancellor | NMSU | 11/26/96 |
| 12 | Kiana Taylor | BYU* | 1/29/94 |
| 12 | Shenita Waddell | Wyoming* | 3/10/93 |
| 12 | Holly Russ | Baylor | 12/17/91 |
| 12 | Traci Miller | Oregon State | 12/21/86 |
| 12 | Dawn Coy | Oregon State | 12/21/86 |

FREE THROWS ATTEMPTED

| FTA | NAME | OPP | DATE |
|--------|------------------|-------------------|---------|
| 1. 19 | Gloria Brown | at Southern Miss* | 1/26/12 |
| 19 | Amy Pack | San Jose State* | 1/2/01 |
| 19 | Kiana Taylor | BYU* | 1/29/94 |
| 4. 18 | Marta Dydek | San Jose State* | 2/17/05 |
| 18 | Amy Pack | Nevada* | 1/5/01 |
| 18 | Sonya Howell | Southeast La. | 2/24/90 |
| 18 | Tonie Greene | Okla. City Univ | 1/21/84 |
| 8. 17 | Amy Pack | San Jose State* | 1/12/01 |
| 17 | Marcella Lopez | West Texas State | 2/18/85 |
| 10. 16 | Anete Steinberga | East Carolina* | 1/6/11 |
| 16 | Fannie Goodwin | vs. Marshall | 3/6/09 |
| 16 | Amy Pack | Tulsa* | 1/21/01 |

FREE THROW PERCENTAGE (MINIMUM 9 MADE)

| FT% | NAME | OPP | DATE |
|----------------|-----------------|-------------------|----------|
| 1. 100.0 (9-9) | Najala Howell | at FIU* | 1/5/17 |
| 100.0 (10-10) | Najala Howell | vs. East Carolina | 12/17/17 |
| 100.0 (9-9) | Sparkle Taylor | at FIU* | 1/12/17 |
| 100.0 (9-9) | Starr Breedlove | TCU | 3/24/16 |
| 100.0 (10-10) | Cameasha Turner | Marshall* | 1/24/15 |
| 100.0 (10-10) | Kayla Thornton | vs. Belmont | 12/21/13 |
| 100.0 (12-12) | Gloria Brown | East Carolina* | 1/6/11 |
| 100.0(11-11) | Jareica Hughes | vs. Rice | 3/7/08 |
| 100.0(12-12) | Ingrid Goslin | San Jose State* | 3/6/03 |
| 100.0 (9-9) | Kim Daniel | UTA | 12/30/98 |
| 100.0 (9-9) | Cabora Mack | BYU* | 2/3/96 |

REBOUNDS

| RB | NAME | OPP | DATE |
|-------|--------------------|-------------------|----------------|
| 1. 20 | Kanequa Chancellor | SE Missouri State | 11/29/97 |
| 20 | Kayla Thornton | Tulsa* | 1/11/14 |
| 3. 19 | Gloria Brown | at Southern Miss* | 1/26/12 |
| 19 | Charnette Phelps | UAB* | 1/22/06 |
| 5. 18 | Ariona Gill | at UTSA* | 2/20/20 |
| 18 | Kayla Thornton | Tulane* | 2/1/14 |
| 18 | Christauna Parker | vs. UAB | 3/14/13 |
| 18 | Monica Ramirez | Colorado State* | 1/15/94 |
| 18 | Marcella Lopez | West Texas State | 2/18/85 |
| 18 | Tonie Greene | Eastern NM | 2/17/83 |
| 18 | Tonie Greene | Central Arizona | 2/12/83 |

OTHERS WITH 17 REBOUNDS

| | | | |
|--------|------------------|------------------|----------|
| 11. 17 | Tamara Seda | Southern Miss* | 1/7/17 |
| 17 | Tamara Seda | CSUB | 12/28/16 |
| 17 | Anete Steinberga | Tulane* | 3/8/13 |
| 17 | Gloria Brown | Tulane* | 2/13/11 |
| 17 | Dragana Zoric | Houston* | 12/4/02 |
| 17 | Dragana Zoric | Houston* | 12/4/02 |
| 17 | DaTechia Specht | Fort Lewis | 11/25/97 |
| 17 | Kevia Ford | New Mexico* | 3/1/95 |
| 17 | Charsa Palamore | San Diego State* | 1/19/91 |
| 17 | Charsa Palamore | UT-Pan American | 12/15/90 |
| 17 | Charsa Palamore | Loyola Marymount | 2/8/90 |
| 17 | Charsa Palamore | NMSU | 11/28/89 |
| 17 | Vernita Gant | New Mexico | 11/29/86 |

ASSISTS

| AST | NAME | OPP | DATE |
|-------|-----------------------|-----------------------|----------------|
| 1. 13 | Jareica Hughes | at SMU* | 1/15/10 |
| 13 | Shalana Taylor | at Illinois State | 12/19/04 |
| 3. 12 | Katia Gallegos | Southern Miss* | 2/29/20 |
| 12 | Shalana Taylor | SMU* | 1/27/05 |
| 12 | Martha Contreras | Southern Colorado | 1/31/88 |
| 6. 11 | Kelli Willingham | CS Northridge | 12/3/10 |
| 11 | Jareica Hughes | Southern Miss* | 2/21/09 |
| 11 | Tiffany Touton | at SMU* | 1/3/02 |
| 11 | Christina Mata | SJSU | 2/5/00 |
| 9. 10 | Katia Gallegos | UTSA* | 1/18/20 |
| 10 | Dietra Caldwell | Tulsa* | 2/7/10 |
| 10 | Briana Green | UCF* | 1/24/10 |
| 10 | Briana Green | SVSU | 11/22/08 |
| 10 | Jareica Hughes | NMSU | 12/8/07 |
| 10 | Jareica Hughes | PVAMU | 12/12/06 |
| 10 | Shalana Taylor | Hawaii* | 2/19/05 |
| 10 | Shalana Taylor | Northern Colorado | 12/17/04 |
| 10 | Terri Pedregon | Wyoming* | 2/25/95 |
| 10 | Sonya Howell | Wichita State | 12/10/88 |
| 10 | Heather Estey | Loyola-Marymount | 1/9/87 |
| 10 | Heather Estey | Loyola-Marymount | 1/29/85 |
| 10 | Teri Staker | New Mexico | 1/14/85 |

STEEALS

| STL | NAME | OPP | DATE |
|-------|-------------------|----------------------|----------|
| 1. 10 | Sonya Howell | UTSA | 2/17/90 |
| 2. 8 | Cameasha Turner | UAB* | 1/10/16 |
| 8 | Natasha Lacy | vs. Southern Miss | 3/8/08 |
| 8 | Terri Pedregon | Texas Tech | 12/7/94 |
| 8 | Martha Contreras | UTSA | 2/5/87 |
| 8 | Chris Hall | Eastern N.M. | 1/13/87 |
| 7. 7 | Starr Breedlove | FAU* | 2/13/16 |
| 7 | Christauna Parker | Kansas State | 11/16/13 |
| 7 | Jenzel Nash | at Tulane* | 1/15/12 |
| 7 | Natasha Lacy | Houston* | 2/14/08 |
| 7 | Natasha Lacy | vs. Western Kentucky | 3/22/08 |
| 7 | Jareica Hughes | Tulsa* | 2/2/08 |
| 7 | Kimya Murray | Louisiana Tech* | 1/31/02 |
| 7 | Terri Pedregon | Christian Brothers | 11/27/94 |
| 7 | Norma Sierra | UTSA | 1/6/89 |
| 7 | Martha Contreras | Colorado State | 1/23/88 |
| 7 | Kris Hudson | at NMSU | 2/19/83 |

BLOCKS

| BLK | NAME | OPP | DATE |
|-------|-----------------------|-----------------------|----------------|
| 1. 10 | Izabela Piekarska | ULL | 12/10/06 |
| 10 | Kim Watts | Auburn | 12/11/81 |
| 3. 9 | Kim Watts | at NM State | 12/15/79 |
| 4. 8 | Gloria Brown | at NM State | 11/16/11 |
| 5. 7 | Katia Gallegos | Southern Miss* | 2/29/20 |
| 7 | Fannie Goodwin | UCF* | 2/19/09 |
| 7 | Izabela Piekarska | Tulane* | 11/25/05 |
| 7 | Gloria Brown | Tulane* | 2/13/11 |
| 6 | Gloria Brown | Houston* | 1/16/11 |
| 6 | Izabela Piekarska | SMU* | 1/31/08 |
| 6 | Izabela Piekarska | Memphis* | 2/10/07 |
| 6 | Marta Dydek | at Louisiana Tech* | 2/24/05 |
| 6 | Marta Dydek | Fresno State* | 1/15/05 |
| 6 | Donetta Yellets | SW Texas State | 2/7/87 |
| 6 | Marcella Lopez | West Texas State | 2/18/85 |
| 6 | Kim Watts | Colorado State* | 1/30/82 |
| 6 | Kim Watts | Wyoming* | 1/29/82 |
| 6 | Kim Watts | at Utah* | 1/4/82 |
| 6 | Kim Watts | vs. Marquette | 12/12/81 |
| 6 | Kim Watts | Juarez | 12/5/81 |

TURNOVERS

| TO | NAME | OPP | DATE |
|-------|----------------|------------------|----------|
| 1. 15 | Holly Russ | Lamar | 1/3/91 |
| 2. 13 | Selina Thomas | West Texas State | 2/4/85 |
| 3. 11 | Kristi Lattin | Grambling State | 12/5/98 |
| 11 | LaShonda Gray | Grambling State | 12/5/98 |
| 11 | Holly Russ | San Diego State* | 2/16/91 |
| 11 | Liz Rayas | Northern Arizona | 3/4/86 |
| 7. 10 | Amy Pack | SMU* | 1/19/01 |
| 10 | Terri Pedregon | NMSU | 12/2/93 |
| 10 | Holly Russ | TCU | 11/23/91 |
| 10 | Sonya Howell | Wichita State | 12/10/88 |

Bold denotes active players

UTEP CAREER RECORDS

GAMES PLAYED

| PLAYER | YEARS | GP |
|----------------------|---------|-----|
| 1. Kristine Vitola | 2009-14 | 134 |
| 2. Kayla Thornton | 2010-14 | 128 |
| 3. Kelli Willingham | 2010-14 | 126 |
| 4. Sparkle Taylor | 2013-17 | 125 |
| 5. Cameasha Turner | 2012-16 | 124 |
| 6. Chrishauna Parker | 2011-16 | 122 |
| 7. Timika Williams | 2006-10 | 120 |
| 8. Izabela Piekarska | 2004-08 | 119 |
| 9. Kasia Krezel | 2004-08 | 117 |
| 10. Ana Valtierra | 2002-07 | 116 |

OTHER MINERS 70+ GP

| | | |
|-------------------------|----------------|-----|
| 11. Katarina Zec | 2016- | 115 |
| Jareica Hughes | 2006-10 | 115 |
| 13. Norma Sierra | 1988-92 | 113 |
| 14. Terri Pedregon | 1991-95 | 110 |
| 15. Anete Steinberga | 2009-13 | 106 |
| 16. Amy Billhymmer | 1993-97 | 105 |
| Kiana Taylor | 1993-96, 97-98 | 105 |
| 18. Kristi Lattin | 1995-99 | 104 |
| Cabora Mack | 1992-96 | 104 |
| Kris Hudson | 1981-85 | 104 |
| Kim Watts | 1978-82 | 104 |
| 22. Charnette Phelps | 2003-07 | 103 |
| 23. Kim Daniel | 1995-99 | 102 |
| Kanequa Chancellor | 1994-98 | 102 |
| 25. Jenzel Nash | 2011-16 | 100 |
| 26. Jonna Launiainen | 2003-07 | 97 |
| 27. Tamara Seda | 2015-18 | 96 |
| Sviatlana Trukshanina | 2007-11 | 96 |
| Chris Hall | 1985-89 | 96 |
| 30. Briana Green | 2008-12 | 95 |
| Irene Gari | 2012-15 | 95 |
| 32. Ingrid Goslin | 2002-06 | 93 |
| 33. Lulu McKinney | 2014-17 | 92 |
| 34. Zuzanna Puc | 2016-19 | 91 |
| 35. Donna Stoney | 1979-82 | 90 |
| 36. Dietra Caldwell | 2008-11 | 89 |
| 37. Najala Howell | 2015-18 | 86 |
| 38. Agata Dobrowolska | 2013-16 | 84 |
| Angie McGee | 2002-05 | 84 |
| 40. Leslie Kilmer | 1987-90 | 83 |
| 41. Monica Ramirez | 1991-94 | 81 |
| 42. Shani Dinwiddie | 1993-97 | 79 |
| 43. Michelle Montoya | 1995-98 | 77 |
| Jill Lewis | 1993-97 | 77 |
| 45. Jackie Preston | 1989-93 | 75 |
| 46. DaTechia Sprech | 1995-99 | 74 |
| 47. Shalana Taylor | 2004-07 | 72 |

GAMES STARTED

| PLAYER | YEARS | GS |
|------------------------|---------|-----|
| 1. Kelli Willingham | 2010-14 | 117 |
| 2. Jareica Hughes | 2006-10 | 114 |
| 3. Kayla Thornton | 2010-14 | 109 |
| 4. Katarina Zec | 2016- | 108 |
| 5. Timika Williams | 2006-10 | 107 |
| 6. Ana Valtierra | 2002-07 | 103 |
| 7. Cameasha Turner | 2012-16 | 101 |
| 8. Chrishauna Parker | 2011-16 | 97 |
| 9. Anete Steinberga | 2009-13 | 87 |
| 10. Kasia Krezel | 2004-08 | 82 |

OTHER MINERS 50+ GS

| | | |
|-----------------------|----------------|----|
| 11. Dietra Caldwell | 2008-11 | 81 |
| 12. Kristine Vitola | 2009-14 | 79 |
| 13. Terri Pedregon | 1991-95 | 78 |
| 14. Kiana Taylor | 1993-96, 97-98 | 77 |
| 15. Izabela Piekarska | 2004-08 | 76 |
| 16. Christina Mata | 1999-01 | 68 |
| 17. Jordan Alexander | 2017-19 | 61 |
| Tamara Seda | 2015-18 | 61 |
| 19. Amy Billhymmer | 1993-97 | 60 |
| 20. Charnette Phelps | 2003-07 | 57 |
| Angie McGee | 2002-05 | 57 |
| 22. Michelle Montoya | 1995-98 | 56 |
| Kanequa Chancellor | 1994-98 | 55 |
| 24. Sparkle Taylor | 2013-17 | 55 |
| Shalana Taylor | 2004-07 | 53 |
| Norma Sierra | 1988-92 | 53 |
| 27. Dragana Zoric | 2001-03 | 52 |

GAMES WON

| PLAYER | YEARS | GW |
|----------------------|---------|-----|
| 1. Chrishauna Parker | 2011-16 | 110 |
| 2. Kayla Thornton | 2010-14 | 96 |
| Kelli Willingham | 2010-14 | 96 |
| Kristine Vitola | 2009-14 | 96 |
| 5. Cameasha Turner | 2012-16 | 92 |

| | | |
|----------------------|---------|----|
| Marissa Rodriguez | 2010-15 | 92 |
| 7. Jenzel Nash | 2011-16 | 87 |
| 8. Jareica Hughes | 2006-10 | 84 |
| Timika Williams | 2006-10 | 84 |
| 10. Anete Steinberga | 2009-13 | 83 |

OTHER MINERS 50+ WINS

| | | |
|-----------------------|---------|----|
| 11. Briana Green | 2008-12 | 79 |
| 12. Sparkle Taylor | 2013-17 | 78 |
| Sviatlana Trukshanina | 2007-11 | 78 |
| 14. Izabela Piekarska | 2004-08 | 76 |
| Kasia Krezel | 2004-08 | 76 |
| 16. Agata Dobrowolska | 2013-16 | 70 |
| Anete Kirsteine | 2013-16 | 70 |
| 18. Monika Carrasco | 2003-07 | 64 |
| Jonna Launiainen | 2003-07 | 64 |
| Charnette Phelps | 2003-07 | 64 |
| 21. Irene Gari | 2012-15 | 63 |
| 22. Ana Valtierra | 2002-07 | 62 |
| 23. Baiaba Eglite | 2009-12 | 61 |
| 24. Najala Howell | 2015-18 | 54 |
| Tamara Seda | 2015-18 | 54 |
| Kanequa Chancellor | 1994-98 | 54 |
| 27. Kim Daniel | 1995-99 | 53 |
| Kristi Lattin | 1995-99 | 53 |
| Tania Prieto | 1995-99 | 53 |
| DaTechia Specht | 1995-99 | 53 |
| Cabora Mack | 1992-96 | 53 |
| 32. Terri Pedregon | 1991-95 | 52 |
| 33. Dietra Caldwell | 2008-11 | 50 |

TOTAL MINUTES PLAYED

| PLAYER | YEARS | MP |
|------------------------|---------|-------|
| 1. Jareica Hughes | 2006-10 | 3,777 |
| 2. Kelli Willingham | 2010-14 | 3,719 |
| 3. Ana Valtierra | 2002-07 | 3,584 |
| 4. Kayla Thornton | 2010-14 | 3,456 |
| 5. Katarina Zec | 2016- | 3,307 |
| 6. Terri Pedregon | 1991-95 | 3,272 |
| 7. Timika Williams | 2006-10 | 3,183 |
| 8. Kasia Krezel | 2004-08 | 2,999 |
| 9. Norma Sierra | 1988-92 | 2,992 |
| 10. Cameasha Turner | 2012-16 | 2,962 |

OTHER MINERS 2,000+ MP

| | | |
|-----------------------|----------------|-------|
| 11. Chrishauna Parker | 2011-16 | 2,957 |
| 12. Dietra Caldwell | 2008-11 | 2,806 |
| 13. Izabela Piekarska | 2004-08 | 2,712 |
| 14. Kristine Vitola | 2009-14 | 2,656 |
| 15. Kiana Taylor | 1993-96, 97-98 | 2,577 |
| 16. Christina Mata | 1999-01 | 2,569 |
| 17. Lulu McKinney | 2014-17 | 2,540 |
| 18. Sparkle Taylor | 2013-17 | 2,441 |
| 19. Tamara Seda | 2015-18 | 2,339 |
| 20. Amy Billhymmer | 1993-97 | 2,314 |
| 21. Anete Steinberga | 2009-13 | 2,250 |
| 22. Zuzanna Puc | 2016-19 | 2,204 |
| 23. Angie McGee | 2002-05 | 2,190 |
| 23. Briana Green | 2008-12 | 2,179 |
| 25. Chris Hall | 1985-89 | 2,074 |
| 26. Jenzel Nash | 2011-16 | 2,023 |
| 27. Kristi Lattin | 1995-99 | 2,017 |
| 28. Charnette Phelps | 2003-07 | 2,016 |

FIELD GOALS MADE

| PLAYER | YEARS | FG |
|-------------------------|----------------|-----|
| 1. Kayla Thornton | 2010-14 | 600 |
| 2. Sparkle Taylor | 2013-17 | 530 |
| 3. Jareica Hughes | 2006-10 | 527 |
| 4. Be Stoney | 1977-81 | 516 |
| 5. Izabela Piekarska | 2004-08 | 495 |
| 6. Timika Williams | 2006-10 | 442 |
| 7. Kiana Taylor | 1993-96, 97-98 | 423 |
| 8. Kasia Krezel | 2004-08 | 413 |
| 9. Anete Steinberga | 2009-13 | 405 |
| 10. Katarina Zec | 2016- | 404 |

OTHER MINERS 225+ FGM

| | | |
|----------------------|---------|-----|
| 11. Holly Russ | 1990-92 | 380 |
| 12. Lisa Watson | 1987-89 | 379 |
| 13. Jenzel Nash | 2011-16 | 370 |
| 14. Cameasha Turner | 2012-16 | 363 |
| 15. Kris Hudson | 1981-85 | 352 |
| Kristi Lattin | 1995-99 | 352 |
| 17. Kristine Vitola | 2009-14 | 343 |
| 18. Kelli Willingham | 2010-14 | 340 |
| 19. Zuzanna Puc | 2016-19 | 337 |
| 20. Tamara Seda | 2015-18 | 336 |
| Chris Hall | 1985-89 | 336 |
| 22. Norma Sierra | 1988-92 | 332 |
| 23. Amy Billhymmer | 1993-97 | 312 |

| | | |
|------------------------|---------|-----|
| Monika Ramirez | 1991-94 | 312 |
| Carolyn Prince | 1979-81 | 312 |
| 26. Dietra Caldwell | 2008-11 | 306 |
| 27. Traci Miller | 1985-87 | 293 |
| 28. Dragana Zoric | 2001-03 | 289 |
| 29. Gloria Brown | 2010-12 | 281 |
| 30. Chrishauna Parker | 2011-16 | 277 |
| 31. Kanequa Chancellor | 1994-98 | 276 |
| 32. Charnette Phelps | 2003-07 | 271 |
| 33. Briana Green | 2008-12 | 246 |
| 34. Donna Stoney | 1979-82 | 245 |
| 35. Jill Lewis | 1993-97 | 241 |
| 36. Charsa Palamore | 1989-91 | 227 |

FIELD GOALS ATTEMPTED

| PLAYER | YEARS | FGA |
|----------------------|---------|-------|
| 1. Kayla Thornton | 2010-14 | 1,387 |
| 2. Be Stoney | 1977-81 | 1,329 |
| 3. Jareica Hughes | 2006-10 | 1,291 |
| 4. Izabela Piekarska | 2004-08 | 1,170 |
| 5. Sparkle Taylor | 2013-17 | 1,145 |
| 6. Kasia Krezel | 2004-08 | 1,114 |
| 7. Holly Russ | 1990-92 | 1,058 |
| 8. Jenzel Nash | 2011-16 | 1,036 |
| 9. Kelli Willingham | 2010-14 | 1,002 |
| 10. Timika Williams | 2006-10 | 973 |

OTHER MINERS 800+FGA

| | | |
|-------------------------|----------------|-----|
| 11. Katarina Zec | 2016- | 944 |
| 12. Amy Billhymmer | 1993-97 | 925 |
| 13. Lisa Watson | 1987-89 | 909 |
| 14. Norma Sierra | 1988-92 | 872 |
| 15. Kris Hudson | 1995-97 | 864 |
| 16. Kiana Taylor | 1993-96, 97-98 | 859 |
| 17. Cameasha Turner | 2012-16 | 857 |
| 18. Lenore Dembs | 1983-85 | 827 |
| 19. Kristi Lattin | 1995-99 | 824 |

FIELD GOAL PERCENT (MIN 200 MADE)

| PLAYER | YEARS | FG% |
|----------------------|----------------|------|
| 1. Gloria Brown | 2010-12 | 53.7 |
| 2. Michelle Roper | 1991-93 | 51.2 |
| 3. Zuzanna Puc | 2016-19 | 49.5 |
| 4. Tamara Seda | 2015-18 | 49.4 |
| 5. Kiana Taylor | 1993-96, 97-98 | 49.2 |
| 6. Heidi Walker | 1999-01 | 48.4 |
| 7. Carolyn Prince | 1979-81 | 48.0 |
| 8. Chrishauna Parker | 2011-16 | 47.5 |
| 9. Shani Dinwiddie | 1993-97 | 45.9 |
| 10. Timika Williams | 2006-10 | 45.4 |

THREE-POINT FIELD GOALS MADE

| PLAYER | YEARS | 3PM |
|--------------------------|---------|-----|
| 1. Kelli Willingham | 2010-14 | 215 |
| 2. Amy Billhymmer | 1993-97 | 208 |
| 3. Dietra Caldwell | 2008-11 | 182 |
| 4. Jareica Hughes | 2006-10 | 142 |
| 5. Kasia Krezel | 2004-08 | 138 |
| 6. Katarina Zec | 2016- | 132 |
| 7. Sviatlana Trukshanina | 2007-11 | 116 |
| 8. Terri Pedregon | 1987-89 | 109 |
| 9. Lulu McKinney | 2014-17 | 107 |
| 10. Ana Valtierra | 2002-07 | 97 |

OTHER MINERS 50+ 3PM

| | | |
|-----------------------|----------------|----|
| 11. Cameasha Turner | 2012-16 | 91 |
| 12. Kayla Thornton | 2010-14 | 89 |
| 13. Izabela Piekarska | 2004-08 | 86 |
| 14. Kimya Murray | 2001-02 | 80 |
| 15. Stacie Telles | 2013-15 | 76 |
| 16. Jonna Launiainen | 2003-07 | 75 |
| 17. Laura Walker | 1992-93, 94-95 | 73 |
| 18. Briana Green | 2008-12 | 72 |
| 19. Jill Lewis | 1993-97 | 68 |
| 20. Holly Russ | 1990-92 | 63 |
| 21. Romie DeAnda | 2001-03 | 61 |
| 22. Timika Williams | 2006-10 | 60 |
| 23. Najala Howell | 2015-18 | 58 |
| 24. Angie McGee | 2002-05 | 55 |
| 25. Kia Dowell | 2002-04 | 51 |
| 26. Kim Daniel | 1995-99 | 50 |

THREE-POINT FIELD GOALS ATTEMPTED

| PLAYER | YEARS | 3PA |
|---------------------|---------|-----|
| 1. Amy Billhymmer | 1993-97 | 642 |
| 2. Kelli Willingham | 2010-14 | 619 |
| 3. Kasia Krezel | 2004-08 | 480 |
| 4. Dietra Caldwell | 2008-11 | 456 |
| 5. Jareica Hughes | 2006-10 | 430 |

| | | |
|------------------------|---------|-----|
| 6. Katarina Zec | 2016- | 382 |
| 7. Lulu McKinney | 2014-17 | 379 |
| 8. Kayla Thornton | 2010-14 | 312 |
| 9. Cameasha Turner | 2012-16 | 306 |
| 10. Terri Pedregon | 1987-89 | 284 |

OTHER MINERS 150+ 3PA

| | | |
|---------------------------|----------------|-----|
| 11. Sviatlana Trukshanina | 2007-11 | 277 |
| 12. Laura Walker | 1992-93, 94-95 | 261 |
| 13. Holly Russ | 1990-92 | 240 |
| 14. Izabela Piekarska | 2004-08 | 235 |
| 15. Jill Lewis | 1993-94, 95-96 | 228 |
| 16. Jenzel Nash | 2011-16 | 222 |
| Christina Mata | 1997-01 | 222 |
| 18. Terri Pedregon | 1991-95 | 220 |
| 19. Stacie Telles | 2013-15 | 218 |
| 20. Ana Valtierra | 2002-07 | 215 |
| 21. Briana Green | 2008-12 | 209 |
| 22. Kimya Murray | 2001-02 | 206 |
| 23. Angie McGee | 2002-05 | 196 |
| 24. Timika Williams | 2006-10 | 193 |
| 25. Romie DeAnda | 2001-03 | 178 |
| 25. Kim Daniel | 1995-99 | 178 |
| 27. Irene Gari | 2012-15 | 175 |
| 28. Najala Howell | 2015-18 | 172 |
| 29. Kia Dowell | 2002-04 | 166 |

3PT FG PERCENTAGE (MIN. 60 MADE)

| PLAYER | YEARS | 3FG% |
|--------------------------|---------|------|
| 1. Ana Valtierra | 2002-07 | 46.7 |
| 2. Sviatlana Trukshanina | 2007-11 | 41.9 |
| 3. Dietra Caldwell | 2008-11 | 39.9 |
| 4. Kimya Murray | 2001-02 | 38.8 |
| 5. Terri Pedregon | 1987-89 | 38.4 |
| 6. Izabela Piekarska | 2004-08 | 36.6 |
| 7. Kelli Willingham | 2010-14 | 34.7 |
| 8. Briana Green | 2008-12 | 34.4 |
| 9. Romie DeAnda | 2001-03 | 34.4 |
| 10. Jareica Hughes | 2006-10 | 33.0 |

OTHER MINERS +32.0%

| | | |
|--------------------|---------|------|
| 11. Amy Billhymmer | 1993-97 | 32.4 |
|--------------------|---------|------|

FREE THROWS MADE

| PLAYER | YEARS | FTM |
|---------------------|----------------|-----|
| 1. Kayla Thornton | 2010-14 | 390 |
| 2. Jareica Hughes | 2006-10 | 359 |
| 3. Amy Pack | 1999-91 | 326 |
| 4. Kiana Taylor | 1993-96, 97-98 | 286 |
| 5. Holly Russ | 1990-92 | 273 |
| 6. Sparkle Taylor</ | | |

UTEP CAREER RECORDS

OTHER MINERS 270+FTA

| | | |
|----------------------|----------------|-----|
| 11. Kristi Lattin | 1995-99 | 372 |
| 12. Tonietta Greene | 1981-84 | 361 |
| 13. Tamara Seda | 2015-18 | 356 |
| 14. Chris Hall | 1985-89 | 343 |
| 15. Anete Steinberga | 2009-13 | 341 |
| 16. Jenzel Nash | 2011-16 | 334 |
| 17. Terri Pedregon | 1991-95 | 291 |
| 18. Jill Lewis | 1993-94, 95-97 | 290 |
| 19. Kristine Vitola | 2009-14 | 285 |
| 20. Lisa Watson | 1987-89 | 279 |
| 21. Kasia Krezel | 2004-08 | 270 |

FREE-THROW PERCENTAGE (MIN. 100 MADE) (must have concluded career)

| PLAYER | YEARS | FT% |
|----------------------|---------|------|
| 1. Gloria Brown | 2010-12 | 80.8 |
| 2. Kelli Willingham | 2010-14 | 78.8 |
| Dragana Zoric | 2001-03 | 78.8 |
| 4. Najala Howell | 2015-18 | 78.5 |
| 5. Ana Valtierra | 2002-07 | 78.3 |
| 6. Izabela Piekarska | 2004-08 | 77.8 |
| 7. Noni Wharemate | 2002-04 | 77.6 |
| 8. Kasia Krezel | 2004-08 | 77.0 |
| 9. Kristine Vitola | 2009-14 | 75.4 |
| 10. Amy Pack | 1999-01 | 74.8 |

SCORING

| PLAYER | YEARS | PTS |
|------------------------|----------------|--------------|
| 1. Kayla Thornton | 2010-14 | 1,679 |
| 2. Jareica Hughes | 2006-10 | 1,555 |
| 3. Sparkle Taylor | 2013-17 | 1,352 |
| 4. Izabela Piekarska | 2004-08 | 1,251 |
| 5. Be Stoney | 1977-81 | 1,249 |
| 6. Kasia Krezel | 2004-08 | 1,172 |
| 7. Kiana Taylor | 1993-96, 97-98 | 1,134 |
| 8. Katarina Zec | 2016- | 1,103 |
| 9. Cameasha Turner | 2012-16 | 1,089 |
| 10. Timika Williams | 2006-10 | 1,087 |

OTHER MINERS 500+ PTS

| | | |
|--------------------------|----------------|------------|
| 11. Kelli Willingham | 2010-14 | 1,073 |
| 12. Holly Russ | 1990-92 | 1,068 |
| 13. Anete Steinberga | 2009-13 | 1,024 |
| 14. Jenzel Nash | 2011-16 | 1,023 |
| 15. Amy Pack | 1999-01 | 968 |
| 16. Kristi Lattin | 1995-99 | 966 |
| Lisa Watson | 1987-89 | 966 |
| 18. Kristine Vitola | 2009-14 | 941 |
| 19. Amy Billhymer | 1993-97 | 931 |
| 20. Chris Hall | 1985-89 | 926 |
| 21. Tamara Seda | 2015-18 | 909 |
| 22. Dietra Caldwell | 2008-11 | 898 |
| 23. Monica Ramirez | 1991-94 | 882 |
| 24. Lenore Dembs | 1983-85 | 849 |
| 25. Zuzanna Puc | 2016-19 | 834 |
| 26. Chrishauna Parker | 2011-16 | 821 |
| 27. Norma Sierra | 1988-92 | 804 |
| 28. Kanequa Chancellor | 1994-98 | 781 |
| 29. Carolyn Prince | 1979-81 | 771 |
| 30. Gloria Brown | 2010-12 | 761 |
| 31. Kris Hudson | 1981-85 | 756 |
| 32. Jill Lewis | 1993-94, 95-96 | 749 |
| 33. Traci Miller | 1985-87 | 747 |
| 34. Dragana Zoric | 2001-03 | 738 |
| 35. Ana Valtierra | 2002-07 | 714 |
| 36. Charnette Phelps | 2003-07 | 711 |
| 37. Jeanine Brown Warren | 1980-82 | 667 |
| 38. Lulu McKinney | 2014-17 | 650 |
| Briana Green | 2008-12 | 650 |
| 40. Najala Howell | 2015-18 | 648 |
| 41. Terri Pedregon | 1991-95 | 631 |
| 42. Terri Powell | 1987-89 | 621 |
| 43. Vaida Zagurskyte | 2002-04 | 620 |
| 44. Donna Stoney | 1979-82 | 598 |
| 45. Angie McGee | 2002-05 | 574 |
| 46. Shanie Dinwiddie | 1993-97 | 568 |
| 47. Charsa Palamore | 1989-91 | 559 |
| 48. Kim Daniel | 1995-99 | 555 |
| 49. Jordan Alexander | 2017-19 | 540 |
| 50. Cabora Mack | 1992-96 | 522 |
| 51. Michelle Roper | 1991-93 | 521 |
| 52. Ariona Gill | 2018- | 517 |
| 52. Marcella Lopez | 1982-86 | 512 |

SCORING AVERAGE (MIN. 700 POINTS)

| PLAYER | YEARS | AVG |
|-------------------|---------|------|
| 1. Holly Russ | 1990-92 | 20.2 |
| 2. Amy Pack | 1999-01 | 17.6 |
| 3. Lisa Watson | 1987-89 | 17.0 |
| 4. Lenore Dembs | 1983-85 | 15.4 |
| 5. Be Stoney | 1977-81 | 15.0 |
| 6. Traci Miller | 1985-87 | 14.6 |
| 7. Dragana Zoric | 2001-03 | 13.9 |
| 8. Jareica Hughes | 2006-10 | 13.5 |
| 9. Kayla Thornton | 2010-14 | 13.1 |
| 10. Gloria Brown | 2009-12 | 12.1 |

REBOUNDS

| PLAYER | YEARS | RB |
|----------------------|----------------|-------|
| 1. Kayla Thornton | 2010-14 | 1,032 |
| 2. Chrishauna Parker | 2011-16 | 866 |
| 3. Kim Watts | 1978-82 | 810 |
| 4. Timika Williams | 2006-10 | 794 |
| 5. Tamara Seda | 2015-18 | 717 |
| 6. Kiana Taylor | 1993-96, 97-98 | 676 |
| 7. Izabela Piekarska | 2004-08 | 651 |
| 8. Kristine Vitola | 2009-14 | 617 |
| 9. Anete Steinberga | 2009-13 | 582 |
| 10. Dee Caine | 1981-85 | 587 |

OTHER MINERS 350+RB

| | | |
|-------------------------|--------------|------------|
| 11. Be Stoney | 1977-81 | 563 |
| 12. Tonietta Greene | 1981-84 | 561 |
| 13. Kanequa Chancellor | 1994-98 | 546 |
| 14. Charnette Phelps | 2003-07 | 537 |
| 15. Monica Ramirez | 1991-94 | 531 |
| 16. Norma Sierra | 1988-92 | 523 |
| 17. Chris Hall | 1985-89 | 522 |
| 18. Gloria Brown | 2010-12 | 509 |
| 19. Sparkle Taylor | 2013-17 | 503 |
| 20. Kristi Lattin | 1995-99 | 496 |
| 21. Zuzanna Puc | 2016-19 | 493 |
| 22. Amy Pack | 1999-01 | 487 |
| 23. Ana Valtierra | 2002-07 | 477 |
| 24. Jill Lewis | 1993-97 | 462 |
| 25. Cameasha Turner | 2012-16 | 456 |
| 26. Jareica Hughes | 2006-10 | 449 |
| 27. Katarina Zec | 2016- | 443 |
| 28. Charsa Palamore | 1989-91 | 433 |
| 29. Lisa Watson | 1987-89 | 427 |
| 30. Angie McGee | 2002-05 | 420 |
| 31. Dragana Zoric | 2001-03 | 417 |
| 32. Vernita Gant | 1985-87 | 407 |
| 33. Jenzel Nash | 2011-16 | 374 |
| 34. Cabora Mack | 1992-96 | 370 |
| 35. Marcella Lopez | 1982-86 | 366 |
| 36. Holly Russ | 1990-92 | 362 |
| 37. Terri Pedregon | 1991-95 | 359 |
| 38. Jordan Alexander | 2017-19 | 358 |
| 39. DaTechia Sprecht | 1995-99 | 354 |

REBOUNDING AVERAGE (MIN. 400 RB)

| PLAYER | YEARS | AVG |
|--------------------|---------|-----|
| 1. Amy Pack | 1999-01 | 8.9 |
| 2. Kayla Thornton | 2010-14 | 8.1 |
| Gloria Brown | 2010-12 | 8.1 |
| Vernita Gant | 1985-87 | 8.1 |
| 5. Charsa Palamore | 1989-91 | 8.0 |
| 6. Dragana Zoric | 2001-03 | 7.9 |
| 7. Kim Watts | 1978-82 | 7.8 |
| 8. Tonietta Greene | 1981-84 | 7.6 |
| 9. Tamara Seda | 2015-18 | 7.5 |
| Lisa Watson | 1987-89 | 7.5 |

OTHER MINERS WITH 6.8 RPG

| | | |
|-----------------------|---------|-----|
| 11. Chrishauna Parker | 2011-16 | 7.1 |
| 12. Be Stoney | 1977-81 | 6.8 |
| 13. Timika Williams | 2006-10 | 6.6 |
| Monica Ramirez | 1991-94 | 6.6 |

ASSISTS

| PLAYER | YEARS | AST |
|----------------------|---------|-----|
| 1. Jareica Hughes | 2006-10 | 599 |
| 2. Kelli Willingham | 2010-14 | 373 |
| 3. Terri Pedregon | 1991-95 | 326 |
| 4. Ana Valtierra | 2002-07 | 324 |
| 5. Shalana Taylor | 2004-07 | 313 |
| 6. Lulu McKinney | 2014-17 | 308 |
| 7. Chrishauna Parker | 2011-16 | 291 |

| | | |
|--------------------|----------------|-----|
| 8. Dietra Caldwell | 2008-11 | 249 |
| 9. Norma Sierra | 1988-92 | 248 |
| 10. Jill Lewis | 1993-94, 95-96 | 231 |

OTHER MINERS 150+AST

| | | |
|-------------------------|--------------|------------|
| 11. Kasia Krezel | 2004-08 | 230 |
| 12. Christina Mata | 1997-01 | 211 |
| 13. Katarina Zec | 2016- | 208 |
| 14. Briana Green | 2008-12 | 206 |
| 15. Cameasha Turner | 2012-16 | 196 |
| 16. Jenzel Nash | 2011-16 | 194 |
| 17. Vaida Zagurskyte | 2002-04 | 182 |
| 18. Michelle Montoya | 1995-95 | 179 |
| 19. Sonya Howell | 1988-90 | 178 |
| 20. Noni Wharemate | 2002-04 | 177 |
| 21. Heather Estey | 1985-87 | 173 |
| Martha Contreras | 1986-88 | 173 |
| 23. Lenore Dembs | 1983-85 | 159 |
| 24. Stacie Telles | 2013-15 | 158 |
| 25. Natasha Lacy | 2007-08 | 156 |
| 26. Faith Cook | 2016-18 | 153 |
| 27. Kayla Thornton | 2010-14 | 152 |
| Jonna Launiainen | 2003-07 | 152 |

ASSISTS AVERAGE (MIN. 125 ASSISTS)

| PLAYER | YEARS | AVG |
|--------------------------|--------------|------------|
| 1. Jareica Hughes | 2006-10 | 5.2 |
| 2. Katia Gallegos | 2019- | 5.1 |
| 3. Natasha Lacy | 2007-08 | 4.8 |
| 4. Shalana Taylor | 2004-07 | 4.4 |
| 5. Starr Breedlove | 2015-16 | 3.8 |
| Vaida Zagurskyte | 2002-04 | 3.8 |
| 7. Heather Estey | 1985-97 | 3.7 |
| 8. Sonya Howell | 1988-90 | 3.6 |
| 9. Martha Contreras | 1986-88 | 3.5 |
| 10. Sharon Jackson | 1982-84 | 3.4 |

STEALS

| PLAYER | YEARS | STL |
|--------------------|----------------|-----|
| 1. Jareica Hughes | 2006-10 | 277 |
| 2. Kayla Thornton | 2010-14 | 217 |
| 3. Terri Pedregon | 1991-95 | 210 |
| 4. Ana Valtierra | 2002-07 | 175 |
| 5. Jenzel Nash | 2011-16 | 174 |
| 6. Cameasha Turner | 2012-16 | 162 |
| 7. Kasia Krezel | 2004-08 | 158 |
| 8. Kristi Lattin | 1995-99 | 156 |
| 9. Norma Sierra | 1988-92 | 146 |
| 10. Jill Lewis | 1993-94, 95-96 | 141 |

OTHER MINERS 75+STL

| | | |
|-----------------------|----------------|-----|
| 11. Holly Russ | 1990-92 | 134 |
| 12. Christina Mata | 1997-01 | 133 |
| 13. Kelli Willingham | 2010-14 | 131 |
| 14. Timika Williams | 2006-10 | 129 |
| 15. Martha Contreras | 1986-88 | 122 |
| 16. Sonya Howell | 1988-90 | 120 |
| Kiana Taylor | 1993-96, 97-98 | 120 |
| 18. Chrishauna Parker | 2011-16 | 116 |
| 19. Dietra Caldwell | 2008-11 | 115 |
| 20. Lenore Dembs | 1983-85 | 108 |
| Natasha Lacy | 2007-08 | 108 |
| 22. Starr Breedlove | 2015-16 | 107 |
| 23. Chris Hall | 1985-89 | 106 |
| 24. Lulu McKinney | 2014-17 | 104 |
| 25. Shalana Taylor | 2004-07 | 94 |
| Charnette Phelps | 2003-07 | 94 |
| 27. Charsa Palamore | 1989-91 | 92 |
| 28. Sparkle Taylor | 2013-17 | 89 |
| Gloria Brown | 2010-12 | 89 |
| 30. Angie McGee | 2002-05 | 87 |
| 31. Briana Green | 2008-12 | 80 |
| 32. Tyeasha Tolliver | 1993-95 | 77 |
| 33. Dragana Zoric | 2001-03 | 76 |
| Marcella Lopez | 1982-86 | 76 |

STEALS AVERAGE (MIN. 100 STEALS)

| PLAYER | YEARS | AVG |
|--------------------|----------------|-----|
| 1. Natasha Lacy | 2007-08 | 3.4 |
| 2. Starr Breedlove | 2015-16 | 3.1 |
| 3. Holly Russ | 1990-92 | 2.5 |
| 4. Jareica Hughes | 2006-10 | 2.4 |
| Sonya Howell | 1988-90 | 2.4 |
| Martha Contreras | 1986-88 | 2.4 |
| 7. Terri Pedregon | 1991-95 | 1.9 |
| Lenore Dembs | 1983-85 | 1.9 |
| 9. Jill Lewis | 1993-94, 95-96 | 1.8 |

| | | |
|-------------------|---------|-----|
| 10. Ana Valtierra | 2002-07 | 1.5 |
| Kristi Lattin | 1995-99 | 1.5 |

BLOCKED SHOTS

| PLAYER | YEARS | BLK |
|----------------------|----------------|-----|
| 1. Kim Watts | 1978-82 | 264 |
| 2. Izabela Piekarska | 2004-08 | 252 |
| 3. Kristine Vitola | 2009-14 | 190 |
| 4. Gloria Brown | 2010-12 | 162 |
| 5. Marta Dydek | 2003-05 | 100 |
| 6. Tamara Seda | 2015-18 | 89 |
| 7. Dee Caine | 1981-85 | 68 |
| 8. Kayla Thornton | 2010-14 | 67 |
| 9. Kiana Taylor | 1993-96, 97-98 | 65 |
| 10. Timika Williams | 2006-10 | 63 |

OTHER MINERS 30+ BLK

| | | |
|------------------------|---------|----|
| 11. Zuzanna Puc | 2016-19 | 56 |
| 12. Donetta Yellets | 1985-87 | 54 |
| 13. Daeshianna McCants | 2014-15 | 40 |
| 14. Vernita Gant | 1985-87 | 39 |
| 15. Fannie Goodwin | 2008-09 | 38 |
| 16. Charnette Phelps | 2003-07 | 35 |
| 17. Ana Valtierra | 2002-07 | 34 |
| 18. Kristi Lattin | 1995-99 | 33 |
| 19. Ax Bernard | 2016-17 | 32 |
| Claudia Porras | 2006-08 | 32 |
| Kanequa Chancellor | 1994-98 | 32 |
| Leslie Kilmer | 1987-90 | 32 |

BLOCKS AVERAGE (MIN. 50 BLOCKS)

| PLAYER | YEARS | AVG |
|-----------------------|----------------|-----|
| 1. Gloria Brown | 2010-12 | 2.6 |
| 2. Kim Watts | 1978-82 | 2.5 |
| 3. Izabela Piekarska | 2004-08 | 2.1 |
| 4. Marta Dydek | 2003-05 | 1.7 |
| 5. Kristine Vitola | 2009-14 | 1.4 |
| 6. Donetta Yellets | 1985-87 | 1.2 |
| 7. Tamara Seda | 2015-18 | 0.9 |
| 8. Dee Caine | 1981-85 | 0.8 |
| 9. Daeshianna McCants | 2014-16 | 0.7 |
| 10. Zuzanna Puc | 2016-19 | 0.6 |
| Kiana Taylor | 1993-96, 97-98 | 0.6 |

DOUBLE-DOUBLES

| PLAYER | YEARS | DD |
|-----------------------|----------------|----|
| 1. Kayla Thornton | 2010-14 | 40 |
| 2. Tamara Seda | 2015-18 | 26 |
| 3. Amy Pack | 1999-01 | 22 |
| 4. Gloria Brown | 2010-12 | 20 |
| Kiana Taylor | 1993-96, 97-98 | 20 |
| 6. Dragana Zoric | 2001-03 | 18 |
| 7. Chrishauna Parker | 2011-16 | 15 |
| 8. Kanequa Chancellor | 1994-98 | 13 |
| Monica Ramirez | 1991-94 | 13 |
| 10. Lisa Watson | 1987-89 | 12 |

OTHER MINERS 10+DOUBLE-DOUBLES

| | | |
|---------------------|---------|----|
| 11. Timika Williams | 2006-10 | 11 |
| Chris Hall | 1985-89 | 11 |
| 13. Zuzanna Puc | 2016-19 | 10 |
| Charnette Phelps | 2003-07 | 10 |
| Charsa Palamore | 1989-91 | 10 |
| Vernita Gant | 1985-87 | 10 |

Bold denotes active players

2019-20 BOX SCORES

UCR vs UTEP 11/9/19 7 p.m. at El Paso, Texas (Don Haskins Center)

UCR 50 • 1-2

| ## | Player | Total | | | 3-Ptr | | | Rebounds | | | PF | TP | A | TO | Blk | Stl | Min |
|----|-----------------|--------|--------|--------|--------|--------|--------|----------|-----|-----|----|----|---|----|-----|-----|-----|
| | | FG-FGA | FG-FGA | FT-FTA | FG-FGA | FG-FGA | FT-FTA | Off | Def | Tot | | | | | | | |
| 02 | Marina Ewodo | f | 2-9 | 1-5 | 2-2 | 5 | 2 | 7 | 4 | 7 | 2 | 6 | 3 | 2 | 36 | | |
| 22 | Skyler Lewis | f | 3-7 | 0-0 | 0-0 | 1 | 4 | 5 | 4 | 6 | 0 | 5 | 1 | 0 | 29 | | |
| 24 | Daphne Gnago | f | 5-6 | 0-0 | 4-7 | 4 | 7 | 11 | 1 | 14 | 1 | 2 | 0 | 1 | 30 | | |
| 00 | Ann Jernigan | g | 2-4 | 0-2 | 1-2 | 1 | 3 | 4 | 5 | 5 | 1 | 3 | 0 | 2 | 17 | | |
| 05 | Lauryn Pointer | g | 0-3 | 0-3 | 0-0 | 0 | 3 | 3 | 1 | 0 | 2 | 2 | 0 | 0 | 22 | | |
| 10 | Keilanei Cooper | g | 2-4 | 0-1 | 6-8 | 0 | 0 | 0 | 4 | 10 | 1 | 3 | 0 | 0 | 15 | | |
| 13 | Georgia OhiaerI | g | 0-0 | 0-0 | 0-0 | 0 | 0 | 0 | 0 | 0 | 0 | 0 | 1 | 5 | | | |
| 21 | Andriana Kasapi | g | 2-4 | 0-2 | 0-0 | 0 | 1 | 1 | 3 | 4 | 1 | 3 | 0 | 1 | 20 | | |
| 32 | Bryanna Brady | g | 1-2 | 0-0 | 0-0 | 0 | 3 | 3 | 0 | 2 | 0 | 1 | 1 | 0 | 14 | | |
| 43 | Jalyn Clay | g | 1-2 | 0-0 | 0-0 | 0 | 1 | 1 | 5 | 2 | 1 | 3 | 0 | 0 | 12 | | |
| | Team | | | | | 0 | 5 | 5 | | | | | | | | | |
| | Totals | | 18-41 | 1-13 | 13-19 | 11 | 29 | 40 | 27 | 50 | 9 | 28 | 5 | 7 | 200 | | |

| | | | | | | | | | | | | | | | | |
|-----------|-----|-------|------|------|-------|------|-----|--------|------|-------|-------|-------|-------|-------|----------|---|
| 1st FG %: | 2-7 | 28.6% | 2nd: | 2-8 | 25.0% | 3rd: | 4-8 | 50.0% | 4th: | 10-18 | 55.6% | Game: | 18-41 | 43.9% | Deadball | |
| 3FG %: | 0-1 | 0.0% | | 0-2 | 0.0% | | 0-3 | 0.0% | | 1-7 | 14.3% | | 1-13 | 7.7% | Rebounds | 2 |
| FT %: | 0-1 | 0.0% | | 6-10 | 60.0% | | 6-6 | 100.0% | | 1-2 | 50.0% | | 13-19 | 68.4% | | |

UTEP 63 • 1-0

| ## | Player | Total | | | 3-Ptr | | | Rebounds | | | PF | TP | A | TO | Blk | Stl | Min |
|----|-----------------|--------|--------|--------|--------|--------|--------|----------|-----|-----|----|----|---|----|-----|-----|-----|
| | | FG-FGA | FG-FGA | FT-FTA | FG-FGA | FG-FGA | FT-FTA | Off | Def | Tot | | | | | | | |
| 33 | Michelle Pruitt | f | 2-7 | 0-0 | 4-8 | 6 | 4 | 10 | 0 | 8 | 0 | 1 | 0 | 1 | 27 | | |
| 03 | Katia Gallegos | g | 3-12 | 1-7 | 2-3 | 0 | 4 | 4 | 2 | 9 | 5 | 0 | 0 | 2 | 34 | | |
| 12 | Ariona Gill | g | 1-7 | 0-2 | 0-0 | 4 | 0 | 4 | 2 | 2 | 0 | 2 | 0 | 2 | 14 | | |
| 13 | Sabine Lipe | g | 2-5 | 1-3 | 0-2 | 1 | 0 | 1 | 2 | 5 | 0 | 0 | 0 | 0 | 9 | | |
| 44 | Katarina Zec | g | 5-8 | 4-4 | 4-5 | 2 | 3 | 5 | 3 | 18 | 2 | 3 | 0 | 1 | 31 | | |
| 01 | Arina Khlopkova | g | 2-6 | 0-3 | 2-2 | 1 | 1 | 2 | 1 | 6 | 0 | 1 | 0 | 0 | 17 | | |
| 02 | Tia Bradshaw | g | 0-1 | 0-0 | 0-0 | 0 | 0 | 0 | 2 | 0 | 0 | 2 | 0 | 0 | 7 | | |
| 04 | Neidy Ocuane | g | 0-1 | 0-1 | 0-0 | 0 | 0 | 0 | 1 | 0 | 0 | 1 | 0 | 0 | 3 | | |
| 10 | Jade Rochelle | g | 0-1 | 0-0 | 0-0 | 0 | 0 | 0 | 1 | 0 | 0 | 0 | 0 | 0 | 3 | | |
| 15 | Avery Crouse | g | 2-9 | 0-1 | 2-2 | 1 | 1 | 2 | 2 | 6 | 3 | 1 | 0 | 1 | 29 | | |
| 22 | DeJaNae Roebuck | g | 2-3 | 0-0 | 3-6 | 1 | 1 | 2 | 2 | 7 | 1 | 1 | 0 | 1 | 16 | | |
| 31 | Tatyana Modawar | g | 0-0 | 0-0 | 2-2 | 0 | 0 | 0 | 3 | 2 | 1 | 1 | 0 | 0 | 10 | | |
| | Team | | | | | 3 | 2 | 5 | | | | | | | | | |
| | Totals | | 18-41 | 6-21 | 19-30 | 19 | 16 | 35 | 23 | 63 | 12 | 15 | 0 | 8 | 200 | | |

| | | | | | | | | | | | | | | | | |
|-----------|------|-------|------|------|-------|------|------|-------|------|------|-------|-------|-------|-------|----------|---|
| 1st FG %: | 6-16 | 37.5% | 2nd: | 5-12 | 41.7% | 3rd: | 4-15 | 26.7% | 4th: | 4-17 | 23.5% | Game: | 19-60 | 31.7% | Deadball | |
| 3FG %: | 2-6 | 33.3% | | 1-3 | 33.3% | | 2-7 | 28.6% | | 1-5 | 20.0% | | 6-21 | 28.6% | Rebounds | 4 |
| FT %: | 0-2 | 0.0% | | 8-12 | 66.7% | | 3-7 | 42.9% | | 8-9 | 88.9% | | 19-30 | 63.3% | | |

Officials: Bill Larence, Ryan Durham, Felicity Willis
 Technical fouls: UCR-None. UTEP-None.
 Attendance: 844

| Score by periods | 1st | 2nd | 3rd | 4th | Total |
|------------------|-----|-----|-----|-----|-------|
| UCR | 4 | 10 | 14 | 22 | 50 |
| UTEP | 14 | 19 | 13 | 17 | 63 |

| Points | In | Off | 2nd | Fast | Bench |
|--------|----|-----|-----|------|-------|
| UCRWB | 26 | 8 | 10 | 17 | 18 |
| UTEPW | 24 | 25 | 11 | 9 | 21 |

Last FG - UCRWB 4th-00:10, UTEPW 4th-01:04.
 Largest lead - UCRWB None, UTEPW by 21 2nd-03:43.
 UCRWB led for 00:00. UTEPW led for 39:10. Game was tied for 00:50.

Score tied - 0 times.
 Lead changed - 0 times.

Alcorn State vs UTEP 11/16/19 1 p.m. at El Paso, Texas (Don Haskins Center)

Alcorn State 47 • 0-4

| ## | Player | Total | | | 3-Ptr | | | Rebounds | | | PF | TP | A | TO | Blk | Stl | Min |
|----|------------------|--------|--------|--------|--------|--------|--------|----------|-----|-----|----|----|---|----|-----|-----|-----|
| | | FG-FGA | FG-FGA | FT-FTA | FG-FGA | FG-FGA | FT-FTA | Off | Def | Tot | | | | | | | |
| 10 | Bernard Jamaysha | c | 1-2 | 0-0 | 0-0 | 0 | 0 | 0 | 1 | 2 | 0 | 1 | 1 | 0 | 9 | | |
| 00 | Rascoe LaRae | g | 4-11 | 2-5 | 3-4 | 2 | 1 | 3 | 1 | 13 | 2 | 4 | 0 | 4 | 32 | | |
| 15 | Hall Diamond | g | 0-6 | 0-2 | 1-2 | 0 | 1 | 1 | 2 | 1 | 0 | 2 | 0 | 1 | 16 | | |
| 30 | Kirkland Aysa | g | 2-4 | 0-0 | 0-0 | 2 | 1 | 3 | 1 | 4 | 1 | 0 | 0 | 0 | 26 | | |
| 32 | Hargrove Jada | g | 2-6 | 0-1 | 5-6 | 1 | 1 | 2 | 3 | 9 | 1 | 4 | 0 | 1 | 22 | | |
| 02 | Walker Charisma | g | 2-7 | 0-0 | 0-0 | 0 | 2 | 4 | 4 | 1 | 3 | 0 | 1 | 1 | 15 | | |
| 03 | McAlphina Nia | g | 1-1 | 0-0 | 0-0 | 0 | 0 | 0 | 3 | 2 | 1 | 4 | 1 | 2 | 16 | | |
| 13 | Clark Kirdis | g | 1-5 | 0-1 | 2-3 | 1 | 5 | 6 | 2 | 4 | 0 | 3 | 0 | 0 | 19 | | |
| 14 | Obillo Cayla | g | 0-2 | 0-1 | 1-2 | 0 | 3 | 3 | 2 | 1 | 3 | 1 | 0 | 1 | 13 | | |
| 21 | Wheeler Aja | g | 3-4 | 0-0 | 0-0 | 0 | 0 | 0 | 3 | 6 | 1 | 3 | 0 | 4 | 14 | | |
| 24 | Malwal Nyenkeer | g | 0-0 | 0-0 | 0-0 | 0 | 0 | 0 | 0 | 0 | 0 | 0 | 0 | 0 | 4 | | |
| 42 | Broughton Bria | g | 0-2 | 0-0 | 1-2 | 0 | 0 | 0 | 4 | 1 | 0 | 3 | 0 | 0 | 18 | | |
| | Team | | | | | 3 | 3 | 6 | | | | | | | | | |
| | Totals | | 16-50 | 2-10 | 13-19 | 9 | 17 | 26 | 26 | 47 | 10 | 28 | 2 | 14 | 200 | | |

| | | | | | | | | | | | | | | | | |
|-----------|------|-------|------|------|-------|------|------|-------|------|-----|-------|-------|-------|-------|----------|---|
| 1st FG %: | 4-18 | 22.2% | 2nd: | 6-11 | 54.5% | 3rd: | 3-13 | 23.1% | 4th: | 3-8 | 37.5% | Game: | 16-50 | 32.0% | Deadball | |
| 3FG %: | 1-5 | 20.0% | | 1-2 | 50.0% | | 0-2 | 0.0% | | 0-1 | 0.0% | | 2-10 | 20.0% | Rebounds | 2 |
| FT %: | 1-2 | 50.0% | | 1-3 | 33.3% | | 7-8 | 87.5% | | 4-6 | 66.7% | | 13-19 | 68.4% | | |

UTEP 92 • 3-0

| ## | Player | Total | | | 3-Ptr | | | Rebounds | | | PF | TP | A | TO | Blk | Stl | Min |
|----|-----------------|--------|--------|--------|--------|--------|--------|----------|-----|-----|----|----|---|----|-----|-----|-----|
| | | FG-FGA | FG-FGA | FT-FTA | FG-FGA | FG-FGA | FT-FTA | Off | Def | Tot | | | | | | | |
| 33 | Michelle Pruitt | f | 6-7 | 0-0 | 1-2 | 1 | 3 | 4 | 1 | 13 | 2 | 0 | 0 | 1 | 18 | | |
| 03 | Katia Gallegos | g | 0-2 | 0-2 | 4-4 | 0 | 1 | 1 | 0 | 4 | 3 | 1 | 0 | 1 | 15 | | |
| 12 | Ariona Gill | g | 6-8 | 2-3 | 0-0 | 2 | 5 | 7 | 2 | 14 | 4 | 3 | 0 | 1 | 19 | | |
| 15 | Avery Crouse | g | 3-5 | 3-4 | 1-2 | 1 | 1 | 2 | 0 | 10 | 1 | 2 | 0 | 1 | 15 | | |
| 44 | Katarina Zec | g | 6-10 | 2-5 | 3-3 | 1 | 5 | 6 | 1 | 17 | 4 | 1 | 0 | 1 | 20 | | |
| 01 | Arina Khlopkova | g | 1-4 | 0-3 | 0-0 | 0 | 0 | 0 | 2 | 2 | 1 | 2 | 0 | 2 | 20 | | |
| 02 | Tia Bradshaw | g | 2-4 | 0-1 | 0-0 | 1 | 0 | 1 | 4 | 3 | 6 | 0 | 0 | 0 | 15 | | |
| 04 | Neidy Ocuane | g | 0-1 | 0-1 | 0-0 | 0 | 0 | 0 | 0 | 0 | 2 | 0 | 1 | 1 | 8 | | |
| 10 | Jade Rochelle | g | 1-3 | 0-1 | 0-0 | 1 | 2 | 3 | 2 | 2 | 0 | 2 | 0 | 1 | 14 | | |
| 13 | Sabine Lipe | g | 2-5 | 1-2 | 0-2 | 1 | 4 | 5 | 2 | 5 | 2 | 1 | 3 | 1 | 14 | | |
| 22 | DeJaNae Roebuck | g | 2-5 | 0-0 | 3-3 | 1 | 2 | 3 | 7 | 2 | 2 | 2 | 1 | 17 | | | |
| 25 | Ariana Taylor | g | 4-5 | 0-0 | 1-2 | 1 | 2 | 3 | 2 | 9 | 1 | 2 | 1 | 0 | 14 | | |
| 31 | Tatyana Modawar | g | 1-3 | 1-1 | 2-2 | 1 | 1 | 2 | 3 | 5 | 0 | 1 | 0 | 1 | 11 | | |
| | Team | | | | | 4 | 3 | 7 | | | | | | | | | |
| | Totals | | 34-62 | 9-23 | 15-20 | 15 | 29 | 44 | 19 | 92 | 23 | 25 | 6 | 12 | 200 | | |

| | | | | | | | | | | | | | | | | |
|-----------|-------|--------|------|------|-------|------|------|-------|------|------|-------|-------|-------|-------|----------|---|
| 1st FG %: | 11-16 | 68.8% | 2nd: | 7-15 | 46.7% | 3rd: | 9-16 | 56.3% | 4th: | 7-15 | 46.7% | Game: | 34-62 | 54.8% | Deadball | |
| 3FG %: | 4-6 | 66.7% | | 1-6 | 16.7% | | 2-6 | 33.3% | | 2-5 | 40.0% | | 9-23 | 39.1% | Rebounds | 1 |
| FT %: | 2-2 | 100.0% | | 3-6 | 50.0% | | 6-7 | 85.7% | | 4-5 | 80.0% | | 15-20 | 75.0% | | |

Officials: Brian Garland, Timothy Resch, Jaclyn Watson
 Technical fouls: Alcorn State-None. UTEP-None.
 Attendance: 573

| Score by periods | 1st | 2nd | 3rd | 4th | Total |
|------------------|-----|-----|-----|-----|-------|
| Alcorn State | 10 | 14 | 13 | 10 | 47 |
| UTEP | 28 | 18 | 26 | 20 | 92 |

| Points | In | Off | 2nd | Fast | Bench |
|--------|----|-----|-----|------|-------|
| ALCN | 22 | 13 | 7 | 14 | 18 |
| UTEPW | 47 | 27 | 16 | 26 | 34 |

Last FG - ALCN 4th-01:53, UTEPW 4th-02:25.
 Largest lead - ALCN None, UTEPW by 48 4th-05:44.
 ALCN led for 00:00. UTEPW led for 38:56. Game was tied for 01:04.

Score tied - 0 times.
 Lead changed - 0 times.

UTEP vs New Mexico St. 11/13/19 6:00 pm at

UTEP 63 • 2-0,0-0 C-USA

| ## | Player | Total | | | 3-Ptr | | | Rebounds | | | PF | TP | A | TO | Blk | Stl | Min |
|----|-------------|--------|--------|--------|--------|--------|--------|----------|-----|-----|----|----|---|----|-----|-----|-----|
| | | FG-FGA | FG-FGA | FT-FTA | FG-FGA | FG-FGA | FT-FTA | Off | Def | Tot | | | | | | | |
| 12 | Ariona Gill | f | 3-6 | 0-1 | 1-2 | 2 | 6 | 8 | 4 | 7 | 1 | 2 | 0 | 0 | | | |

2019-20 BOX SCORES

New Mexico St. vs UTEP

11/23/19 7 p.m. at El Paso, Texas (Don Haskins Center)

New Mexico St. 45 • 1-5

| # | Player | Total | | | 3-Ptr | | | Rebounds | | | PF | TP | A | TO | Blk | Stl | Min |
|--------|---------------------|--------|--------|--------|--------|--------|--------|----------|-----|-----|----|----|---|----|-----|-----|-----|
| | | FG-FGA | FG-FGA | FT-FTA | FG-FGA | FG-FGA | FT-FTA | Off | Def | Tot | | | | | | | |
| 14 | Nana Sule | f | 0-2 | 0-0 | 0-2 | 2 | 1 | 3 | 1 | 0 | 0 | 3 | 1 | 2 | 25 | | |
| 24 | Adenike Aderinto | f | 1-4 | 0-0 | 2-2 | 2 | 1 | 3 | 2 | 4 | 1 | 0 | 0 | 5 | 20 | | |
| 11 | Soufiah Inoussa | g | 2-7 | 0-1 | 0-0 | 2 | 0 | 2 | 4 | 4 | 2 | 2 | 0 | 0 | 23 | | |
| 23 | Aaliyah Prince | g | 5-12 | 0-1 | 0-0 | 1 | 2 | 3 | 1 | 10 | 0 | 4 | 0 | 2 | 30 | | |
| 30 | Gia Pack | g | 9-20 | 0-5 | 0-1 | 1 | 5 | 6 | 1 | 18 | 0 | 3 | 2 | 1 | 34 | | |
| 01 | Shania Harper | g | 2-2 | 0-0 | 0-0 | 1 | 4 | 5 | 2 | 4 | 1 | 1 | 0 | 0 | 11 | | |
| 10 | Adrianna Hendersson | g | 0-4 | 0-1 | 0-0 | 0 | 2 | 2 | 0 | 0 | 1 | 4 | 0 | 1 | 17 | | |
| 20 | Amanda Soderqvist | g | 1-6 | 0-5 | 0-0 | 0 | 0 | 0 | 0 | 2 | 0 | 0 | 0 | 1 | 18 | | |
| 21 | Rodrea Echols | g | 1-4 | 1-2 | 0-0 | 0 | 2 | 2 | 0 | 3 | 1 | 2 | 0 | 0 | 12 | | |
| 42 | Micayla Buckner | g | 0-1 | 0-0 | 0-0 | 0 | 1 | 1 | 1 | 0 | 0 | 0 | 0 | 1 | 10 | | |
| Team | | | | | | 3 0 3 | | | | | | | | | | | |
| Totals | | | 21-62 | 1-15 | 2-5 | 12 | 18 | 30 | 12 | 45 | 6 | 19 | 3 | 13 | 200 | | |

| | | | | | | | | | | | | |
|-------------|------|-------|-----------|-------|-----------|--------|------------|-------|-------|-------|-------|----------|
| 1st - FG %: | 3-13 | 23.1% | 2nd: 5-16 | 31.3% | 3rd: 3-14 | 21.4% | 4th: 10-19 | 52.6% | Game: | 21-62 | 33.9% | Deadball |
| 3FG %: | 1-4 | 25.0% | 0-4 | 0.0% | 0-4 | 0.0% | 0-1 | 0.0% | 1-6 | 16.7% | 2-8 | 25.0% |
| FT %: | 0-0 | 0.0% | 0-1 | 0.0% | 2-2 | 100.0% | 0-2 | 0.0% | 2-5 | 40.0% | 0-0 | 0.0% |

UTEP 65 • 4-1

| # | Player | Total | | | 3-Ptr | | | Rebounds | | | PF | TP | A | TO | Blk | Stl | Min |
|--------|-----------------|--------|--------|--------|--------|--------|--------|----------|-----|-----|----|----|---|----|-----|-----|-----|
| | | FG-FGA | FG-FGA | FT-FTA | FG-FGA | FG-FGA | FT-FTA | Off | Def | Tot | | | | | | | |
| 12 | Ariona Gill | f | 6-10 | 1-3 | 0-0 | 4 | 7 | 11 | 0 | 13 | 1 | 3 | 2 | 0 | 26 | | |
| 33 | Michelle Pruitt | f | 2-4 | 0-0 | 0-0 | 2 | 3 | 5 | 0 | 4 | 1 | 5 | 0 | 2 | 15 | | |
| 03 | Katia Gallegos | g | 4-10 | 1-2 | 1-1 | 4 | 3 | 7 | 2 | 10 | 6 | 2 | 0 | 4 | 29 | | |
| 15 | Avery Crouse | g | 4-10 | 0-5 | 0-0 | 0 | 3 | 3 | 0 | 8 | 2 | 3 | 0 | 0 | 29 | | |
| 44 | Katarina Zec | g | 5-14 | 1-3 | 0-0 | 1 | 6 | 7 | 2 | 11 | 1 | 2 | 0 | 2 | 33 | | |
| 01 | Arina Khlopkova | g | 2-6 | 2-5 | 0-0 | 1 | 0 | 1 | 0 | 6 | 0 | 2 | 1 | 0 | 14 | | |
| 02 | Tia Bradshaw | g | 2-3 | 1-1 | 0-0 | 0 | 2 | 2 | 2 | 5 | 0 | 1 | 1 | 0 | 11 | | |
| 10 | Jade Rochelle | g | 0-1 | 0-0 | 0-0 | 0 | 1 | 0 | 0 | 0 | 1 | 0 | 0 | 0 | 3 | | |
| 13 | Sabine Lipe | g | 0-1 | 0-1 | 0-0 | 0 | 1 | 1 | 2 | 0 | 0 | 0 | 0 | 0 | 7 | | |
| 22 | DeJaNaE Roebuck | g | 0-3 | 0-1 | 0-0 | 0 | 2 | 2 | 0 | 0 | 1 | 3 | 0 | 0 | 9 | | |
| 25 | Ariana Taylor | g | 1-2 | 0-0 | 2-2 | 0 | 2 | 2 | 1 | 4 | 2 | 0 | 0 | 0 | 12 | | |
| 31 | Tatyana Modawar | g | 1-1 | 0-0 | 2-2 | 1 | 1 | 2 | 3 | 4 | 0 | 2 | 0 | 0 | 12 | | |
| Team | | | | | | 4 3 7 | | | | | | | | | | | |
| Totals | | | 27-65 | 6-21 | 5-5 | 20 | 31 | 51 | 14 | 65 | 15 | 23 | 4 | 8 | 200 | | |

| | | | | | | | | | | | | |
|-------------|------|--------|-----------|-------|-----------|--------|-----------|-------|-------|--------|-------|----------|
| 1st - FG %: | 4-16 | 25.0% | 2nd: 9-17 | 52.9% | 3rd: 9-19 | 47.4% | 4th: 5-13 | 38.5% | Game: | 27-65 | 41.5% | Deadball |
| 3FG %: | 0-6 | 0.0% | 2-4 | 50.0% | 2-6 | 33.3% | 2-5 | 40.0% | 6-21 | 28.6% | 0-0 | 0.0% |
| FT %: | 4-4 | 100.0% | 0-0 | 0.0% | 1-1 | 100.0% | 0-0 | 0.0% | 5-5 | 100.0% | 0-0 | 0.0% |

Officials: Angelica Suffren, Travis Jones, Jessica Fortner
 Technical fouls: New Mexico St.-None. UTEP-None.
 Attendance: 803

| Score by periods | 1st | 2nd | 3rd | 4th | Total |
|------------------|-----|-----|-----|-----|-------|
| New Mexico St. | 7 | 10 | 8 | 20 | 45 |
| UTEP | 12 | 20 | 21 | 12 | 65 |

| Points | In | Off | 2nd | Fast | Bench |
|--------|----|-----|-----|------|-------|
| NMSU | 28 | 22 | 8 | 18 | 9 |
| UTEPW | 40 | 19 | 11 | 13 | 19 |

Last FG - NMSU 4th-00:01, UTEPW 4th-00:47.
 Largest lead - NMSU None, UTEPW by 32 3rd-02:08.
 NMSU led for 00:00. UTEPW led for 38:53. Game was tied for 01:07.

Georgia State vs UTEP

11/30/19 7:30 p.m. at El Paso, Texas (Don Haskins Center)

Georgia State 68 • 1-5

| # | Player | Total | | | 3-Ptr | | | Rebounds | | | PF | TP | A | TO | Blk | Stl | Min |
|--------|----------------------|--------|--------|--------|--------|--------|--------|----------|-----|-----|----|----|---|----|-----|-----|-----|
| | | FG-FGA | FG-FGA | FT-FTA | FG-FGA | FG-FGA | FT-FTA | Off | Def | Tot | | | | | | | |
| 11 | Hosendove,Taylor | f | 6-8 | 0-0 | 9-12 | 7 | 12 | 19 | 5 | 21 | 4 | 10 | 1 | 1 | 35 | | |
| 30 | Miller-McCray,Shaqua | c | 2-3 | 0-0 | 0-0 | 2 | 4 | 6 | 4 | 4 | 0 | 1 | 6 | 3 | 36 | | |
| 10 | Dziak,Kamryn | g | 3-7 | 3-7 | 0-0 | 0 | 0 | 0 | 3 | 9 | 0 | 2 | 0 | 1 | 32 | | |
| 12 | Lyons,Tehya | g | 2-8 | 0-2 | 6-8 | 2 | 2 | 4 | 2 | 10 | 2 | 1 | 0 | 1 | 20 | | |
| 13 | Lewis,Jada | g | 6-12 | 2-5 | 3-4 | 0 | 2 | 2 | 4 | 17 | 0 | 2 | 0 | 2 | 28 | | |
| 01 | Taylor,Moriah | g | 0-2 | 0-2 | 0-0 | 0 | 0 | 0 | 0 | 2 | 0 | 1 | 0 | 0 | 14 | | |
| 04 | Johnson,Joelle | g | 0-0 | 0-0 | 0-0 | 0 | 1 | 1 | 1 | 0 | 0 | 0 | 0 | 0 | 4 | | |
| 15 | Ervin,Madison | g | 1-3 | 0-2 | 0-0 | 0 | 1 | 1 | 0 | 2 | 1 | 0 | 0 | 0 | 6 | | |
| 32 | Henderson,Taylor | g | 2-8 | 0-0 | 1-2 | 0 | 5 | 5 | 4 | 5 | 1 | 4 | 0 | 0 | 24 | | |
| 33 | Williams,Rakeah | g | 0-0 | 0-0 | 0-0 | 0 | 0 | 0 | 0 | 0 | 0 | 0 | 0 | 0 | 1 | | |
| Team | | | | | | 0 2 2 | | | | | | | | | | | |
| Totals | | | 22-51 | 5-18 | 19-26 | 11 | 29 | 40 | 25 | 68 | 9 | 20 | 7 | 8 | 200 | | |

| | | | | | | | | | | | | |
|-------------|------|-------|-----------|--------|-----------|-------|-----------|-------|-------|-------|-------|----------|
| 1st - FG %: | 3-13 | 38.5% | 2nd: 7-15 | 46.7% | 3rd: 7-11 | 63.6% | 4th: 3-12 | 25.0% | Game: | 22-51 | 43.1% | Deadball |
| 3FG %: | 5-6 | 50.0% | 1-5 | 20.0% | 1-5 | 20.0% | 0-2 | 0.0% | 5-18 | 27.8% | 0-0 | 0.0% |
| FT %: | 4-6 | 66.7% | 2-2 | 100.0% | 5-8 | 62.5% | 8-10 | 80.0% | 19-26 | 73.1% | 0-0 | 0.0% |

UTEP 71 • 6-1

| # | Player | Total | | | 3-Ptr | | | Rebounds | | | PF | TP | A | TO | Blk | Stl | Min |
|--------|-----------------|--------|--------|--------|--------|--------|--------|----------|-----|-----|----|----|---|----|-----|-----|-----|
| | | FG-FGA | FG-FGA | FT-FTA | FG-FGA | FG-FGA | FT-FTA | Off | Def | Tot | | | | | | | |
| 33 | Michelle Pruitt | f | 1-4 | 0-0 | 0-0 | 1 | 1 | 2 | 0 | 2 | 0 | 1 | 0 | 0 | 15 | | |
| 44 | Katarina Zec | f | 2-13 | 1-8 | 0-0 | 1 | 4 | 5 | 3 | 5 | 3 | 3 | 0 | 1 | 35 | | |
| 01 | Arina Khlopkova | g | 5-10 | 2-5 | 8-10 | 2 | 3 | 5 | 4 | 20 | 1 | 1 | 0 | 1 | 32 | | |
| 03 | Katia Gallegos | g | 4-8 | 1-2 | 2-2 | 3 | 5 | 8 | 4 | 11 | 4 | 2 | 0 | 1 | 26 | | |
| 15 | Avery Crouse | g | 3-7 | 2-4 | 5-6 | 1 | 2 | 3 | 1 | 13 | 2 | 1 | 0 | 2 | 26 | | |
| 02 | Tia Bradshaw | g | 2-5 | 0-1 | 2-4 | 0 | 1 | 1 | 2 | 6 | 1 | 1 | 0 | 2 | 14 | | |
| 10 | Jade Rochelle | g | 1-2 | 0-1 | 0-0 | 0 | 0 | 0 | 0 | 2 | 0 | 0 | 0 | 0 | 3 | | |
| 13 | Sabine Lipe | g | 1-3 | 0-0 | 2-2 | 1 | 3 | 4 | 2 | 4 | 4 | 1 | 0 | 1 | 23 | | |
| 22 | DeJaNaE Roebuck | g | 1-1 | 0-0 | 0-0 | 1 | 0 | 1 | 0 | 2 | 0 | 1 | 0 | 0 | 4 | | |
| 25 | Ariana Taylor | g | 3-5 | 0-1 | 0-0 | 0 | 2 | 2 | 2 | 6 | 0 | 0 | 0 | 0 | 14 | | |
| 31 | Tatyana Modawar | g | 0-4 | 0-1 | 0-0 | 0 | 1 | 1 | 1 | 0 | 0 | 0 | 0 | 0 | 8 | | |
| Team | | | | | | 4 1 5 | | | | | | | | | | | |
| Totals | | | 23-62 | 6-23 | 19-24 | 14 | 23 | 37 | 19 | 71 | 15 | 11 | 0 | 8 | 200 | | |

| | | | | | | | | | | | | |
|-------------|------|-------|-----------|-------|-----------|--------|-----------|-------|-------|-------|-------|----------|
| 1st - FG %: | 7-21 | 33.3% | 2nd: 9-17 | 52.9% | 3rd: 4-13 | 30.8% | 4th: 3-11 | 27.3% | Game: | 23-62 | 37.1% | Deadball |
| 3FG %: | 2-9 | 22.2% | 3-5 | 60.0% | 1-6 | 16.7% | 0-3 | 0.0% | 6-23 | 26.1% | 0-0 | 0.0% |
| FT %: | 0-0 | 0.0% | 5-6 | 83.3% | 6-6 | 100.0% | 8-12 | 66.7% | 19-24 | 79.2% | 0-0 | 0.0% |

Officials: Esrael Silva, Jaclyn Watson, Matt Krenek
 Technical fouls: Georgia State-None. UTEP-None.
 Attendance: 788

| Score by periods | 1st | 2nd | 3rd | 4th | Total |
|------------------|-----|-----|-----|-----|-------|
| Georgia State | 17 | 17 | 20 | 14 | 68 |
| UTEP | 16 | 26 | 15 | 14 | 71 |

| Points | In | Off | 2nd | Fast | Bench |
|--------|----|-----|-----|------|-------|
| GSU | 22 | 13 | 18 | 20 | 7 |
| UTEPW | 28 | 14 | 15 | 11 | 20 |

Last FG - GSU 4th-02:35, UTEPW 4th-01:42.
 Largest lead - GSU by 6 1st-06:15, UTEPW by 10 2nd-00:12.
 GSU led for 12:40. UTEPW led for 22:09. Game was tied for 05:11.

Score tied - 8 times.
 Lead changed - 9 times.

Western Michigan vs UTEP

11/29/19 3:30 p.m. at El Paso, Texas (Don Haskins Center)

Western Michigan 46 • 2-3

| # | Player | Total | | | 3-Ptr | | | Rebounds | | | PF | TP | A | TO | Blk | Stl | Min |
|----|--------------------|--------|--------|--------|--------|--------|--------|----------|-----|-----|----|----|---|----|-----|-----|-----|
| | | FG-FGA | FG-FGA | FT-FTA | FG-FGA | FG-FGA | FT-FTA | Off | Def | Tot | | | | | | | |
| 10 | Breanna Mobley | f | 4-12 | 0-0 | 3-4 | 6 | 4 | 10 | 2 | 11 | 2 | 0 | 2 | 1 | 33 | | |
| 24 | Leighah-Amori Wool | f | 5-12 | 0-4 | 1-3 | 2 | 4 | 6 | 4 | 11 | 2 | 4 | 0 | 3 | 34 | | |
| 05 | Chelayne Bailey | g | 0-3 | 0-3 | 0-0 | 0 | 1 | 1 | 4 | 0 | 0 | 2 | 0 | 2 | 28 | | |
| 11 | Kamrin Reed | g | 2-8 | 1-7 | 0-0 | 0 | 0 | 0 | 1 | 5 | 1 | 2 | 0 | 2 | 22 | | |
| 23 | Jordan Walker | g | 4-11 | 1-5 | 2-2 | 0 | 4 | 4 | 3 | 11 | 0 | 2 | 0 | 0 | 21 | | |
| 02 | Maddie Watters | g | 1-7 | 1-7 | 0-0 | 1 | 0 | 1 | 2 | 3 | 1 | 2 | 0 | 1 | 20 | | |
| 03 | Jillian Fletcher | g | 1-2 | 0-1 | 0-0 | 0 | 0 | 0 | 0</ | | | | | | | | |

2019-20 BOX SCORES

Official Basketball Box Score - Same Team - Final Statistics

#20 Arizona vs UTEP
12/7/19 1 p.m. at El Paso, Texas (Don Haskins Center)

#20 Arizona 54 • 9-0

| ## | Player | Total | | | 3-Ptr | | | Rebounds | | | PF | TP | A | TO | Blk | Stl | Min |
|--------|---------------------|--------|--------|--------|--------|--------|--------|----------|-----|-----|----|----|---|----|-----|-----|-----|
| | | FG-FGA | FG-FGA | FT-FTA | FG-FGA | FG-FGA | FT-FTA | Off | Def | Tot | | | | | | | |
| 14 | Thomas,Sam | f | 4-10 | 0-3 | 4-4 | 1 | 5 | 6 | 2 | 12 | 1 | 4 | 3 | 1 | 3 | 3 | |
| 25 | Reese,Cate | f | 8-13 | 0-0 | 3-5 | 4 | 13 | 17 | 4 | 19 | 1 | 6 | 3 | 1 | 3 | 3 | |
| 34 | Smith,Semaj | c | 2-3 | 0-0 | 0-0 | 2 | 5 | 7 | 4 | 4 | 0 | 3 | 1 | 0 | 1 | 4 | |
| 00 | Carter,Amari | g | 0-6 | 0-2 | 1-2 | 0 | 3 | 3 | 2 | 1 | 2 | 0 | 4 | 3 | 3 | 4 | |
| 02 | McDonald,Aari | g | 4-14 | 0-5 | 5-8 | 1 | 4 | 5 | 4 | 13 | 1 | 7 | 0 | 3 | 2 | 1 | |
| 03 | Manumaleuga,Tara | g | 0-1 | 0-1 | 1-2 | 0 | 1 | 1 | 0 | 1 | 0 | 0 | 0 | 0 | 1 | 1 | |
| 04 | Alonso,Lucia | g | 1-1 | 1-1 | 1-2 | 0 | 1 | 1 | 2 | 4 | 4 | 1 | 1 | 0 | 3 | 1 | |
| 15 | Benonysdottir,Birna | g | 0-0 | 0-0 | 0-0 | 0 | 0 | 1 | 0 | 0 | 0 | 0 | 0 | 0 | 0 | 1 | |
| 24 | Nixon,Bryce | g | 0-2 | 0-2 | 0-0 | 0 | 0 | 0 | 0 | 0 | 0 | 0 | 0 | 0 | 0 | 1 | |
| Team | | | | | | 1 | 3 | 4 | | | | | | | | | |
| Totals | | | 19-50 | 1-14 | 15-23 | 9 | 36 | 45 | 18 | 54 | 8 | 23 | 8 | 10 | 20 | | |

1st - FG %: 10-19 52.6% 2nd: 4-8 50.0% 3rd: 4-14 28.6% 4th: 1-9 11.1% Game: 19-50 38.0% Deadball Rebound: 3
3FG %: 0-3 0.0% 0-2 0.0% 1-5 20.0% 0-4 0.0% 1-14 7.1% 15-23 65.2%
FT %: 1-2 50.0% 4-6 66.7% 5-8 62.5% 5-7 71.4%

UTEP 43 • 7-2

| ## | Player | Total | | | 3-Ptr | | | Rebounds | | | PF | TP | A | TO | Blk | Stl | Min |
|--------|-----------------|--------|--------|--------|--------|--------|--------|----------|-----|-----|----|----|---|----|-----|-----|-----|
| | | FG-FGA | FG-FGA | FT-FTA | FG-FGA | FG-FGA | FT-FTA | Off | Def | Tot | | | | | | | |
| 01 | Arina Khlopkova | f | 2-4 | 0-1 | 0-0 | 2 | 1 | 3 | 0 | 4 | 0 | 2 | 0 | 0 | 2 | 2 | |
| 12 | Ariona Gill | f | 3-9 | 0-2 | 5-8 | 0 | 7 | 7 | 5 | 11 | 2 | 2 | 0 | 4 | 3 | 1 | |
| 03 | Katia Gallegos | g | 4-16 | 0-3 | 2-3 | 2 | 7 | 9 | 3 | 10 | 4 | 4 | 0 | 2 | 3 | 1 | |
| 15 | Avery Crouse | g | 1-5 | 1-4 | 2-2 | 1 | 1 | 2 | 4 | 5 | 1 | 2 | 1 | 0 | 3 | 1 | |
| 44 | Katarina Zec | g | 1-7 | 1-3 | 1-2 | 0 | 4 | 4 | 5 | 4 | 0 | 4 | 0 | 1 | 1 | 1 | |
| 02 | Tia Bradshaw | g | 0-2 | 0-0 | 0-0 | 0 | 0 | 0 | 1 | 0 | 0 | 2 | 0 | 0 | 0 | 1 | |
| 10 | Jade Rochelle | g | 0-2 | 0-1 | 0-0 | 1 | 0 | 1 | 0 | 0 | 0 | 0 | 0 | 0 | 0 | 1 | |
| 13 | Sabine Lipe | g | 2-3 | 1-2 | 0-0 | 0 | 0 | 0 | 4 | 5 | 0 | 2 | 0 | 0 | 1 | 1 | |
| 22 | DeJaNae Roebuck | g | 1-1 | 0-0 | 0-0 | 1 | 0 | 1 | 0 | 2 | 0 | 1 | 0 | 0 | 0 | 1 | |
| 25 | Ariana Taylor | g | 1-9 | 0-1 | 0-0 | 1 | 6 | 7 | 2 | 2 | 0 | 2 | 0 | 0 | 2 | 1 | |
| Team | | | | | | 4 | 1 | 5 | | | | | | | | | |
| Totals | | | 15-58 | 3-17 | 10-15 | 12 | 27 | 39 | 24 | 43 | 7 | 21 | 1 | 7 | 20 | | |

1st - FG %: 6-14 42.9% 2nd: 1-8 12.5% 3rd: 3-10 30.0% 4th: 5-16 31.3% Game: 15-58 25.9% Deadball Rebound: 0
3FG %: 2-4 50.0% 0-5 0.0% 0-3 0.0% 1-4 25.0% 3-17 17.6% 10-15 66.7%
FT %: 0-0 0.0% 1-2 50.0% 6-8 75.0% 3-5 60.0%

Officials: Scott Yarbrough, Metta Christensen, Kelly Broomfield
Technical fouls: #20 Arizona-None. UTEP-None.
Attendance: 1019

| Score by periods | 1st | 2nd | 3rd | 4th | Total |
|------------------|-----|-----|-----|-----|-------|
| #20 Arizona | 21 | 12 | 14 | 7 | 54 |
| UTEP | 14 | 3 | 12 | 14 | 43 |

| Points | In | Off | 2nd | Fast | Bench |
|-------------|--------|-----|-----|------|-------|
| #20 Arizona | 104571 | 28 | 17 | 4 | 10 |
| UTEPW | 23 | 13 | 4 | 20 | 9 |

Last FG - 104571 4th-08:34, UTEPW 4th-03:03.
Largest lead - 104571 by 19 3rd-01:31, UTEPW by 3 1st-08:43.
104571 led for 37:38. UTEPW led for 00:47. Game was tied for 01:35.

Score tied - 1 time.
Lead changed - 1 time.

Tulsa vs UTEP
12/29/19 1 p.m. at El Paso, Texas (Don Haskins Center)

Tulsa 58 • 5-8

| ## | Player | Total | | | 3-Ptr | | | Rebounds | | | PF | TP | A | TO | Blk | Stl | Min |
|--------|---------------------|--------|--------|--------|--------|--------|--------|----------|-----|-----|----|----|---|----|-----|-----|-----|
| | | FG-FGA | FG-FGA | FT-FTA | FG-FGA | FG-FGA | FT-FTA | Off | Def | Tot | | | | | | | |
| 00 | Elliott,Kendrian | f | 7-14 | 0-2 | 4-6 | 3 | 9 | 12 | 2 | 18 | 1 | 3 | 4 | 1 | 38 | | |
| 04 | Richards,Addison | f | 1-5 | 1-4 | 0-0 | 0 | 1 | 1 | 1 | 3 | 1 | 4 | 0 | 1 | 20 | | |
| 10 | Gaulden,Alexis | g | 3-9 | 0-4 | 2-6 | 0 | 4 | 4 | 3 | 8 | 4 | 4 | 0 | 4 | 36 | | |
| 11 | Bittle,Maddie | g | 2-8 | 2-6 | 4-4 | 0 | 4 | 4 | 2 | 10 | 1 | 2 | 0 | 3 | 34 | | |
| 21 | Lescay,Rebecca | g | 0-6 | 0-0 | 0-0 | 2 | 3 | 5 | 4 | 0 | 2 | 3 | 1 | 0 | 12 | | |
| 15 | Rodriguez,KK | g | 1-2 | 1-1 | 1-2 | 1 | 0 | 1 | 2 | 4 | 0 | 0 | 2 | 0 | 6 | | |
| 20 | Hrafkelsdottir,Elin | g | 0-0 | 0-0 | 0-0 | 0 | 1 | 1 | 1 | 4 | 0 | 0 | 0 | 0 | 2 | | |
| 22 | Brady,Morgan | g | 0-4 | 0-4 | 3-6 | 0 | 0 | 0 | 0 | 3 | 0 | 1 | 0 | 4 | 17 | | |
| 23 | Moutry,Kayla | g | 2-3 | 1-1 | 0-0 | 1 | 2 | 3 | 5 | 1 | 1 | 1 | 0 | 0 | 15 | | |
| 32 | Lewis,Desiree | g | 2-6 | 0-0 | 3-4 | 4 | 2 | 6 | 2 | 7 | 0 | 1 | 1 | 2 | 20 | | |
| Team | | | | | | 1 | 2 | 3 | | | | | | | | | |
| Totals | | | 18-57 | 5-22 | 17-28 | 12 | 28 | 40 | 19 | 58 | 10 | 19 | 9 | 15 | 200 | | |

1st - FG %: 3-15 20.0% 2nd: 7-18 38.9% 3rd: 4-9 44.4% 4th: 4-15 26.7% Game: 18-57 31.6% Deadball Rebound: 6
3FG %: 1-6 16.7% 1-8 12.5% 2-3 66.7% 1-5 20.0% 5-22 22.7% 17-28 60.7%
FT %: 3-4 75.0% 3-5 60.0% 3-7 42.9% 8-12 66.7%

UTEP 51 • 7-4

| ## | Player | Total | | | 3-Ptr | | | Rebounds | | | PF | TP | A | TO | Blk | Stl | Min |
|--------|-----------------|--------|--------|--------|--------|--------|--------|----------|-----|-----|----|----|---|----|-----|-----|-----|
| | | FG-FGA | FG-FGA | FT-FTA | FG-FGA | FG-FGA | FT-FTA | Off | Def | Tot | | | | | | | |
| 12 | Ariona Gill | f | 4-8 | 0-0 | 1-1 | 1 | 7 | 8 | 5 | 9 | 2 | 2 | 1 | 3 | 27 | | |
| 25 | Ariana Taylor | f | 3-9 | 0-3 | 1-2 | 0 | 3 | 3 | 2 | 7 | 1 | 3 | 1 | 0 | 23 | | |
| 03 | Katia Gallegos | g | 3-9 | 0-2 | 4-8 | 0 | 3 | 3 | 4 | 10 | 5 | 3 | 1 | 1 | 27 | | |
| 15 | Avery Crouse | g | 1-3 | 0-0 | 0-0 | 2 | 1 | 3 | 3 | 2 | 2 | 2 | 3 | 0 | 25 | | |
| 44 | Katarina Zec | g | 5-10 | 2-3 | 1-2 | 2 | 6 | 8 | 2 | 13 | 1 | 4 | 0 | 1 | 33 | | |
| 01 | Arina Khlopkova | g | 1-3 | 0-1 | 0-2 | 0 | 0 | 0 | 3 | 2 | 0 | 2 | 0 | 1 | 12 | | |
| 02 | Tia Bradshaw | g | 0-0 | 0-0 | 0-0 | 0 | 1 | 1 | 0 | 0 | 0 | 1 | 0 | 0 | 8 | | |
| 10 | Jade Rochelle | g | 0-1 | 0-0 | 0-0 | 1 | 2 | 3 | 0 | 0 | 0 | 1 | 0 | 0 | 4 | | |
| 13 | Sabine Lipe | g | 0-1 | 0-0 | 2-4 | 0 | 5 | 5 | 2 | 2 | 1 | 1 | 0 | 0 | 14 | | |
| 22 | DeJaNae Roebuck | g | 0-0 | 0-0 | 0-0 | 0 | 0 | 0 | 0 | 0 | 0 | 1 | 0 | 0 | 4 | | |
| 31 | Tatyana Modawar | g | 0-2 | 0-0 | 2-2 | 0 | 1 | 1 | 1 | 2 | 0 | 1 | 0 | 0 | 9 | | |
| 33 | Michelle Pruitt | g | 1-7 | 0-0 | 2-4 | 3 | 1 | 4 | 1 | 4 | 0 | 1 | 0 | 0 | 14 | | |
| Team | | | | | | 2 | 2 | 4 | | | | | | | | | |
| Totals | | | 18-53 | 2-9 | 13-25 | 11 | 32 | 43 | 23 | 51 | 12 | 22 | 6 | 6 | 200 | | |

1st - FG %: 5-11 45.5% 2nd: 4-15 26.7% 3rd: 7-16 43.8% 4th: 2-11 18.2% Game: 18-53 34.0% Deadball Rebound: 8
3FG %: 1-2 50.0% 1-3 33.3% 0-2 0.0% 2-9 22.2% 5-22 22.7% 13-25 52.0%
FT %: 2-4 50.0% 3-5 60.0% 6-12 50.0%

Officials: Eric Koch, Chaney Muench, Jessica Fortner
Technical fouls: Tulsa-None. UTEP-None.
Attendance: 681

| Score by periods | 1st | 2nd | 3rd | 4th | Total |
|------------------|-----|-----|-----|-----|-------|
| Tulsa | 10 | 18 | 13 | 17 | 58 |
| UTEP | 13 | 11 | 17 | 10 | 51 |

| Points | In | Off | 2nd | Fast | Bench |
|--------|----|-----|-----|------|-------|
| Tulsa | 24 | 12 | 9 | 9 | 19 |
| UTEPW | 11 | 11 | 8 | 10 | 10 |

Last FG - TLSW 4th-01:21, UTEPW 4th-00:22.
Largest lead - TLSW by 7 3rd-09:21, UTEPW by 6 1st-03:54.
TLSW led for 10:44. UTEPW led for 22:36. Game was tied for 06:40.

Score tied - 7 times.
Lead changed - 11 times.

UTEP vs SMU
12/19/19 7:00 pm at

UTEP 56 • 7-3,0-0 C-USA

| ## | Player | Total | | | 3-Ptr | | | Rebounds | | | PF | TP | A | TO | Blk | Stl | Min |
|--------|-----------------|--------|--------|--------|--------|--------|--------|----------|-----|-----|----|----|---|----|-----|-----|-----|
| | | FG-FGA | FG-FGA | FT-FTA | FG-FGA | FG-FGA | FT-FTA | Off | Def | Tot | | | | | | | |
| 12 | Ariona Gill | f | 3-12 | 0-1 | 2-4 | 5 | 6 | 11 | 4 | 8 | 5 | 3 | 2 | 5 | 35 | | |
| 01 | Arina Khlopkova | g | 2-5 | 1-3 | 0-0 | 1 | 1 | 2 | 2 | 5 | 0 | 1 | 0 | 0 | 26 | | |
| 03 | Katia Gallegos | g | 1-4 | 1-2 | 0-0 | 0 | 2 | 2 | 3 | 3 | 4 | 0 | 1 | 22 | | | |
| 15 | Avery Crouse | g | 3-10 | 0-5 | 0-0 | 0 | 2 | 2 | 4 | 6 | 1 | 3 | 0 | 1 | 25 | | |
| 44 | Katarina Zec | g | 6-15 | 0-3 | 0-0 | 2 | 2 | 4 | 2 | 12 | 3 | 3 | 1 | 2 | 35 | | |
| 02 | Tia Bradshaw | g | 1-2 | 0-1 | 0-0 | 0 | 0 | 0 | 1 | 2 | 0 | 1 | 0 | 0 | 7 | | |
| 10 | Jade Rochelle | g | 0-0 | 0-0 | 0-0 | 0 | 1 | 1 | 0 | 0 | 0 | 0 | 0 | 0 | 4 | | |
| 13 | Sabine Lipe | g | 1-3 | 1-2 | 1-2 | 1 | 1 | 2 | 3 | 4 | 3 | 2 | 0 | 0 | 15 | | |
| 25 | Ariana Taylor | g | 4-6 | 2-2 | 0-0 | 1 | 3 | 4 | 1 | 10 | 1 | 0 | 1 | 1 | 17 | | |
| 31 | Tatyana Modawar | g | 1-2 | 0-0 | 0-0 | 1 | 1 | 2 | 1 | 2 | 0 | 0 | 0 | 0 | 4 | | |
| 33 | Michelle Pruitt | g | 2-2 | 0-0 | 0-0 | 0 | 1 | 1 | 0 | 4 | 1 | 0 | 0 | 0 | 10 | | |
| Team | | | | | | 1 | 1 | 2 | | | | | | | | | |
| Totals | | | 24-61 | 5-19 | 3-6 | 12 | 21 | 33 | 21 | 56 | 17 | 17 | 4 | 10 | 200 | | |

1st - FG %: 5-12 41.7% 2nd: 6-1

2019-20 BOX SCORES

1/4/20 1 p.m. at El Paso, Texas (Don Haskins Center)

Florida Atlantic 65 • 7-6, 1-1

| # | Player | Total | | | 3-Ptr | | | Rebounds | | | PF | TP | A | TO | Bk | Stl | Min |
|--------|-------------------|--------|--------|--------|--------|--------|--------|----------|-----|-----|----|----|---|----|-----|-----|-----|
| | | FG-FGA | FG-FGA | FT-FTA | FG-FGA | FG-FGA | FT-FTA | Off | Def | Tot | | | | | | | |
| 00 | Astou Gaye | f | 0-1 | 0-1 | 0-0 | 1 | 3 | 4 | 4 | 0 | 0 | 0 | 2 | 0 | 0 | 20 | |
| 11 | Juliette Gauthier | f | 3-9 | 2-6 | 0-0 | 2 | 5 | 7 | 5 | 8 | 0 | 2 | 0 | 0 | 21 | | |
| 01 | Crystal Primm | g | 2-10 | 1-2 | 3-7 | 1 | 2 | 3 | 5 | 8 | 0 | 3 | 0 | 3 | 32 | | |
| 10 | Lotta Vehka-Aho | g | 3-9 | 1-5 | 2-3 | 1 | 0 | 1 | 2 | 9 | 3 | 3 | 0 | 0 | 30 | | |
| 05 | Nikola Ozola | g | 2-5 | 1-3 | 5-5 | 0 | 0 | 0 | 2 | 10 | 2 | 4 | 0 | 1 | 22 | | |
| 10 | Glensha Harkless | g | 1-3 | 1-2 | 2-4 | 0 | 4 | 4 | 1 | 5 | 0 | 1 | 1 | 0 | 16 | | |
| 12 | Allie Tylka | g | 1-1 | 0-0 | 0-0 | 0 | 0 | 0 | 1 | 2 | 1 | 0 | 0 | 1 | 5 | | |
| 14 | Abby Voss | g | 0-1 | 0-0 | 0-0 | 0 | 0 | 0 | 1 | 0 | 0 | 0 | 0 | 0 | 6 | | |
| 23 | Tanyia Gordon | g | 4-6 | 1-3 | 1-2 | 1 | 2 | 3 | 2 | 10 | 1 | 0 | 1 | 0 | 15 | | |
| 31 | Tori Abelson | g | 0-0 | 0-0 | 0-0 | 0 | 0 | 0 | 0 | 0 | 0 | 0 | 0 | 0 | 2 | | |
| 32 | Amber Gaston | g | 0-0 | 0-0 | 1-2 | 1 | 0 | 1 | 1 | 1 | 0 | 0 | 0 | 0 | 7 | | |
| 34 | Alexa Zaph | g | 2-7 | 1-3 | 7-10 | 0 | 5 | 3 | 12 | 2 | 7 | 0 | 0 | 0 | 24 | | |
| Team | | | | | | 1 | 2 | 3 | | | | | | | | | |
| Totals | | | 18-52 | 8-25 | 21-33 | 8 | 23 | 31 | 27 | 65 | 9 | 20 | 4 | 5 | 200 | | |

1st - FG %: 4-14 28.6% 2nd: 4-15 26.7% 3rd: 4-10 40.0% 4th: 6-13 46.2% Game: 18-52 34.6% Deadb: 3FG %: 2-6 33.3% 3-8 37.5% 2-4 50.0% 1-7 14.3% 8-25 32.0% Rebound: FT %: 1-3 33.3% 3-4 75.0% 8-12 66.7% 9-14 64.3% 21-33 63.6%

UTEP 96 • 9-4, 2-0

| # | Player | Total | | | 3-Ptr | | | Rebounds | | | PF | TP | A | TO | Bk | Stl | Min |
|--------|-----------------|--------|--------|--------|--------|--------|--------|----------|-----|-----|----|----|---|----|-----|-----|-----|
| | | FG-FGA | FG-FGA | FT-FTA | FG-FGA | FG-FGA | FT-FTA | Off | Def | Tot | | | | | | | |
| 12 | Ariana Gill | f | 6-10 | 1-3 | 1-2 | 2 | 7 | 9 | 3 | 14 | 0 | 1 | 0 | 0 | 25 | | |
| 25 | Ariana Taylor | f | 2-5 | 0-0 | 2-2 | 1 | 1 | 2 | 4 | 6 | 1 | 1 | 0 | 0 | 12 | | |
| 03 | Katia Gallegos | g | 3-9 | 1-2 | 4-4 | 1 | 10 | 11 | 1 | 11 | 6 | 7 | 0 | 1 | 32 | | |
| 15 | Avery Crouse | g | 3-7 | 0-1 | 0-1 | 1 | 1 | 2 | 4 | 6 | 2 | 0 | 1 | 2 | 20 | | |
| 44 | Katarina Zec | g | 3-8 | 1-4 | 0-0 | 1 | 2 | 3 | 1 | 7 | 1 | 0 | 0 | 2 | 26 | | |
| 01 | Arina Khlopkova | g | 2-3 | 2-3 | 3-4 | 0 | 2 | 2 | 3 | 9 | 1 | 0 | 0 | 1 | 12 | | |
| 02 | Tia Bradshaw | g | 2-2 | 0-0 | 0-0 | 0 | 0 | 0 | 5 | 4 | 0 | 3 | 0 | 2 | 6 | | |
| 10 | Jade Rochelle | g | 2-3 | 0-0 | 2-2 | 1 | 0 | 1 | 2 | 6 | 1 | 0 | 0 | 0 | 13 | | |
| 13 | Sabine Lipe | g | 3-6 | 2-5 | 1-2 | 0 | 3 | 3 | 2 | 9 | 3 | 0 | 2 | 2 | 16 | | |
| 22 | DeJaNae Roebuck | g | 6-7 | 0-0 | 2-4 | 3 | 1 | 4 | 3 | 14 | 2 | 0 | 0 | 1 | 20 | | |
| 31 | Tatyana Modawar | g | 0-1 | 0-0 | 2-4 | 1 | 0 | 1 | 0 | 2 | 0 | 0 | 0 | 0 | 7 | | |
| 33 | Michelle Pruitt | g | 2-4 | 0-0 | 4-6 | 2 | 1 | 3 | 0 | 8 | 0 | 2 | 0 | 0 | 11 | | |
| Team | | | | | | 1 | 3 | 4 | | | | | | | | | |
| Totals | | | 34-65 | 7-18 | 21-31 | 14 | 31 | 45 | 28 | 96 | 17 | 14 | 3 | 11 | 200 | | |

1st - FG %: 8-17 47.1% 2nd: 9-13 69.2% 3rd: 8-17 47.1% 4th: 9-18 50.0% Game: 34-65 52.3% Deadb: 3FG %: 2-8 25.0% 0-1 0.0% 2-3 66.7% 3-6 50.0% 7-18 38.9% Rebound: FT %: 7-10 70.0% 4-4 100.0% 5-9 55.6% 5-8 62.5% 21-31 67.7%

Officials: Angel Kent, Timothy Resch, Jess Martinez
Technical fouls: Florida Atlantic-TEAM. UTEP-None.
Attendance: 901

| Score by periods | 1st | 2nd | 3rd | 4th | Total |
|------------------|-----|-----|-----|-----|-------|
| Florida Atlantic | 11 | 14 | 18 | 22 | 65 |
| UTEP | 25 | 22 | 23 | 26 | 96 |

| | In | Off | 2nd | Fast | Bench |
|--------|-------|-----|--------|-------|-------|
| Points | Paint | T/O | Chance | Break | |
| FAU | 14 | 15 | 4 | 30 | 30 |
| UTEPW | 52 | 25 | 15 | 17 | 52 |

Last FG - FAU 4th-00:23, UTEPW 4th-00:43.
Largest lead - FAU None, UTEPW by 34 4th-07:52.
FAU led for 00:00. UTEPW led for 39:36. Game was tied for 00:24.

Score tied - 0 times.
Lead changed - 0 times.

UTEP vs Louisiana Tech
01/11/20 2:00 pm at

UTEP 80 • 10-5,3-1 C-USA

| # | Player | Total | | | 3-Ptr | | | Rebounds | | | PF | TP | A | TO | Bk | Stl | Min |
|--------|-----------------|--------|--------|--------|--------|--------|--------|----------|-----|-----|----|----|---|----|-----|-----|-----|
| | | FG-FGA | FG-FGA | FT-FTA | FG-FGA | FG-FGA | FT-FTA | Off | Def | Tot | | | | | | | |
| 12 | Ariana Gill | f | 1-1 | 0-0 | 2-2 | 1 | 4 | 5 | 5 | 4 | 1 | 4 | 0 | 1 | 22 | | |
| 25 | Ariana Taylor | f | 3-7 | 1-2 | 4-5 | 0 | 3 | 3 | 0 | 11 | 1 | 3 | 0 | 3 | 25 | | |
| 03 | Katia Gallegos | g | 3-12 | 3-7 | 6-6 | 2 | 4 | 6 | 4 | 15 | 7 | 2 | 0 | 2 | 35 | | |
| 15 | Avery Crouse | g | 0-1 | 0-0 | 5-6 | 0 | 0 | 0 | 4 | 5 | 2 | 2 | 0 | 2 | 17 | | |
| 44 | Katarina Zec | g | 5-9 | 2-5 | 1-2 | 0 | 2 | 2 | 4 | 13 | 0 | 5 | 0 | 2 | 31 | | |
| 01 | Arina Khlopkova | g | 2-2 | 2-2 | 0-0 | 0 | 1 | 1 | 2 | 6 | 2 | 0 | 0 | 0 | 9 | | |
| 02 | Tia Bradshaw | g | 1-2 | 1-1 | 0-0 | 0 | 0 | 0 | 0 | 3 | 0 | 0 | 0 | 0 | 7 | | |
| 10 | Jade Rochelle | g | 3-5 | 0-0 | 2-3 | 0 | 0 | 0 | 2 | 8 | 2 | 3 | 0 | 1 | 14 | | |
| 13 | Sabine Lipe | g | 2-3 | 1-2 | 4-5 | 0 | 2 | 2 | 2 | 9 | 3 | 3 | 0 | 0 | 25 | | |
| 22 | DeJaNae Roebuck | g | 0-0 | 0-0 | 0-0 | 0 | 0 | 0 | 0 | 0 | 0 | 1 | 0 | 0 | 2 | | |
| 31 | Tatyana Modawar | g | 0-0 | 0-0 | 0-0 | 0 | 0 | 0 | 1 | 0 | 0 | 0 | 0 | 0 | 1 | | |
| 33 | Michelle Pruitt | g | 3-6 | 0-0 | 0-1 | 2 | 1 | 3 | 3 | 6 | 0 | 2 | 0 | 0 | 12 | | |
| Team | | | | | | 3 | 2 | 5 | | | 1 | | | | | | |
| Totals | | | 23-48 | 10-19 | 24-30 | 8 | 19 | 27 | 27 | 80 | 18 | 28 | 0 | 11 | 200 | | |

1st - FG %: 7-16 43.8% 2nd: 5-10 50.0% 3rd: 8-11 72.7% 4th: 9-11 81.8% Game: 23-48 47.9% Deadb: 3FG %: 3-6 50.0% 1-4 25.0% 4-4 100.0% 2-5 40.0% 10-19 52.6% Rebound: FT %: 4-5 80.0% 10-11 90.9% 4-8 66.7% 24-30 80.0%

Louisiana Tech 87 • 9-5,1-2 C-USA

| # | Player | Total | | | 3-Ptr | | | Rebounds | | | PF | TP | A | TO | Bk | Stl | Min |
|--------|--------------------|--------|--------|--------|--------|--------|--------|----------|-----|-----|----|----|---|----|-----|-----|-----|
| | | FG-FGA | FG-FGA | FT-FTA | FG-FGA | FG-FGA | FT-FTA | Off | Def | Tot | | | | | | | |
| 00 | Meme Amand | f | 0-3 | 0-0 | 0-0 | 2 | 1 | 3 | 5 | 0 | 0 | 4 | 1 | 1 | 15 | | |
| 01 | Raizel Guinto | g | 4-11 | 3-8 | 2-2 | 0 | 1 | 1 | 5 | 13 | 3 | 3 | 0 | 2 | 26 | | |
| 02 | Keiunna Walker | g | 10-14 | 1-1 | 8-9 | 1 | 2 | 3 | 3 | 28 | 1 | 4 | 0 | 6 | 37 | | |
| 10 | Amber Dixon | g | 4-6 | 2-3 | 2-4 | 0 | 1 | 1 | 5 | 12 | 4 | 3 | 0 | 1 | 26 | | |
| 22 | Grayson Bright | g | 4-7 | 2-4 | 4-5 | 1 | 4 | 5 | 2 | 14 | 6 | 2 | 0 | 2 | 32 | | |
| 04 | Amber Hawkison | g | 1-2 | 1-1 | 0-0 | 0 | 1 | 1 | 0 | 3 | 1 | 1 | 0 | 1 | 9 | | |
| 12 | Daria McCutcheon | g | 0-1 | 0-1 | 0-0 | 0 | 2 | 2 | 2 | 0 | 0 | 1 | 0 | 0 | 8 | | |
| 21 | Brianna Harris | g | 1-2 | 0-0 | 2-2 | 1 | 2 | 3 | 4 | 0 | 2 | 0 | 0 | 0 | 14 | | |
| 24 | Lotte Sant | g | 3-3 | 3-3 | 0-0 | 0 | 0 | 0 | 2 | 9 | 0 | 1 | 0 | 0 | 15 | | |
| 44 | Anna Larr Roberson | g | 1-3 | 0-1 | 2-2 | 2 | 4 | 6 | 1 | 4 | 1 | 1 | 2 | 1 | 18 | | |
| Team | | | | | | 0 | 1 | 1 | | | | | | | | | |
| Totals | | | 28-52 | 11-22 | 20-24 | 7 | 19 | 26 | 28 | 87 | 16 | 22 | 3 | 14 | 200 | | |

1st - FG %: 8-12 66.7% 2nd: 6-14 42.9% 3rd: 9-16 56.3% 4th: 5-10 50.0% Game: 28-52 53.8% Deadb: 3FG %: 3-6 50.0% 1-4 25.0% 4-7 57.1% 3-5 60.0% 11-22 50.0% Rebound: FT %: 2-2 100.0% 10-12 83.3% 4-8 75.0% 20-24 83.3%

Officials: Marleah Vidal, Bill Larence, Roy Gulbeyan
Technical fouls: UTEP-None. Louisiana Tech-None.
Attendance: 1349

2019-20 Women's Basketball. Round: 0. Louisiana Tech vs UTEP. Played at Thomas

| Score by periods | 1st | 2nd | 3rd | 4th | Total |
|------------------|-----|-----|-----|-----|-------|
| UTEP | 21 | 17 | 30 | 12 | 80 |
| Louisiana Tech | 21 | 15 | 32 | 19 | 87 |

| | In | Off | 2nd | Fast | Bench |
|--------|-------|-----|--------|-------|-------|
| Points | Paint | T/O | Chance | Break | |
| UTEPW | 24 | 23 | 8 | 12 | 32 |
| LATECH | 38 | 9 | 27 | 20 | |

Last FG - UTEPW 4th-04:38, LATECH 4th-01:53.
Largest lead - UTEPW by 7 3rd-08:35, LATECH by 8 4th-07:42.
UTEPW led for 11:31. LATECH led for 25:32. Game was tied for 02:57.

Score tied - 11 times.
Lead changed - 14 times.

UTEP vs Southern Miss
1/9/2020 6pm at Hattiesburg, Miss.

UTEP 89 • 10-4, 3-0 C-USA

| # | Player | Total | | | 3-Ptr | | | Rebounds | | | PF | TP | A | TO | Bk | Stl | Min |
|----|-----------------|--------|--------|--------|--------|--------|--------|----------|-----|-----|----|----|---|----|----|-----|-----|
| | | FG-FGA | FG-FGA | FT-FTA | FG-FGA | FG-FGA | FT-FTA | Off | Def | Tot | | | | | | | |
| 12 | Ariana Gill | f | 6-9 | 0-1 | 1-3 | 1 | 4 | 5 | 3 | 13 | 1 | 5 | 1 | 1 | 30 | | |
| 25 | Ariana Taylor | f | 6-12 | 2-3 | 0-0 | 0 | 9 | 9 | 2 | 14 | 3 | 1 | 1 | 1 | 34 | | |
| 03 | Katia Gallegos | g | 6-14 | 2-5 | 9-10 | 1 | 4 | 5 | 1 | 23 | 8 | 3 | 0 | 1 | 36 | | |
| 15 | Avery Crouse | g | 3-6 | 0-2 | 0-0 | 4 | 1 | 5 | 3 | 6 | 4 | 1 | 0 | 0 | 30 | | |
| 44 | Katarina Zec | g | 7-12 | 3-6 | 4-6 | 1 | 2 | 3 | 2 | 21 | 1 | 2 | 0 | 4 | 36 | | |
| 01 | Arina Khlopkova | g | 1-2 | 1-2 | 2-2 | 0 | 0 | 0 | 2 | 5 | 1 | 2 | 0 | 1 | 7 | | |
| 02 | Tia Bradshaw | g | 1-2 | 0-1 | 0-0 | 0 | 1 | 1 | 1 | 2 | 0 | 1 | 0 | 0 | 4 | | |
| 10 | Jade Rochelle | g | 0-0 | 0-0 | 0-0 | 1 | 0 | 1 | 1 | 0 | 0 | 2 | 0 | 0 | 7 | | |
| 12 | Sabine Lipe | g | 0-1 | 0-0 | 0-0 | 0 | 1 | 1 | 2 | 0 | 0 | 0 | 0 | 0 | 7 | | |
| 22 | De | | | | | | | | | | | | | | | | |

2019-20 BOX SCORES

01/23/20 7 p.m. at El Paso, Texas (Don Haskins Center)

Rice 69 • 12-6, 7-0 C-USA

| # | Player | F | Total | | | Rebounds | | | PF | TP | A | TO | Blk | Stl | Min |
|--------|------------------|---|--------|-------|--------|----------|-----|-----|----|----|----|----|-----|-----|-----|
| | | | FG-FGA | 3-Ptr | FT-FTA | Off | Def | Tot | | | | | | | |
| 15 | Schwartz, Lauren | f | 0-5 | 0-2 | 2-2 | 0 | 1 | 1 | 3 | 2 | 2 | 3 | 0 | 1 | 21 |
| 32 | Mulkey, Nancy | c | 4-7 | 0-0 | 2-2 | 2 | 6 | 8 | 1 | 10 | 2 | 2 | 9 | 0 | 2 |
| 02 | Wiggins, Sydney | g | 4-10 | 2-7 | 4-4 | 0 | 1 | 1 | 2 | 14 | 7 | 2 | 1 | 2 | 3 |
| 10 | Smith, Jasmine | g | 1-1 | 0-0 | 2-2 | 0 | 2 | 2 | 4 | 4 | 2 | 4 | 0 | 1 | 2 |
| 13 | Ogwumike, Erica | g | 7-16 | 0-3 | 7-8 | 4 | 9 | 13 | 3 | 21 | 2 | 3 | 0 | 1 | 34 |
| 05 | Jackson, Destiny | g | 1-3 | 0-2 | 2-4 | 0 | 2 | 2 | 3 | 4 | 1 | 5 | 3 | 0 | 24 |
| 11 | Swayze, Haylee | g | 0-0 | 0-0 | 0-0 | 0 | 1 | 1 | 0 | 0 | 0 | 0 | 0 | 0 | 1 |
| 12 | Bellamy, India | g | 0-0 | 0-0 | 0-0 | 0 | 1 | 1 | 1 | 0 | 0 | 0 | 0 | 0 | 1 |
| 22 | Austin, Ashlee | g | 4-5 | 1-2 | 0-2 | 0 | 1 | 1 | 1 | 9 | 0 | 0 | 0 | 1 | 1 |
| 24 | Alao, Temi | g | 0-0 | 0-0 | 0-0 | 0 | 0 | 0 | 0 | 0 | 0 | 0 | 0 | 0 | 1 |
| 25 | Ellig, Kendall | g | 2-4 | 0-0 | 1-4 | 3 | 1 | 4 | 4 | 5 | 0 | 1 | 0 | 1 | 1 |
| Team | | | | | | 2 | 3 | 5 | | | | 1 | | | |
| Totals | | | 23-51 | 3-16 | 20-28 | 11 | 28 | 39 | 22 | 69 | 16 | 21 | 13 | 7 | 20 |

1st FG %: 7-17 41.2% 2nd: 5-9 55.6% 3rd: 5-12 41.7% 4th: 6-13 46.2% Game: 23-51 45.1% Deadba
3FG %: 1-6 16.7% 0-3 0.0% 1-2 50.0% 1-5 20.0% 3-16 18.8% Rebound
FT %: 5-6 83.3% 0-0 0.0% 9-12 75.0% 6-6 75.0% 20-28 71.4%

UTEP 61 • 11-6, 4-2 C-USA

| # | Player | F | Total | | | Rebounds | | | PF | TP | A | TO | Blk | Stl | Min |
|--------|-----------------|---|--------|-------|--------|----------|-----|-----|----|----|----|----|-----|-----|-----|
| | | | FG-FGA | 3-Ptr | FT-FTA | Off | Def | Tot | | | | | | | |
| 12 | Ariona Gill | f | 4-9 | 0-1 | 3-4 | 5 | 3 | 8 | 4 | 11 | 1 | 2 | 0 | 1 | 11 |
| 25 | Ariana Taylor | f | 4-11 | 2-3 | 1-2 | 1 | 1 | 2 | 3 | 11 | 0 | 1 | 1 | 0 | 21 |
| 03 | Katia Gallegos | g | 1-8 | 1-3 | 2-4 | 5 | 2 | 7 | 3 | 5 | 5 | 2 | 0 | 2 | 34 |
| 15 | Avery Crouse | g | 4-7 | 1-1 | 2-4 | 0 | 1 | 1 | 5 | 11 | 0 | 1 | 0 | 0 | 21 |
| 44 | Katarina Zec | g | 4-12 | 1-4 | 0-0 | 1 | 4 | 5 | 4 | 9 | 1 | 2 | 0 | 1 | 25 |
| 01 | Arina Khlopkova | g | 1-5 | 0-2 | 2-2 | 2 | 2 | 4 | 0 | 4 | 0 | 2 | 0 | 2 | 2 |
| 02 | Tia Bradshaw | g | 1-1 | 0-0 | 0-0 | 1 | 0 | 1 | 0 | 2 | 4 | 2 | 0 | 0 | 1 |
| 10 | Jade Rochelle | g | 2-4 | 0-0 | 0-0 | 0 | 1 | 1 | 1 | 4 | 0 | 0 | 0 | 0 | 1 |
| 13 | Sabine Lipe | g | 1-6 | 0-2 | 0-2 | 0 | 2 | 2 | 3 | 2 | 3 | 0 | 0 | 0 | 1 |
| 22 | DeJaNae Roebuck | g | 0-1 | 0-1 | 0-0 | 0 | 0 | 0 | 1 | 0 | 0 | 1 | 0 | 0 | 1 |
| 31 | Tatjana Modawar | g | 0-1 | 0-0 | 0-0 | 0 | 1 | 1 | 0 | 1 | 1 | 0 | 0 | 0 | 1 |
| 33 | Michelle Pruitt | g | 1-4 | 0-0 | 0-0 | 1 | 0 | 1 | 1 | 2 | 0 | 3 | 0 | 0 | 1 |
| Team | | | | | | 6 | 3 | 9 | | | | | | | |
| Totals | | | 23-69 | 5-17 | 10-18 | 22 | 20 | 42 | 26 | 61 | 15 | 17 | 1 | 6 | 20 |

1st FG %: 4-13 30.8% 2nd: 3-15 20.0% 3rd: 7-17 41.2% 4th: 9-24 37.5% Game: 23-69 33.3% Deadba
3FG %: 2-3 66.7% 1-4 25.0% 1-5 20.0% 1-5 20.0% 5-17 29.4% Rebound
FT %: 3-6 50.0% 1-4 25.0% 3-4 75.0% 3-4 75.0% 10-18 55.6%

Officials: Kylie Galloway, Jess Martinez, Shandra Twine
Technical fouls: Rice-None. UTEP-None.
Attendance: 1203

| Score by periods | 1st | 2nd | 3rd | 4th | Total |
|------------------|-----|-----|-----|-----|-------|
| Rice | 20 | 10 | 20 | 19 | 69 |
| UTEP | 13 | 8 | 18 | 22 | 61 |

| | In | Off | 2nd | Fast | Bench |
|-------|----|-----|-----|------|-------|
| RICE | 40 | 13 | 8 | 15 | 18 |
| UTEPW | 30 | 19 | 8 | 11 | 14 |

Last FG - RICE 4th-02:39, UTEPW 4th-00:12.
Largest lead - RICE by 15 4th-02:39, UTEPW by 4 1st-09:31.
RICE led for 34:58. UTEPW led for 04:07. Game was tied for 00:51.

Official Basketball Box Score -- Game Totals -- Final Statistics
UTEP vs Middle Tenn.
01/30/20 6:30 pm at Murfreesboro, TN

UTEP 60 • 12-7, 5-3 C-USA

| # | Player | F | Total | | | Rebounds | | | PF | TP | A | TO | Blk | Stl | Min |
|--------|-----------------|---|--------|-------|--------|----------|-----|-----|----|----|----|----|-----|-----|-----|
| | | | FG-FGA | 3-Ptr | FT-FTA | Off | Def | Tot | | | | | | | |
| 12 | Ariona Gill | f | 8-17 | 1-3 | 3-6 | 5 | 7 | 12 | 4 | 20 | 1 | 6 | 0 | 3 | 31 |
| 25 | Ariana Taylor | f | 2-8 | 0-3 | 0-0 | 0 | 0 | 0 | 2 | 4 | 1 | 2 | 0 | 1 | 19 |
| 03 | Katia Gallegos | g | 2-6 | 0-1 | 1-2 | 1 | 3 | 4 | 4 | 5 | 0 | 6 | 0 | 0 | 22 |
| 15 | Avery Crouse | g | 3-4 | 1-2 | 2-2 | 3 | 6 | 9 | 4 | 9 | 0 | 1 | 0 | 1 | 26 |
| 44 | Katarina Zec | g | 3-8 | 2-5 | 0-0 | 1 | 8 | 9 | 4 | 8 | 4 | 3 | 0 | 0 | 40 |
| 01 | Arina Khlopkova | g | 0-1 | 0-0 | 0-0 | 0 | 0 | 0 | 1 | 0 | 1 | 0 | 0 | 0 | 6 |
| 02 | Tia Bradshaw | g | 3-8 | 0-1 | 2-4 | 2 | 3 | 5 | 2 | 8 | 1 | 4 | 0 | 2 | 24 |
| 10 | Jade Rochelle | g | 1-3 | 0-1 | 1-4 | 2 | 1 | 3 | 1 | 3 | 2 | 0 | 0 | 0 | 10 |
| 13 | Sabine Lipe | g | 0-2 | 0-2 | 1-2 | 1 | 1 | 2 | 3 | 1 | 1 | 1 | 0 | 0 | 11 |
| 22 | DeJaNae Roebuck | g | 0-0 | 0-0 | 0-0 | 0 | 0 | 0 | 0 | 0 | 0 | 0 | 0 | 0 | 3 |
| 31 | Tatjana Modawar | g | 0-2 | 0-1 | 0-0 | 0 | 0 | 0 | 0 | 0 | 0 | 0 | 0 | 0 | 3 |
| 33 | Michelle Pruitt | g | 1-3 | 0-0 | 0-0 | 0 | 0 | 0 | 0 | 2 | 0 | 0 | 0 | 0 | 5 |
| Team | | | | | | 3 | 2 | 5 | | | | | | | |
| Totals | | | 23-62 | 4-19 | 10-20 | 18 | 31 | 49 | 25 | 60 | 10 | 24 | 0 | 7 | 200 |

1st FG %: 4-13 30.8% 2nd: 5-12 41.7% 3rd: 6-18 33.3% 4th: 8-19 42.1% Game: 23-62 37.1% Deadba
3FG %: 1-5 20.0% 2-3 66.7% 0-4 0.0% 1-7 14.3% 4-19 21.1% Rebound
FT %: 1-3 33.3% 5-10 50.0% 2-3 66.7% 2-4 50.0% 10-20 50.0%

Middle Tenn. 76 • 14-7, 6-3 C-USA

| # | Player | F | Total | | | Rebounds | | | PF | TP | A | TO | Blk | Stl | Min |
|--------|--------------------|---|--------|-------|--------|----------|-----|-----|----|----|----|----|-----|-----|-----|
| | | | FG-FGA | 3-Ptr | FT-FTA | Off | Def | Tot | | | | | | | |
| 33 | Courtney Whitson | f | 3-10 | 1-5 | 0-0 | 1 | 3 | 4 | 4 | 7 | 2 | 0 | 0 | 3 | 30 |
| 35 | Charity Savage | f | 2-3 | 0-0 | 1-1 | 3 | 9 | 12 | 3 | 5 | 3 | 2 | 4 | 3 | 25 |
| 01 | Anastasia Hayes | g | 3-12 | 0-2 | 7-8 | 0 | 4 | 4 | 3 | 13 | 1 | 5 | 0 | 2 | 37 |
| 02 | Taylor Sutton | g | 6-16 | 2-8 | 2-2 | 0 | 1 | 1 | 3 | 16 | 1 | 3 | 0 | 3 | 38 |
| 11 | Aislynn Hayes | g | 5-11 | 2-4 | 12-16 | 1 | 5 | 6 | 3 | 24 | 4 | 2 | 0 | 2 | 40 |
| 05 | Kiya Turner | g | 0-0 | 0-0 | 0-0 | 0 | 1 | 1 | 1 | 0 | 0 | 0 | 0 | 0 | 5 |
| 23 | Alexis Whittington | g | 4-6 | 1-2 | 2-2 | 1 | 2 | 3 | 1 | 11 | 0 | 1 | 3 | 1 | 24 |
| 30 | Rellah Boothe | g | 0-0 | 0-0 | 0-0 | 0 | 0 | 0 | 2 | 0 | 0 | 1 | 0 | 0 | 1 |
| Team | | | | | | 1 | 1 | 2 | | | | | | | |
| Totals | | | 23-58 | 6-21 | 24-29 | 7 | 26 | 33 | 20 | 76 | 11 | 14 | 7 | 14 | 200 |

1st FG %: 5-12 41.7% 2nd: 7-16 43.8% 3rd: 6-15 40.0% 4th: 5-15 33.3% Game: 23-58 39.7% Deadba
3FG %: 2-4 50.0% 3-7 42.9% 0-4 0.0% 1-7 14.3% 6-21 28.6% Rebound
FT %: 10-11 90.9% 2-3 66.7% 3-4 75.0% 9-11 81.8% 24-29 82.8%

Officials: Troy Winders, Molly Caldwell, Eric Koch
Technical fouls: UTEP-None. Middle Tenn.-None.
Attendance: 3521
2019-20 Women's Basketball. Round: 0. Middle Tenn. vs UTEP. Played at Murphy C

| Score by periods | 1st | 2nd | 3rd | 4th | Total |
|------------------|-----|-----|-----|-----|-------|
| UTEP | 10 | 17 | 14 | 19 | 60 |
| Middle Tenn. | 22 | 19 | 15 | 20 | 76 |

| | In | Off | 2nd | Fast | Bench |
|-------|----|-----|-----|------|-------|
| UTEPW | 36 | 19 | 15 | 11 | 14 |
| MTSU | 28 | 24 | 11 | 12 | 11 |

Last FG - UTEPW 4th-00:25, MTSU 4th-00:37.
Largest lead - UTEPW by 3 1st-08:24, MTSU by 21 2nd-08:22.
UTEPW led for 01:18. MTSU led for 37:06. Game was tied for 01:36.

UNT vs UTEP

01/25/20 1:00 PM at Don Haskins Center (El Paso, Texas)

UNT 63 • 9-11, 3-5 C-USA

| # | Player | F | Total | | | Rebounds | | | PF | TP | A | TO | Blk | Stl | Min |
|--------|--------------------|---|--------|-------|--------|----------|-----|-----|----|----|----|----|-----|-----|-----|
| | | | FG-FGA | 3-Ptr | FT-FTA | Off | Def | Tot | | | | | | | |
| 42 | Townley, Madi | f | 0-4 | 0-1 | 2-2 | 7 | 6 | 13 | 1 | 2 | 4 | 1 | 0 | 1 | 33 |
| 41 | George, Anisha | f | 4-6 | 0-0 | 2-2 | 2 | 2 | 4 | 4 | 10 | 0 | 0 | 1 | 0 | 21 |
| 03 | Boyd, N'Yah | g | 0-10 | 0-3 | 2-2 | 0 | 1 | 1 | 2 | 2 | 4 | 2 | 0 | 0 | 23 |
| 10 | Mims, Trenea | g | 2-7 | 0-0 | 1-1 | 1 | 3 | 4 | 2 | 5 | 2 | 3 | 1 | 0 | 35 |
| 23 | Thompson, Randi | g | 4-12 | 3-10 | 0-0 | 0 | 3 | 3 | 4 | 11 | 1 | 3 | 0 | 1 | 23 |
| 02 | Jones, Summer | g | 6-13 | 5-10 | 0-0 | 2 | 5 | 7 | 2 | 17 | 2 | 2 | 0 | 1 | 26 |
| 04 | Jackson, Jazion | g | 0-1 | 0-0 | 0-0 | 0 | 0 | 0 | 3 | 0 | 0 | 5 | 0 | 1 | 12 |
| 11 | Shepherd, Charlene | g | 5-7 | 2-3 | 4-5 | 1 | 6 | 7 | 4 | 16 | 0 | 4 | 1 | 0 | 27 |
| Team | | | | | | 3 | 1 | 4 | | | | | | | |
| Totals | | | 21-60 | 10-27 | 11-12 | 16 | 27 | 43 | 22 | 63 | 13 | 23 | 3 | 4 | 200 |

1st FG %: 4-14 28.6% 2nd: 4-13 30.8% 3rd: 6-16 37.5% 4th: 7-17 41.2% Game: 21-60 35.0% Deadba
3FG %: 2-5 40.0% 2-5 40.0% 3-9 33.3% 3-8 37.5% Rebound
FT %: 3-3 100.0% 4-4 100.0% 2-2 100.0% 2-3 66.7% 10-12 83.3%

UTEP 67 • 12-6, 5-2 C-USA

| # | Player | F | Total | | | Rebounds | | | PF | TP | A | TO | Blk | Stl | Min |
|----|----------------|---|--------|-------|--------|----------|-----|-----|----|----|---|----|-----|-----|-----|
| | | | FG-FGA | 3-Ptr | FT-FTA | Off | Def | Tot | | | | | | | |
| 25 | Ariana Taylor | f | 4-9 | 2-4 | 2-2 | 0 | 2 | 2 | 3 | 12 | 0 | 0 | 0 | 0 | 29 |
| 44 | Katarina Zec | f | 7-11 | 1-2 | 3-4 | 2 | 2 | 4 | 2 | 18 | 2 | 2 | 0 | 0 | 24 |
| 03 | Katia Gallegos | g | 3-8 | 1-2 | | | | | | | | | | | |

2019-20 BOX SCORES

Official Basketball Box Score -- Game Totals -- Final Statistics
 Charlotte vs UTEP
 1/6/20 7 p.m. at El Paso, Texas (Don Haskins Center)

Charlotte 76 • 14-7, 5-5 C-USA

| # | Player | Total | | | 3-Ptr | | | Rebounds | | | PF | TP | A | TO | Blk | Stl | Min |
|--------|---------------------|--------|--------|--------|--------|--------|--------|----------|-----|-----|----|----|---|----|-----|-----|-----|
| | | FG-FGA | FG-FGA | FT-FTA | FG-FGA | FG-FGA | FT-FTA | Off | Def | Tot | | | | | | | |
| 34 | Dara Pearson | f | 1-2 | 0-0 | 1-1 | 4 | 2 | 6 | 4 | 3 | 0 | 2 | 1 | 1 | 1 | 29 | |
| 34 | Mariah Linney | g | 4-12 | 2-6 | 0-0 | 3 | 0 | 3 | 5 | 10 | 5 | 4 | 0 | 1 | 34 | | |
| 13 | Jade Phillips | g | 6-14 | 2-4 | 6-6 | 5 | 10 | 15 | 1 | 20 | 4 | 4 | 0 | 2 | 42 | | |
| 15 | Octavia Jett-Wilson | g | 7-20 | 4-8 | 1-4 | 2 | 6 | 8 | 4 | 19 | 1 | 2 | 2 | 0 | 43 | | |
| 15 | Jada McMillian | g | 0-1 | 0-0 | 0-2 | 0 | 0 | 0 | 5 | 0 | 4 | 1 | 2 | 0 | 24 | | |
| 11 | Christian Hithe | g | 0-1 | 0-0 | 0-0 | 0 | 0 | 0 | 1 | 0 | 0 | 0 | 0 | 0 | 1 | | |
| 12 | Cali Konek | g | 4-7 | 3-6 | 0-0 | 0 | 0 | 0 | 2 | 11 | 1 | 3 | 0 | 0 | 22 | | |
| 12 | Lauren Harley | g | 1-1 | 0-0 | 2-2 | 0 | 1 | 1 | 1 | 4 | 1 | 1 | 0 | 0 | 15 | | |
| 10 | Jazmin Harris | g | 3-4 | 0-0 | 1-4 | 0 | 2 | 2 | 1 | 7 | 0 | 2 | 1 | 0 | 8 | | |
| 14 | Angel Middleton | g | 1-1 | 0-0 | 0-0 | 1 | 2 | 3 | 1 | 2 | 0 | 1 | 1 | 0 | 7 | | |
| Team | | | | | | 3 | 3 | 6 | | | | | | | | | |
| Totals | | | 27-63 | 11-24 | 11-19 | 18 | 26 | 44 | 25 | 76 | 16 | 20 | 7 | 4 | 225 | | |

1st - FG %: 5-14 35.7% 2nd: 5-12 41.7% 3rd: 8-17 47.1% 4th: 6-12 50.0% Game: 27-63 42.9% Deadba
 3FG %: 1-4 25.0% 1-10 10.0% 2-6 33.3% 4th: 8-16 50.0% Game: 8-27 29.6% Rebound
 FT %: 1-1 100.0% 3-4 75.0% 2-6 33.3% 5-8 62.5% 11-19 57.9%

UTEP 82 • 13-8, 6-4 C-USA

| # | Player | Total | | | 3-Ptr | | | Rebounds | | | PF | TP | A | TO | Blk | Stl | Min |
|--------|-----------------|--------|--------|--------|--------|--------|--------|----------|-----|-----|----|----|---|----|-----|-----|-----|
| | | FG-FGA | FG-FGA | FT-FTA | FG-FGA | FG-FGA | FT-FTA | Off | Def | Tot | | | | | | | |
| 12 | Ariona Gill | f | 10-19 | 1-3 | 4-7 | 6 | 8 | 14 | 2 | 25 | 4 | 1 | 0 | 3 | 39 | | |
| 13 | Sabine Lipe | f | 4-7 | 4-6 | 0-0 | 1 | 0 | 1 | 1 | 12 | 2 | 5 | 0 | 0 | 31 | | |
| 13 | Katia Gallegos | g | 4-8 | 2-5 | 3-6 | 0 | 4 | 4 | 3 | 13 | 4 | 1 | 0 | 0 | 26 | | |
| 15 | Avery Crouse | g | 3-9 | 1-3 | 1-1 | 0 | 2 | 3 | 8 | 1 | 1 | 0 | 0 | 4 | 40- | | |
| 14 | Katarina Zec | g | 5-13 | 0-5 | 3-4 | 0 | 1 | 1 | 1 | 13 | 4 | 1 | 0 | 2 | 41 | | |
| 11 | Arina Khlopkova | g | 0-3 | 0-2 | 1-2 | 1 | 0 | 1 | 0 | 1 | 0 | 1 | 0 | 0 | 12 | | |
| 12 | Tia Bradshaw | g | 1-4 | 0-1 | 2-2 | 2 | 2 | 4 | 2 | 4 | 1 | 1 | 0 | 1 | 18 | | |
| 10 | Jade Rochelle | g | 0-1 | 0-0 | 0-0 | 0 | 2 | 2 | 1 | 0 | 2 | 1 | 0 | 0 | 5 | | |
| 12 | DeJaNae Roebuck | g | 3-5 | 0-0 | 0-0 | 1 | 1 | 2 | 3 | 6 | 0 | 0 | 0 | 1 | 11 | | |
| 31 | Tatyana Modawar | g | 0-0 | 0-0 | 0-0 | 0 | 0 | 0 | 0 | 0 | 0 | 0 | 0 | 0 | 1 | | |
| 33 | Michelle Pruitt | g | 0-1 | 0-0 | 0-0 | 0 | 1 | 1 | 0 | 0 | 0 | 0 | 0 | 0 | 1 | | |
| Team | | | | | | 5 | 1 | 6 | | | | | | | | | |
| Totals | | | 30-70 | 8-25 | 14-22 | 16 | 22 | 38 | 16 | 82 | 18 | 12 | 0 | 11 | 225 | | |

1st - FG %: 9-18 50.0% 2nd: 7-19 36.8% 3rd: 4-14 28.6% 4th: 6-14 42.9% Game: 30-70 42.9% Deadba
 3FG %: 3-6 50.0% 1-5 20.0% 0-4 0.0% 1-6 16.7% 8-25 32.0% Rebound
 FT %: 2-3 66.7% 0-0 0.0% 2-4 50.0% 6-9 66.7% 14-22 63.6% 6

Officials: Scott Yarbrough, Rochelle Bennett, Kelly Bromfield
 Technical fouls: Charlotte-None. UTEP-None.
 Attendance: 1044

| Score by periods | 1st | 2nd | 3rd | 4th | OT | Total |
|------------------|-----|-----|-----|-----|----|-------|
| Charlotte | 12 | 15 | 20 | 9 | | 76 |
| UTEP | 23 | 15 | 10 | 19 | | 82 |

| Points | In | Off | 2nd | Fast |
|--------|-------|-----|--------|-------|
| CLT | Paint | T/O | Chance | Break |
| UTEPW | 20 | 11 | 18 | 9 |
| CLT | 36 | 22 | 17 | 24 |

1st FG - CLT 0T-00:47, UTEPW 0T-01:46. Score tied - 3 times.
 Largest lead - CLT by 4 4th-01:50, UTEPW by 17 2nd-03:40. Lead changed - 2 times.
 LT led for 02:43. UTEPW led for 40:35. Game was tied for 01:42.

Official Basketball Box Score -- Game Totals -- Final Statistics
 UTEP vs WKU
 02/13/20 6:00 pm at Bowling Green, KY

UTEP 65 • 13-10,6-6 C-USA

| # | Player | Total | | | 3-Ptr | | | Rebounds | | | PF | TP | A | TO | Blk | Stl | Min |
|--------|-----------------|--------|--------|--------|--------|--------|--------|----------|-----|-----|----|----|---|----|-----|-----|-----|
| | | FG-FGA | FG-FGA | FT-FTA | FG-FGA | FG-FGA | FT-FTA | Off | Def | Tot | | | | | | | |
| 12 | Ariona Gill | f | 8-14 | 0-0 | 3-6 | 1 | 6 | 7 | 3 | 19 | 2 | 1 | 1 | 0 | 36 | | |
| 03 | Katia Gallegos | g | 4-12 | 1-3 | 0-0 | 1 | 6 | 7 | 3 | 9 | 4 | 1 | 0 | 2 | 38 | | |
| 13 | Sabine Lipe | g | 3-6 | 0-2 | 1-1 | 2 | 3 | 5 | 3 | 7 | 4 | 3 | 1 | 1 | 24 | | |
| 15 | Avery Crouse | g | 2-5 | 1-2 | 1-4 | 1 | 5 | 6 | 3 | 6 | 2 | 2 | 0 | 1 | 36 | | |
| 44 | Katarina Zec | g | 3-9 | 0-2 | 1-1 | 1 | 6 | 7 | 1 | 7 | 0 | 5 | 0 | 0 | 28 | | |
| 01 | Arina Khlopkova | g | 0-0 | 0-0 | 0-0 | 0 | 0 | 0 | 0 | 0 | 0 | 2 | 0 | 0 | 4 | | |
| 02 | Tia Bradshaw | g | 0-0 | 0-0 | 0-0 | 0 | 0 | 0 | 0 | 2 | 0 | 0 | 0 | 0 | 5 | | |
| 22 | DeJaNae Roebuck | g | 0-0 | 0-0 | 0-0 | 0 | 0 | 0 | 0 | 0 | 0 | 2 | 0 | 0 | 4 | | |
| 25 | Ariana Taylor | g | 0-2 | 0-0 | 0-0 | 0 | 0 | 0 | 2 | 0 | 0 | 0 | 0 | 0 | 2 | | |
| 33 | Michelle Pruitt | g | 8-8 | 0-0 | 1-2 | 2 | 1 | 3 | 1 | 17 | 0 | 1 | 0 | 0 | 23 | | |
| Team | | | | | | 0 | 0 | 0 | | | | | | | | | |
| Totals | | | 28-56 | 2-9 | 7-14 | 9 | 27 | 36 | 18 | 65 | 12 | 19 | 2 | 4 | 200 | | |

1st - FG %: 5-13 38.5% 2nd: 7-18 38.9% 3rd: 8-14 57.1% 4th: 8-14 57.1% Game: 28-56 50.0% Deadba
 3FG %: 0-2 0.0% 1-3 33.3% 1-2 50.0% 1-2 50.0% 2-9 22.2% Rebound
 FT %: 1-1 100.0% 2-8 25.0% 3-3 100.0% 1-2 50.0% 7-14 50.0%

WKU 78 • 17-6,9-3 C-USA

| # | Player | Total | | | 3-Ptr | | | Rebounds | | | PF | TP | A | TO | Blk | Stl | Min |
|--------|------------------|--------|--------|--------|--------|--------|--------|----------|-----|-----|----|----|---|----|-----|-----|-----|
| | | FG-FGA | FG-FGA | FT-FTA | FG-FGA | FG-FGA | FT-FTA | Off | Def | Tot | | | | | | | |
| 04 | Dee Givens | f | 7-19 | 2-11 | 0-0 | 2 | 3 | 5 | 3 | 16 | 6 | 1 | 0 | 6 | 35 | | |
| 15 | Raneem Elgedawy | f | 7-14 | 0-2 | 2-7 | 4 | 10 | 14 | 1 | 16 | 1 | 2 | 1 | 0 | 29 | | |
| 05 | Whitney Creech | g | 2-9 | 0-1 | 2-2 | 0 | 1 | 1 | 1 | 6 | 3 | 3 | 0 | 2 | 38 | | |
| 11 | Alexis Brewer | g | 6-9 | 3-5 | 2-2 | 0 | 2 | 2 | 0 | 17 | 4 | 3 | 0 | 0 | 29 | | |
| 40 | Meral Abdelgawad | g | 6-12 | 2-5 | 3-3 | 5 | 1 | 6 | 4 | 17 | 2 | 0 | 0 | 3 | 33 | | |
| 00 | Myriah Haywood | g | 0-4 | 0-0 | 0-0 | 0 | 1 | 1 | 3 | 0 | 0 | 1 | 0 | 0 | 13 | | |
| 03 | DeMyia Brown | g | 1-1 | 1-1 | 0-0 | 1 | 0 | 1 | 0 | 3 | 0 | 1 | 0 | 1 | 5 | | |
| 12 | Fatou Pouye | g | 0-1 | 0-0 | 0-0 | 0 | 3 | 3 | 2 | 0 | 0 | 1 | 0 | 0 | 7 | | |
| 23 | Sandra Skinner | g | 1-1 | 0-0 | 1-2 | 1 | 2 | 3 | 1 | 3 | 0 | 0 | 0 | 0 | 11 | | |
| Team | | | | | | 2 | 0 | 2 | | | | | | | | | |
| Totals | | | 30-70 | 8-25 | 10-16 | 15 | 23 | 38 | 15 | 78 | 16 | 12 | 1 | 12 | 200 | | |

1st - FG %: 11-19 57.9% 2nd: 7-18 38.9% 3rd: 6-17 35.3% 4th: 6-16 37.5% Game: 30-70 42.9% Deadba
 3FG %: 1-6 16.7% 4-7 57.1% 0-5 0.0% 3-7 42.9% 8-25 32.0% Rebound
 FT %: 3-5 60.0% 0-3 0.0% 2-2 100.0% 5-6 83.3% 10-16 62.5%

Officials: Carla Roberts, Royce Blevins, Jody Cantrell
 Technical fouls: UTEP-None. WKU-None.
 Attendance: 1113
 2019-20 Women's Basketball. Round: 0. UTEP vs Western Ky. Played at E.A. Didd

| Score by periods | 1st | 2nd | 3rd | 4th | Total |
|------------------|-----|-----|-----|-----|-------|
| UTEP | 11 | 17 | 19 | 18 | 65 |
| WKU | 26 | 18 | 14 | 20 | 78 |

| Points | In | Off | 2nd | Fast |
|--------|-------|-----|--------|-------|
| UTEPW | Paint | T/O | Chance | Break |
| UTEPW | 5 | 6 | 11 | 13 |
| WESTKY | 36 | 23 | 11 | 15 |

Last FG - UTEPW 4th-00:44, WESTKY 4th-00:23.
 Largest lead - UTEPW None, WESTKY by 27 2nd-03:29.
 UTEPW led for 00:00. WESTKY led for 38:20. Game was tied for 01:40.

Score tied - 2 times.
 Lead changed - 0 times.

ODU vs UTEP
 2/8/20 1 p.m. at El Paso, Texas (Don Haskins Center)

ODU 77 • 20-3, 10-1 C-USA

| # | Player | Total | | | 3-Ptr | | | Rebounds | | | PF | TP | A | TO | Blk | Stl | Min |
|--------|------------------|--------|--------|--------|--------|--------|--------|----------|-----|-----|----|----|---|----|-----|-----|-----|
| | | FG-FGA | FG-FGA | FT-FTA | FG-FGA | FG-FGA | FT-FTA | Off | Def | Tot | | | | | | | |
| 23 | Young, Amari | f | 9-14 | 0-0 | 5-8 | 4 | 5 | 9 | 4 | 23 | 2 | 2 | 0 | 3 | 27 | | |
| 25 | Scott, Ashley | c | 0-0 | 0-0 | 0-0 | 4 | 7 | 11 | 2 | 0 | 0 | 0 | 2 | 0 | 29 | | |
| 04 | Hudson, Aziah | g | 2-9 | 1-7 | 1-2 | 0 | 0 | 0 | 3 | 6 | 1 | 0 | 0 | 1 | 26 | | |
| 05 | Morris, Victoria | g | 8-22 | 7-17 | 0-0 | 0 | 3 | 3 | 2 | 23 | 0 | 2 | 0 | 2 | 34 | | |
| 11 | Edwards, Taylor | g | 4-10 | 0-1 | 5-8 | 2 | 6 | 8 | 4 | 13 | 6 | 2 | 0 | 3 | 33 | | |
| 01 | Adams, Mariah | g | 4-8 | 0-1 | 1-3 | 1 | 3 | 4 | 2 | 9 | 0 | 2 | 0 | 1 | 16 | | |
| 14 | Carter, Dejah | g | 1-1 | 0-0 | 0-0 | 2 | 1 | 3 | 4 | 2 | 0 | 0 | 0 | 1 | 8 | | |
| 31 | Reichert, Marie | g | 0-5 | 0-1 | 1-2 | 0 | 1 | 1 | 2 | 1 | 1 | 1 | 0 | 1 | 27 | | |
| Team | | | | | | 2 | 0 | 2 | | | | | | | | | |
| Totals | | | 28-69 | 8-27 | 13-23 | 15 | 26 | 41 | 23 | 77 | 10 | 9 | 2 | 12 | 200 | | |

1st - FG %: 9-16 56.3% 2nd: 6-22 27.3% 3rd: 5-15 33.3% 4th: 8-16 50.0% Game: 28-69 40.6% Deadba
 3FG %: 3-6 50.0% 1-10 10.0% 2-6 33.3% 2-5 40.0% 8-27 29.6% Rebound
 FT %: 5-11 45.5% 1-2 50.0% 3-4 75.0% 4-6 66.7%

UTEP 69 • 13-9, 6-5 C-USA

| # | Player | Total | | | 3-Ptr | | | Rebounds | | | PF | TP | A | TO | Blk | Stl | Min |
|----|-------------|--------|--------|--------|--------|--------|--------|----------|-----|-----|----|----|---|----|-----|-----|-----|
| | | FG-FGA | FG-FGA | FT-FTA | FG-FGA | FG-FGA | FT-FTA | Off | Def | Tot | | | | | | | |
| 12 | Ariona Gill | f | 5-13 | 0-1 | 3-4 | 3 | 6 | 9 | 4 | 13 | 0 | 4 | 0 | 0 | | | |

2019-20 BOX SCORES

Official Basketball Box Score -- Game Totals -- Final Statistics
UTEP vs UTSA
 02/20/20 7:00 pm at San Antonio, TX

UTEP 85 • 14-11, 7-7 C-USA

| # | Player | Total | | | 3-Ptr | | | Rebounds | | | PF | TP | A | TO | Blk | Stl | Min |
|---------------|-----------------|--------|--------|--------|--------|--------|--------|----------|-----|-----|----|----|---|----|-----|-----|-----|
| | | FG-FGA | FG-FGA | FT-FTA | FG-FGA | FG-FGA | FT-FTA | Off | Def | Tot | | | | | | | |
| 12 | Ariona Gill | f | 7-18 | 0-1 | 3-8 | 10 | 8 | 18 | 1 | 17 | 2 | 0 | 1 | 1 | 32 | | |
| 03 | Katia Gallegos | g | 7-13 | 1-2 | 2-2 | 2 | 5 | 7 | 4 | 17 | 7 | 3 | 0 | 4 | 28 | | |
| 13 | Sabine Lipe | g | 2-6 | 0-2 | 0-0 | 1 | 1 | 2 | 2 | 4 | 1 | 0 | 0 | 3 | 20 | | |
| 15 | Avery Crouse | g | 8-14 | 2-6 | 3-4 | 0 | 3 | 3 | 2 | 21 | 3 | 0 | 1 | 0 | 33 | | |
| 44 | Katarina Zec | g | 3-8 | 0-5 | 0-0 | 2 | 1 | 3 | 2 | 6 | 4 | 0 | 0 | 0 | 24 | | |
| 01 | Arina Khlopkova | g | 0-0 | 0-0 | 0-0 | 0 | 0 | 0 | 2 | 0 | 0 | 0 | 0 | 0 | 6 | | |
| 02 | Tia Bradshaw | g | 0-5 | 0-2 | 0-0 | 0 | 3 | 3 | 1 | 0 | 1 | 2 | 0 | 2 | 19 | | |
| 10 | Jade Rochelle | g | 0-2 | 0-0 | 0-0 | 2 | 0 | 2 | 0 | 0 | 1 | 1 | 0 | 1 | 7 | | |
| 22 | DeJaNae Roebuck | g | 2-3 | 1-1 | 1-2 | 0 | 1 | 1 | 0 | 6 | 0 | 0 | 0 | 0 | 7 | | |
| 31 | Tatyana Modawar | g | 0-0 | 0-0 | 0-0 | 0 | 0 | 0 | 0 | 0 | 0 | 0 | 0 | 0 | 5 | | |
| 33 | Michelle Pruitt | g | 7-11 | 0-0 | 0-0 | 3 | 1 | 4 | 0 | 14 | 1 | 1 | 0 | 1 | 19 | | |
| Team | | | | | | 2 | 1 | 3 | | | 1 | | | | | | |
| Totals | | | 36-80 | 4-19 | 9-16 | 22 | 24 | 46 | 14 | 85 | 20 | 8 | 2 | 12 | 200 | | |

1st - FG %: 8-22 36.4% 2nd: 7-22 31.8% 3rd: 8-16 50.0% 4th: 13-20 65.0% Game: 36-80 45.0% Deadball Rebound: 3
 3FG %: 2-7 28.6% 0-5 0.0% 0-2 0.0% 2-5 40.0% 4-6 66.7% 2-9 22.2% 4-8 50.0% 12-28 42.9%
 FT %: 3-6 50.0% 2-4 50.0% 3-4 75.0% 1-2 50.0% 9-16 56.3%

UTSA 59 • 6-19, 2-12 C-USA

| # | Player | Total | | | 3-Ptr | | | Rebounds | | | PF | TP | A | TO | Blk | Stl | Min |
|---------------|-------------------|--------|--------|--------|--------|--------|--------|----------|-----|-----|----|----|---|----|-----|-----|-----|
| | | FG-FGA | FG-FGA | FT-FTA | FG-FGA | FG-FGA | FT-FTA | Off | Def | Tot | | | | | | | |
| 01 | Evelyn Omemmah | f | 8-11 | 0-0 | 1-2 | 5 | 3 | 8 | 4 | 17 | 0 | 0 | 1 | 2 | 27 | | |
| 15 | Timea Toth | f | 1-1 | 0-0 | 4-6 | 1 | 4 | 5 | 3 | 6 | 1 | 1 | 5 | 0 | 30 | | |
| 32 | Adryana Quezada | f | 5-13 | 0-0 | 4-4 | 2 | 6 | 8 | 1 | 14 | 2 | 7 | 1 | 0 | 34 | | |
| 10 | Karley Larson | g | 3-8 | 2-6 | 0-0 | 0 | 2 | 2 | 2 | 8 | 2 | 4 | 1 | 1 | 30 | | |
| 34 | Karrington Donald | g | 2-11 | 1-5 | 0-0 | 0 | 3 | 3 | 3 | 5 | 6 | 4 | 1 | 0 | 37 | | |
| 03 | Elena Blanding | g | 0-2 | 0-0 | 0-0 | 1 | 2 | 3 | 1 | 0 | 0 | 0 | 0 | 0 | 9 | | |
| 11 | Charlene Mass | g | 2-5 | 1-2 | 2-2 | 0 | 1 | 1 | 3 | 7 | 0 | 3 | 0 | 1 | 15 | | |
| 22 | Ceyenne Mass | g | 1-3 | 0-1 | 0-0 | 1 | 3 | 4 | 2 | 2 | 1 | 1 | 0 | 0 | 18 | | |
| Team | | | | | | 0 | 2 | 2 | | | 2 | | | | | | |
| Totals | | | 22-54 | 4-14 | 11-14 | 10 | 26 | 36 | 19 | 59 | 12 | 22 | 9 | 4 | 200 | | |

1st - FG %: 7-17 41.2% 2nd: 7-15 46.7% 3rd: 6-12 50.0% 4th: 2-10 20.0% Game: 22-54 40.7% Deadball Rebound: 1
 3FG %: 2-6 33.3% 0-4 0.0% 1-1 100.0% 1-4 25.0% 4-14 28.6% 9-19 47.4%
 FT %: 2-2 100.0% 2-2 100.0% 5-6 83.3% 2-4 50.0% 11-14 78.6%

Officials: Ily Seales, Demoya Williams, Britton Sherry
 Technical fouls: UTEP-None. UTSA-None.
 Attendance: 574
 2019-20 Women's Basketball. Round: 0. UTEP vs UTSA. Played at Convocation Cent

| Score by periods | 1st | 2nd | 3rd | 4th | Total | In | Off | 2nd | Fast | Bench |
|------------------|-----|-----|-----|-----|-------|----|-----|-----|------|-------|
| UTEP | 21 | 16 | 19 | 29 | 85 | 56 | 28 | 19 | 13 | 20 |
| UTSA | 18 | 16 | 18 | 7 | 59 | 32 | 8 | 13 | 2 | 9 |

Last FG - UTEPW 4th-01:12, UTSA 4th-07:21.
 Largest lead - UTEPW by 27 4th-01:12, UTSA by 2 1st-05:21.
 UTEPW led for 38:39. UTSA led for 00:48. Game was tied for 00:33.
 Score tied - 1 time.
 Lead changed - 2 times.

Official Basketball Box Score -- Game Totals -- Final Statistics
Middle Tennessee vs UTEP
 2/22/20 1 p.m. at El Paso, Texas (Don Haskins Center)

Middle Tennessee 92 • 18-9, 10-5 C-USA

| # | Player | Total | | | 3-Ptr | | | Rebounds | | | PF | TP | A | TO | Blk | Stl | Min |
|---------------|---------------------|--------|--------|--------|--------|--------|--------|----------|-----|-----|----|----|---|----|-----|-----|-----|
| | | FG-FGA | FG-FGA | FT-FTA | FG-FGA | FG-FGA | FT-FTA | Off | Def | Tot | | | | | | | |
| 33 | Whitson, Courtney | f | 2-6 | 1-3 | 0-0 | 3 | 3 | 6 | 4 | 5 | 0 | 0 | 0 | 1 | 21 | | |
| 35 | Savage, Charity | f | 1-2 | 0-0 | 2-4 | 1 | 6 | 7 | 4 | 4 | 2 | 1 | 1 | 0 | 29 | | |
| 01 | Hayes, Anastasia | g | 8-18 | 0-0 | 8-13 | 4 | 5 | 9 | 2 | 24 | 11 | 3 | 2 | 1 | 39 | | |
| 02 | Sutton, Taylor | g | 6-15 | 2-9 | 1-2 | 2 | 3 | 5 | 4 | 15 | 1 | 6 | 0 | 2 | 40- | | |
| 11 | Hayes, Aislynn | g | 6-14 | 3-8 | 5-9 | 0 | 5 | 5 | 3 | 20 | 5 | 8 | 0 | 0 | 40- | | |
| 23 | Whittington, Alexis | g | 7-10 | 6-8 | 0-0 | 2 | 3 | 5 | 2 | 20 | 1 | 0 | 0 | 3 | 27 | | |
| 30 | Boothe, Reliah | g | 2-2 | 0-0 | 0-0 | 1 | 1 | 2 | 3 | 4 | 0 | 1 | 0 | 0 | 4 | | |
| Team | | | | | | 1 | 1 | 2 | | | 1 | | | | | | |
| Totals | | | 32-67 | 12-28 | 16-28 | 14 | 27 | 41 | 22 | 92 | 20 | 19 | 3 | 7 | 200 | | |

1st - FG %: 5-15 33.3% 2nd: 8-14 57.1% 3rd: 10-23 43.5% 4th: 9-15 60.0% Game: 32-67 47.8% Deadball Rebound: 5
 3FG %: 2-5 40.0% 4-6 66.7% 2-9 22.2% 4-8 50.0% 12-28 42.9%
 FT %: 4-6 66.7% 6-9 66.7% 2-5 40.0% 4-8 50.0% 16-28 57.1%

UTEP 80 • 14-12, 7-8 C-USA

| # | Player | Total | | | 3-Ptr | | | Rebounds | | | PF | TP | A | TO | Blk | Stl | Min |
|---------------|-----------------|--------|--------|--------|--------|--------|--------|----------|-----|-----|----|----|---|----|-----|-----|-----|
| | | FG-FGA | FG-FGA | FT-FTA | FG-FGA | FG-FGA | FT-FTA | Off | Def | Tot | | | | | | | |
| 12 | Ariona Gill | f | 6-10 | 1-1 | 3-6 | 2 | 7 | 9 | 2 | 16 | 3 | 3 | 1 | 0 | 30 | | |
| 33 | Michelle Pruitt | f | 1-4 | 0-0 | 2-2 | 1 | 1 | 2 | 3 | 4 | 0 | 2 | 0 | 0 | 10 | | |
| 03 | Katia Gallegos | g | 3-12 | 0-4 | 4-5 | 2 | 6 | 3 | 10 | 7 | 7 | 0 | 2 | 38 | | | |
| 15 | Avery Crouse | g | 4-9 | 0-2 | 5-6 | 1 | 2 | 3 | 3 | 13 | 2 | 3 | 0 | 4 | 31 | | |
| 44 | Katarina Zec | g | 7-15 | 0-3 | 2-2 | 3 | 3 | 6 | 5 | 16 | 0 | 1 | 1 | 1 | 31 | | |
| 01 | Arina Khlopkova | g | 1-3 | 0-2 | 0-0 | 0 | 0 | 0 | 1 | 2 | 0 | 1 | 0 | 0 | 10 | | |
| 02 | Tia Bradshaw | g | 0-0 | 0-0 | 0-0 | 0 | 1 | 1 | 0 | 1 | 0 | 1 | 0 | 0 | 6 | | |
| 10 | Jade Rochelle | g | 3-5 | 0-0 | 0-0 | 1 | 3 | 4 | 2 | 6 | 1 | 2 | 0 | 2 | 11 | | |
| 13 | Sabine Lipe | g | 3-8 | 3-6 | 2-2 | 0 | 2 | 2 | 4 | 11 | 3 | 0 | 0 | 0 | 20 | | |
| 22 | DeJaNae Roebuck | g | 0-2 | 0-1 | 0-0 | 1 | 2 | 3 | 4 | 0 | 1 | 0 | 0 | 0 | 7 | | |
| 31 | Tatyana Modawar | g | 1-2 | 0-0 | 0-0 | 2 | 1 | 3 | 0 | 2 | 0 | 0 | 0 | 0 | 6 | | |
| Team | | | | | | 3 | 2 | 5 | | | 2 | | | | | | |
| Totals | | | 29-70 | 4-19 | 18-23 | 16 | 28 | 44 | 28 | 80 | 17 | 21 | 2 | 9 | 200 | | |

1st - FG %: 7-16 43.8% 2nd: 8-18 44.4% 3rd: 7-18 38.9% 4th: 7-18 38.9% Game: 29-70 41.4% Deadball Rebound: 3
 3FG %: 3-6 50.0% 0-4 0.0% 1-5 20.0% 0-4 0.0% 4-19 21.1% 4-19 21.1%
 FT %: 0-0 0.0% 3-4 75.0% 9-10 90.0% 6-9 66.7% 18-23 78.3%

Officials: Roy Gulbeyan, Carla Fountain, Kelly Johnson
 Technical fouls: Middle Tennessee-None. UTEP-None.
 Attendance: 603

| Score by periods | 1st | 2nd | 3rd | 4th | Total | In | Off | 2nd | Fast | Bench |
|------------------|-----|-----|-----|-----|-------|----|-----|-----|------|-------|
| Middle Tennessee | 16 | 26 | 24 | 26 | 92 | 38 | 23 | 10 | 25 | 24 |
| UTEP | 17 | 19 | 24 | 20 | 80 | 48 | 17 | 10 | 15 | 21 |

Last FG - MT 4th-01:42, UTEPW 4th-04:38.
 Largest lead - MT by 13 4th-02:17, UTEPW by 9 1st-03:38.
 MT led for 27:09. UTEPW led for 10:27. Game was tied for 02:24.
 Score tied - 5 times.
 Lead changed - 5 times.

UTEP vs Rice
 03/05/20 7:00 pm at Houston, TX

UTEP 59 • 15-13, 8-9 C-USA




| # | Player | Total | | | 3-Ptr | | | Rebounds | | | PF | TP | A | TO | Blk | Stl | Min |
|---------------|-----------------|--------|--------|--------|--------|--------|--------|----------|-----|-----|----|----|---|----|-----|-----|-----|
| | | FG-FGA | FG-FGA | FT-FTA | FG-FGA | FG-FGA | FT-FTA | Off | Def | Tot | | | | | | | |
| 12 | Ariona Gill | f | 8-17 | 0-1 | 3-5 | 1 | 1 | 2 | 4 | 19 | 0 | 3 | 0 | 1 | 27 | | |
| 03 | Katia Gallegos | g | 4-10 | 3-6 | 4-6 | 0 | 2 | 2 | 3 | 15 | 3 | 2 | 0 | 3 | 33 | | |
| 13 | Sabine Lipe | g | 2-4 | 0-2 | 1-1 | 0 | 1 | 1 | 2 | 5 | 2 | 2 | 1 | 1 | 29 | | |
| 15 | Avery Crouse | g | 1-3 | 0-0 | 3-4 | 2 | 2 | 4 | 5 | 5 | 1 | 3 | 0 | 1 | 17 | | |
| 44 | Katarina Zec | g | 4-5 | 0-0 | 3-5 | 1 | 8 | 9 | 4 | 11 | 2 | 5 | 0 | 1 | 29 | | |
| 01 | Arina Khlopkova | g | 0-3 | 0-1 | 0-0 | 0 | 1 | 1 | 1 | 0 | 1 | 0 | 0 | 1 | 26 | | |
| 02 | Tia Bradshaw | g | 0-1 | 0-0 | 0-0 | 0 | 1 | 1 | 0 | 0 | 0 | 2 | 0 | 0 | 10 | | |
| 10 | Jade Rochelle | g | 0-1 | 0-0 | 0-0 | 0 | 0 | 0 | 0 | 0 | 0 | 1 | 0 | 0 | 7 | | |
| 22 | DeJaNae Roebuck | g | 2-6 | 0-1 | 0-1 | 0 | 3 | 3 | 2 | 4 | 0 | 1 | 0 | 1 | 13 | | |
| 31 | Tatyana Modawar | g | 0-0 | 0-0 | 0-0 | 0 | 0 | 0 | 0 | 0 | 0 | 0 | 0 | 0 | 2 | | |
| 33 | Michelle Pruitt | g | 0-0 | 0-0 | 0-0 | 0 | 0 | 0 | 0 | 0 | 0 | 0 | 0 | 0 | 7 | | |
| Team | | | | | | 0 | 0 | 0 | | | 0 | | | | | | |
| Totals | | | 21-50 | 3-11 | 14-22 | 4 | 19 | 23 | 21 | 59 | 9 | 19 | 1 | 9 | 200 | | |

1st - FG %: 5-15 33.3% 2nd: 6-10 60.0% 3rd: 6-13 46.2% 4th: 4-12 33.3% Game: 21-50 42.0% Deadball Rebound: 3
 3FG %: 0-0 0.0% 2-4 50.0% 0-4 0.0% 0-4 0.0% 3-11 27.3% 14-22 63.6%
 FT %: 5-7 71.4% 5-7 71.4% 2-3 66.7% 2-5 40.0%

Rice 82 • 20-8, 15-2 C-USA

| # | Player | Total | | | 3-Ptr | | | Rebounds | | | PF | TP | A | TO | Blk | Stl | Min |
|----|------------------|--------|--------|--------|--------|--------|--------|----------|-----|-----|----|----|---|----|-----|-----|-----|
| | | FG-FGA | FG-FGA | FT-FTA | FG-FGA | FG-FGA | FT-FTA | Off | Def | Tot | | | | | | | |
| 15 | Schwartz, Lauren | f | 6-9 | 2-4 | 0-0 | 1 | 1 | 2 | 4 | 14 | 4 | 2 | 0 | 0 | 26 | | |
| 32 | Mulkey, Nancy | c | 4-6 | 0-0 | 0-0 | 0 | 1 | 1 | 4 | | | | | | | | |

GAME 29: UTEP AT NORTH TEXAS

| | | | | | | | | | | | |
|----|---|--|--------------------|-------------------|--------------------|--------------------|------------------|-------------------|------------------|--------------------|--|
| 00 |  | JORDAN JENKINS • Jr.-2L • G • 5-5 • Tennessee Colony, Texas (Buffalo HS) | PTS 0.0 | RBS 0.0 | ASTS 0.0 | STLS 0.0 | FG% 00 | 3FG% 00 | FT% 00 | MPG 00.0 | <ul style="list-style-type: none"> • Will redshirt the 2019-20 season while recovering from a knee injury • Played in 47 career games, including 22 starts, pitching in 2.4 ppg and 1.8 apg • Piled up more than 1,800 career points and was TABC All State and All Region at Buffalo HS • 2018 C-USA Commissioner's Honor Roll • Kinesiology major |
| 1 |  | ARINA KHLOPKOVA • Fr.-HS • G/F • 6-0 • Moscow, Russia (Christian Academy of Louisville) | PTS 4.3 | RBS 1.5 | ASTS 0.4 | STLS 0.4 | FG% 36 | 3FG% 29 | FT% 69 | MPG 14.5 | <ul style="list-style-type: none"> • Played in all 28 games, including making four starts • Scored career-high 20 points in the win vs. Georgia State (11/30/19) • Helped the Christian Academy of Louisville win the inaugural Kentucky 2A Championships • Contributed 14.3 ppg, 6.5 rpg, 2.3 apg, 2.0 bpg and 1.3 spg as a senior • International business major |
| 2 |  | TIA BRADSHAW • Jr.-TR • G • 5-9 • Dodge City, Kan. (Hutchinson CC) | PTS 2.3 | RBS 1.3 | ASTS 0.9 | STLS 0.6 | FG% 34 | 3FG% 20 | FT% 57 | MPG 10.6 | <ul style="list-style-type: none"> • Played in every game as reserve, twice scoring a career-high eight points • Two-year starter and floor leader for Hutchinson Junior College • Team was 60-11 in the timeframe and competed in NJCAA National Tournament both years • #55 JUCO player and #12 guard according to the Dan Olson Collegiate Girls Basketball Report • Kinesiology major |
| 3 |  | KATIA GALLEGOS • Fr.-HS • G • 5-7 • El Paso, Texas (Franklin HS) | PTS 9.8 | RBS 4.8 | ASTS 5.1 | STLS 1.7 | FG% 34 | 3FG% 28 | FT% 77 | MPG 29.8 | <ul style="list-style-type: none"> • Started every game. Set career highs in assists (12) and steals (seven) in win vs USM (2/29) • First in C-USA for assists/game (5.1) and third in assist-to-turnover ratio (1.7) • All-Region, All-State and All-District selection while starring for Franklin HS in El Paso • Played for U18 Mexican National Team, competing in FIBA events • Civil engineering major |
| 4 |  | NEIDY OCUANE • Sr.-1L • PG • 5-5 • Maputo, Mozambique (Seward County CC) | PTS 0.0 | RBS 0.3 | ASTS 0.3 | STLS 0.3 | FG% 00 | 3FG% 00 | FT% NA | MPG 4.3 | <ul style="list-style-type: none"> • Played in three of the first four games before suffering an injury. Has returned to practice • Helped Seward County CC go a combined 57-10 in two years before transferring to UTEP • Played for Mozambique at the 2014 AfroBasket U18 Women's Championships • Two-time (2018 and 2019) member of C-USA Commissioner's Honor Roll • Biochemistry major |
| 10 |  | JADE ROCHELLE • Sr.-1L • G/F • 5-11 • Grandview, Texas (Blinn College) | PTS 3.0 | RBS 1.8 | ASTS 0.5 | STLS 0.6 | FG% 44 | 3FG% 17 | FT% 63 | MPG 8.5 | <ul style="list-style-type: none"> • Played in 27 games off the bench. Has 23 offensive rebounds & 26 defensive boards • Set career high for scoring (15) and steals (six) in the win against Weber State (12/5/19) • Ranked second on the team in offensive rebounds and third in rebounding in '18-19 • Two-year starter at Blinn College, averaging a double-double (10.9 ppg, 10.3 rpg) in '17-18 • Business administration major |
| 12 |  | ARIONA GILL • Sr.-1L • G/F • 6-0 • Las Vegas, Nev. (San Jacinto College) | PTS 11.8 | RBS 8.6 | ASTS 1.6 | STLS 1.4 | FG% 46 | 3FG% 26 | FT% 57 | MPG 26.2 | <ul style="list-style-type: none"> • Leads team and is sixth in C-USA for rebounding at 8.6 rpg. Second on team in scoring • Hit double figures in scoring in nine of the past 10 contests • Sat out 2017-18 as a redshirt; avg. 8.7 ppg & 4.4 rpg in 23 games last year • Helped San Jacinto go 24-9 and make first appearance at NJCAA DI National Championships • Communications major |
| 13 |  | SABINE LIPE • So.-1L • G • 5-9 • Liepaja, Latvia (Liepajas 15 Vidusskola) | PTS 4.4 | RBS 2.2 | ASTS 1.8 | STLS 0.5 | FG% 35 | 3FG% 27 | FT% 61 | MPG 16.6 | <ul style="list-style-type: none"> • Appeared in every contest, including making eight starts • Scored a career-high 12 points, on 4-6 shooting from distance, against Charlotte • Played in 13 games as a freshman, including making four starts, before suffering an injury • Wide-ranging experience in playing for Latvia at numerous FIBA Championships • Civil engineering major |
| 15 |  | AVERY CROUSE • Fr.-HS • G • 6-0 • Sachse, Texas (Sachse HS) | PTS 7.6 | RBS 3.0 | ASTS 1.9 | STLS 1.0 | FG% 42 | 3FG% 32 | FT% 70 | MPG 26.6 | <ul style="list-style-type: none"> • Started 27 straight games. Scored double digits in three of four and seven times total • Scored a career-high 21 points at UTSA (2/20); matched it vs. USM (2/29) last time out • Four-year letter winner and three-time district champion with Sachse HS • Garnered All-State and first-team All-District accolades as both a junior and senior • Biochemistry major |
| 22 |  | DEJANAЕ ROEBUCK • Jr.-TR • F • 6-0 • Olathe, Kan. (Hutchinson CC) | PTS 2.9 | RBS 1.2 | ASTS 0.3 | STLS 0.3 | FG% 51 | 3FG% 38 | FT% 64 | MPG 7.3 | <ul style="list-style-type: none"> • Played in 27 games off the bench, scoring a career-high 15 points vs. FAU (1/4/20) • Second on the team in field-goal percentage (50.8) • Piled up 998 points and grabbed 582 boards in two years with Hutchinson Junior College • Third-team All-American and first-team All-Region after helping team go 33-4 in 2018-19 • Criminal justice major |
| 25 |  | ARIANA TAYLOR • So.-1L • F • 6-0 • Houston, Texas (Houston Wheatley HS) | PTS 6.6 | RBS 2.8 | ASTS 0.7 | STLS 0.4 | FG% 40 | 3FG% 36 | FT% 73 | MPG 16.8 | <ul style="list-style-type: none"> • Played 21 contests, including 10 starts, but has missed five straight due to injuries • Ranks fourth on the squad in scoring • Came off the bench first 14 games before starting 16 of final 17 as a freshman in 2018-19 • All-Region and All-District performer for Houston Wheatley HS • Communications major |
| 31 |  | TATYANA MODAWAR • Fr.-HS • F • 6-3 • Concord, Calif. (Carondelet HS) | PTS 2.2 | RBS 1.3 | ASTS 0.2 | STLS 0.1 | FG% 34 | 3FG% 50 | FT% 80 | MPG 6.6 | <ul style="list-style-type: none"> • Tallest player on the squad at 6-3 • Played in 22 games off the bench. Leads the squad in free-throw percentage • Helped Carondelet HS go 26-5 and claim fourth straight North Coast Section (NCS) title • Nearly averaged a double-double (14 ppg, 8 rpg) while adding 2.5 assists per game • Criminal justice major |
| 33 |  | MICHELLE PRUITT • Jr.-TR • F • 5-11 • Chicago, Ill. (Miami Dade College) | PTS 5.7 | RBS 3.1 | ASTS 0.4 | STLS 0.3 | FG% 53 | 3FG% NA | FT% 51 | MPG 12.6 | <ul style="list-style-type: none"> • Played in 27 games, including making eight starts. Leads the team in field-goal percentage • Scored a career-high 17 points on 8-8 shooting at WKU (2/13/20) • Honorable-mention WBCA All-American and first-team All-Region with Miami Dade in '18-19 • ASUN All-Freshman team in 2017-18 with Stetson University • Business administration major |
| 44 |  | KATARINA ZEC • Sr.-3L • G/F • 5-11 • Belgrade, Serbia (Sportska gimnazija) | PTS 12.9 | RBS 5.2 | ASTS 1.6 | STLS 1.2 | FG% 46 | 3FG% 36 | FT% 74 | MPG 31.8 | <ul style="list-style-type: none"> • Started every game and leads team in scoring, 3-pointers made & attempted and minutes • Hit double figures in 34 of past 40 contests, including career-high tying 22 vs. ODU (2/8) • Second on the team in rebounding & third in steals. 10th all time at UTEP for career points • Three-time C-USA Commissioner's Academic Medalist & Honor Roll Member • Biochemistry major |



2019-20 UTEP SEASON STATS

2019-20 UTEP Women's Basketball UTEP Combined Team Statistics (as of Mar 05, 2020) All games

| RECORD: | OVERALL | HOME | AWAY | NEUTRAL |
|----------------|---------|------|------|---------|
| ALL GAMES | 15-13 | 12-6 | 3-7 | 0-0 |
| CONFERENCE | 8-9 | 6-3 | 2-6 | 0-0 |
| NON-CONFERENCE | 7-4 | 6-3 | 1-1 | 0-0 |

| # | Player | gp-gs | min | Total | | | 3-Point | | F-Throw | | Rebounds | | | | pf | dq | a | to | blk | stl | pts | avg |
|----------------|-----------------|-------|------|--------|----------|---------|---------|-------|---------|------|----------|-----|------|------|-----|----|-----|-----|-----|-----|------|------|
| | | | | fg-fga | fg% | 3fg-fga | 3fg% | ft-fa | ft% | off | def | tot | avg | | | | | | | | | |
| 44 | Katarina Zec | 28-28 | 889 | 31.8 | 139-304 | .457 | 40-111 | .360 | 44-59 | .746 | 35 | 110 | 145 | 5.2 | 57 | 2 | 46 | 61 | 3 | 34 | 362 | 12.9 |
| 12 | Ariona Gill | 27-27 | 708 | 26.2 | 123-268 | .459 | 10-38 | .263 | 62-108 | .574 | 83 | 149 | 232 | 8.6 | 83 | 3 | 44 | 65 | 11 | 37 | 318 | 11.8 |
| 03 | Katia Gallegos | 28-28 | 835 | 29.8 | 84-251 | .335 | 25-88 | .284 | 82-107 | .766 | 38 | 96 | 134 | 4.8 | 70 | 1 | 142 | 82 | 1 | 48 | 275 | 9.8 |
| 15 | Avery Crouse | 28-27 | 745 | 26.6 | 73-176 | .415 | 21-65 | .323 | 47-67 | .701 | 30 | 55 | 85 | 3.0 | 80 | 3 | 54 | 47 | 9 | 29 | 214 | 7.6 |
| 25 | Ariana Taylor | 21-10 | 352 | 16.8 | 52-129 | .403 | 11-31 | .355 | 24-33 | .727 | 10 | 49 | 59 | 2.8 | 37 | 0 | 15 | 24 | 7 | 8 | 139 | 6.6 |
| 33 | Michelle Pruitt | 27-8 | 334 | 12.4 | 65-122 | .533 | 0-0 | .000 | 24-47 | .511 | 46 | 37 | 83 | 3.1 | 19 | 0 | 12 | 29 | 0 | 8 | 154 | 5.7 |
| 13 | Sabine Lipe | 28-8 | 464 | 16.6 | 40-113 | .354 | 16-59 | .271 | 26-43 | .605 | 14 | 48 | 62 | 2.2 | 65 | 0 | 50 | 37 | 10 | 15 | 122 | 4.4 |
| 01 | Arina Khlopkova | 28-4 | 406 | 14.5 | 38-107 | .355 | 17-59 | .288 | 27-39 | .692 | 15 | 27 | 42 | 1.5 | 39 | 0 | 10 | 34 | 2 | 12 | 120 | 4.3 |
| 10 | Jade Rochelle | 27-0 | 229 | 8.5 | 34-77 | .442 | 1-6 | .167 | 12-19 | .632 | 23 | 26 | 49 | 1.8 | 20 | 0 | 14 | 17 | 0 | 16 | 81 | 3.0 |
| 22 | DeJaNae Roebuck | 27-0 | 197 | 7.3 | 30-59 | .508 | 3-8 | .375 | 14-22 | .636 | 17 | 16 | 33 | 1.2 | 26 | 0 | 7 | 26 | 2 | 8 | 77 | 2.9 |
| 02 | Tia Bradshaw | 28-0 | 297 | 10.6 | 24-71 | .338 | 3-15 | .200 | 12-21 | .571 | 10 | 27 | 37 | 1.3 | 29 | 1 | 25 | 42 | 1 | 17 | 63 | 2.3 |
| 31 | Tatyana Modawar | 23-0 | 152 | 6.6 | 16-47 | .340 | 3-6 | .500 | 16-20 | .800 | 13 | 16 | 29 | 1.3 | 25 | 0 | 5 | 10 | 1 | 1 | 51 | 2.2 |
| 04 | Neidy Ocuane | 4-0 | 17 | 4.3 | 0-2 | .000 | 0-2 | .000 | 0-0 | .000 | 0 | 1 | 1 | 0.3 | 2 | 0 | 1 | 4 | 0 | 1 | 0 | 0.0 |
| Team | | | | | | | | | | | 64 | 60 | 124 | | | | 7 | | | | | |
| Total..... | | 28 | 5625 | | 718-1726 | .416 | 150-488 | .307 | 390-585 | .667 | 398 | 717 | 1115 | 39.8 | 552 | 10 | 425 | 485 | 47 | 234 | 1976 | 70.6 |
| Opponents..... | | 28 | 5625 | | 642-1597 | .402 | 163-534 | .305 | 377-542 | .696 | 321 | 708 | 1029 | 36.8 | 596 | - | 347 | 550 | 126 | 246 | 1824 | 65.1 |

| TEAM STATISTICS | UTEPW | OPP | Date | Opponent | Score | Att. |
|------------------------|----------|----------|------------|-------------------|-----------|------|
| SCORING | 1976 | 1824 | 11/9/19 | UCR | w 63-50 | 844 |
| Points per game | 70.6 | 65.1 | 11/13/19 | at New Mexico St. | w 63-57 | 976 |
| Scoring margin | +5.4 | - | 11/16/19 | ALCORN STATE | w 92-47 | 573 |
| FIELD GOALS-ATT | 718-1726 | 642-1597 | 11/19/19 | NEW MEXICO | L 78-93 | 1352 |
| Field goal pct | .416 | .402 | 11/23/19 | NEW MEXICO ST. | w 65-45 | 803 |
| 3 POINT FG-ATT | 150-488 | 163-534 | 11/29/19 | WESTERN MICHIGAN | w 76-46 | 756 |
| 3-point FG pct | .307 | .305 | 11/30/19 | GEORGIA STATE | w 71-68 | 788 |
| 3-pt FG made per game | 5.4 | 5.8 | 12/5/19 | WEBER STATE | w 70-51 | 621 |
| FREE THROWS-ATT | 390-585 | 377-542 | 12/7/19 | #20 ARIZONA | L 43-54 | 1019 |
| Free throw pct | .667 | .696 | 12/19/19 | at SMU | L 56-60 | 578 |
| F-Throws made per game | 13.9 | 13.5 | 12/29/19 | TULSA | L 51-58 | 681 |
| REBOUNDS | 1115 | 1029 | * 1/2/20 | FIU | w 64-34 | 601 |
| Rebounds per game | 39.8 | 36.8 | * 1/4/20 | FLORIDA ATLANTIC | w 96-65 | 901 |
| Rebounding margin | +3.1 | - | * 1/9/2020 | at Southern Miss | w 89-72 | 1000 |
| ASSISTS | 425 | 347 | * 01/11/20 | at Louisiana Tech | L 80-87 | 1349 |
| Assists per game | 15.2 | 12.4 | * 1/18/20 | UTSA | w 94-54 | 903 |
| TURNOVERS | 485 | 550 | * 01/23/20 | RICE | L 61-69 | 1203 |
| Turnovers per game | 17.3 | 19.6 | * 01/25/20 | UNT | w 67-63 | 973 |
| Turnover margin | +2.3 | - | * 01/30/20 | at Middle Tenn. | L 60-76 | 3521 |
| Assist/turnover ratio | 0.9 | 0.6 | * 2/1/20 | at UAB | L 51-63 | 558 |
| STEALS | 234 | 246 | * 2/6/20 | CHARLOTTE | Wot 82-76 | 1044 |
| Steals per game | 8.4 | 8.8 | * 2/8/20 | ODU | L 69-77 | 1172 |
| BLOCKS | 47 | 126 | * 02/13/20 | at WKU | L 65-78 | 1113 |
| Blocks per game | 1.7 | 4.5 | * 2/15/20 | at Marshall | L 66-76 | 612 |
| ATTENDANCE | 15749 | 10935 | * 02/20/20 | at UTSA | w 85-59 | 574 |
| Home games-Avg/Game | 18-875 | 10-1094 | * 2/22/20 | MIDDLE TENNESSEE | L 80-92 | 603 |
| Neutral site-Avg/Game | - | 0-0 | * 2/29/20 | SOUTHERN MISS | w 80-72 | 912 |
| | | | * 03/05/20 | at Rice | L 59-82 | 654 |

* = Conference game

| Score by Periods | 1st | 2nd | 3rd | 4th | OT | Totals |
|------------------|-----|-----|-----|-----|----|--------|
| UTEP | 465 | 490 | 510 | 496 | 15 | 1976 |
| Opponents | 447 | 421 | 476 | 471 | 9 | 1824 |



2020 UTEP C-USA ONLY STATS

2019-20 UTEP Women's Basketball UTEP Combined Team Statistics (as of Mar 05, 2020) Conference games only

| RECORD: | OVERALL | HOME | AWAY | NEUTRAL |
|----------------|---------|------|------|---------|
| ALL GAMES | 8-9 | 6-3 | 2-6 | 0-0 |
| CONFERENCE | 8-9 | 6-3 | 2-6 | 0-0 |
| NON-CONFERENCE | 0-0 | 0-0 | 0-0 | 0-0 |

| # | Player | gp-gs | min | avg | Total | | 3-Point | | F-Throw | | Rebounds | | | | a | to | blk | stl | pts | avg | | | |
|----------------|-----------------|-------|------|------|----------|------|---------|------|---------|------|----------|-----|-----|------|-----|----|-----|-----|-----|-----|------|------|--|
| | | | | | fg-fga | fg% | 3fg-fga | 3fg% | ft-fa | ft% | off | def | tot | avg | | | | | | | pf | dq | |
| 12 | Ariona Gill | 17-17 | 465 | 27.4 | 91-189 | .481 | 5-22 | .227 | 47-79 | .595 | 55 | 87 | 142 | 8.4 | 53 | 1 | 25 | 41 | 5 | 21 | 234 | 13.8 | |
| 44 | Katarina Zec | 17-17 | 549 | 32.3 | 87-178 | .489 | 21-62 | .339 | 27-38 | .711 | 21 | 62 | 83 | 4.9 | 35 | 1 | 27 | 35 | 2 | 21 | 222 | 13.1 | |
| 03 | Katia Gallegos | 17-17 | 542 | 31.9 | 53-161 | .329 | 19-59 | .322 | 52-64 | .813 | 24 | 63 | 87 | 5.1 | 41 | 0 | 98 | 55 | 0 | 28 | 177 | 10.4 | |
| 15 | Avery Crouse | 17-17 | 462 | 27.2 | 49-110 | .445 | 12-35 | .343 | 36-52 | .692 | 21 | 33 | 54 | 3.2 | 55 | 2 | 35 | 26 | 5 | 21 | 146 | 8.6 | |
| 25 | Ariana Taylor | 11-9 | 197 | 17.9 | 31-78 | .397 | 9-21 | .429 | 13-16 | .813 | 5 | 23 | 28 | 2.5 | 20 | 0 | 8 | 12 | 3 | 6 | 84 | 7.6 | |
| 33 | Michelle Pruitt | 17-1 | 173 | 10.2 | 38-68 | .559 | 0-0 | .000 | 13-26 | .500 | 27 | 21 | 48 | 2.8 | 13 | 0 | 5 | 15 | 0 | 2 | 89 | 5.2 | |
| 13 | Sabine Lipe | 17-7 | 314 | 18.5 | 28-83 | .337 | 11-46 | .239 | 19-27 | .704 | 9 | 31 | 40 | 2.4 | 38 | 0 | 32 | 23 | 5 | 10 | 86 | 5.1 | |
| 10 | Jade Rochelle | 16-0 | 155 | 9.7 | 24-54 | .444 | 1-2 | .500 | 8-14 | .571 | 16 | 18 | 34 | 2.1 | 16 | 0 | 13 | 13 | 0 | 9 | 57 | 3.6 | |
| 01 | Arina Khlopkova | 17-0 | 211 | 12.4 | 18-54 | .333 | 10-33 | .303 | 12-17 | .706 | 6 | 18 | 24 | 1.4 | 23 | 0 | 7 | 16 | 0 | 7 | 58 | 3.4 | |
| 22 | DeJaNae Roebuck | 17-0 | 121 | 7.1 | 21-37 | .568 | 3-6 | .500 | 6-11 | .545 | 9 | 11 | 20 | 1.2 | 16 | 0 | 3 | 14 | 0 | 5 | 51 | 3.0 | |
| 02 | Tia Bradshaw | 17-0 | 175 | 10.3 | 13-41 | .317 | 2-11 | .182 | 4-6 | .667 | 8 | 15 | 23 | 1.4 | 17 | 1 | 13 | 23 | 0 | 12 | 32 | 1.9 | |
| 31 | Tatyana Modawar | 13-0 | 61 | 4.7 | 5-18 | .278 | 0-2 | .000 | 2-6 | .333 | 6 | 7 | 13 | 1.0 | 8 | 0 | 2 | 3 | 1 | 0 | 12 | 0.9 | |
| 04 | Neidy Ocuane | 1-0 | 0 | 0.0 | 0-0 | .000 | 0-0 | .000 | 0-0 | .000 | 0 | 0 | 0 | 0.0 | 1 | 0 | 0 | 0 | 0 | 0 | 0 | 0.0 | |
| Team | | | | | | | | | | | 37 | 36 | 73 | | | | | | | | | | |
| Total..... | | 17 | 3425 | | 458-1071 | .428 | 93-299 | .311 | 239-356 | .671 | 244 | 425 | 669 | 39.4 | 336 | 5 | 268 | 281 | 21 | 142 | 1248 | 73.4 | |
| Opponents..... | | 17 | 3425 | | 419-988 | .424 | 124-343 | .362 | 233-330 | .706 | 191 | 427 | 618 | 36.4 | 367 | - | 232 | 319 | 76 | 136 | 1195 | 70.3 | |

| TEAM STATISTICS | UTEPW | OPP | Date | Opponent | Score | Att. |
|------------------------|----------|---------|---------------------|-------------------|-----------|------|
| SCORING | 1248 | 1195 | * 1/2/20 | FIU | w 64-34 | 601 |
| Points per game | 73.4 | 70.3 | * 1/4/20 | FLORIDA ATLANTIC | w 96-65 | 901 |
| Scoring margin | +3.1 | - | * 1/9/2020 | at Southern Miss | w 89-72 | 1000 |
| FIELD GOALS-ATT | 458-1071 | 419-988 | * 01/11/20 | at Louisiana Tech | L 80-87 | 1349 |
| Field goal pct | .428 | .424 | * 1/18/20 | UTSA | w 94-54 | 903 |
| 3 POINT FG-ATT | 93-299 | 124-343 | * 01/23/20 | RICE | L 61-69 | 1203 |
| 3-point FG pct | .311 | .362 | * 01/25/20 | UNT | w 67-63 | 973 |
| 3-pt FG made per game | 5.5 | 7.3 | * 01/30/20 | at Middle Tenn. | L 60-76 | 3521 |
| FREE THROWS-ATT | 239-356 | 233-330 | * 2/1/20 | at UAB | L 51-63 | 558 |
| Free throw pct | .671 | .706 | * 2/6/20 | CHARLOTTE | Wot 82-76 | 1044 |
| F-Throws made per game | 14.1 | 13.7 | * 2/8/20 | ODU | L 69-77 | 1172 |
| REBOUNDS | 669 | 618 | * 02/13/20 | at WKU | L 65-78 | 1113 |
| Rebounds per game | 39.4 | 36.4 | * 2/15/20 | at Marshall | L 66-76 | 612 |
| Rebounding margin | +3.0 | - | * 02/20/20 | at UTSA | w 85-59 | 574 |
| ASSISTS | 268 | 232 | * 2/22/20 | MIDDLE TENNESSEE | L 80-92 | 603 |
| Assists per game | 15.8 | 13.6 | * 2/29/20 | SOUTHERN MISS | w 80-72 | 912 |
| TURNOVERS | 281 | 319 | * 03/05/20 | at Rice | L 59-82 | 654 |
| Turnovers per game | 16.5 | 18.8 | * = Conference game | | | |
| Turnover margin | +2.2 | - | | | | |
| Assist/turnover ratio | 1.0 | 0.7 | | | | |
| STEALS | 142 | 136 | | | | |
| Steals per game | 8.4 | 8.0 | | | | |
| BLOCKS | 21 | 76 | | | | |
| Blocks per game | 1.2 | 4.5 | | | | |
| ATTENDANCE | 8312 | 9381 | | | | |
| Home games-Avg/Game | 9-924 | 8-1173 | | | | |
| Neutral site-Avg/Game | - | 0-0 | | | | |

| Score by Periods | 1st | 2nd | 3rd | 4th | OT | Totals |
|------------------|-----|-----|-----|-----|----|--------|
| UTEP | 292 | 304 | 315 | 322 | 15 | 1248 |
| Opponents | 303 | 263 | 308 | 312 | 9 | 1195 |

