



UTEP WOMEN'S BASKETBALL

Game 22 | Old Dominion | Feb. 8 | Don Haskins Center | El Paso, Texas

GAME 22 vs OLD DOMINION



UTEP MINERS (13-8, 6-4 C-USA)

Head Coach: Kevin Baker (Stephen F. Austin, 1994)

Record at UTEP: 39-44 (Third season)

Overall Record: 383-175 (18th season)

College Record: 161-74 (Eighth season)

Home: 11-4 | Road: 2-4 | Neutral: 0-0



ODU LADY MONARCHS (19-3, 9-1 C-USA)

Head Coach: Nikki McCray-Penson

Record at ODU: 48-37 (Third season)

Career Record: Same

Home: 7-2 | Road: 6-4 | Neutral: 2-0

2019-20 SCHEDULE

DATE	OPPONENT	TIME/RESULT
Oct. 26	ENMU&	W, 84-64
Nov. 2	St. Mary's (TX)&	W, 59-47
Nov. 9	UC Riverside	W, 63-50
Nov. 13	at NM State	W, 63-57
Nov. 16	Alcorn State	W, 92-47
Nov. 19	New Mexico	L, 78-93
Nov. 23	NM State	W, 65-45
Nov. 29	Western Michigan	W, 76-46
Nov. 30	Georgia State	W, 71-68
Dec. 5	Weber State	W, 70-51
Dec. 7	No. 21/19 Arizona (ESPN+)	L, 43-54
Dec. 19	at SMU	L, 56-60
Dec. 29	Tulsa	L, 51-58
Jan. 2	FIU*	W, 64-34
Jan. 4	Florida Atlantic*	W, 96-65
Jan. 9	at Southern Miss*	W, 89-72
Jan. 11	at LA Tech*	L, 80-87
Jan. 18	UTSA*	W, 94-54
Jan. 23	Rice*	L, 61-69
Jan. 25	North Texas*	W, 67-63
Jan. 30	at Middle Tennessee* (ESPN3)	L, 60-76
Feb. 1	at UAB*	L, 51-63
Feb. 6	Charlotte* (ESPN+)	W, 82-76 (OT)
Feb. 8	ODU*	1 p.m.
Feb. 13	at WKU*	5 p.m.
Feb. 15	at Marshall*	11 a.m.
Feb. 20	at UTSA*	6 p.m.
Feb. 22	Middle Tennessee*	1 p.m.
Feb. 29	Southern Miss*	1 p.m.
March 5	at Rice*	TBA
March 7	at North Texas*	TBA
March 11-14	C-USA Championship^	TBA

Bold denotes home game

& Exhibition Game

\$ Eighth-Annual UTEP Thanksgiving Classic (El Paso, Texas)

* Conference USA Game

^ Conference USA Championships (Frisco, Texas)

All Times Mountain

THE OPENING TIP

The UTEP women's basketball team (13-8, 6-4 C-USA) will vie for its second straight win when it plays host to streaking and second-place Old Dominion (19-3, 9-1 C-USA) at 1 p.m. MT Saturday. Tickets are \$5 for adults and \$3 for kids, and may be purchased by calling (915) 747-5234. There will be a post-game autograph session in the concourse with various UTEP women's teams as part of the celebration of National Girls & Women In Sports Day. The Miners snapped a two-game skid by outlasting Charlotte, 82-76, in OT on Feb. 6. The Lady Monarchs have won eight straight and 12 of the past 13, including most recently derailing UTSA, 62-43, on the road on Feb. 6. The contest will be streamed on CUSA.tv (subscription based). It will also be broadcast locally on 600 ESPN El Paso with **Brandon Cohn** and **Traci Miller** describing the action. UTEP enters Saturday's match-up alone in sixth place in the league at 6-4, while ODU sits in second place with a 9-1 C-USA mark. UTEP is 11-4 at home (5-1 C-USA). ODU is 7-3 on the road (4-1 C-USA).

WHAT TO WATCH FOR

ODU is making its first trip to the Don Haskins Center in four years and second all-time since joining the league. The Lady Monarchs are 4-1 on the road in C-USA contests, but UTEP is 5-1 at home in league tilts.

HE SAID IT (COACH BAKER ON ODU)

"Old Dominion is a really good team. They're really good with what they do in their dribble-drive stuff. They're pretty solid defensively, and they're right up there with Rice in the standings. They're one game out. We're playing a really good opponent. It should be a great game. We're playing a little better basketball now than we were then (against Rice). We took a step back on the road, but I thought the game against Charlotte was a little more indicative of who we really are. If we'll continue to play like that, I think we can compete with anybody."

THE SERIES

Overall: ODU, 7-2

In El Paso: UTEP, 1-0

Streak: ODU, won five

Last Meeting: at ODU 78, UTEP 59

Jan. 24, 2019

ATHLETICS COMMUNICATIONS

ASSOCIATE DIRECTOR OF COMMUNICATIONS
(WOMEN'S BASKETBALL SID)

Mark Brunner

mbrunner@utep.edu

915-472-6038 (c)

915-747-5722 (o)

OFFICIAL WEBSITE: UTEPMINERS.COM

UTEP'S LAST STARTING LINE-UP



3 KATIA GALLEGOS
FR / G
5-7

9.3 PPG
4.7 RPG
4.6 APG
32.4 FG%
75.9 FT%



12 ARIONA GILL
R-SR / G/F
6-0

10.6 PPG
8.7 RPG
1.7 APG
46.1 FG%
56.1 FT%




13 SABINE LIPE
SO / G
5-9

3.9 PPG
2.1 RPG
1.6 APG
36.1 FG%
51.5 FT%



15 AVERY CROUSE
FR / G
6-0

6.6 PPG
3.0 RPG
1.9 APG
37.3 FG%
72.1 FT%



44 KATARINA ZEC
SR / G
5-11

12.9 PPG
5.1 RPG
1.7 APG
44.8 FG%
78.0 FT%

MISCELLANEOUS

INTERVIEWS & PRACTICE COVERAGE

Practices are open to the media. Please contact Mark Brunner with all interview requests for coaches and players.

UTEP QUICK FACTS

UNIVERSITY INFORMATION

Location.....El Paso, Texas
 Founded.....1914
 Enrollment.....25,151
 Nickname.....Miners
 Colors.....Dark Blue, Orange, Silver Accent
 Conference.....Conference USA
 Arena.....Don Haskins Center (11,892)
 President.....Dr. Heather Wilson
 Director of Athletics.....Jim Senter

BASKETBALL INFORMATION

Head Coach.....Kevin Baker (Stephen F. Austin '94)
UTEP Record: 39-44 (Third Season)
Career Record: 383-175 (18th Season)
College Record: 161-74 (Eighth Season)
 Associate Head Coach.....Todd Buchanan
 Assistant Head Coach.....Anthony Anderson
 Assistant Coach.....Heather Karner
 Director of Basketball Operations.....Lexi Murphy
 Graduate Assistant.....Christina Robinson
 Graduate Assistant.....Harper Sheets
 Administrative Assistant.....Catherine Carpenter
 Letter Winners Returning/Lost.....7/3
 Starters Returning/Lost.....3/2
 Newcomers.....7
 2018-19 Overall Record:.....9-22
 2018-19 Conference USA Record...5-11 (11 out of 14)
 2019 Postseason.....C-USA Quarterfinals

HISTORY

First Year of Program.....1974-75
 Overall Record.....586-691 (46th season)
 Home Record:.....373-233
 Away Record:.....150-376
 Neutral Site Record.....62-82
 NCAA Appearances.....2 (2008, 2012, 2-1 record)
 WNIT Appearances.....2 (2014, 2016, 8-2 record)
 Conference Championships....4 (2008, 2012*, 2016)

*denotes tournament champion

REVISITING THE C-USA PRESEASON POLL

UTEP still has eight games remaining in the regular season, but the Miners continue to greatly exceeded the expectations based upon the Conference USA Coaches' Preseason Poll. UTEP enters Saturday's contest at 6-4 in the league and alone sixth place. It was tabbed to finish 12th according to a vote by the league's head coaches in the preseason.

WHAT A DIFFERENCE A YEAR MAKES

In 2018-19 the Miners were decimated by injuries and finished the year at 9-22, including 5-11 in C-USA action. It is a much different story this year, with UTEP (13-8) having surpassed its overall and conference win total from a year ago.

BIG WINS

Nine of UTEP's victories have been by double figures, including six of at least 20 points. It is the most wins by 20+ points since 2013-14 (nine). The Miners had their largest differential (+45) under head coach **Kevin Baker** in a 92-47 drubbing of Alcorn State (11/16/19), which tied as the 10th-biggest margin of victory in program history. They've also taken down UTSA (1/18/20) by 40 (94-54), Florida Atlantic (1/4/20) by 31 (96-65), FIU (1/2/20) by 30 (64-34), Western Michigan (11/29) by 30 (76-46) and NM State (11/23/19) by 20 (64-45). Overall UTEP's scoring margin (+8.8) is fourth in C-USA and 66th in the country.

TALKING 30+ POINT WINS IN CONFERENCE

UTEP has three wins by at least 30 points in league play, which is the most such victories in a single season in program history. In fact the Miners had achieved the feat seven times total prior to this year, with the 2003-04 team (twice) previously holding the standard for a single season.

FINDING ANOTHER WAY TO WIN

The Miners' first four league wins were by an average of 29.5 points, but UTEP showed it has the ability to take care of business in a close contest against North Texas. The Miners rallied from a 10-point deficit on the way to holding off the Mean Green, 67-63, on Jan. 25. It also marked the first time this season that the Orange and Blue overcame deficits at the half (down five) and through three quarters (down three) to win a game.

GAME FORMAT

NCAA women's basketball games are played in four 10-minute quarters. Teams reach the bonus and shoot two free throws on the fifth team foul in each quarter. In the four-quarter format, team fouls reset to zero at the start of each frame. Teams have four timeouts (three 30s, one 60), three of which carry over to the second half. They will be able to advance the ball to the frontcourt after a timeout with less than 59.9 seconds in 4Q. There are seven media timeouts (four under five minutes in quarter/first called), two intermission media timeouts (after first and third quarters) and the first team-called timeout during the second half. Bands or amplified music may play during any dead ball.

GET TO KNOW ODU (19-3, 9-1; 11-0 HOME; 7-3 ROAD; 1-0 NEUTRAL)

ODU rolled to a record of 10-2 in nonconference play, with the lone setbacks coming on the road by a combined 16 points at Virginia and VCU. The Lady Monarchs split their first two league contests, but they haven't lost since. ODU enters Saturday's match-up on an eight-game winning streak, including most recently blasting UTSA on the road, 62-43, on Feb. 6. ODU has a balanced attack with four different players in double figures for scoring, with five others pitching in at least 5.0 ppg. It has been even better on the defensive end, holding foes to 52.9 points per game. The scoring defense leads the league and is eighth nationally. Aiding that is a nation-best 3-point field-goal percentage defense (23.2). They are also among the league leaders and top-100 in the NCAA for field-goal percentage defense (33.9-first/11th), rebounds per game (42.4-first/26th), scoring margin (13.6-first/32nd), rebounding margin (+7.3-first/33rd), fewest turnovers per game (14.3-second/66th) and blocked shots per game (4.0-third/89th). ODU has a storied history with more than 1,000 program wins, three national championships and 25 NCAA Tournament appearances (last 2008). Notable university alumni include Ben Bailey (host of TV show Cash Cab) and Nancy Lieberman (Women's Basketball Hall of Famer).

THE SERIES (OVERALL: ODU LEADS, 7-2; IN EL PASO: UTEP LEADS, 1-0)

After making the trek to Norfolk, Va., for five of the first six years since Old Dominion joined Conference USA, the Lady Monarchs are venturing to El Paso for the lone meeting between the programs during the 2019-20 season. UTEP bested ODU, 70-64, on Feb. 25, 2016, in its only prior trip to the Sun City. Overall ODU leads the series, 7-2, which is aided by a mark of 4-1 at home. ODU has won five straight in the series (3-0 in Norfolk, 2-0 C-USA Championships). ODU claimed the first



TEAM COMPARISON

UTEP	CATEGORY	ODU
13-8, 6-4	Record	19-3, 9-1
70.1 (3/83)	Scoring Offense	66.5 (7/155)
61.3 (4/97)	Scoring Defense	52.9 (1/8)
+8.8 (4/66)	Scoring Margin	+13.6 (1/32)
4.09 (7/125)	Field Goal Pct.	.411 (5/116)
.381 (6/109)	Field Goal Pct. Defense	.339 (1/11)
.318 (4/138)	3-Pt. Field Goal Pct.	.324 (3/117)
.273 (3/27)	3-Pt. Field Goal Pct. Defense	.232 (1/1)
.669 (7/222)	Free Throw Pct.	.630 (12/304)
5.7 (8/192)	3-Pt. Field Goal/Game	6.6 (5/122)
40.9 (3/54)	Rebound Avg.	42.4 (1/26)
+4.5 (3/71)	Rebound Margin	+7.4 (1/33)
15.1 (2/57)	Assists Avg.	11.8 (10/260)
17.8 (12/269)	Turnovers Avg.	14.3 (2/66)
20.3 (1/28)	Turnovers Forced Avg.	15.5 (8/219)
8.4 (6/141)	Steals Avg.	8.1 (8/158)
1.7 (14/330)	Blocks Avg.	4.0 (3/89)

(C-USA/National Rankings)

Bold denotes statistical advantage

(Through all games played on Feb. 6, 2020)

2019-20 C-USA STANDINGS

	CONFERENCE	OVERALL
Rice	10-0	15-6
Old Dominion	9-1	19-3
Middle Tennessee	8-3	16-7
WKU	7-3	15-6
UAB	7-4	15-8
UTEP	6-4	13-8
Charlotte	5-5	14-7
Marshall	4-6	9-12
Southern Miss	3-7	11-10
Florida Atlantic	3-7	9-12
North Texas	3-7	9-13
LA Tech	2-8	10-11
UTSA	2-8	6-15
FIU	2-8	5-16

UTEP IN THE RANKINGS

TEAM CATEGORY	STAT	C-USA	NCAA
3-point FG% defense	27.3	3	27
Turnovers forced/game	20.3	1	28
Free throw attempts	433	3	34
Free throw makes	297	4	47
Rebounds/game	40.9	3	54
Assists/game	15.1	2	57
Scoring margin	8.8	4	66
Rebound margin	4.5	3	71
Total assists	318	2	75
Turnover margin	2.6	2	82
Scoring offense	70.1	3	83
Scoring defense	61.3	4	97
Field-goal percentage def.	38.1	6	109

INDIVIDUAL

NAME	CATEGORY	STAT	C-USA	NCAA
Katia Gallegos	Assists/game	4.6	2	62
Ariona Gill	Rebounds/game	8.7	5	82
Katia Gallegos	Ast/TO ratio	1.6	5	131

meeting between the programs, a neutral-site contest (77-71), back on Feb. 24, 1989, and the two programs did not meet again until the Lady Monarchs joined C-USA.

LAST MEETING WITH ODU: AT ODU 78, UTEP 59, 1/24/19

Jordan Alexander tallied a team-high 15 points and short-handed UTEP battled before running out of steam in a 78-59 loss at Old Dominion on Jan. 24, 2019. The Miners fell behind by 12 (13-1) seven minutes into the contest before digging in to try to fight back. UTEP twice got the margin to four and trailed by only eight (56-48) through three quarters before fatigue became a factor. The Lady Monarchs outscored the visitors, 22-11, in the final frame to pull away for their fifth straight win. The Orange and Blue finished the contest with six healthy players, as both **Jordan Jenkins** and **Alexa Hoy** sustained injuries during the game. UTEP shot 34.7 percent (17-49) from the floor, including making six triples, while also enjoying a big day at the charity stripe (19-27, 70 percent). The Miners also won the boards (38-35, ODU). The homestanding Lady Monarchs made up for it by shooting a bit better (29-64, 45.3 percent) and taking great care of the ball (seven turnovers). **Katarina Zec** tallied 11 points, including nailing two triples, to join Alexander in double figures. **Neidy Ocuane** matched her career high with eight points. **Ariana Taylor**, **Zuzanna Puc** and **Jade Rochelle** all finished with seven points while Hoy pitched in six before leaving with the aforementioned injury.

GOING BACK IN TIME (AT UTEP 82, CHARLOTTE 76, 2/6/20)

Ariona Gill posted a monstrous double-double (career-high 25 points, career-high tying 14 rebounds), **Katarina Zec** scored 13 points to surpass 1,000 career points and **Katia Gallegos** (13 points) and **Sabine Lipe** (career-best 12 points) also hit double figures in scoring as UTEP outlasted Charlotte, 82-76, in overtime at the Don Haskins Center on Feb. 6. The Miners raced out to a 17-point (38-21) first-half lead only to have the 49ers strike back to take a four-point advantage (64-60) with 1:50 to play in regulation. UTEP didn't flinch, peeling off seven straight points to pull back ahead by three (67-64) with 27 seconds left. After Charlotte tied the game with a triple from Octavia Jett-Wilson with 22 seconds remaining, both sides got defensive stops to send the contest to OT. Each team connected on a triple on its opening possession of OT before UTEP kicked it into high gear. The Miners ripped off 10 straight points over the next three minutes, effectively putting the contest away. Charlotte made a push with six consecutive points to get within four (80-76) with 32 seconds left, but a pair of UTEP free throws iced the tilt.

D-UP

UTEP is getting after it on defense in 2019-20, ranking among the league and national leaders for several defensive categories. The Miners lead C-USA and are 28th nationally in turnovers forced per game (20.3). They are also making waves with 3-point field-goal percentage defense (27.3-third/27th), scoring defense (61.3-fourth/97th) and field-goal percentage defense (38.1-sixth/109th). All of those figures were aided when UTEP set the program record for fewest points allowed in a conference contest by holding FIU to 34 points on Jan. 2.

YOUTH+EXPERIENCE IN STARTING LINEUP

UTEP has turned to its underclassmen to comprise 60 percent of the starting lineup for 11 straight games and 15 times total on the year. Freshman **Katia Gallegos** has started all 21 games, with fellow classmate **Avery Crouse** (20 starts) earning all but one. Sophomores **Ariana Taylor** (10 starts) and **Sabine Lipe** (four starts) have also be into the line-up, along with freshman **Arina Khlopkova** (four starts). Seniors **Ariona Gill** (20 starts) and **Katarina Zec** (21 starts) have been the other fixtures for UTEP's starting five.

ZEC'S GAME GOING STRONG

Senior **Katarina Zec** has been a consistent performer across the board for the Miners in 2019-20. She leads the team in scoring (12.9 ppg) and minutes played (31.4 mpg) while starting all 21 games. Zec also paces the unit for 3-pointers made (33) and attempted (89). Dating back to the end of last season, she has hit double figures in scoring in 28 of the past 33 contests, helping her join the UTEP 1,000+ points club.

BALANCED SCORING

Katarina Zec tops the team in scoring (12.9 ppg), but she is not the only capable scorer on the roster. Five other players are pitching in at least 5.0 ppg. They are in the form of **Ariona Gill** (10.6 ppg), **Katia Gallegos** (9.3 ppg), **Ariana Taylor** (7.0), **Avery Crouse** (6.6 ppg) and **Michelle Pruitt** (5.4 ppg). **Arina Khlopkova** is just shy at (4.9). The balanced effort has played a big role in UTEP accounting for 70.1 points per game, which is third in C-USA and 83rd in the country.



SHARING THE ROCK

Freshman **Katia Gallegos** has settled into the role as starting point guard, and is playing beyond her years. She has dished out 97 assists while committing 61 turnovers in 27.9 minutes per game. The El Paso native is second in C-USA and 62nd nationally for assists per game (4.6). She is also fifth in the league in assist-to-turnover ratio (1.6). Overall, UTEP's 15.1 assists per game places second in the league and 57th nationally.

GILL KEYING EFFORT ON THE BOARDS

UTEP has a +4.5 rebounding margin (third C-USA/71st NCAA), with **Ariona Gill** (8.7 rpg-fifth C-USA/82nd NCAA) setting the tone. She has grabbed at least 10 boards in nine games. The leading scorer **Katarina Zec** (5.1 rpg) and No. 3 scorer **Katia Gallegos** (4.7 rpg) have also been helping out on the glass.

GIVE ME THAT BALL

UTEP's full-court pressure defense has given the opposition fits, with foes making 20.4 turnovers per contest (first C-USA/27th NCAA). UTEP has converted those into 18.8 points per game **Ariona Gill** (32 steals), **Katia Gallegos** (28 steals), and **Katarina Zec** (28 steals) lead the way with each tallying more steals than total games played. **Avery Crouse** (20 steals) has also gotten after it, including a career-high four against Charlotte on Feb. 6.

SHUTTING DOWN THE 3-BALL

UTEP has kept opponents 27.3 percent (105-384) on 3-point percentage, which is third in the league and is 27th in the nation. Twelve of 21 foes have been held to less than 28 percent from distance, including five below 10 percent.

GETTING TO KNOW THE 2019-20 MINERS

The Miners returned three starters and seven letter winners from a year ago, including senior guard/forward **Katarina Zec** (10.1 ppg/4.4 rpg/1.9 apg), senior guard/forward **Ariona Gill** (8.7 ppg/4.4 rpg), sophomore forward **Ariana Taylor** (5.9 ppg), senior guard/forward **Jade Rochelle** (4.0 ppg/4.7 rpg), senior guard **Neidy Ocuane** (4.0 ppg/1.8 apg) and sophomore guard **Sabine Lipe** (3.2 ppg and 2.3 rpg). UTEP brought in seven newcomers (junior college transfers **Tia Bradshaw**, **Michelle Pruitt** and **DejaNae Roebuck**, and freshmen **Avery Crouse**, **Katia Gallegos**, **Arina Khlopkova** and **Tatyana Modawar**) to bolster the unit. The group features three top-100 JUCO players, including two All-Americans, and four high school standouts that produced a combined record of 105-27 at their respective schools. The squad is under the direction of third-year head coach **Kevin Baker**, who is assisted by **Todd Buchanan**, **Anthony Anderson** and **Heather Karner**.

MISCELLANEOUS STATS

WHEN STARTING	'19-20 RECORD	CAREER RECORD
Katarina Zec	13-8	44-57
Ariona Gill	12-8	15-17
Jordan Jenkins	0-0	12-10
Katia Gallegos	13-8	Same
Avery Crouse	12-8	Same
Ariana Taylor	5-5	10-16
Neidy Ocuane	0-0	6-11
Michelle Pruitt	6-1	Same
Sabine Lipe	2-0	3-3
Arina Khlopkova	2-2	Same

DOUBLE-FIGURE SCORING	'19-20	CAREER
Katarina Zec	16	52
Ariona Gill	11	20
Katia Gallegos	11	Same
Ariana Taylor	5	11
Michelle Pruitt	4	Same
Avery Crouse	4	Same
Neidy Ocuane	0	2
Jordan Jenkins	0	2
Jade Rochelle	1	2
Arina Khlopkova	2	Same
Sabine Lipe	1	Same
DejaNae Roebuck	1	Same

DOUBLE-FIGURE REBOUNDING	'19-20	CAREER
Ariona Gill	9	10
Michelle Pruitt	2	Same
Katia Gallegos	1	Same

DOUBLE-DOUBLES	'19-20	CAREER
Ariona Gill	4	5
Katia Gallegos	1	Same
Michelle Pruitt	1	Same

2019-20 STARTING LINE UPS	RECORD
Crouse, Gallegos, Gill, Taylor, Zec	5-5
Crouse, Gallegos, Gill, Pruitt, Zec	3-1
Crouse, Gallegos, Gill, Khlopkova, Zec	2-2
Crouse, Gallegos, Gill, Lipe, Zec	1-0
Gallegos, Gill, Lipe, Pruitt, Zec	1-0
Crouse, Gallegos, Khlopkova, Pruitt, Zec	1-0

UTEP'S RECORD WHEN

	2019-20 BAKER AT UTEP	
At home	11-4	24-20
On road	2-4	10-21
At neutral sites	0-0	5-3
In overtime	0-0	2-1
Decided by 3 points or less	1-0	5-10
Decided by 4-5 points	1-1	6-4
Decided by 6-10 points	2-3	8-10
Decided by 11-20 points	4-4	13-10
Decided by 21+ points	5-0	7-10
Led after first quarter	10-1	24-11
Tied after first quarter	0-1	2-3
Trailed after first quarter	2-7	12-31
Led at Half	12-1	30-11
Tied at the half	0-0	1-1
Trailed at the half	1-7	8-32
Led after third quarter	12-0	30-8
Tied after third quarter	0-2	1-3
Trailed after third quarter	1-6	8-33
Shot 50% or better	4-0	15-4
Shot 40-49.9%	4-2	14-14
Shot less than 40%	5-6	10-26
Opp. shot 50% or better	0-1	0-5
Opp. shot 40-49%	4-3	11-27
Opp. shot less than 40%	9-4	28-12
UTEP 40% or better on 3s (min. 4)	3-2	15-6
More rebounds than opp.	9-4	32-23
Less rebounds than opp.	4-4	7-20
Rebounds are equal	0-0	0-1
More turnovers than opp.	4-5	23-33
Less turnovers than opp.	9-3	13-8
Turnovers equal	0-0	3-3
Scored 100+ points	0-0	0-0
Scored 90-99 points	3-0	5-0
Scored 80-89 points	2-1	5-1
Scored 70-79 points	3-1	11-2
Scored 60-69 points	5-2	14-17
Scored 50-59 points	0-3	2-13
Scored less than 50 points	0-1	2-11
Allowed 90+ points	0-1	1-1
Allowed 80-89 points	0-1	1-2
Allowed 70-79 points	2-1	9-12
Allowed 60-69 points	3-3	8-20
Allowed 50-59 points	4-2	12-8
Allowed less than 50 points	4-0	9-0
On Mondays	0-0	0-1
On Tuesdays	0-1	0-2
On Wednesdays	1-0	3-2
On Thursdays	4-3	12-12
On Fridays	1-0	4-6
On Saturdays	7-3	17-16
On Sundays	0-1	3-5
On National TV	1-2	4-2
In November	6-1	12-6
In December	1-3	7-12
In January	5-3	10-13
In February	1-1	5-10
In March	0-0	4-3
In day games	5-5	20-27
In night games (5 p.m. or later)	8-3	19-17
In white/pink uniforms	5-1	13-12
In navy uniforms	1-1	9-11
In orange uniforms	1-3	10-18
In gray uniforms	6-3	same



THE BAKER FILE (OVERALL: 383-175, COLLEGE: 161-74, UTEP: 39-44)

Kevin Baker is 39-44 in his third year at the helm of the UTEP women's basketball team, including 13-8 this year. He registered the most wins (26) by any Miner coach through their first two years in program history, including setting the school standard for victories (17) in a debut season in 2017-18. The Miners have also won a game in back-to-back C-USA tournaments for the first time since a five-year stretch (2010-14). He is in his 18th year overall (383-175) as a head coach, including his eighth season (161-74) as a college head coach. He has a unique background which has seen him rise through the coaching ranks from the high school level, to NCAA Division III, then NCAA Division II and now his NCAA Division I position at UTEP. He has set school records for wins at every previous stop of his career, and has taken every prior school to the postseason with a total of five district championships. He is an eight-time Coach of the Year. In his most-recent posts prior to UTEP, Baker's teams captured back-to-back conference championships at UT-Tyler and Angelo State. Baker led both a Division II (Angelo State) and Division III (UT-Tyler) school to the Sweet 16 of the NCAA Tournament.

WINNING NUMBERS UNDER BAKER

The Miners are 21-3 (8-2 this year) when scoring 70+ points under **Kevin Baker**. Other notable records in the Baker era include being 21-8 (8-2 this season) when allowing less than 60 points, 15-6 (3-2 this season) when drilling better than 40 percent from 3-point range (min. four makes), 15-4 (4-0 this year) when shooting at least 50 percent from the floor, 28-12 (9-4 this year) when holding the opponent to below 40.0 percent from the floor, 30-8 (12-0 this year) when leading after three quarters and 30-11 (12-1 this season) when up at the half.

BASIC FACTS ON UTEP

UTEP is 586-692 in its 46th season as a women's basketball program, including standing 13-8 this year. The Miners have made four postseason bids (2016-WNIT quarterfinals; 2014-WNIT runner-up, 2012-NCAA first round and 2008-NCAA second round), sporting a combined record of 9-4 (8-2 WNIT, 1-2 NCAA). UTEP has claimed four league championships (2016 C-USA regular season, 2012 C-USA regular season and conference tournament and 2008 C-USA regular season). It has a 1-1 record all time in league tournament title games, cutting down the nets in 2012 and falling in 2008. There have been six 20+ win seasons (all since 2006-07), UTEP has cracked the top-25 poll in two seasons (2015-16, 2007-08), including being ranked in the final six weeks in '07-08, while receiving votes in seven campaigns total ('15-16, '13-14, '12-13, '11-12, '08-09, '07-08 and '06-07). The Miners have been mentioned in the AP Preseason Poll four times (most recent 2016-17). In 2008 UTEP became the first C-USA women's team to finish undefeated in league play (16-0) while claiming the program's initial league title. The Miners finished 15-1 in C-USA in 2012 in addition to also winning the program's first conference tournament championship. UTEP owns the C-USA single-season record for winning streak at 23, which was set in 2007-08. The University of Texas at El Paso was founded in 1914. Notable alumni include former ABC News Chief White House Correspondent **Sam Donaldson**, well-respected and former NFL referee **Ed Hochuli**, former NASA astronaut **Danny Olivias** engineer & **Dennis Poon**, who designed Taipei 101 & some of the tallest buildings in the world.

SPECIAL RUN

The Miners are 168-110 since the start of the 2011-12 season, including 13-8 this year. UTEP has played postseason basketball three times during the stretch, making two deep runs in the WNIT (2014 runner-up, 2016 quarterfinals) and earning the C-USA automatic bid to the 2012 NCAA Tournament (lost, first round). The Orange and Blue have enjoyed 20 separate winning streaks of at least three games (10 such skids), and posted 96 double-digit victories (56 such losses) during that time frame.

HOME GAMES A PLENTY

UTEP will play a total of 18 home games in 2019-20 (11-4 thus far), which will be the most in the regular season for the Miners since also doing so in 2006-07. Nine of the 11 nonconference contests were slated for home.

HOME SWEET HOME

UTEP has an all-time home record of 373-233, including standing 11-4 in the Don Haskins Center this year. The Miners have amassed a record of 177-60 at home since 2006-07, including 108-43 since 2011-12. UTEP has been particularly strong in nonconference play, standing 88-20 in the Sun City in such contests since 2006-07.

TRAVEL TIME

UTEP is 150-376 all time on the road, including standing 2-4 in road tilts this year. When playing at a neutral site the Miners stand 62-82, including going 2-2 last season. Since the start of the 2006-07 season UTEP is 67-83 on the road, including 43-52 since 2011-12.

ZEC IN THE CAREER RANKINGS

UTEP senior **Katarina Zec** has placed her name throughout the UTEP career records, most recently joining the 1,000-point club at the school against Charlotte on Feb. 6. She is sixth for 3-pointers made (125), tied for sixth in games started (101), seventh for 3-pointers attempted (360) and in minutes played (3,078), 13th for field goals made (368) and field goals attempted (875), 14th for points (1,012), games played (108) and assists (198), 30th in free throws made (151) and 32nd for rebounds (406).

QUICK REVIEW OF LAST YEAR

There were some ups and downs in 2018-19, but UTEP played its best basketball late in the season to punch a ticket to the C-USA Championships for the second straight year. Once there 11th-seed UTEP made some noise by rallying from a 10-point deficit late in the third quarter to upset sixth-seed Marshall, 64-56, in double overtime (3/13/19). UTEP delivered its first road sweep in league play in three years with two wins in three days (at FAU, 70-44, 2/7/19 and at FIU, 60-55, 2/9/19). The 26-point differential at FAU was the second-biggest margin of victory in a conference road game in program history. UTEP also dispatched North Texas (59-51, 3/7/19) to improve to 2-0 on "Senior Day" under Baker.



CONNECT ON SOCIAL MEDIA

Fans are encouraged to connect with the Miners on Facebook (UTEP Women's Basketball), Instagram (@utepwbb) and Twitter (@UTEPWBB).

UP NEXT

UTEP will head cross country to lock up with WKU at 5 p.m. MT/6 p.m. CT on Thursday. The game will be the first of three in a row on the road for the Orange and Blue, who will also play at Marshall (11 a.m. MT/1 p.m. ETC) on Feb. 15 and at UTSA at 6 p.m. MT/7 p.m. CT on Feb. 20.

CLIFF NOTES ON THE '19-20 SEASON AT UAB 63, UTEP 51, 2/31/20

Avery Crouse (11 points), **Katarina Zec** (11 points) and **Ariona Gill** (10 points) all hit double figures in scoring, but an off shooting day loomed large in UTEP's 63-51 setback at UAB on Feb. 1. The Miners finished at 29.5 percent from the floor (18-61), which was hindered by shooting 18.5 percent (5-27) over the first 20 minutes. The Blazers capitalized, putting UTEP in a 17-point hole (36-19) at the half. The Miners fought back after the break to get within eight (55-47) with four minutes left, but they couldn't complete the comeback. The nation's second-best 3-point shooting team lived up to its billing by connecting on 43.5 percent (10-23) from beyond-the-arc. Overall UAB finished at 47.1 percent (24-51) from the floor. Rachel Childress was the catalyst with 26 points on 10-13 shooting, including 4-5 from distance. Still UTEP's defensive efforts were to be lauded after holding the top scoring offense in the league to 15 points shy of its seasonal average (78).

AT MIDDLE TENNESSEE 76, UTEP 60, 1/30/20

Ariona Gill posted a double-double (20 points, 12 rebounds), but UTEP dug itself an early hole and could never recover in a 76-60 setback at Middle Tennessee on Jan. 30. The Miners trailed by four (14-10) late in the opening frame before the Lady Raiders unleashed a game-altering 17-0 run that carried into the second quarter to put UTEP down by 21 (31-10). The Miners battled back to get within 14 at the half (41-27) and then within seven (65-58) in the fourth quarter, but MT was able to hold off the rally. UTEP finished at 37.1 percent from the floor, including 21.1 percent (4-19) on 3-point tosses. An off night (10-20, 50 percent) at the charity stripe and 24 turnovers also affected the outcome. **Avery Crouse** buoyed Gill with nine points and a career-best nine boards. **Katarina Zec** pitched in eight points and a career-high tying nine rebounds. **Tia Bradshaw** led the effort from the reserves with a career-high tying eight points to go along with a personal-best five caroms. The Miners kept MT to 39.7 percent (23-58), including 28.6 percent (6-21) from 3-point range. MT compensated for that by going 24-29 (82.8 percent) at the free-throw line. UTEP won the boards (49-33), but it wasn't enough to make up for other discrepancies.

AT UTEP 67, NORTH TEXAS 63 1/25/20

From the 6-minute mark in the first quarter until 11 seconds were left in the fourth, North Texas had a firm grip on the lead over UTEP, but the Miners rallied in the final moments to steal a 67-63 victory from the Mean Green on Jan. 25 at the Don Haskins Center. Ninety seconds into Saturday's game, UTEP had a 4-3 lead over North Texas. From that point until 11 seconds remaining in the game, the Miners trailed the Mean Green until **Ariona Gill's** tip-in gave UTEP a 65-63 advantage and its first lead since early in the first quarter. Gill also sunk the And-1 to give the Miners a 66-63 lead with 11 seconds left in the game. **Katarina Zec**, who went off for 18 points in the second half after being silenced in the first, also added a free throw with three seconds remaining to clinch the 67-63 victory for UTEP. The Miners shot just 14 percent (2-14) in the opening frame, but never shot below 40 percent the rest of the way, finishing the game 23-of-47 from the field in the final three quarters. North Texas led UTEP for more than 30 minutes in the game, including a 27-22 lead for the Mean Green at the halfway point, but the Miners fought back to outscore UNT 45-36 in the final two frames. Defensively, UTEP entered the game ranked first in C-USA in turnovers forced and lived up to that ranking after forcing 23 Mean Green turnovers, including 15 in the first half.

RICE 69, AT UTEP 61 1/23/20

Ariana Taylor, **Avery Crouse** and **Ariona Gill** all tallied 11 points, but UTEP fell to league-leading Rice, 69-61, at the Don Haskins Center on Jan. 23. It is the first C-USA setback at home for the Miners, who battled but ultimately saw the Owls post their 26th straight win against Conference USA competition. Gill added a team-high eight rebounds to nearly finish with a double-double despite playing only 16 minutes due to being plagued with fouls. **Katia Gallegos** stuffed the stat sheet with five points, seven rebounds and five assists. **Katarina Zec** pitched in nine points and five rebounds. The Miners forced 21 turnovers and won the boards, 42-39, but it wasn't enough to compensate for finishing at 33.3 percent (23-69) from the floor. Rice's 13 blocked shots, including nine alone from 6-9 Nancy Mulkey, impacted UTEP's shooting percentage. Another factor was UTEP finishing 10-18 at the charity stripe (55.6 percent) compared to the Owls going 20-28 (71.4 percent) at the line. It was a game of runs, with UTEP using a 7-0 push early in the fourth quarter to get within four (52-48). Rice countered with nine straight points, and the Miners were unable to get closer than six the rest of the contest.

AT UTEP 94, UTSA 54, 1/18/20

UTEP flexed its muscle at both ends of the court by drilling UTSA, 94-54, at home on Jan. 18. The 40-point win is the third biggest in a conference game in program history. The Miners came out firing, outpacing the Roadrunners by 27 (55-28) at the half. It marked the largest halftime lead in a league contest at the school. The 55 points over the first 20 minutes tied as the second most in first-half action in program annals. Aiding in the romp was a 32-point second quarter, which marked the most in a frame against a league foe in school history. **Katarina Zec** scored 15 points, **Michelle Pruitt** posted her first career double-double (12 points, career-high 11 rebounds) and **Katia Gallegos** dished out a career-best 10 assists to help lead the onslaught. **Ariona Gill** (11 points) also reached double figures in scoring for the Miners. For the second time in two weeks, the Miners scored 90+ points without having an individual player tally more than 15 points. UTEP also did so in the 96-65 romp of Florida Atlantic (1/4/20). Prior to this season, the feat had never been achieved at the school. UTEP shot 50.7 percent (37-73) from the floor and piled up its most assists (25) against a DI opponent in six years. Gallegos (10) and **Tia Bradshaw** (four) both set career highs for helpers. The Miners also got 48 points from their bench to nearly match UTSA's overall output. At the other end of the court the Orange and Blue held the Roadrunners to 32.3 percent (21-65) shooting, in addition to forcing 21 turnovers that were converted into 24 points. UTEP crushed UTSA on the boards (53-34), while also having a huge advantage for points in the paint (53-32). All 12 Miners who played scored at least three points.



AT LA TECH 87, UTEP 80, 1/11/20

UTEP shot 47.9 percent (23-48) from the floor and nailed a season-high 10 triples, but it sustained its first Conference USA loss of the year in an 87-80 setback at LA Tech on Jan. 11. The Miners were hurt by committing 28 turnovers and allowing the Lady Techsters to drill 53.8 percent (28-52) from the floor, including 50.0 percent (11-22) from 3-point range. Freshman **Katia Gallegos** flirted with a double-double (15 points, seven assists) to pace a trio of players in double figures. **Katarina Zec** (13 points) and **Ariana Taylor** (11 points) buoyed her, while **Sabine Lipe** (nine points, three assists) and **Jade Rochelle** (eight points, two assists) led the efforts off the pine. It was a seesaw battle with 11 ties and 14 lead changes. The game was knotted at 71 with 9:34 to play before LA Tech took control with an 8-0 surge. The Miners battled back, trimming the margin to three (81-78) after a Zec free throw with 3:19 remaining. That was as close as they would get, with the Lady Techsters staving off every remaining push from the Orange and Blue to improve to 8-2 on the year at home.

UTEP 89, AT SOUTHERN MISS 72, 1/9/20

Fueled by the highest scoring first half on the road in program history, UTEP surged to an 89-72 win at Southern Miss on Jan. 9. The Miners' 89 points tie as the most in league road contest in school history. They also did so in an 89-74 win at UCF on Feb. 24, 2008. UTEP piled up 51 points to lead the Lady Eagles by 20 at the break on the way to their third victory in as many league games. It marked just the second home loss of the campaign for USM, which slipped to 8-2 inside Reed Green Coliseum this year. Freshman **Katia Gallegos** set career highs in scoring (23) and assists (eight) to lead the way. She was joined in double figures by fellow starters **Katarina Zec** (21 points), **Ariana Taylor** (14 points) and **Ariona Gill** (13 points). Avery Crouse pitched in six points, five rebounds and four assists. All five starters logged at least 30 minutes of action. UTEP drilled 52.5 percent (32-61) from the floor, the fourth-highest percentage in a road conference contest in program annals. Furthermore, the Miners have scored at least 89 points in consecutive league games for the first time in program history. They piled up 96 points in the home win against Florida Atlantic (1/4/20) before erupting for 89 points against USM on Jan. 9. The Orange and Blue forced 16 turnovers that were converted into 28 points. UTEP also controlled the boards (39-28), with Taylor's career-high nine rebounds setting the tone in the area.

AT UTEP 96, FLORIDA ATLANTIC 65, 1/4/20

UTEP bolted out to the largest halftime lead in a conference game in program history on the way to drilling Florida Atlantic, 96-65, at the Don Haskins Center on Jan. 4. The Miners led by 22 (47-25) at the break and never let the Owls back into the game as they improved to 2-0 in league play for the first time since 2016. Furthermore, UTEP has won consecutive league contests by at least 30 points for the first occasion in program history. The Miners blasted FIU, 64-34, on Jan. 2, and followed that up with the 31-point vanquishing of the Owls. Freshman **Katia Gallegos** posted her first career double-double (11 points, career-high 11 rebounds) while also dishing out a game-best six assists to set the tone for the home side. Junior **DeJaNae Roebuck** (career-high 14 points) provided a spark off the bench while senior **Ariona Gill** nearly recorded a double-double after finishing with 14 points and nine boards. All 12 players who dressed scored in the game. The 96 points are the most by the Miners under head coach **Kevin Baker** and rate as the fourth-highest total in a conference game in program annals. UTEP scored at least 22 points in each quarter and shot better than 47 percent in all four frames as well.

RARE OFFENSIVE FEAT

For the first time since the 1982-83 season (prior records incomplete), the Miners scored at least 90 points in a contest without having an individual player tally at least 15 points. UTEP exploded for 96 points in the win against Florida Atlantic (1/4/20), with **DeJaNae Roebuck** and **Ariona Gill** sharing the team lead with 14 points each.

AT UTEP 64, FIU 34, 1/2/20

UTEP vaulted out to a 16-point cushion (26-10) after the first quarter and never looked back on the way to blasting FIU, 64-34, in the Conference USA opener for both schools at the Don Haskins Center on Jan. 2. The Miners allowed the fewest points in a conference game in program history on the way to toppling the Panthers by 30. Furthermore UTEP moved to 3-0 in league lidlifters under head coach **Kevin Baker**. The Orange and Blue kept FIU to 24.5 percent (12-49), including a combined 4-29 in a dominating second half. UTEP also controlled the boards (47-36), thanks in part to **Ariona Gill's** double-double (12 points, 10 rebounds). **Katarina Zec** posted a game-high 16 points on 6-9 shooting, including 3-6 from distance. **Ariana Taylor** (nine points), **Michelle Pruitt** (eight points) and **Katia Gallegos** (seven points, five assists) also got after it. But the night belonged to the defense, with FIU being held to 13 total points in the second half. UTEP's pressure defense gave the visitors fits as they committed 23 turnovers. UTEP also dominated in the paint, outscoring the Panthers, 30-12.

GETTING IT DONE IN LEAGUE OPENERS

UTEP bested FIU, 64-34, on Jan. 2 to move to 12-3 in Conference USA openers since joining the league (2005-06), including a perfect 3-0 under **Kevin Baker** in the situation. Overall UTEP now stands 17-22 all time in conference lid lifters.

TULSA 58, AT UTEP 51, 12/29/19

UTEP forced 19 turnovers and held Tulsa to 31.6 percent (18-57) from the floor but it had some struggles of its own in a 58-51 home setback to Tulsa at the Don Haskins Center on Dec. 29. The Miners committed 16 of their 22 turnovers in the first half and finished 13-25 at the charity stripe. UTEP connected on 34.0 percent (18-53) from the floor, which was hindered by going 2-11 (18.2 percent) in the final frame. Yet in spite of those challenges, the Orange and Blue went toe-to-toe with former WAC and Conference USA foe Tulsa. There were seven ties and 11 lead changes, and UTEP led by three (46-43) with seven minutes to go. It wasn't to be, though, with the Golden Hurricane peeling off an 8-0 run over the next five minutes. The Miners stopped the surge with a pair of Katia Gallegos free throws, but couldn't get any closer than three points down the stretch. **Katarina Zec** tallied 13 points to pace the squad while Gallegos netted 10 points and a game-high five assists. **Ariona Gill** flirted with a double-double (nine points, eight rebounds) while also tallying a trio of steals. **Ariana Taylor** put up seven points in her first start of the season.



AT SMU 60, UTEP 54, 12/19/19

Katarina Zec (12 points) and **Ariana Taylor** (season-high 10 points) both reached double figures in scoring while **Ariona Gill** (eight points, 11 rebounds) flirted with a double-double in UTEP's hard-fought 60-56 setback at SMU on Dec. 19. The Miners (7-3) forced 18 turnovers and held the Mustangs (5-4) to 39.0 percent (23-59) from the floor. UTEP shot a similar percentage, but couldn't compensate for a discrepancy on free throws. SMU finished 12-22 at the charity stripe, including 10-14 in the final frame. UTEP was 3-6 at the line, and did not attempt a free throw during the second half despite holding a 32-24 advantage for points in the paint. Another factor was rebounds, with the Mustangs controlling the glass by a count of 43-33. UTEP recorded 17 assists on 24 field goals, with Gill dishing out a career-high five helpers. She also set a career best with five steals.

#20/19 ARIZONA 54, AT UTEP 43, 12/7/19

UTEP forced 23 turnovers and held No. 20 Arizona to its lowest scoring output in a nonconference game in three years but couldn't get enough shots to fall in a 54-43 setback at the Don Haskins Center on Dec. 7. The Miners limited the Wildcats to 38.0 percent shooting (19-50), including just 7.1 percent (1-14) from beyond-the-arc. Arizona entered the contest averaging 78 points and shooting 49 percent from the floor. UTEP also kept All-American Aari McDonald to 13 points on 4-14 shooting, eight below her scoring output. The defensive effort, particularly over the final three quarters, helped give Arizona its smallest margin of victory on the year. The Wildcats brought a +33 scoring margin into the game. **Ariona Gill** (11 points) and **Katia Gallegos** (10 points) paced UTEP on offense. The Miners shot 43 percent in the opening frame but couldn't sustain that on the way to finishing at 25.9 percent (15-58) for the day. But the defense, which kept Arizona to 1-9 in the final quarter, allowed the home side to be down by just nine with three minutes to play. UTEP could get no closer, with the Wildcats hitting enough free throws down stretch to hold on.

AT UTEP 70, WEBER STATE 51, 12/5/19

Senior **Jade Rochelle** provided a huge spark off the bench by setting career highs in points (15) and steals (six) to help the UTEP women's basketball team topple Weber State, 70-51, at the Don Haskins Center on Dec. 5. **Katarina Zec** (15 points) and **Katia Gallegos** (12 points) also reached double figures in the Miners' (7-1) fourth consecutive win. The Wildcats (1-5) put up quite a fight, but UTEP had enough in the tank to continue its best start to a year during the **Kevin Baker** era. UTEP won the boards (42-35), thanks primarily to **Ariona Gill's** career-high 14 rebounds. Gill added seven points to flirt with the double-double. But the night was stolen by Rochelle, who was electric in her 21 minutes off the pine. She connected on 6-10 from the floor, in addition to going 3-3 at the free throw line. Her presence was equally felt on the defensive end where she came up one steal shy of cracking UTEP's top-10 single-game list. Another factor was the Miners' defense forcing 31 turnovers, the most by a UTEP opponent in four years. WSU was held to 35.6 percent (16-45) from the floor, including 23.1 percent (3-13) from 3-point range. UTEP connected on 34.4 percent from the floor but made up for it by getting to the free throw line 39 times (24 makes). The Miners had 12 assists on their 21 field goals made, with freshman **Katia Gallegos** tallying a game-high five.

AT UTEP 71, GEORGIA STATE 68, 11/30/19

Freshmen **Arina Khlopkova** (career-best 20 points) **Avery Crouse** (career-best 13 points) and **Katia Gallegos** (11 points, career-high eight rebounds) all had big nights to help lead the UTEP women's basketball team to a 71-68 victory against Georgia State in its final game of the Eighth-Annual UTEP Thanksgiving Classic on Nov. 30, 2019. The Miners (6-1) forced 20 turnovers, including Khlopkova drawing a charge late in the game, to help topple the upset-minded Panthers. There were eight ties and nine lead changes in a back-and-forth battle. It was tied at 68 with 1:42 to play when Gallegos split through traffic for the go-ahead lay-up. Georgia State missed a pair of shots to either tie or retake the lead late, and Khlopkova put the finishing touches on the win with a free throw with seven seconds left. UTEP overcame an off shooting night (37.1 percent) by taking care of business at the charity stripe (19-24, 79.2 percent) and turning up the pressure to force the aforementioned 20 turnovers. **Sabine Lippe** came off the bench to chip in four points, four rebounds and four assists while **Ariana Taylor** netted six points to go along with two boards. UTEP took good care of the ball, committing only 11 turnovers.

FRESHMEN POWER

Freshmen **Arina Khlopkova** (career-best 20 points) **Avery Crouse** (career-best 13 points) and **Katia Gallegos** (11 points) all hit double digits in scoring in UTEP's win against Georgia State on Nov. 30. It marked the first time that three Miner freshmen scored at least 10 points in the same game against a Division I opponent since 2004-05 at Boise State (3/3/05). In that game the effort was courtesy of **Dana Penno** (14 points), **Izabela Piekarska** (14 points), and **Kasia Krezel** (10 points).

AT UTEP 76, WESTERN MICHIGAN 46, 11/29/19

The UTEP women's basketball team surged out to a 23-point lead at the half (38-15) en route to knocking off Western Michigan, 76-46, at the Eighth-Annual UTEP Thanksgiving Classic Friday afternoon. The Miners (5-1) shot 49.2 percent (30-61) from the floor and won the boards (47-32) to handle the Broncos (2-3). UTEP also got after it on defense by holding WMU to 28.1 percent (16-64) and forcing 18 turnovers to keep them 28 points below their scoring average (74.0) entering the game. Arina Khlopkova (career-high 14 points), Katarina Zec (12 points) and Michelle Pruitt (10 points) all hit double figures in scoring to pace UTEP. Tia Bradshaw (career-best eight points) also had a career scoring day. Ariona Gill (10 rebounds) led the charge on the glass while Zec secured a season-high eight boards. UTEP shared the ball well, with 20 assists on 30 field goals, with Katia Gallegos (five) and Avery Crouse (career-best four) leading the way in the department.

AT UTEP 65, NM STATE 45, 11/23/19

Senior **Ariona Gill** posted a double-double (13 points, 11 rebounds), and UTEP defended with furor in a 65-45 vanquishing of I-10 rival NM State to complete the season sweep of the Aggies at the Don Haskins Center on Nov. 23. The Miners led wire-to-wire in the 20-point victory against the Aggies. UTEP held NM State to 33.9 percent (21-62) from the floor, including a paltry 6.7 percent (1-15) from 3-point range. The Miners also forced 19 turnovers, which led to 19 points, and crushed the Aggies on the boards, 51-30. Freshman **Katia Gallegos** turned in an outstanding all-around effort. She scored 10 points while setting career highs in rebounds (seven), assists (six) and steals (four) in 29 minutes of action. Senior **Katarina Zec** also hit double digits (11 points) in scoring for the fifth time in as many games on the year while freshman **Avery Crouse** netted eight points. UTEP shot 41.5 percent (27-65) from the floor, including 52.9 percent (9-17) during a second quarter where it outscored the visitors, 20-10. But the Miners' defense stole the show. UTEP set



season bests for fewest points allowed (45) and 3-point percentage defense (6.7 percent). The Aggies had 25 points through three quarters before putting up 20 points in the final frame, when the outcome was already decided.

NEW MEXICO 93, AT UTEP 78, 11/19/19

UTEP put up 78 points while shooting 49 percent from the floor, but it wasn't enough to keep up with high-octane New Mexico in a 93-78 setback at the Don Haskins Center on Nov. 19. Nearly 1,500 fans, most of them young students, made for an entertaining atmosphere on the Miners' "Education Day" game, but the Lobos emerged victorious in a battle of unbeatens. **Katarina Zec** (16 points), **Tatyana Modawar** (career-high 12 points) and **Katia Gallegos** (10 points) all hit double figures in scoring for UTEP. **Ariona Gill** flirted with a double-double (eight points, 10 rebounds) while **Avery Crouse** netted nine and **Ariana Taylor** chipped in seven points. UNM relied on a barrage of 3-pointers (12-29), an extremely good day at the line (17-19) and winning the boards (41-30) to outlast the Miners. The Lobos had a 24-14 margin on second-chance points while also holding advantages for points in the paint (38-28) and fastbreak points (34-12). UTEP lost for just the second time (14-2) of the **Kevin Baker** era when scoring at least 70 points.

AT UTEP 92, ALCORN STATE 47, 11/16/19

UTEP raced out to an 18-point lead (28-10) after the first quarter and never looked back in a 92-47 win against Alcorn State at the Don Haskins Center on Nov. 16. **Katarina Zec** (17 points) led a quartet of Miners (3-0) in double figures for scoring in the wire-to-wire victory against the Lady Braves (0-4). **Ariona Gill** (14 points, game-high seven rebounds), **Michelle Pruitt** (13 points) and freshman **Avery Crouse** (career-high 10 points) buoyed fellow starter Zec. The bench did its part too by piling up 34 points, with **Ariana Taylor** (nine points) setting the tone for the reserves. **DejaNae Roebuck** (career-high tying seven points) nearly matched Taylor. UTEP registered 23 assists on 34 field goals, won the boards (44-26) and forced 28 turnovers that were converted into 27 points. The Miners shot 54.8 percent (34-62) from the floor, including 39.1 percent (9-23) from distance. Alcorn State was held to 32.0 percent (16-50) shooting. It marked the third 90+ point scoring contest under head coach Kevin Baker, who has his squad off to a 3-0 start for the second time in three seasons.

UTEP 63, AT NM STATE 57, 11/13/19

Senior **Katarina Zec** scored 17 points, including a go-ahead three pointer with two minutes to play in the game, to help lift UTEP to a 63-57 win at I-10 rival NM State on Nov. 9. The effort secured the Miners' third straight 2-0 start under head coach **Kevin Baker**. Furthermore, they picked up their first road win against the Aggies since 2015-16. Junior transfer **Michelle Pruitt** (14 points) and freshman **Katia Gallegos** (13 points) joined Zec in double figures for scoring, while senior **Ariona Gill** pitched in seven points to go along with a team-best eight rebounds. **Ariana Taylor** came off the bench to score nine points, in addition to setting up Zec's clutch trey. It was a back-and-forth game with 12 ties and 19 lead changes, with the final change coming down the stretch. NM State led by two (57-55) with 3:24 to play, but UTEP closed the game on a 6-0 push to stay perfect on the young season. Zec provided the go-ahead score with a knockdown triple off a cross-court pass by Taylor.

AT UTEP 63, UC RIVERSIDE 60, 11/9/19

UTEP bolted out to a 19-point lead (33-14) at the half on the way to defeating UC Riverside, 63-50, at the Don Haskins Center on Nov. 9. The Miners led wire-to-wire against the Highlanders, who were playing for the third time in five days to start the season. UTEP took advantage of that fact, turning up the heat defensively with a pressing defense that forced 28 turnovers. Those giveaways led to 25 points. **Katarina Zec** tallied 18 points to lead a balanced offensive attack that featured six different players with at least six points. Freshman **Katia Gallegos** debuted with nine points, five assists, two steals and no turnovers in a squad-high 34 minutes of playing time. Junior transfer **Michelle Pruitt** (eight points, 10 rebounds) flirted with a double-double while fellow classmate and transfer **DejaNae Roebuck** came off the bench to score seven points. UTEP got to the free throw line 30 times and took 60 shots to the Highlanders' 41 attempts. The discrepancy came from UCR's 28 turnovers compared to only 15 by the Orange and Blue.

STIFLING DEFENSE

UTEP locked down on UCR (11/9) from the onset, limiting the Highlanders to four points in the first quarter. It tied as the third-lowest points allowed in a frame by the Miners. Additionally, the 50 points allowed were the fewest in a season opener since 2006-07.

EXHIBITION REWIND

UTEP prepped for the 2019-20 season by posting a pair of victories against Division II opponents in exhibition contests. The Miners downed Eastern New Mexico, 84-64, (Oct. 26), while also besting St. Mary's (TX) (Nov. 2), 59-47. **Katarina Zec** averaged 20.5 points per game to lead the unit, with transfer **Michelle Pruitt** (10.5 ppg) also checking in for double figures. UTEP had a +9.0 rebounding margin (41.5-32.5) during the contests. The Miners also forced 24.0 turnovers per game, which made up for the opposition hitting 41.2 percent (42-102) from the floor in the two contests.



2019-20 UTEP WOMEN'S BASKETBALL ROSTERS

NUMERICAL

NO.	NAME	POS	HT	CL	EXP	HOMETOWN (HS/PREVIOUS SCHOOL)
00	Jordan Jenkins^	PG	5-3	Jr.	2L	Tennessee Colony, Texas (Buffalo HS)
1	Arina Khlopkova	G/F	6-0	Fr.	HS	Moscow, Russia (Christian Academy of Louisville)
2	Tia Bradshaw	G	5-9	Jr.	TR	Dodge City, Kan. (Hutchinson CC)
3	Katia Gallegos	G	5-7	Fr.	HS	El Paso, Texas (Franklin HS)
4	Neidy Ocuane	PG	5-5	R-Sr.	2L	Maputo, Mozambique (Seward County CC)
10	Jade Rochelle	G/F	5-11	Sr.	1L	Grandview, Texas (Blinn College)
12	Ariona Gill	G/F	6-0	R-Sr.	1L	Las Vegas, Nev. (San Jacinto College)
13	Sabine Lipe	G	5-9	So.	1L	Liepaja, Latvia (Liepajas 15 Vidusskola)
15	Avery Crouse	G	6-0	Fr.	HS	Sachse, Texas (Sachse HS)
22	DeJaNae Roebuck	F	6-0	Jr.	TR	Olathe, Kan. (Hutchinson CC)
25	Ariana Taylor	F	6-1	So.	1L	Houston, Texas (Houston Wheatley HS)
31	Tatyana Modawar	F	6-3	Fr.	HS	Concord, Calif. (Carondelet HS)
33	Michelle Pruitt	F/C	5-11	Jr.	TR	Chicago, Ill. (Miami Dade College)
44	Katarina Zec	G/F	5-11	Sr.	3L	Belgrade, Serbia (Sportska gimnazija)

ALPHABETICAL

NO.	NAME	POS	HT	CL	EXP	HOMETOWN (HS/PREVIOUS SCHOOL)
2	Tia Bradshaw	G	5-9	Jr.	TR	Dodge City, Kan. (Hutchinson CC)
15	Avery Crouse	G	6-0	Fr.	HS	Sachse, Texas (Sachse HS)
3	Katia Gallegos	G	5-7	Fr.	HS	El Paso, Texas (Franklin HS)
12	Ariona Gill	G/F	6-0	R-Sr.	1L	Las Vegas, Nev. (San Jacinto College)
00	Jordan Jenkins^	PG	5-3	Jr.	2L	Tennessee Colony, Texas (Buffalo HS)
1	Arina Khlopkova	G/F	6-0	Fr.	HS	Moscow, Russia (Christian Academy of Louisville)
13	Sabine Lipe	G	5-9	So.	1L	Liepaja, Latvia (Liepajas 15 Vidusskola)
31	Tatyana Modawar	F	6-3	Fr.	HS	Concord, Calif. (Carondelet HS)
4	Neidy Ocuane	PG	5-5	R-Sr.	2L	Maputo, Mozambique (Seward County CC)
33	Michelle Pruitt	F/C	5-11	Jr.	TR	Chicago, Ill. (Miami Dade College)
10	Jade Rochelle	G/F	5-11	Sr.	1L	Grandview, Texas (Blinn College)
22	DeJaNae Roebuck	F	6-0	Jr.	TR	Olathe, Kan. (Hutchinson CC)
25	Ariana Taylor	F	6-1	So.	1L	Houston, Texas (Houston Wheatley HS)
44	Katarina Zec	G/F	5-11	Sr.	3L	Belgrade, Serbia (Sportska gimnazija)

^denotes will miss season

COACHING STAFF

Kevin Baker - Head Coach

Todd Buchanan - Associate Head Coach

Anthony Anderson - Assistant Head Coach/Director of Player Development

Heather Karner - Assistant Coach/Recruiting Coordinator

Chisan Jones - Strength and Conditioning

Lexi Murphy - Director of Basketball Operations

Christina Robinson - Graduate Assistant

Harper Sheets - Graduate Assistant

William Chapa - Student Assistant

STARTERS RETURNING (3)				LETTER WINNERS RETURNING (7)				NEWCOMERS (7)				PRONUNCIATIONS
#	Name	Pos.	Cl.	#	Name	Pos.	Cl.	#	Name	Pos.	Cl.	
4	Neidy Ocuane	PG	Sr.	00	Jordan Jenkins^	PG	Jr.	1	Arina Khlopkova	G/F	Fr.	KATIA GALLEGOS: Cah-t-uh Guy-yay-gose
25	Ariana Taylor	F	So.	4	Neidy Ocuane	PG	Sr.	2	Tia Bradshaw	G	Jr.	ARIONA Gill: Air-e-ah-nuh
44	Katarina Zec	G	Sr.	10	Jade Rochelle	F	Sr.	3	Katia Gallegos	G	Fr.	SABINE LIPE: Sah-be-nay Lee-pay
STARTERS LOST (2)				12	Ariona Gill	G/F	R-Sr.	5	Avery Crouse	G	Fr.	ARINA KHLOPKOVA: Clop-ko-vuh
#	Name	Pos.	Cl.	13	Sabine Lipe	G	So.	22	DeJaNae Roebuck	F	Jr.	NEIDY OCUANE: Nay-dee Oh-kwan-knee
3	Jordan Alexander	F	Sr.	25	Ariana Taylor	F	So.	31	Tatyana Modawar	F	Fr.	DEJANAE Roebuck: Day-jah-nay
5	Zuzanna Puc	F	Jr.	44	Katarina Zec	G	Sr.	33	Michelle Pruitt	F/C	Jr.	ARIANA Taylor: Are-e-ah-nuh
				LETTER WINNERS LOST (3)								Katarina ZEC: Zetz
#	Name	Pos.	Cl.	3	Jordan Alexander	F	Sr.					
5	Zuzanna Puc	F	Jr.	23	Alexa Hoy	G	Jr.					
				^denotes will miss season								



UTEP INDIVIDUAL CAREER HIGHS

#2 TIA BRADSHAW | 5-9 | G | JR-TR

PTS: 8, twice, last at MT* (1/30/20)
 REB: 5, at MT* (1/30/20)
 AST: 4, twice, last Rice* (1/23/20)
 STL: 3, UTSA* (1/18/20)
 BLK: 1, NM State (11/23/19)
 FG: 3, twice, last at MT* (1/30/20)
 FGA: 8, at MT* (1/30/20)
 3FG: 1, three times, last at UTSA* (1/18/20)
 3FGA: 3, UTSA* (1/18/20)
 FT: 3, Weber State (12/5/19)
 FTA: 6, Weber State (12/5/19)
 MIN: 24, at MT* (1/30/20)

#15 AVERY CROUSE | 6-0 | G | FR-HS

PTS: 13, Georgia State (11/30/19)
 REB: 9, at MT* (1/30/20)
 AST: 5, FIU* (1/2/20)
 STL: 4, Charlotte* (2/6/20)
 BLK: 3, Tulsa (12/29/19)
 FG: 4, three times, last Rice* (1/23/20)
 FGA: 10, twice, last at SMU (12/19/19)
 3FG: 3, Alcorn State (11/16/19)
 3FGA: five, twice, last at SMU (12/19/19)
 FT: 5, twice, last at LA Tech* (1/11/20)
 FTA: 6, twice, last at LA Tech* (1/11/20)
 MIN: 40, Charlotte* (2/6/20)

#3 KATIA GALLEGOS | 5-7 | G | FR-HS

PTS: 23, at USM* (1/9/20)
 REB: 11, FAU* (1/4/20)
 AST: 10, UTSA* (1/18/20)
 STL: 4, NM State (11/23/19)
 BLK: 1, Tulsa (12/29/19)
 FG: 6, at USM* (1/9/20)
 FGA: 16, #20 Arizona (12/7/19)
 3FG: 3, at LA Tech* (1/11/20)
 3FGA: 7, twice, last at LA Tech* (1/11/20)
 FT: 9, at USM* (1/9/20)
 FTA: 10, twice, last at USM* (1/9/20)
 MIN: 36, twice, last Rice* (1/23/20)

#12 ARIONA GILL | 6-0 | G/F | SR-1L

PTS: 25, Charlotte* (2/6/20)
 REB: 14, twice, last Charlotte* (2/6/20)
 AST: 5, at SMU (12/19/19)
 STL: 5, at SMU (12/19/19)
 BLK: 2, four times, last at SMU (12/19/19)
 FG: 10, twice, last Charlotte* (2/6/20)
 FGA: 19, twice, last Charlotte* (2/6/20)
 3FG: 3, Arkansas State (12/1/18)
 3FGA: 5, Arkansas State (12/1/18)
 FT: 9, NM State (11/17/18)
 FTA: 12, NM State (11/17/18)
 MIN: 39, twice, last Charlotte* (2/6/20)

#00 JORDAN JENKINS | 5-3 | PG | JR-2L

PTS: 11, Alcorn State (11/10/18)
 REB: 5, twice, last CSUB (11/14/18)
 AST: 7, twice, last vs. WIU (12/20/18)
 STL: 2, three times, last Nicholls State (11/23/18)
 BLK: 0
 FG: 4, Alcorn State (11/10/18)
 FGA: 7, twice, last at New Mexico (12/5/18)
 3FG: 2, three times, last at New Mexico (12/5/18)
 3FGA: 5, at UC Riverside (12/30/17)
 FT: 3, MT* (1/19/19)
 FTA: 4, twice, last MT* (1/19/19)
 MIN: 35, at New Mexico (12/5/18)

#1 ARINA KHLOPKOVA | 6-0 | G/F | FR-HS

PTS: 20, Georgia State (11/30/19)
 REB: 5, Georgia State (11/30/19)
 AST: 2, at LA Tech* (1/11/20)
 STL: 2, twice, last Rice* (1/23/20)
 BLK: 1, twice, last Western Michigan (11/29/19)
 FG: 5, twice, last Georgia State (11/30/19)
 FGA: 10, Georgia State (11/30/19)
 3FG: 2, six times, last UTSA* (1/18/20)
 3FGA: 5, twice, last Georgia State (11/30/19)
 FT: 8, Georgia State (11/30/19)
 FTA: 10, Georgia State (11/30/19)
 MIN: 32, Georgia State (11/30/19)

#13 SABINE LIPE | 5-9 | G | SO-1L

PTS: 12, Charlotte* (2/6/20)
 REB: 7, at UTSA* (1/5/19)
 AST: 7, at UTSA* (1/5/19)
 STL: 3, Weber State (12/5/19)
 BLK: 3, Alcorn State (11/16/19)
 FG: 4, Charlotte* (2/6/20)
 FGA: 7, Charlotte* (2/6/20)
 3FG: 4, Charlotte* (2/6/20)
 3FGA: 6, Charlotte* (2/6/20)
 FT: 5, at UTSA* (1/5/19)
 FTA: 6, twice, last at UTSA* (1/5/19)
 MIN: 31, twice, last Charlotte* (2/6/20)

#31 TATYANA MODAWAR | 6-3 | F | FR-HS

PTS: 12, New Mexico (11/19/19)
 REB: 4, twice, last UTSA* (1/18/20)
 AST: 1, five times, last Rice* (1/23/20)
 STL: 1, Alcorn State (11/16/19)
 BLK: 1, FIU* (1/2/20)
 FG: 4, New Mexico (11/19/19)
 FGA: 7, New Mexico (11/19/19)
 3FG: 1, three times, Weber State (12/5/19)
 3FGA: 1, six times, last at MT* (1/30/20)
 FT: 4, New Mexico (11/19/19)
 FTA: 4, twice, last FAU* (1/4/20)
 MIN: 16, New Mexico (11/19/19)

#4 NEIDY OCUANE | 5-5 | PG | SR-1L

PTS: 14, twice, last at FIU* (2/9/19)
 REB: 6, twice, last vs. Marshall (3/13/19)
 AST: 5, three times, last North Texas* (3/7/19)
 STL: 3, at FAU* (2/7/19)
 BLK: 1, vs. WIU (12/20/18)
 FG: 4, twice, last at FIU* (2/9/19)
 FGA: 11, Marshall* (1/31/19)
 3FG: 4, Marshall* (1/31/19)
 3FGA: 10, Marshall* (1/31/19)
 FT: 4, at FAU* (2/7/19)
 FTA: 5, NM State (11/17/18)
 MIN: 38, vs. Marshall* (3/13/19)

#33 MICHELLE PRUITT | 5-11 | F/C | JR-TR

PTS: 14, at NM State (11/13/19)
 REB: 11, UTSA* (1/18/20)
 AST: 2, twice, last Western Michigan (11/29/19)
 STL: 2, twice, last NM State (11/23/19)
 BLK: NA
 FG: 7, at NM State (11/13/19)
 FGA: 13, at NM State (11/13/19)
 3FG: NA
 3FGA: NA
 FT: 4, twice, last FAU* (1/4/20)
 FTA: 8, UCR (11/9/19)
 MIN: 27, UCR (11/9/19)

#10 JADE ROCHELLE | 5-11 | G/F | SR-1L

PTS: 15, Weber State (12/5/19)
 REB: 9, Arkansas State (12/1/18)
 AST: 3, at ODU* (1/24/19)
 STL: 6, Weber State (12/5/19)
 BLK: 1, 11 times, last vs. Marshall (3/13/19)
 FG: 6, Weber State (12/5/19)
 FGA: 10, Weber State (12/5/19)
 3FG: 1, four times, last UTSA* (1/18/20)
 3FGA: 2, twice, last vs. MT (3/14/19)
 FT: 5, Portland State (12/9/18)
 FTA: 8, Portland State (12/9/18)
 MIN: 29, vs. Marshall (3/13/19)

#22 DEJANAE ROEBUCK | 6-0 | F | JR-TR

PTS: 14, FAU* (1/4/20)
 REB: 4, FAU* (1/4/20)
 AST: 2, twice, last FAU* (1/4/20)
 STL: 1, seven times, last Charlotte* (2/6/20)
 BLK: 2, Alcorn State (11/16/19)
 FG: 6, FAU* (1/4/20)
 FGA: 7, FAU* (1/4/20)
 3FG: 1, twice, last UTSA* (1/18/20)
 3FGA: 1, five times, last Rice* (1/23/20)
 FT: 3, twice, last Alcorn State (11/16/19)
 FTA: 6, UCR (11/9/19)
 MIN: 20, FAU* (1/4/20)

#25 ARIANA TAYLOR | 6-0 | F | SO-1L

PTS: 16, vs. Alkron (12/21/18)
 REB: 9, at USM* (1/9/20)
 AST: 3, three times, last at USM* (1/9/20)
 STL: 3, at LA Tech* (1/11/20)
 BLK: 4, at UTSA* (1/5/19)
 FG: 6, at USM* (1/9/20)
 FGA: 12, at USM* (1/9/20)
 3FG: 3, at North Texas* (1/10/19)
 3FGA: 5, twice, last North Texas* (3/7/19)
 FT: 4, three times, last at LA Tech* (1/11/20)
 FTA: 6, Portland State (12/9/18)
 MIN: 37, vs. Marshall (3/13/19)

#44 KATARINA ZEC | 5-11 | G/F | SR-3L

PTS: 22, at NM State (12/10/17)
 REB: 9, four times, last at MT* (1/30/20)
 AST: 7, WKU* (3/3/18)
 STL: 4, at USM* (1/9/20)
 BLK: 1, eight times, last at SMU (12/19/19)
 FG: 9, North Texas* (3/7/19)
 FGA: 18, Weber State (12/5/19)
 3FG: 7, at NM State (12/10/17)
 3FGA: 10, twice, last at Weber State (11/28/18)
 FT: 7, CSUB (11/14/18)
 FTA: 9, CSUB (11/14/18)
 MIN: 49, vs. Marshall (3/13/19)



2019-20 GAME-BY-GAME STATS

OPP.	DATE	W/L	PTS	1Q/2Q/3Q/4Q/OT(S)	LARGEST PAINT LEAD	IN TOS PTS	OFF TOS PTS	2ND CHANCE PTS	BENCH PTS	FG-FGA	PCT	3 PT FG-FGA	3PT PCT	FT-FTA	FT PCT	O-D-TOT	AVG	PF	A	TO	BLK	STL	PTS	AVG
@UTEP	11/9/19	W	63	14/19/13/17	21	24	25	11	21	19-60	.317	6-21	.286	19-30	.633	19-16-35	35.0	23	12	15	0	8	63	63.0
UCR			50	4/10/14/22	0	26	8	10	18	18-41	.439	1-13	.077	13-19	.684	11-29-40	40.0	27	9	28	5	7	50	50.0
UTEP	11/13/19	W	63	16/17/14/16	8	32	6	8	12	23-59	.390	3-12	.250	14-22	.636	11-34-45	40.0	13	10	12	0	5	63	63.0
@NM State			57	17/15/14/11	7	30	16	11	24	20-61	.328	4-20	.200	13-17	.765	9-30-39	39.5	18	10	11	2	9	57	53.5
@UTEP	11/16/19	W	92	28/18/26/20	48	47	27	16	34	34-62	.548	9-23	.391	15-20	.750	15-29-44	41.3	19	23	25	6	12	92	72.7
Alcorn State			47	10/14/13/10	0	22	13	7	18	16-50	.320	2-10	.200	13-19	.684	9-17-26	35.0	26	10	28	2	14	47	51.3
@UTEP	11/19/19	L	78	19/20/20/19	2	28	15	14	31	26-53	.491	6-11	.545	20-33	.606	11-19-30	38.5	19	14	21	1	6	78	74.0
New Mexico			93	25/28/23/17	21	38	27	24	47	32-69	.464	12-29	.414	17-19	.895	18-23-41	36.5	26	19	16	2	9	93	61.8
@UTEP	11/23/19	W	65	12/20/21/12	32	40	19	11	13	27-65	.415	6-21	.286	5-5	1.000	20-31-51	41.0	14	15	23	4	8	65	72.2
NM State			45	7/10/8/20	0	28	22	8	18	21-62	.339	1-15	.067	2-5	.400	12-18-30	30.0	12	6	19	3	13	45	58.4
@UTEP	11/29/19	W	76	18/20/18/20	30	42	17	14	37	30-61	.492	7-17	.412	9-10	.900	14-33-47	42.0	19	20	21	3	8	76	72.8
Western Michigan			46	7/8/19/12	0	22	14	8	8	18-64	.281	3-30	.100	7-11	.636	15-17-32	34.7	17	8	18	3	12	46	56.3
@UTEP	11/30/19	W	71	16/26/15/14	10	28	14	15	20	23-62	.371	6-23	.261	19-24	.792	14-23-37	41.3	19	15	11	0	8	71	72.6
Georgia State			68	17/17/20/14	6	22	13	18	7	22-51	.431	5-18	.278	19-26	.731	11-29-40	35.4	25	9	20	7	8	68	58.0
@UTEP	12/5/19	W	70	11/18/23/18	19	30	24	12	32	21-61	.344	4-16	.250	24-39	.615	15-27-42	41.4	22	12	16	1	14	70	72.2
Weber State			51	10/12/16/13	5	26	8	2	12	16-45	.356	3-13	.231	16-23	.696	5-30-35	35.4	30	9	31	5	4	51	57.1
@UTEP	12/7/19	L	43	14/3/12/14	3	23	13	4	9	15-58	.259	3-17	.176	10-15	.667	12-27-39	41.1	24	7	21	1	7	43	69.0
#20 Arizona			54	21/12/14/7	19	28	17	4	5	19-50	.380	1-14	.071	15-23	.652	9-36-45	36.4	18	8	23	8	10	54	58.8
UTEP	12/19/19	L	56	12/14/16/14	4	32	11	8	22	24-61	.393	5-19	.263	3-6	.500	12-21-33	40.3	21	17	17	4	10	56	67.7
@SMU			60	16/14/14/16	8	24	14	4	14	23-59	.390	2-7	.286	12-22	.545	19-24-43	37.1	11	17	18	4	9	60	57.1
@UTEP	12/29/19	L	51	13/11/17/10	6	28	11	11	10	18-53	.340	2-9	.222	13-25	.520	11-32-43	40.5	23	12	22	6	6	51	66.2
Tulsa			58	10/18/13/17	7	24	12	9	19	18-57	.316	5-22	.227	17-28	.607	12-28-40	40.0	19	10	19	9	15	58	57.2
@UTEP	1/2/20	W	64	26/10/20/8	34	30	15	13	18	23-65	.354	5-20	.250	13-19	.684	14-33-47	41.1	17	18	14	1	6	64	66.0
FIU*			34	10/11/5/8	2	12	6	0	14	12-49	.245	1-10	.100	9-14	.643	6-30-36	36.0	21	6	23	2	3	34	55.2
@UTEP	1/4/20	W	96	25/22/23/26	34	52	25	14	52	34-65	.523	7-18	.389	21-31	.677	14-31-45	41.4	28	17	14	3	11	96	68.3
Florida Atlantic*			65	11/14/18/22	0	14	16	4	30	18-52	.346	8-25	.320	21-33	.636	8-23-31	31.0	27	9	20	4	5	65	56.0
UTEP	1/9/20	W	89	23/28/21/17	27	42	28	14	12	32-61	.525	9-21	.429	16-21	.762	12-27-39	41.2	17	18	19	2	9	89	69.8
@Southern Miss*			72	20/11/20/21	1	36	22	13	21	25-59	.424	4-12	.333	18-20	.900	8-20-28	28.0	19	15	16	5	10	72	57.1
UTEP	1/11/20	L	80	21/17/30/12	7	24	23	8	32	23-48	.479	10-19	.526	24-30	.800	8-19-27	40.3	27	18	28	0	11	80	70.5
@LA Tech*			87	21/15/32/19	8	32	36	9	20	28-52	.538	11-22	.500	20-24	.833	7-19-26	26.0	28	16	22	3	14	87	59.1
@UTEP	1/18/20	W	94	23/32/21/18	43	53	24	21	48	37-73	.507	7-17	.412	13-17	.765	23-30-53	41.1	19	25	20	2	9	94	71.9
UTSA*			54	14/14/15/11	0	32	16	13	11	21-65	.323	2-13	.154	10-15	.667	18-16-34	34.0	20	10	21	2	11	54	58.8
@UTEP	1/23/20	L	61	13/8/18/22	4	30	19	8	14	23-69	.333	5-17	.294	10-18	.556	22-20-42	41.1	26	15	17	1	6	61	71.3
Rice*			69	20/10/20/19	15	40	13	8	18	23-51	.451	3-16	.188	20-28	.714	11-28-39	39.0	22	16	21	13	7	69	59.4
UTEP	1/30/20	L	60	10/17/14/19	3	36	19	15	14	23-62	.371	4-19	.211	10-20	.500	18-31-49	41.3	25	10	24	0	7	60	70.5
@Middle Tennessee*			76	22/19/15/20	21	28	24	11	11	23-58	.397	6-21	.286	24-29	.828	7-26-33	33.0	20	11	14	7	14	76	59.4
UTEP	2/1/20	L	51	4/15/20/12	0	14	12	8	11	18-61	.295	3-15	.200	12-16	.750	12-24-36	41.0	15	10	8	0	8	51	69.5
@UAB*			63	16/20/16/11	18	14	6	3	13	24-51	.471	10-23	.435	5-10	.500	6-33-39	36.0	19	12	16	5	3	63	60.6
@UTEP	2/6/20	W	82	23/15/10/10/15	17	36	22	17	11	30-70	.429	8-25	.320	14-22	.636	16-22-38	40.9	16	18	12	0	11	82	70.1
Charlotte*			76	12/15/20/20/9	4	20	11	18	24	27-63	.429	11-24	.458	11-19	.579	18-26-44	44.0	25	16	20	7	4	76	61.3
UTEP			1472	325/350/381/334	48	709	393	262	474	528-1290	.409	119-374	.318	297-444	.669	306-553-859	40.9	420	318	373	36	176	1472	70.1
Opponents			1288	291/286/326/309	21 (2x)	534	323	192	376	445-1169	.381	105-384	.273	293-416	.704	235-529-764	36.4	452	239	427	101	185	1288	61.3

2019-20 POINTS-REBOUNDS-ASSISTS

Opponent	Khlopkova	Bradshaw	Gallegos	Ocuane	Rochelle	Gill	Lipe	Crouse	Roebuck	Taylor	Modawar	Pruitt	Zec
UCR	6-2-0	0-0-0	9-4-5	0-0-0	0-0-0	2-4-0	5-1-0	6-2-3	7-2-1	DNP	2-0-1	8-10-0	18-5-2
at NM State	0-1-0	0-1-2	13-5-1	DNP	1-0-0	7-8-1	0-0-1	0-5-1	2-1-0	9-5-1	0-0-0	14-4-1	17-7-2
Alcorn State	2-0-1	4-1-3	4-1-3	0-0-0	2-3-0	14-7-4	5-5-2	10-2-1	7-3-2	9-3-1	5-2-0	13-4-2	17-6-4
New Mexico	2-0-0	3-2-2	10-2-3	0-1-1	0-0-0	8-10-2	3-1-1	9-1-2	4-1-0	7-2-1	12-3-1	4-1-0	16-4-1
NM State	6-1-0	5-2-0	10-7-6	0-1-1	0-1-1	13-11-1	0-1-0	8-3-2	0-2-1	4-2-2	4-2-0	4-5-1	11-7-1
WMU	14-2-1	8-4-2	6-2-5	DNP	4-2-0	5-10-1	4-1-2	6-6-4	0-1-0	0-1-0	7-4-1	10-2-2	12-8-2
Georgia State	20-5-1	6-1-1	11-8-4	DNP	2-0-0	DNP	4-4-4	13-3-2	2-1-0	6-2-0	0-1-0	2-2-0	5-5-3
Weber State	1-2-0	3-2-2	12-4-5	DNP	15-4-0	7-14-1	4-2-4	3-2-0	2-1-0	1-2-0	5-1-0	2-2-0	15-4-0
#20 Arizona	4-3-0	0-0-0	10-9-4	DNP	0-1-0	11-7-2	5-0-0	5-2-1	2-1-0	2-7-0	DNP	DNP	4-4-0
at SMU	5-2-0	2-0-0	3-2-3	DNP	0-1-0	8-11-5	4-2-3	6-2-1	DNP	10-4-1	2-2-0	4-1-1	12-4-3
Tulsa	2-0-0	0-1-0	10-3-5	DNP	0-3-0	9-8-2	2-5-1	2-3-2	0-0-0	7-3-1	2-1-0	4-4-0	13-8-1
FIU*	3-4-1	0-3-0	7-4-5	DNP	4-2-0</								

2018-19 RESULTS & STATS

DATE	OPPONENT	RESULT
Nov. 10	Alcorn State	W, 77-51
Nov. 14	CSU Bakersfield	W, 53-47
Nov. 17	NM State	L, 65-69
Nov. 23	ACU 81, Texas Southern 39§	
	Nicholls States	L, 56-58
Nov. 24	Nicholls State 58, Texas Southern 57§	
	Abilene Christians	L, 69-70
Nov. 28	at Weber State	L, 63-68
Dec. 1	Arkansas State	L, 66-67
Dec. 5	at New Mexico	L, 51-69
Dec. 9	Portland State	L, 61-89
Dec. 17	at Arizona	L, 40-62
Dec. 20	vs. Western Illinois%	W, 84-72
Dec. 21	vs. Akron%	L, 57-64
Dec. 29	at Tulsa	L, 45-66
Jan. 5	at UTSA* (ESPN+)	W, 73-60
Jan. 10	at North Texas*	L, 51-70
Jan. 12	at Rice*	L, 42-76
Jan. 17	UAB*	L, 48-76
Jan. 19	Middle Tennessee*	L, 49-79
Jan. 24	at Old Dominion*	L, 59-78
Jan. 26	at Charlotte*	L, 39-62
Jan. 31	Marshall*	L, 60-63
Feb. 2	WKU*	L, 61-64
Feb. 7	at Florida Atlantic*	W, 70-44
Feb. 9	at FIU*	W, 60-55
Feb. 14	LA Tech*	L, 64-74
Feb. 16	Southern Miss*	L, 63-64
Feb. 23	UTSA* (ESPN+)	W, 77-73
March 2	at UAB*	L, 45-68
March 7	North Texas* (ESPN+)	W, 59-51
March 13	vs. Marshall^ (ESPN+)	W, 64-58 (2OT)
March 14	vs. Middle Tennessee^ (ESPN+)	L, 44-66

Bold denotes home game

§ Seventh-Annual UTEP Thanksgiving Classic (El Paso, Texas)

% Las Vegas Christmas Shootout (Las Vegas, Nev.)

* Conference USA Game

^ Conference USA Championships (Frisco, Texas)

TEAM STATISTICS	UTEP	OPP
SCORING	1815	2029
Points per game	58.5	65.5
Scoring margin	-6.9	-
FIELD GOALS-ATT	633-1590	735-1804
Field goal pct	.398	.407
3 POINT FG-ATT	169-546	243-762
3-point FG pct	.310	.319
3-pt FG made per game	5.5	7.8
FREE THROWS-ATT	380-554	316-438
Free throw pct	.686	.721
F-Throws made per game	12.3	10.2
REBOUNDS	1116	1055
Rebounds per game	36.0	34.0
Rebounding margin	+2.0	-
ASSISTS	419	445
Assists per game	13.5	14.4
TURNOVERS	509	372
Turnovers per game	16.4	12.0
Turnover margin	-4.4	-
Assist/turnover ratio	0.8	1.2
STEALS	118	229
Steals per game	3.8	7.4
BLOCKS	71	87
Blocks per game	2.3	2.8
WINNING STREAK	0	-
Home win streak	2	-
ATTENDANCE	7512	19207
Home games-Avg/Game	15-501	12-1422
Neutral site-Avg/Game	-	4-536

SCORE BY PERIODS:

	1ST	2ND	3RD	4TH	OT	OT2	TOTAL
UTEP	396	435	444	522	6	12	1815
Opp.	544	461	478	536	6	4	2029

2018-19 STATISTICS

9-22, 5-11 C-USA; HOME 4-11, AWAY 3-9, NEUTRAL 2-2

##	PLAYER	GP	GS	MIN	AVG	TOTAL			3-PTS			REBOUNDS							A	TO	BLK	STL	PTS	AVG		
						FGA	PCT	3FG	FGA	PCT	FT	FTA	PCT	OFF	DEF	TOT	AVG	PF							OQ	
5	Zuzanna Puc	31	31	927	29.9	145	.302	.480	16	49	.327	66	103	.641	64	145	209	6.7	73	3	65	91	20	14	372	12.0
44	Katarina Zec	31	30	931	30.0	108	.252	.429	34	95	.358	63	77	.818	39	98	137	4.4	58	1	60	67	1	12	313	10.1
3	Jordan Alexander	31	30	936	30.2	91	.236	.386	35	108	.324	64	89	.719	26	147	173	5.6	54	1	54	65	14	26	281	9.1
12	Ariana Gill	23	12	578	25.1	73	.175	.417	14	47	.298	39	64	.609	30	71	101	4.4	60	3	36	45	6	14	199	8.7
23	Alexa Hoy	19	6	461	24.3	39	.122	.320	14	47	.298	28	36	.778	14	31	45	2.4	15	0	25	31	1	3	120	6.3
25	Ariana Taylor	31	16	584	18.8	62	.159	.390	20	57	.351	40	59	.678	28	50	78	2.5	69	3	23	55	15	7	184	5.9
04	Neidy Ocuane	31	17	692	22.3	36	.126	.286	23	86	.267	29	37	.784	11	54	65	2.1	37	0	56	61	1	16	124	4.0
10	Jade Rochelle	30	0	595	19.8	44	.123	.358	3	14	.214	29	58	.500	55	86	141	4.7	46	0	27	36	11	14	120	4.0
13	Sabine Lipe	13	4	179	13.8	12	.31	.387	3	14	.214	14	19	.737	5	25	30	2.3	20	0	25	15	2	7	41	3.2
00	Jordan Jenkins	19	9	348	18.3	21	.61	.344	6	28	.214	8	12	.667	0	31	31	1.6	14	0	46	29	0	5	56	2.9
32	x-Conchi Satorre	2	0	19	9.5	2	.3	.667	1	1	1.000	0	0	.000	1	3	4	2.0	5	0	2	6	0	0	5	2.5
TM TM.....															41	61	102	3.3	0							
TOTAL.....		31				633	1590	.398	169	546	.310	380	554	.686	314	802	1116	36.0	451	11	419	509	71	118	1815	58.5
OPPONENTS.....		31				735	1804	.407	243	762	.319	316	438	.721	330	725	1055	34.0	590	-	445	372	87	229	2029	65.5

x-Inactive player | Returning players in bold

SCORE BY PERIODS:	1ST	2ND	3RD	4TH	OT	OT2	TOTAL
UTEP	396	435	444	522	6	12	1815
Opponents	544	461	478	536	6	4	2029



THE LAST TIME IT HAPPENED IN A GAME...

TEAM

SCORED AT LEAST 90 POINTS

UTEP: 94, UTSA* (1/18/20)
Opponent: 93, New Mexico (11/19/19)

SCORED AT LEAST 100 POINTS

UTEP: 105, Southern Miss* (2/21/09)
Opponent: 102, vs. Georgia Tech (12/20/13)

YIELDED LESS THAN 40 POINTS

UTEP: 34, FIU* (1/2/20)
Opponent: 35, New Mexico (11/30/17)

SCORED AT LEAST 30 POINTS IN QUARTER

UTEP: 32, UTSA* (1/18/20)
Opponent: 32, at LA Tech* (1/11/20)

SCORED LESS THAN 5 POINTS IN QUARTER

UTEP: 4, at UAB* (2/1/20)
Opponent: 4, vs. Samford (12/21/17)

SCORED AT LEAST 50 POINTS IN HALF

UTEP: 55, UTSA* (1/18/20)
Opponent: 51, at LA Tech* (1/11/20)

SHOT AT LEAST 60 PERCENT OVERALL

UTEP: .660 (35-53), Southern Miss* (2/21/09)
Opponent: .607 (37-61), at ODU* (3/2/17)

SHOT BELOW 25 PERCENT OVERALL

UTEP: .234 (15-64), vs. K-State (11/25/16)
Opponent: .245 (12-49), FIU* (1/2/20)

SHOT AT LEAST 60 PERCENT ON 3-POINTERS

(minimum 10 attempts)
UTEP: .600 (6-10), vs. UAB (3/8/18)
Opponent: .625 (10-16), Texas State (11/30/13)

SHOT 100 PERCENT ON FREE THROWS

(minimum 10 attempts)
UTEP: 16-16, at Wyoming (1/14/89)
Opponent: 13-13, Portland State (12/9/18)

MADE AT LEAST 35 FIELD GOALS

UTEP: 37, UTSA* (1/18/20)
Opponent: 37, at ODU* (3/2/17)

ATTEMPTED AT LEAST 80 FIELD GOALS

UTEP: 83, Charlotte* (2/27/16)
Opponent: 80, at Florida Atlantic* (3/5/14)

MADE AT LEAST 12 THREE-POINTERS

UTEP: 12, New Mexico (12/2/15)
Opponent: 12, New Mexico (11/19/19)

MADE AT LEAST 30 FREE THROWS

UTEP: 42, vs. East Carolina (12/17/17)
Opponent: 31, at UTSA* (1/21/17)

ATTEMPTED AT LEAST 40 FREE THROWS

UTEP: 50, vs. East Carolina (12/17/17)
Opponent: 45, at UCF* (2/17/13)

GRABBED AT LEAST 60 REBOUNDS

UTEP: 66, Western New Mexico (11/17/16)
Opponent: 62, Arizona (2/22/86)

POSTED AT LEAST 25 ASSISTS

UTEP: 25, UTSA* (1/18/20)
Opponent: 27, UAB* (2/2/18)

REGISTERED AT LEAST 20 STEALS

UTEP: 20, Kansas State (11/16/13)
Opponent: 20, at San Jose State* (1/2/02)

BLOCKED AT LEAST 10 SHOTS

UTEP: 12, Houston Baptist (11/30/16)
Opponent: 13, Rice* (1/23/20)

COMMITTED AT LEAST 30 FOULS

UTEP: 30, North Texas* (2/16/17)
Opponent: 36, vs. East Carolina (12/17/17)

SIX PLAYERS IN DOUBLE FIGURES

UTEP: vs. East Carolina (12/17/17)
Opponent: Middle Tennessee* (1/17/16)

EVERY STARTER IN DOUBLE FIGURES

UTEP: Marshall* (1/28/17)
Opponent: Oregon (3/28/16)

TWO PLAYERS WITH DOUBLE-DOUBLES

UTEP: FIU* (3/1/18)
Opponent: UTSA* (2/23/19)

Bold denotes Kevin Baker era

* denotes regular-season league contest



UTEP SINGLE-GAME RECORDS

FIELD GOALS MADE

FG	OPP	DATE
1. 49	Colorado State*	2/9/80
2. 46	vs. Texas Lutheran+	12/4/82
3. 45	UT-Permian Basin+	12/15/06
4. 41	WNMU+	11/17/16
41	UT-Permian Basin+	12/21/05
6. 40	Savannah State	11/22/08
7. 39	Hardin Simmons+	2/16/85
8. 39	Texas State	12/17/10
9. 38	Fresno State*	1/11/03
38	at BYU	1/6/90
38	Eastern New Mexico+	1/13/87

FIELD GOALS ATTEMPTED

FGA	OPP	DATE
1. 93	vs. Texas Lutheran+	12/4/82
2. 87	at New Mexico State*	12/15/79
3. 86	New Mexico State*	12/13/80
4. 85	UT-Dallas+	11/20/04
85	vs. Arizona	11/25/83
85	Eastern New Mexico+	3/1/80
7. 84	at Southern Utah	12/29/88
84	Hardin Simmons+	2/16/85
84	at Eastern New Mexico+	1/28/84
10. 83	Charlotte*	2/27/16
83	at BYU	1/6/90
83	at New Mexico	11/29/86
83	at Oral Roberts	2/24/86

FIELD GOAL PERCENTAGE (MIN. 24 MADE)

FG%	OPP	DATE
1. .660 (35-53)	Southern Miss*	2/21/09
2. .636 (28-44)	UCF*	1/24/10
3. .615 (32-52)	at UTPA	2/7/89
4. .612 (41-67)	WNMU+	11/17/16
5. .611 (33-54)	at San Diego	1/7/87
6. .588 (30-51)	TXA&M CC	12/18/02
7. .577 (30-52)	WKU*	3/3/18
.577 (30-52)	Alcorn State	12/20/09
9. 576 (38-66)	Fresno State*	1/11/03
10. .574 (31-54)	at N. Colorado	12/13/05

FIELD GOAL PERCENTAGE DEFENSE

FG% DEFENSE	OPP	DATE
1. .167 (8-48)	UTPB+	12/14/15
2. .184 (9-49)	NM State	11/29/11
3. .196 (10-51)	UT-Dallas+	11/20/04
4. .205 (9-44)	NM State	12/05/12
5. .206 (13-63)	Tulsa	1/31/13
6. .208 (11-53)	vs. Samford	12/21/17
7. .209 (9-49)	UTPA	12/22/96
8. .214 (12-56)	Montana State	12/22/03
9. .216 (16-74)	Alcorn State	12/20/09
10. .222 (12-54)	Fresno State*	2/12/04
.222 (12-54)	Prairie View	3/1/96

OTHER GAMES OF FG% 23.0 OR WORSE

12. .224 (15-67)	WNMU+	11/17/16
.224 (13-58)	at Colo. State*	2/6/93
14. .226 (14-62)	UTPB+	12/15/06
15. .229 (11-48)	ENMU+	12/8/12
16. .230 (14-61)	at UNM*	3/1/95

THREE POINTERS MADE

3PM	OPP	DATE
1. 14	Toledo	11/24/09
14	Savannah State	11/22/08
14	vs. Eastern Illinois	11/20/09
4. 13	Tulsa*	1/22/09
13	at Tulane*	1/12/08
6. 12	New Mexico	12/2/15
12	Tulsa*	1/11/14
12	vs. Missouri State	12/4/09
9. 11	vs. WIU	12/20/18
11	Idaho State	11/28/15
11	#24 Western Kentucky*	1/22/15
11	Prairie View A&M	12/20/14
11	at Tulane*	2/1/14
11	Northern Arizona	11/22/13
11	Denver	11/26/11
11	Cal State Northridge	12/3/10
11	Idaho State	11/26/10
11	Arizona	11/26/06
11	SMU*	1/8/06
11	at Hawaii*	1/20/05
11	at Tulsa*	2/9/02
11	Louisiana Tech*	1/31/02
11	at SMU*	1/3/02
11	at Southern Utah	1/26/93

THREE POINTERS ATTEMPTED

3PA	OPP	DATE
1. 34	Southern Miss*	3/1/15
2. 33	at Weber State	11/28/18
3. 32	Idaho State	11/28/15
32	at SMU	11/16/14
32	Toledo	11/24/09
32	vs. SMU*	3/9/08
7. 31	Louisiana Tech*	1/31/02
8. 30	Louisiana Tech*	2/5/14
30	at Tulsa*	2/9/02
30	at Louisiana Tech*	1/5/02

THREE POINT PERCENTAGE (MIN. 8 MADE)

3FG%	OPP	DATE
1. .733 (11-15)	at S. Utah	1/26/93
2. .647 (11-17)	Southern Miss*	2/21/09
3. .615 (8-13)	Cal Poly	12/16/03
4. .600 (9-15)	TX Southern	12/13/09
6. .588 (10-17)	Southern Miss*	2/16/19
7. .579 (11-19)	vs. WIU	12/20/18
.579 (11-19)	Idaho State	11/26/10
.579 (11-19)	at Tulane*	1/18/09
10. .578 (11-19)	CS Northridge	12/3/10

FREE THROWS MADE

FTM	OPP	DATE
1. 42	vs. East Carolina	12/17/17
2. 40	East Carolina*	1/6/11
3. 36	Oregon State	12/21/86
4. 35	Kansas State	11/16/13
5. 34	Bellhaven+	11/27/93
6. 33	Middle Tennessee*	1/7/16
33	Louisiana Tech*	2/27/15
8. 31	vs. Illinois-Chicago	12/19/96
31	Southeast Louisiana	2/24/90
10. 30	East Carolina*	2/22/14
30	UTPB+	11/8/13

FREE THROWS ATTEMPTED

FTA	OPP	DATE
1. 54	East Carolina*	1/6/11
2. 53	Bellhaven+	11/27/93
3. 50	vs. East Carolina	12/17/17
4. 49	Oregon State	12/21/86
5. 47	Kansas State	11/16/13
47	at UCF	12/18/97
7. 45	UTPB+	11/8/13
8. 44	vs. McNeese State	12/20/93
9. 42	NM State*	12/13/97
10. 41	at New Mexico State*	11/26/96
41	Simon Fraser+	11/17/89
41	Arizona	2/22/86
41	Wyoming*	2/14/81

FREE THROW PERCENTAGE (MIN. 10 MADE)

FT% OPP	DATE	
1. 100 (16-16)	at Wyoming	1/14/89
100 (10-10)	New Mexico	2/21/85
100 (10-10)	vs. San Diego	11/23/84
4. .962 (25-26)	San Jose State*	3/6/03
5. .941 (16-17)	UC Irvine	11/13/10
.941 (16-17)	at WNMU+	12/7/87
7. .929 (13-14)	at Boise State*	2/22/03
.929 (13-14)	at Colo. St.*	2/5/98
9. .923 (12-13)	Arkansas State	12/1/18
10. .917 (11-12)	at UAB*	1/29/15
.917 (11-12)	at Toledo	12/21/07

OTHER GAMES OF FT 90% OR BETTER

12. .909 (10-11)	NM State*	11/23/04
.909 (20-22)	Boise State*	1/25/03
.909 (10-11)	Creighton	2/15/92

OFFENSIVE REBOUNDS

ORB	OPP	DATE
1. 32	Abilene Christian+	11/30/93
2. 31	Sul Ross State+	12/1/97
3. 29	Houston Baptist	11/19/11
4. 28	Lamar	11/20/98
28	Bellhaven+	11/27/93
28	at Western Michigan	1/3/93
28	at Oral Roberts	1/27/89
28	at Southern Utah	12/29/88
9. 27	UT-Dallas+	11/20/04
27	vs. Weber State	11/30/91
27	UTPA	1/7/89

27	Eastern New Mexico+	11/28/88
27	at Oral Roberts	2/24/86

TOTAL REBOUNDS

RB	OPP	DATE
1. 66	WNMU+ (21/+39)	11/17/16
2. 65	Sul Ross State+ (40/+25)	12/1/97
3. 64	Bellhaven+ (28/+36)	11/27/93
64	UTPA (25/+39)	1/7/89
5. 61	vs. McNeese State (40/+61)	11/24/89
61	New Mexico (NA/NA)	3/3/83
7. 60	Houston Baptist (38/+22)	11/19/11
60	at La-Lafayette (56/+4)	11/27/05
60	Air Force (35/+25)	2/14/98
60	Azusa Pacific+ (45/+15)	11/22/96
60	Abilene Christian+ (37/+23)	11/30/93
60	Alaska (44/+16)	12/16/89
60	at Colorado State* (NA/NA)	1/10/81

REBOUND MARGIN

MAR	OPP (UTEP RB/OPP RB)	DATE
1. +45	WNMU+ (66/21)	11/17/16
2. +39	UTPA (64-25)	1/7/89
3. +36	Bellhaven+ (64-28)	11/27/93
4. +32	Savannah State (50-18)	11/22/08
5. +28	ENMU+ (57-29)	12/2/14
6. +27	Alcorn State (48-21)	11/10/18
+27	Prairie View A&M (58-31)	11/21/99
+27	Texas Southern (50-23)	1/18/94
9. +26	Lamar (54-28)	12/1/11
+26	Texas State (50-24)	12/31/11
+26	UC Irvine (54-28)	11/13/10
+26	Prairie View A&M (58-32)	3/1/96

PERSONAL FOULS

PF	OPP	DATE
1. 37	at US International+	1/29/89
2. 33	Eastern Arizona+	1/10/79
3. 32	at Utah*	3/12/92
32	Alaska	12/16/89
5. 31	vs. Old Dominion	3/11/16
31	at Rice	12/6/91
31	at Southeast Louisiana	1/13/90
31	at McNeese State	1/3/86
9. 30	North Texas*	2/16/17
30	Texas State	11/30/13
30	at TCU	1/12/97
30	at Oregon	1/3/94
30	at Texas State	2/19/90
30	at Lamar	1/4/86
30	New Mexico State	12/3/85
30	at Hardin Simmons*+	2/2/85

ASSISTS

AST	OPP	DATE
1. 33	Savannah State	11/22/08
2. 31	UT-Permian Basin+	12/15/06
3. 29	Texas State	12/17/10
4. 28	Tulsa*	2/7/10
5. 27	at UCF*	2/24/08
27	at UTPA	2/7/89
7. 26	WNMU+	11/17/16
26	at Tulane*	2/1/14
26	Mississippi Valley St.	12/14/08
26	East Carolina*	2/10/08
26	Arkansas-Pine Bluff	12/20/06
26	Montana State	12/22/03
26	at Portland State	2/28/89

FEWEST TURNS OVERS COMMITTED

TO	OPP	DATE
1. 0	vs. UTPA	12/3/82
2. 5	Louisiana Tech*	1/30/16
5	East Carolina*	2/10/08
5	vs. UTSA	11/27/81
5. 6	at Weber State	11/28/18
6	Sam Houston State	12/28/12
6	at Wyoming	2/28/91
7. 7	Old Dominion*	2/25/16
7	New Mexico	12/2/15
7	UT-Permian Basin+	12/15/06
7	Wyoming	1/31/91

MOST TURNS OVERS COMMITTED

TO	OPP	DATE
1. 41	at Houston*	11/27/01
2. 40	at Houston	12/18/87
3. 37	vs. Grambling State	12/5/98
4. 35	Western New Mexico+	12/8/88
5. 34	at No. 25 Arizona	11/29/04
34	New Mexico	11/19/99
34	at Texas State	2/7/87
34	at New Mexico State	11/24/84
9. 33	at Tulane*	1/30/11
33	at San Diego State	1/25/96
33	at McNeese State	12/18/95
33	at UC-Irvine	12/2/95
33	at New Mexico State	12/2/93

MOST TURNS OVERS FORCED

TO	OPP	DATE
1. 39	UTSA	1/8/90
2. 38	Christian Brothers+	11/27/94
3. 37	UTPA	12/22/96
4. 36	St. Mary's	11/10/06
36	Southern Utah	2/3/90
6. 34	Kansas State	11/16/13
34	Tulsa*	1/18/97
8. 33	Houston Baptist	11/15/15
33	vs. Texas Southern	11/22/12
33	Prairie View A&M	12/12/06

OTHER GAMES OF AT LEAST 30 TO'S FORCED

11. 32	East Carolina*	2/22/14
32	TXA&M Kingsville+	12/9/89
32	at UTSA	2/5/87
14. 31	Weber State	12/5/19
31	UTPB+	12/14/15
31	NM State	11/18/98
31	at UTSA	2/17/90
31	Lamar	1/4/89
31	NM State	12/12/84
31	vs. Arizona	11/25/83
21. 30	Charlotte*	2/27/16
30	Northern Colorado	11/27/13
30	vs. UAPB	11/30/07
30	Sul Ross State	11/30/98
30	vs. Grambling State	12/05/95
30	NM State	11/26/95
30	TCU	12/12/92
30	Southern Utah	12/29/88
30	UT-Pan American	1/4/88
30	San Diego State	12/29/87
30	Oral Roberts	1/27/89

BLOCKS

BLK	OPP	DATE
1. 13	Memphis*	2/10/07
13	at New Mexico State	12/15/79
3. 12	Houston Baptist	11/30/16
12	UCF*	2/19/09
12	Louisiana-Lafayette	12/10/06
6. 11	Texas State	2/18/85
11	vs. Auburn	12/11/81
11	New Mexico State	11/16/81
9. 10	vs. Belmont	12/12/13
10	Alcorn State	11/22/10
10	at SMU*	1/31/08
10	Prairie View A&M	12/12/06
10	Hawaii*	2/19/05
10		

UTEP SINGLE-GAME RECORDS

MOST POINTS SCORED (GAME)

PTS	OPP	DATE
1. 115	Colorado State* (W, 115-104)	2/9/80
2. 107	UTPB+ (W, 107-43)	12/15/06
107	at Fort Bliss+ (W, 107-37)	11/28/76
4. 105	USM* (W, 105-87)	2/21/09
105	vs. TX Luth.+ (W, 105-90)	12/4/82
6. 103	Savannah St. (W, 103-46)	11/22/08
103	UTPB+ (W, 103-61)	12/21/05
8. 100	Sul Ross State+ (W, 100-66)	12/3/76
9. 98	HBU (W, 98-63)	11/15/15
10. 97	Tulsa* (W, 97-66)	1/11/14

OTHER GAMES SCORED MORE THAN 90 POINTS

11. 96	FAU* (W, 96-65)	1/4/20
96	UAPB (W, 96-67)	12/20/06
96	Florida A&M (W, 96-55)	1/4/92
96	Oral Roberts (W, 96-66)	2/15/82
96	Fort Bliss+ (W, 96-19)	11/10/77
16. 94	UTSA* (W, 94-54)	1/18/20
94	Charlotte* (W, 94-91, 2OT)	2/27/16
94	NM State (W, 94-69)	11/12/13
94	Texas State (W, 94-57)	12/17/10
20. 93	vs. ECU (W, 93-79, OT)	12/17/17
93	WVNU+ (W, 93-46)	11/17/16
93	Hardin-Simmons* (W, 93-52)	11/29/96
93	vs. ACU* (W, 93-70)	12/7/79
24. 92	Alcorn St. (W, 92-47)	11/16/19
92	at CSUF (W, 92-91, 2OT)	12/29/17
92	NAU (W, 92-43)	11/22/13
92	vs. WKU (W, 92-60)	3/22/08
92	vs. UMS* (W, 92-79)	3/08/12
92	ENMU+ (W, 92-54)	1/13/87
92	Hardin-Simmons* (W, 92-77)	2/16/85
92	vs. Schreiner College+ (W, 92-67)	11/16/79
32. 91	Howard Payne+ (W, 91-78)	1/24/87
33. 90	Fresno State* (W, 90-68)	1/11/03

FEWEST POINTS SCORED (GAME)

PTS	OPP	DATE
1. 28	at Tulsa* (L, 28-64)	1/27/00
2. 31	at Rice* (L, 31-84)	2/1/07
31	SMU* (L, 31-66)	1/20/00
31	at Hawaii* (L, 31-68)	1/7/99
5. 32	at Rice* (L, 32-83)	1/27/06
32	at TXA&MCC (L, 32-69)	12/6/01
7. 35	New Mexico (L, 35-59)	11/30/17
8. 36	Hawaii* (L, 36-65)	2/3/00
9. 37	New Mexico (L, 37-87)	11/30/00
37	at Wyoming (L, 37-46)	1/14/77

MOST POINTS ALLOWED (GAME)

PTS	OPP	DATE
1. 124	at Texas (L, 48-124)	11/17/78
2. 116	at SDSU (L, 59-116)	1/4/84
3. 111	at BYU* (L, 59-111)	1/2/82
4. 109	at BYU* (L, 58-109)	2/2/79
5. 108	at #6 La. Tech* (L, 54-108)	2/27/03
108	at BYU* (L, 87-108)	2/19/81
7. 106	at Colorado* (L, 42-106)	2/10/79
8. 105	at SDSU (L, 72-105)	12/10/82
9. 104	Colorado State* (W, 115-104)	2/9/80
10. 103	at Texas Tech (L, 58-103)	1/4/83

OTHER GAMES ALLOWED 100+ POINTS

11. 102	vs. Ga. Tech (L, 77-102)	12/20/13
12. 100	at Houston (L, 52-100)	11/27/01
100	vs. S. Carolina (L, 60-100)	11/28/97
100	at Colo. St.* (L, 49-100)	1/13/96
100	at Texas State (L, 77-100)	2/7/87
100	at Wyoming* (L, 78-100)	1/12/80

FEWEST POINTS ALLOWED (GAME)

PTS	OPP	DATE
1. 19	Fort Bliss+ (W, 96-19)	11/10/77
2. 20	Beaumont+ (W, 58-20)	1/15/75
20	at Beaumont+ (W, 58-20)	12/13/74
4. 25	Fort Bliss+ (W, 66-25)	1/27/75
5. 26	Beaumont+ (W, 67-26)	1/29/75
6. 27	NM State (W, 63-27)	11/29/11
7. 28	WVNU+ (W, 73-28)	12/9/76
8. 29	Sul Ross St.+ (W, 54-29)	11/30/98
9. 30	at Sul Ross St.+ (W, 67-30)	1/15/78
10. 32	UTPB+ (W, 86-32)	12/14/15
32	at UTSA (W, 54-32)	1/11/93

OTHER GAMES FEWER THAN 40 POINTS ALLOWED

12. 33	vs. Samford (W, 46-33)	12/21/17
33	UTPA (W, 68-33)	12/22/96
14. 34	FIU* (W, 66-34)	1/2/20
15. 35	Tulsa* (W, 50-35)	1/31/13
35	vs. CS Northridge (W, 57-35)	12/12/87
36	UT Dallas+ (W, 75-36)	11/20/04
37	Sul Ross State+ (W, 84-36)	12/30/00
36	UTPA (W, 58-36)	12/15/90
20. 37	at New Mexico* (W, 52-37)	3/1/95
37	Bellhaven+ (W, 72-37)	11/27/93

37	UTPA (W, 67-37)	1/7/89
37	Sul Ross St.+ (W, 67-37)	11/29/87
24. 38	at UTPA (W, 65-38)	2/8/88
38	UCF* (W, 67-38)	1/29/12
38	Fresno State* (W, 45-38)	2/12/04
27. 39	Kansas State (W, 84-39)	11/16/13
39	Hawaii* (W, 44-39)	1/22/04
39	Central Arizona+ (W, 47-39)	2/19/77

MOST POINTS SCORED (HALF)

PTS	OPP (HALF)	DATE
1. 65	Colorado State* (2nd)	2/9/80
2. 58	at Tulane* (2nd)	2/1/14
58	Southern Miss* (2nd)	1/22/14
58	Savannah State+ (2nd)	11/22/08
58	at Fort Bliss+ (2nd)	11/28/76
6. 56	UTPB+ (1st)	12/15/06
56	Hardin-Simmons+ (2nd)	11/29/96
56	ENMU+ (2nd)	1/13/87
9. 55	UTSA* (1st)	1/18/20
55	NM State (2nd)	11/12/13
55	Southern Miss* (1st)	2/21/09
55	vs. Texas Lutheran+ (1st)	12/4/82
55	Sul Ross State+ (2nd)	12/3/76

MOST POINTS SCORED (FIRST HALF)

PTS	OPP	DATE
1. 56	UTPB+	12/15/06
2. 55	UTSA* (1st)	1/18/20
55	Southern Miss*	2/21/09
55	vs. Texas Lutheran+	12/4/82
5. 54	Arkansas Pine Bluff	12/20/06
6. 52	Tulsa*	1/18/97
7. 51	at Southern Miss*	1/9/20
51	UTPB+	12/21/05
9. 50	Tulsa*	1/11/14
50	vs. NW State	12/1/02
50	Oral Roberts	2/15/89
50	Colorado State*	2/9/80

MOST POINTS SCORED (SECOND HALF)

PTS	OPP	DATE
1. 65	Colorado State*	2/9/80
2. 58	at Tulane*	2/1/14
58	Southern Miss*	1/22/14
58	Savannah State+	11/22/08
58	at Fort Bliss+	11/28/76
6. 56	Hardin-Simmons+	11/29/96
56	Eastern New Mexico+	1/13/87
8. 55	NM State	11/12/13
55	Sul Ross State+	12/3/76
10. 54	East Carolina	1/13/13
54	vs. Western Kentucky	3/22/00

FEWEST POINTS SCORED (HALF)

PTS	OPP (HALF)	DATE
1. 8	at Rice* (1st)	2/1/07
2. 10	at New Mexico* (1st)	2/20/97
3. 11	at Fresno State* (1st)	2/6/03
11	at Tulsa* (1st)	1/27/00
11	vs. FIU (1st)	11/27/98
11	at Texas Tech (1st)	1/4/96
7. 12	at SMU* (1st)	1/29/04
8. 13	at Rice* (1st)	1/27/06
13	Fresno State* (1st)	2/12/04
13	at Kansas (1st)	12/7/03
13	New Mexico (1st)	11/23/01
13	Hawaii* (1st)	2/3/00
13	at San Diego State* (1st)	2/29/92
13	at Texas State (2nd)	2/19/90
13	Texas State (2nd)	12/13/89
13	at Northern Ariz. (1st)	12/13/85

FEWEST POINTS SCORED (FIRST HALF)

PTS	OPP	DATE
1. 8	at Rice*	2/1/07
2. 10	at New Mexico*	2/20/97
3. 11	at Texas Tech	1/4/96
11	vs. Fla. International	11/27/98
11	at Tulsa*	1/27/00
11	at Fresno State*	2/6/03
7. 12	at SMU*	1/29/04
8. 13	at Northern Arizona	12/13/85
13	at San Diego State*	2/29/92
13	Hawaii*	2/3/00
13	New Mexico	11/23/01
13	at Kansas	12/7/03
13	Fresno State*	2/12/04
13	at Rice*	1/27/06

FEWEST POINTS SCORED (SECOND HALF)

PTS	OPP	DATE
1. 13	New Mexico	11/30/17
13	at Texas State	2/19/90
13	Texas State	12/13/89
4. 14	at BYU*	1/28/99

5. 15	Marshall*	1/31/19
15	at San Diego State*	1/22/97
7. 16	SMU*	1/20/00
16	Creighton	2/15/92
9. 17	at Rice*	1/12/19
17	at UCF*	1/15/06
17	at Tulsa*	1/16/03
17	at Tulsa*	1/27/00
17	vs. TCU*	3/1/99
17	at Hawaii*	1/7/99
17	at San Diego State*	1/25/96
17	NM State	12/3/85

MOST POINTS SCORED (QUARTER)

PTS	OPP (QTR)	DATE
1. 36	Houston Baptist (1)	11/15/15
2. 32	UTSA* (2)	1/18/20
32	WVNU+ (1)	11/17/16
4. 31	FIU* (3)	2/25/17
31	Houston Baptist (3)	11/15/15
6. 30	at LA Tech* (3)	1/11/20
30	CSU Bakersfield (4)	11/11/17
30	Marshall* (2)	1/28/17
9. 29	Marshall* (1)	1/31/19
29	WKU* (4)	3/3/18
29	Hampton (1)	11/22/15

FEWEST POINTS SCORED (QUARTER)

PTS	OPP (QTR)	DATE
1. 3	Arizona (2)	12/7/19
2. 4	at UAB* (1)	2/1/20
4	Middle Tennessee*	1/19/19
4	at ODU* (4)	2/17/18
4	vs. Samford (4)	12/21/17
4	New Mexico (3)	11/30/17
7. 5	Marshall* (3)	1/31/19
5	at Tulsa (1)	12/29/18
5	at Rice* (2)	1/28/18
5	at CS Fullerton (4)	12/29/17
5	at Tulane (2)	12/22/17
5	vs. LSU (3)	11/24/16

MOST POINTS ALLOWED (QUARTER)

PTS	OPP (QTR)	DATE
1. 35	at UTSA* (1)	1/21/17
2. 32	at LA Tech* (3)	1/11/20
3. 30	UAB* (4)	2/2/18
4. 29	at UAB* (1)	3/2/19
5. 28	New Mexico (2)	11/19/19
28	at Middle Tennessee* (4)	2/4/17
28	at New Mexico (2)	12/11/16
8. 27	vs. Southern Miss (3)	3/7/18
27	Texas Southern (2)	11/13/16
27	at UTSA* (4)	3/3/16
27	Middle Tennessee* (4)	1/7/15

FEWEST POINTS ALLOWED (QUARTER)

PTS	OPP (QTR)	DATE
1. 3	Arkansas (1)	11/24/17
3	UTPB+ (2)	12/14/15
3. 4	vs. Samford (1)	12/21/17
4	UCR (1)	11/9/19
4	FAU* (2)	2/23/17
6. 5	FIU* (4)	1/2/20
5	vs. Samford (1)	12/21/17
5	CSU Bakersfield (1)	11/11/17
5	WVNU+ (3)	11/17/16
5	FAU* (3)	2/13/16
5	UTPB+ (4)	12/14/15

LARGEST LEAD AT HALFTIME

PTS	OPP (OUTCOME)	DATE
1. 44	UTPB+ (W, 107-43)	12/15/06
2. 34	ENMU+ (W, 87-44)	12/1/08
34	Sul Ross State+ (W, 84-36)	12/30/00
34	Ft. Bliss+ (W, 96-19)	11/10/77
5. 33	PVAMU (W, 86-48)	12/20/14
33	Kansas State (W, 84-39)	11/16/13
30	UTPA (W, 77-41)	1/4/88
8. 29	UAPB (W, 96-67)	12/20/06
9. 27	UTSA* (W, 94-54)	1/18/20
10. 25	NAU (W, 92-43)	11/22/13
25	ENMU+ (W, 71-34)	12/8/12
25	at Fort Bliss+ (W, 107-37)	11/28/76

LARGEST DEFICIT AT HALFTIME

PTS	OPP	DATE
1. 42	at Rice*	2/1/07
3. 39	vs. Penn State	11/19/83
32	New Mexico	11/23/01
4. 37	at La. Tech*	1/5/02
5. 35	at Arizona State	11/22/85
35	Middle Tennessee*	1/19/19
33	at No. 6 LA Tech*	2/27/03
8. 32	vs. Auburn	12/11/81

9. 31	at Colorado State*	2/11/82
10. 30	vs. FIU	11/27/98
30	at Houston	12/18/87
30	at San Diego State	1/4/84

LARGEST MARGIN OF VICTORY

PTS	OPP (SCORE)	DATE
1. 77	Ft. Bliss+ (96-19)	11/10/77
2. 70	at Ft. Bliss+ (107-37)	11/28/76
3. 64	UTPB+ (107-43)	12/15/06
4. 57	Savannah State+ (103-46)	11/22/08
5. 54	UTPB+ (86-32)	12/14/15
6. 49	NAU (92-43)	11/22/13
7. 48	Sul Ross State+ (84-36)	12/30/00
8. 47	WVNU+ (93-46)	11/17/16
9. 46	UTPA (80-34)	1/2/06
10. 45	Alcorn St. (

UTEP INDIVIDUAL SINGLE-GAME RECORDS

POINTS

PTS	NAME	OPP	DATE
1. 40	Holly Russ	UTSA	2/19/91
2. 37	Holly Russ	Baylor	12/17/91
3. 36	Kayla Thornton	vs. Belmont	12/21/13
4. 35	Kiana Taylor	South Carolina	11/28/97
35	Holly Russ	San Diego State*	1/19/91
6. 34	Sparkle Taylor	Rice*	2/18/17
34	Sparkle Taylor	North Texas*	2/16/17
34	Amy Pack	Sul Ross State	12/30/00
34	Lenore Dembs	Hardin-Simmons	2/16/85
34	Be Stoney	BYU*	1/30/80

OTHER 30+ POINT GAMES

11. 33	Jareica Hughes	Rice*	3/7/08
33	Amy Pack	San Jose State*	2/5/00
33	Holly Russ	Wichita State	12/1/90
14. 32	Sparkle Taylor	vs. Old Dominion	3/8/16
32	Kayla Thornton	at Memphis*	2/24/13
16. 31	Jenzel Nash	Charlotte*	2/27/16
31	Gloria Estrada	NMSU*	1/29/77
18. 30	Tamara Seda	at CS Fullerton	12/29/17
30	Donna Stoney	Henderson	11/21/81

MOST POINTS SCORED (QUARTER)

PTS (QTR)	NAME	OPP	DATE
1. 18 (3)	Sparkle Taylor	Northern Arizona	11/11/16
2. 14 (1)	Zuzanna Puc	Marshall*	1/31/19
14 (4)	Najala Howell	at UTSA*	2/4/18
14 (2)	Cameasha Turner	at WKU*	2/6/16
14 (2)	Lulu McKinney	UNM	12/2/15
6. 13 (2)	Katarina Zec	at CSU Fullerton	12/30/17
13 (1)	Najala Howell	at UC Riverside	12/30/17
13 (4)	Najala Howell	Houston Baptist	12/2/17
13 (3)	Sparkle Taylor	North Texas*	2/16/17
13 (3)	Sparkle Taylor	WKU*	1/26/17
13 (3)	Sparkle Taylor	UTSA*	1/1/17
13 (3)	Jenzel Nash	at La Tech*	2/20/16

FIELD GOALS MADE

FGM	NAME	OPP	DATE
1. 16	Lenore Dembs	Hardin-Simmons	2/16/85
2. 14	Heidi Walker	PVAMU	11/21/99
14	Kiana Taylor	South Carolina	11/28/97
14	Holly Russ	UT-San Antonio	2/19/91
14	Holly Russ	San Diego State	1/19/91
14	Kris Hudson	Texas Lutheran	12/4/82
14	Donna Stoney	Henderson State	11/21/81
14	Gloria Estrada	NMSU	1/29/77
9. 13	Sparkle Taylor	vs. Old Dominion	3/8/16
13	Kayla Thornton	vs. Belmont	12/21/13
13	Lisa Watson	AK-Anchorage	2/26/89
13	Traci Miller	Arkansas State	12/6/86
13	Carolyn Prince	at TXAM Kingsville	12/5/80

FIELD GOALS ATTEMPTED

FGA	NAME	OPP	DATE
1. 31	Holly Russ	UT-San Antonio	2/19/91
2. 30	Holly Russ	Creighton	2/21/91
3. 29	Jenzel Nash	Charlotte*	2/27/16
29	Holly Russ	Creighton	1/26/91
5. 28	Holly Russ	Utah	2/20/92
28	Holly Russ	Weber State	11/30/91
28	Traci Miller	Arkansas State	12/6/86
28	Lenore Dembs	Hardin-Simmons	2/16/85
9. 27	Holly Russ	San Diego State	2/16/91
27	Holly Russ	San Diego State	1/19/91
27	Holly Russ	Wichita State	12/1/90

FIELD GOAL PERCENTAGE (MINIMUM 7 MADE)

FG%	NAME	OPP	DATE
1. 100	Ana Valtierra	Fresno State	1/11/03
100	Kiana Taylor	New Mexico	1/24/98
100	Kevin Ford	Wyoming	2/25/95
100	Kevin Ford	Texas Southern	1/18/94
100	Michelle Roper	Wyoming	3/6/93
100	Donetta Yellets	UT-San Antonio	2/5/87
7. 93.3	Donna Stoney	Henderson state	11/21/81
8. 90.0	Jareica Hughes	Tulane	1/12/08
90.0	Janet Brunson	NMSU	1/13/84
10. 88.9	Heidi Walker	UL-Lafayette	11/19/00
88.9	Kiana Taylor	UCF	12/18/97
88.9	T.D. Foster	Southeast Louisiana	2/24/90

THREE-POINTERS MADE

3PM	NAME	OPP	DATE
1. 7	Dietra Caldwell	Toledo	11/24/09
7	Sviatlana Trukshanina	Tulsa	1/22/09
7	Holly Russ	UT-San Antonio	2/19/91
4. 6	Lulu McKinney	New Mexico	12/2/15
6	Kelli Willingham	at UAB	1/8/14
6	Kayla Thornton	at Memphis	2/24/13
6	Sviatlana Trukshanina	TX Southern	12/13/09
6	Jareica Hughes	Toledo	11/24/09
6	Dietra Caldwell	UCF	2/19/09

6	Dietra Caldwell	SSVU	11/22/08
6	Romie DeAnda	San Jose State	3/6/03
6	Kia Dowell	at Kansas	11/24/02
6	Kimya Murray	SMU	3/5/02
6	Amy Billhymmer	Tulsa	1/17/97
6	Jill Lewis	NMSU	12/16/93
6	Laura Walker	NMSU	12/21/92

THREE-POINTERS ATTEMPTED

3PA	NAME	OPP	DATE
1. 16	Amy Billhymmer	Illinois-Chicago	12/19/96
2. 15	Laura Walker	NMSU	12/21/92
3. 14	Kimya Murray	SMU	3/5/02
4. 13	Kayla Thornton	at Memphis	2/24/13
13	Amy Billhymmer	TCU	1/12/97
13	Amy Billhymmer	BYU	1/29/94
13	Holly Russ	UT-San Antonio	2/19/91
13	Holly Russ	San Diego State	2/16/91
13	Terri Powell	U.S. International	2/14/88

THREE-POINT PERCENTAGE

3FG%	NAME	OPP	DATE
1. 100.0 (5-5)	Najala Howell	at UC Riverside	12/30/17
100.0 (4-4)	Katarina Zec	UC Riverside	11/9/19
100.0 (4-4)	Timika Williams	vs. Missouri State	12/4/09
100.0 (4-4)	Briana Green	at Tulane*	1/18/09
100.0 (4-4)	Shalana Taylor	ULL	12/10/06
100.0 (4-4)	Ana Valtierra	SMU*	1/8/06
100.0 (4-4)	Laura Walker	Baylor	12/2/92
7. 85.7 (6-7)	Sviatlana Trukshanina	Texas Southern	12/13/09
8. 83.3 (5-6)	Jareica Hughes	Tulane*	1/12/08
8. 83.3 (5-6)	Ana Valtierra	Nevada*	2/14/04
83.3 (5-6)	Terri Powell	San Diego State	12/29/87

FREE THROWS MADE

FTM	NAME	OPP	DATE
1. 17	Gloria Brown	at Southern Miss*	1/26/12
2. 14	Amy Pack	San Jose State*	1/2/01
14	Holly Russ	UT-Pan American	1/21/91
14	Sonya Howell	Southeast La.	2/24/90
5. 13	Kayla Thornton	East Carolina*	2/22/14
13	Amy Pack	Tulsa*	1/21/01
13	Amy Pack	Nevada*	1/5/01
8. 12	Gloria Brown	East Carolina*	1/6/11
12	Noni Wharemate	San Jose State*	3/6/03
12	Amy Pack	at UTSA	11/24/00
12	Shani Dinwiddie	Rice*	2/15/97
12	Kanequa Chancellor	NMSU	11/26/96
12	Kiana Taylor	BYU*	1/29/94
12	Shenita Waddell	Wyoming*	3/10/93
12	Holly Russ	Baylor	12/17/91
12	Traci Miller	Oregon State	12/21/86
12	Dawn Coy	Oregon State	12/21/86

FREE THROWS ATTEMPTED

FTA	NAME	OPP	DATE
1. 19	Gloria Brown	at Southern Miss*	1/26/12
19	Amy Pack	San Jose State*	1/2/01
19	Kiana Taylor	BYU*	1/29/94
4. 18	Marta Dydek	San Jose State*	2/17/05
18	Amy Pack	Nevada*	1/5/01
18	Sonya Howell	Southeast La.	2/24/90
18	Tonie Greene	Okla. City Univ	1/21/84
8. 17	Amy Pack	San Jose State*	1/12/01
17	Marcella Lopez	West Texas State	2/18/85
16	Anete Steinberga	East Carolina*	1/6/11
16	Fannie Goodwin	vs. Marshall	3/6/09
16	Amy Pack	Tulsa*	1/21/01

FREE THROW PERCENTAGE (MINIMUM 9 MADE)

FT%	NAME	OPP	DATE
1. 100.0 (9-9)	Najala Howell	at FIU*	1/5/17
100.0 (10-10)	Najala Howell	vs. East Carolina	12/17/17
100.0 (9-9)	Sparkle Taylor	at FIU*	1/12/17
100.0 (9-9)	Starr Breedlove	TCU	3/24/16
100.0 (10-10)	Cameasha Turner	Marshall*	1/24/15
100.0 (10-10)	Kayla Thornton	vs. Belmont	12/21/13
100.0 (12-12)	Gloria Brown	East Carolina*	1/6/11
100.0(11-11)	Jareica Hughes	vs. Rice	3/7/08
100.0(12-12)	Ingrid Goslin	San Jose State*	3/6/03
100.0 (9-9)	Kim Daniel	UTA	12/30/98
100.0 (9-9)	Cabora Mack	BYU*	2/3/96

REBOUNDS

RB	NAME	OPP	DATE
1. 20	Kanequa Chancellor	SE Missouri State	11/29/97
20	Kayla Thornton	Tulsa*	1/11/14
3. 19	Gloria Brown	at Southern Miss*	1/26/12
19	Chamette Phelps	UAB*	1/22/06
5. 18	Kayla Thornton	Tulane*	2/1/14
18	Christhauna Parker	vs. UAB	3/14/13
18	Monica Ramirez	Colorado State*	1/15/94
18	Marcella Lopez	West Texas State	2/18/85
18	Tonie Greene	Eastern NM	2/17/83
18	Tonie Greene	Central Arizona	2/12/83

OTHERS WITH 17 REBOUNDS

11. 17	Tamara Seda	Southern Miss*	1/7/17
17	Tamara Seda	CSUB	12/28/16
17	Anete Steinberga	Tulane*	3/8/13
17	Gloria Brown	Tulane*	2/13/11
17	Dragana Zoric	Houston*	12/4/02
17	Dragana Zoric	Houston*	12/4/02
17	DaTechia Specht	Fort Lewis	11/25/97
17	Kevia Ford	New Mexico*	3/1/95
17	Charsa Palomare	San Diego State*	1/19/91
17	Charsa Palomare	UT-Pan American	12/15/90
17	Charsa Palomare	Loyola Marymount	2/8/90
17	Charsa Palomare	NMSU	11/28/89
17	Vernita Gant	New Mexico	11/29/86

ASSISTS

AST	NAME	OPP	DATE
1. 13	Jareica Hughes	at SMU*	1/15/10
13	Shalana Taylor	at Illinois State	12/19/04
3. 12	Shalana Taylor	SMU*	1/27/05
12	Martha Contreras	Southern Colorado	1/31/88
5. 11	Kelli Willingham	CS Northridge	12/3/10
11	Jareica Hughes	Southern Miss*	2/21/09
11	Tiffany Touton	at SMU*	1/3/02
11	Christina Mata	SJSU	2/5/00
9. 10	Katia Gallegos	UTSA*	1/18/20
10	Dietra Caldwell	Tulsa*	2/7/10
10	Briana Green	UCF*	1/24/10
10	Briana Green	SVSU	11/22/08
10	Jareica Hughes	NMSU	12/8/07
10	Jareica Hughes	PVAMU	12/12/06
10	Shalana Taylor	Hawaii*	2/19/05
10	Shalana Taylor	Northern Colorado	12/17/04
10	Terri Pedregon	Wyoming*	2/25/95
10	Sonya Howell	Wichita State	12/10/89
10	Heather Estey	Loyola-Marymount	1/9/87
10	Heather Estey	Loyola-Marymount	1/29/85
10	Teri Staker	New Mexico	1/14/85

STEALS

STL	NAME	OPP	DATE
1. 10	Sonya Howell	UTSA	2/17/90
2. 8	Cameasha Turner	UAB*	1/10/16
8	Natasha Lacy	vs. Southern Miss	3/8/08
8	Terri Pedregon	Texas Tech	12/7/94
8	Martha Contreras	UTSA	2/5/87
8	Chris Hall	Eastern N.M.	1/13/87
7. 7	Starr Breedlove	FAU*	2/13/16
7	Christhauna Parker	Kansas State	1/16/13
7	Jenzel Nash	at Tulane*	1/15/12
7	Natasha Lacy	Houston*	2/14/08
7	Natasha Lacy	vs. Western Kentucky	3/22/08
7	Jareica Hughes	Tulsa*	2/2/08
7	Kimya Murray	Louisiana Tech*	1/31/02
7	Terri Pedregon	Christian Brothers	11/27/94
7	Norma Sierra	UTSA	1/6/89
7	Martha Contreras	Colorado State	1/23/88
7	Kris Hudson	at NMSU	2/19/83

BLOCKS

BLK	NAME	OPP	DATE
1. 10	Izabela Piekarska	ULL	12/10/06
10	Kim Watts	Auburn	12/11/81
3. 9	Kim Watts	at NM State	12/15/79
4. 8	Gloria Brown	at NM State	11/16/11
5. 7	Fannie Goodwin	UCF*	2/19/09
7	Izabela Piekarska	Tulane*	11/25/05
6	Gloria Brown	Tulane*	2/13/11
6	Gloria Brown	Houston*	1/16/11
6	Izabela Piekarska	SMU*	1/31/08
6	Izabela Piekarska	Memphis*	2/10/07
6	Marta Dydek	at Louisiana Tech*	2/24/05
6	Marta Dydek	Fresno State*	1/15/05
6	Donetta Yellets	SW Texas State	2/7/87
6	Marcella Lopez	West Texas State	2/18/85
6	Kim Watts	Colorado State*	1/30/82
6	Kim Watts	Wyoming*	1/29/82
6	Kim Watts	at Utah*	1/4/82
6	Kim Watts	vs. Marquette	12/12/81
6	Kim Watts	Juarez	12/5/81

TURNOVERS

TO	NAME	OPP	DATE
1. 15	Holly Russ	Lamar	1/3/91
2. 13	Selina Thomas	West Texas State	2/4/85
3. 11	Kristi Lattin	Grambling State	12/5/98
11	LaShonda Gray	Grambling State	12/5/98
11	Holly Russ	San Diego State*	2/16/91
11	Liz Rayas	Northern Arizona	3/4/86
7. 10	Amy Pack	SMU*	1/19/01
10	Terri Pedregon	NMSU	12/2/93
10	Holly Russ	TCU	11/23/91
10	Sonya Howell	Wichita State	12/10/88

Bold denotes active players



UTEP CAREER RECORDS

GAMES PLAYED

PLAYER	YEARS	GP
1. Kristine Vitola	2009-14	134
2. Kayla Thornton	2010-14	128
3. Kelli Willingham	2010-14	126
4. Sparkle Taylor	2013-17	125
5. Cameasha Turner	2012-16	124
6. Chrishauna Parker	2011-16	122
7. Timika Williams	2006-10	120
8. Izabela Piekarska	2004-08	119
9. Kasia Krezel	2004-08	117
10. Ana Valtierra	2002-07	116

OTHER MINERS 70+ GP

11. Jareica Hughes	2006-10	115
12. Norma Sierra	1988-92	113
13. Terri Pedregon	1991-95	110
14. Katarina Zec	2016-	108
15. Anete Steinberga	2009-13	106
16. Amy Billhymmer	1993-97	105
Kiana Taylor	1993-96, 97-98	105
18. Kristi Lattin	1995-99	104
Cabora Mack	1992-96	104
Kris Hudson	1981-85	104
Kim Watts	1978-82	104
22. Charnette Phelps	2003-07	103
23. Kim Daniel	1995-99	102
Kanequa Chancellor	1994-98	102
25. Jenzel Nash	2011-16	100
26. Jonna Launiainen	2003-07	97
27. Tamara Seda	2015-18	96
Sviatlana Trukshanina	2007-11	96
Chris Hall	1985-89	96
30. Briana Green	2008-12	95
Irene Gari	2012-15	95
32. Ingrid Goslin	2002-06	93
33. Lulu McKinney	2014-17	92
34. Zuzanna Puc	2016-19	91
35. Donna Stoney	1979-82	90
36. Dietra Caldwell	2008-11	89
37. Najala Howell	2015-18	86
38. Agata Dobrowolska	2013-16	84
Angie McGee	2002-05	84
40. Leslie Kilmer	1987-90	83
41. Monica Ramirez	1991-94	81
42. Shani Dinwiddie	1993-97	79
43. Michelle Montoya	1995-98	77
Jill Lewis	1993-97	77
45. Jackie Preston	1989-93	75
46. DaTechia Sprech	1995-99	74
47. Shalana Taylor	2004-07	72

GAMES STARTED

PLAYER	YEARS	GS
1. Kelli Willingham	2010-14	117
2. Jareica Hughes	2006-10	114
3. Kayla Thornton	2010-14	109
4. Timika Williams	2006-10	107
5. Ana Valtierra	2002-07	103
6. Katarina Zec	2016-	101
Cameasha Turner	2012-16	101
8. Chrishauna Parker	2011-16	97
9. Anete Steinberga	2009-13	87
10. Kasia Krezel	2004-08	82

OTHER MINERS 50+ GS

11. Dietra Caldwell	2008-11	81
12. Kristine Vitola	2009-14	79
13. Terri Pedregon	1991-95	78
14. Kiana Taylor	1993-96, 97-98	77
15. Izabela Piekarska	2004-08	76
16. Christina Mata	1999-01	68
17. Jordan Alexander	2017-19	61
Tamara Seda	2015-18	61
19. Amy Billhymmer	1993-97	60
20. Charnette Phelps	2003-07	57
Angie McGee	2002-05	57
22. Michelle Montoya	1995-98	56
Kanequa Chancellor	1994-98	55
24. Sparkle Taylor	2013-17	53
Shalana Taylor	2004-07	53
Norma Sierra	1988-92	53
27. Dragana Zoric	2001-03	52

GAMES WON

PLAYER	YEARS	GW
1. Chrishauna Parker	2011-16	110
2. Kayla Thornton	2010-14	96
Kelli Willingham	2010-14	96
Kristine Vitola	2009-14	96
5. Cameasha Turner	2012-16	92

Marissa Rodriguez	2010-15	92
7. Jenzel Nash	2011-16	87
8. Jareica Hughes	2006-10	84
Timika Williams	2006-10	84
10. Anete Steinberga	2009-13	83

OTHER MINERS 50+ WINS

11. Briana Green	2008-12	79
12. Sparkle Taylor	2013-17	78
Sviatlana Trukshanina	2007-11	78
14. Izabela Piekarska	2004-08	76
Kasia Krezel	2004-08	76
16. Agata Dobrowolska	2013-16	70
Anete Kirsteine	2013-16	70
18. Monika Carrasco	2003-07	64
Jonna Launiainen	2003-07	64
Charnette Phelps	2003-07	64
21. Irene Gari	2012-15	63
22. Ana Valtierra	2002-07	62
23. Baiaba Eglite	2009-12	61
24. Najala Howell	2015-18	54
Tamara Seda	2015-18	54
Kanequa Chancellor	1994-98	54
27. Kim Daniel	1995-99	53
Kristi Lattin	1995-99	53
Tania Prieto	1995-99	53
DaTechia Specht	1995-99	53
Cabora Mack	1992-96	53
32. Terri Pedregon	1991-95	52
33. Dietra Caldwell	2008-11	50

TOTAL MINUTES PLAYED

PLAYER	YEARS	MP
1. Jareica Hughes	2006-10	3,777
2. Kelli Willingham	2010-14	3,719
3. Ana Valtierra	2002-07	3,584
4. Kayla Thornton	2010-14	3,456
5. Terri Pedregon	1991-95	3,272
6. Timika Williams	2006-10	3,183
7. Katarina Zec	2016-	3,078
8. Kasia Krezel	2004-08	2,999
9. Norma Sierra	1988-92	2,992
10. Cameasha Turner	2012-16	2,962

OTHER MINERS 2,000+ MP

11. Chrishauna Parker	2011-16	2,957
12. Dietra Caldwell	2008-11	2,806
13. Izabela Piekarska	2004-08	2,712
14. Kristine Vitola	2009-14	2,656
15. Kiana Taylor	1993-96, 97-98	2,577
16. Christina Mata	1999-01	2,569
17. Lulu McKinney	2014-17	2,540
18. Sparkle Taylor	2013-17	2,441
19. Tamara Seda	2015-18	2,339
20. Amy Billhymmer	1993-97	2,314
21. Anete Steinberga	2009-13	2,250
22. Zuzanna Puc	2016-19	2,204
23. Angie McGee	2002-05	2,190
23. Briana Green	2008-12	2,179
25. Chris Hall	1985-89	2,074
26. Jenzel Nash	2011-16	2,023
27. Kristi Lattin	1995-99	2,017
28. Charnette Phelps	2003-07	2,016

FIELD GOALS MADE

PLAYER	YEARS	FG
1. Kayla Thornton	2010-14	600
2. Sparkle Taylor	2013-17	530
3. Jareica Hughes	2006-10	527
4. Be Stoney	1977-81	516
5. Izabela Piekarska	2004-08	495
6. Timika Williams	2006-10	442
7. Kiana Taylor	1993-96, 97-98	423
8. Kasia Krezel	2004-08	413
9. Anete Steinberga	2009-13	405
10. Holly Russ	1990-92	380

OTHER MINERS 225+ FGM

11. Lisa Watson	1987-89	379
12. Jenzel Nash	2011-16	370
13. Katarina Zec	2016-	368
14. Cameasha Turner	2012-16	363
15. Kris Hudson	1981-85	352
Kristi Lattin	1995-99	352
17. Kristine Vitola	2009-14	343
18. Kelli Willingham	2010-14	340
19. Zuzanna Puc	2016-19	337
20. Tamara Seda	2015-18	336
Chris Hall	1985-89	336
22. Norma Sierra	1988-92	332
23. Amy Billhymmer	1993-97	312

Monika Ramirez	1991-94	312
Carolyn Prince	1979-81	312
26. Dietra Caldwell	2008-11	306
27. Traci Miller	1985-87	293
28. Dragana Zoric	2001-03	289
29. Gloria Brown	2010-12	281
30. Chrishauna Parker	2011-16	277
31. Kanequa Chancellor	1994-98	276
32. Charnette Phelps	2003-07	271
33. Briana Green	2008-12	246
34. Donna Stoney	1979-82	245
35. Jill Lewis	1993-97	241
36. Charsa Palamore	1989-91	227

FIELD GOALS ATTEMPTED

PLAYER	YEARS	FGA
1. Kayla Thornton	2010-14	1,387
2. Be Stoney	1977-81	1,329
3. Jareica Hughes	2006-10	1,291
4. Izabela Piekarska	2004-08	1,170
5. Sparkle Taylor	2013-17	1,145
6. Kasia Krezel	2004-08	1,114
7. Holly Russ	1990-92	1,058
8. Jenzel Nash	2011-16	1,036
9. Kelli Willingham	2010-14	1,002
10. Timika Williams	2006-10	973

OTHER MINERS 800+FGA

11. Amy Billhymmer	1993-97	925
12. Lisa Watson	1987-89	909
13. Katarina Zec	2016-	875
14. Norma Sierra	1988-92	872
15. Kris Hudson	1995-97	864
16. Kiana Taylor	1993-96, 97-98	859
18. Lenore Dembs	1983-85	827
19. Kristi Lattin	1995-99	824

FIELD GOAL PERCENT (MIN 200 MADE)

PLAYER	YEARS	FG%
1. Gloria Brown	2010-12	53.7
2. Michelle Roper	1991-93	51.2
3. Zuzanna Puc	2016-19	49.5
4. Tamara Seda	2015-18	49.4
5. Kiana Taylor	1993-96, 97-98	49.2
6. Heidi Walker	1999-01	48.4
7. Carolyn Prince	1979-81	48.0
8. Chrishauna Parker	2011-16	47.5
9. Shani Dinwiddie	1993-97	45.9
10. Timika Williams	2006-10	45.4

THREE-POINT FIELD GOALS MADE

PLAYER	YEARS	3PM
1. Kelli Willingham	2010-14	215
2. Amy Billhymmer	1993-97	208
3. Dietra Caldwell	2008-11	182
4. Jareica Hughes	2006-10	142
5. Kasia Krezel	2004-08	138
6. Katarina Zec	2016-	125
Sviatlana Trukshanina	2007-11	116
8. Terri Powell	1987-89	109
9. Lulu McKinney	2014-17	107
10. Ana Valtierra	2002-07	97

OTHER MINERS 50+ 3PM

11. Cameasha Turner	2012-16	91
12. Kayla Thornton	2010-14	89
13. Izabela Piekarska	2004-08	86
14. Kimya Murray	2001-02	80
15. Stacie Telles	2013-15	76
16. Jonna Launiainen	2003-07	75
17. Laura Walker	1992-93, 94-95	73
18. Briana Green	2008-12	72
19. Jill Lewis	1993-97	68
20. Holly Russ	1990-92	63
21. Romie DeAnda	2001-03	61
22. Timika Williams	2006-10	60
23. Najala Howell	2015-18	58
24. Angie McGee	2002-05	55
25. Kia Dowell	2002-04	51
26. Kim Daniel	1995-99	50

THREE-POINT FIELD GOALS ATTEMPTED

PLAYER	YEARS	3PA
1. Amy Billhymmer	1993-97	642
2. Kelli Willingham	2010-14	619
3. Kasia Krezel	2004-08	480
4. Dietra Caldwell	2008-11	456
5. Jareica Hughes	2006-10	430

6. Lulu McKinney	2014-17	379
7. Katarina Zec	2016-	360
8. Kayla Thornton	2010-14	312
9. Cameasha Turner	2012-16	306
10. Terri Powell	1987-89	284

OTHER MINERS 150+ 3PA

11. Sviatlana Trukshanina	2007-11	277
12. Laura Walker	1992-93, 94-95	261
13. Holly Russ	1990-92	240
14. Izabela Piekarska	2004-08	235
15. Jill Lewis	1993-94, 95-96	228
16. Jenzel Nash	2011-16	222
Christina Mata	1997-01	222
18. Terri Pedregon	1991-95	220
19. Stacie Telles	2013-15	218
20. Ana Valtierra	2002-07	215
21. Briana Green	2008-12	209
22. Kimya Murray	2001-02	206
23. Angie McGee	2002-05	196
24. Timika Williams	2006-10	193
25. Romie DeAnda	2001-03	178
Kim Daniel	1995-99	178
27. Irene Gari	2012-15	175
28. Najala Howell	2015-18	172
29. Kia Dowell	2002-04	166

3PT FG PERCENTAGE (MIN. 60 MADE)

PLAYER	YEARS	3FG%
1. Ana Valtierra	2002-07	46.7
2. Sviatlana Trukshanina	2007-11	41.9
3. Dietra Caldwell	2008-11	39.9
4. Kimya Murray	2001-02	38.8
5. Terri Powell	1987-89	38.4
6. Izabela Piekarska	2004-08	36.6
7. Kelli Willingham	2010-14	34.7
8. Briana Green	2008-12	34.4
Romie DeAnda	2001-03	34.4
10. Jareica Hughes	2006-10	33.0

OTHER MINERS +32.0%

11. Amy Billhymmer	1993-97	32.4
--------------------	---------	------

FREE THROWS MADE

PLAYER	YEARS	FTM
1. Kayla Thornton	2010-14	390
2. Jareica Hughes	2006-10	359
3. Amy Pack	1999	

UTEP CAREER RECORDS

OTHER MINERS 270+FTA

11. Kristi Lattin	1995-99	372
12. Tonietta Greene	1981-84	361
13. Tamara Seda	2015-18	356
14. Chris Hall	1985-89	343
15. Anete Steinberga	2009-13	341
16. Jenzel Nash	2011-16	334
17. Terri Pedregon	1991-95	291
18. Jill Lewis	1993-94, 95-97	290
19. Kristine Vitola	2009-14	285
20. Lisa Watson	1987-89	279
21. Kasia Krezel	2004-08	270

FREE-THROW PERCENTAGE (MIN. 100 MADE) (must have concluded career)

PLAYER	YEARS	FT%
1. Gloria Brown	2010-12	80.8
2. Kelli Willingham	2010-14	78.8
Dragana Zoric	2001-03	78.8
4. Najala Howell	2015-18	78.5
5. Ana Valtierra	2002-07	78.3
6. Izabela Piekarska	2004-08	77.8
7. Noni Wharemate	2002-04	77.6
8. Kasia Krezel	2004-08	77.0
9. Kristine Vitola	2009-14	75.4
10. Amy Pack	1999-01	74.8

SCORING

PLAYER	YEARS	PTS
1. Kayla Thornton	2010-14	1,679
2. Jareica Hughes	2006-10	1,555
3. Sparkle Taylor	2013-17	1,352
4. Izabela Piekarska	2004-08	1,251
5. Be Stoney	1977-81	1,249
6. Kasia Krezel	2004-08	1,172
7. Kiana Taylor	1993-96, 97-98	1,134
8. Cameasha Turner	2012-16	1,089
9. Timika Williams	2006-10	1,087
10. Kelli Willingham	2010-14	1,073

OTHER MINERS 500+ PTS

11. Holly Russ	1990-92	1,068
12. Anete Steinberga	2009-13	1,024
13. Jenzel Nash	2011-16	1,023
14. Katarina Zec	2016-	1,012
15. Amy Pack	1999-01	968
16. Kristi Lattin	1995-99	966
Lisa Watson	1987-89	966
18. Kristine Vitola	2009-14	941
19. Amy Billhymer	1993-97	931
20. Chris Hall	1985-89	926
21. Tamara Seda	2015-18	909
22. Dietra Caldwell	2008-11	898
23. Monica Ramirez	1991-94	882
24. Lenore Dembs	1983-85	849
25. Zuzanna Puc	2016-19	834
26. Chrishauana Parker	2011-16	821
27. Norma Sierra	1988-92	804
28. Kanequa Chancellor	1994-98	781
29. Carolyn Prince	1979-81	771
30. Gloria Brown	2010-12	761
31. Kris Hudson	1981-85	756
32. Jill Lewis	1993-94, 95-96	749
33. Traci Miller	1985-87	747
34. Dragana Zoric	2001-03	738
35. Ana Valtierra	2002-07	714
36. Charnette Phelps	2003-07	711
37. Jeanine Brown Warren	1980-82	667
38. Lulu McKinney	2014-17	650
Briana Green	2008-12	650
40. Najala Howell	2015-18	648
41. Terri Pedregon	1991-95	631
42. Terri Powell	1987-89	621
43. Vaida Zagurskyte	2002-04	620
44. Donna Stoney	1979-82	598
45. Angie McGee	2002-05	574
46. Shanie Dinwiddie	1993-97	568
47. Charsa Palamore	1989-91	559
48. Kim Daniel	1995-99	555
49. Jordan Alexander	2017-19	540
50. Cabora Mack	1992-96	522
51. Michelle Roper	1991-93	521
52. Marcella Lopez	1982-86	512

SCORING AVERAGE (MIN. 700 POINTS)

PLAYER	YEARS	AVG
1. Holly Russ	1990-92	20.2
2. Amy Pack	1999-01	17.6
3. Lisa Watson	1987-89	17.0
4. Lenore Dembs	1983-85	15.4
5. Be Stoney	1977-81	15.0
6. Traci Miller	1985-87	14.6
7. Dragana Zoric	2001-03	13.9
8. Jareica Hughes	2006-10	13.5
9. Kayla Thornton	2010-14	13.1
10. Gloria Brown	2009-12	12.1

REBOUNDS

PLAYER	YEARS	RB
1. Kayla Thornton	2010-14	1,032
2. Chrishauana Parker	2011-16	866
3. Kim Watts	1978-82	810
4. Timika Williams	2006-10	794
5. Tamara Seda	2015-18	717
6. Kiana Taylor	1993-96, 97-98	676
7. Izabela Piekarska	2004-08	651
8. Kristine Vitola	2009-14	617
9. Anete Steinberga	2009-13	582
10. Dee Caine	1981-85	567

OTHER MINERS 350+RB

11. Be Stoney	1977-81	563
12. Tonietta Greene	1981-84	561
13. Kanequa Chancellor	1994-98	546
14. Charnette Phelps	2003-07	537
15. Monica Ramirez	1991-94	531
16. Norma Sierra	1988-92	523
17. Chris Hall	1985-89	522
18. Gloria Brown	2010-12	509
19. Sparkle Taylor	2013-17	503
20. Kristi Lattin	1995-99	496
21. Zuzanna Puc	2016-19	493
22. Amy Pack	1999-01	487
23. Ana Valtierra	2002-07	477
24. Jill Lewis	1993-97	462
25. Cameasha Turner	2012-16	456
26. Jareica Hughes	2006-10	449
27. Charsa Palamore	1989-91	433
28. Lisa Watson	1987-89	427
29. Angie McGee	2002-05	420
30. Dragana Zoric	2001-03	417
31. Vernita Gant	1985-87	407
32. Katarina Zec	2016-	406
33. Jenzel Nash	2011-16	374
34. Cabora Mack	1992-96	370
35. Marcella Lopez	1982-86	366
36. Holly Russ	1990-92	362
37. Terri Pedregon	1991-95	359
38. Jordan Alexander	2017-19	358
39. DaTehcia Sprecht	1995-99	354

REBOUNDING AVERAGE (MIN. 400 RB)

PLAYER	YEARS	AVG
1. Amy Pack	1999-01	8.9
2. Kayla Thornton	2010-14	8.1
Gloria Brown	2010-12	8.1
Vernita Gant	1985-87	8.1
5. Charsa Palamore	1989-91	8.0
6. Dragana Zoric	2001-03	7.9
7. Kim Watts	1978-82	7.8
8. Tonietta Greene	1981-84	7.6
9. Tamara Seda	2015-18	7.5
Lisa Watson	1987-89	7.5

OTHER MINERS WITH 6.6 RPG

11. Chrishauana Parker	2011-16	7.1
12. Be Stoney	1977-81	6.8
13. Timika Williams	2006-10	6.6
Monica Ramirez	1991-94	6.6

ASSISTS

PLAYER	YEARS	AST
1. Jareica Hughes	2006-10	599
2. Kelli Willingham	2010-14	373
3. Terri Pedregon	1991-95	326
4. Ana Valtierra	2002-07	324
5. Shalana Taylor	2004-07	313
6. Lulu McKinney	2014-17	308
7. Chrishauana Parker	2011-16	291
8. Dietra Caldwell	2008-11	249
9. Norma Sierra	1988-92	248

OTHER MINERS 150+AST

10. Jill Lewis	1993-94, 95-96	231
11. Kasia Krezel	2004-08	230
12. Christina Mata	1997-01	211
13. Briana Green	2008-12	206
14. Katarina Zec	2016-	198
15. Cameasha Turner	2012-16	196
16. Jenzel Nash	2011-16	194
17. Vaida Zagurskyte	2002-04	182
18. Michelle Montoya	1995-95	179
19. Sonya Howell	1988-90	178
20. Noni Wharemate	2002-04	177
21. Heather Estey	1985-87	173
Martha Contreras	1986-88	173
23. Lenore Dembs	1983-85	159
24. Stacie Telles	2013-15	158
25. Natasha Lacy	2007-08	156
26. Faith Cook	2016-18	153
27. Kayla Thornton	2010-14	152
Jonna Launiainen	2003-07	152

ASSISTS AVERAGE (MIN. 125 ASSISTS)

PLAYER	YEARS	AVG
1. Jareica Hughes	2006-10	5.2
2. Natasha Lacy	2007-08	4.8
3. Shalana Taylor	2004-07	4.4
4. Starr Breedlove	2015-16	3.8
Vaida Zagurskyte	2002-04	3.8
6. Heather Estey	1985-97	3.7
7. Sonya Howell	1988-90	3.6
8. Martha Contreras	1986-88	3.5
9. Sharon Jackson	1982-84	3.4
10. Noni Wharemate	2002-04	3.3

STEALS

PLAYER	YEARS	STL
1. Jareica Hughes	2006-10	277
2. Kayla Thornton	2010-14	217
3. Terri Pedregon	1991-95	210
4. Ana Valtierra	2002-07	175
5. Jenzel Nash	2011-16	174
6. Cameasha Turner	2012-16	162
7. Kasia Krezel	2004-08	158
8. Kristi Lattin	1995-99	156
9. Norma Sierra	1988-92	146
10. Jill Lewis	1993-94, 95-96	141

OTHER MINERS 75+STL

11. Holly Russ	1990-92	134
12. Christina Mata	1997-01	133
13. Kelli Willingham	2010-14	131
14. Timika Williams	2006-10	129
15. Martha Contreras	1986-88	122
16. Sonya Howell	1988-90	120
Kiana Taylor	1993-96, 97-98	120
18. Chrishauana Parker	2011-16	116
19. Dietra Caldwell	2008-11	115
20. Lenore Dembs	1983-85	108
Natasha Lacy	2007-08	108
22. Starr Breedlove	2015-16	107
23. Chris Hall	1985-89	106
24. Lulu McKinney	2014-17	104
25. Shalana Taylor	2004-07	94
Charnette Phelps	2003-07	94
27. Charsa Palamore	1989-91	92
28. Sparkle Taylor	2013-17	89
Gloria Brown	2010-12	89
30. Angie McGee	2002-05	87
31. Briana Green	2008-12	80
32. Tyeeasha Tolliver	1993-95	77
33. Dragana Zoric	2001-03	76
Marcella Lopez	1982-86	76

STEALS AVERAGE (MIN. 100 STEALS)

PLAYER	YEARS	AVG
1. Natasha Lacy	2007-08	3.4
2. Starr Breedlove	2015-16	3.1
3. Holly Russ	1990-92	2.5
4. Jareica Hughes	2006-10	2.4
Sonya Howell	1988-90	2.4
Martha Contreras	1986-88	2.4
7. Terri Pedregon	1991-95	1.9
Lenore Dembs	1983-85	1.9
9. Jill Lewis	1993-94, 95-96	1.8
10. Ana Valtierra	2002-07	1.5
Kristi Lattin	1995-99	1.5

BLOCKED SHOTS

PLAYER	YEARS	BLK
1. Kim Watts	1978-82	264
2. Izabela Piekarska	2004-08	252
3. Kristine Vitola	2009-14	190
198	2016-	190
4. Gloria Brown	2010-12	162
5. Marta Dydek	2003-05	100
6. Tamara Seda	2015-18	89
7. Dee Caine	1981-85	68
8. Kayla Thornton	2010-14	67
9. Kiana Taylor	1993-96, 97-98	65
10. Timika Williams	2006-10	63

OTHER MINERS 30+ BLK

11. Zuzanna Puc	2016-19	56
12. Donetta Yellets	1985-87	54
13. Daeshianna McCants	2014-15	40
14. Vernita Gant	1985-87	39
15. Fannie Goodwin	2009-09	38
16. Charnette Phelps	2003-07	35
17. Ana Valtierra	2002-07	34
18. Kristi Lattin	1995-99	33
19. Ax Bernard	2016-17	32
Claudia Porras	2006-08	32
Kanequa Chancellor	1994-98	32
Leslie Kilmer	1987-90	32

BLOCKS AVERAGE (MIN. 50 BLOCKS)

PLAYER	YEARS	AVG
1. Gloria Brown	2010-12	2.6
2. Kim Watts	1978-82	2.5
3. Izabela Piekarska	2004-08	2.1
4. Marta Dydek	2003-05	1.7
5. Kristine Vitola	2009-14	1.4
6. Donetta Yellets	1985-87	1.2
7. Tamara Seda	2015-18	0.9
8. Dee Caine	1981-85	0.8
9. Daeshianna McCants	2014-16	0.7
10. Zuzanna Puc	2016-19	0.6
Kiana Taylor	1993-96, 97-98	0.6

DOUBLE-DOUBLES

PLAYER	YEARS	DD
1. Kayla Thornton	2010-14	40
2. Tamara Seda	2015-18	26
3. Amy Pack	1999-01	22
4. Gloria Brown	2010-12	20
Kiana Taylor	1993-96, 97-98	20
6. Dragana Zoric	2001-03	18
7. Chrishauana Parker	2011-16	15
8. Kanequa Chancellor	1994-98	13
Monica Ramirez	1991-94	13
10. Lisa Watson	1987-89	12

OTHER MINERS 10+DOUBLE-DOUBLES

11. Timika Williams	2006-10	11
Chris Hall	1985-89	11
13. Zuzanna Puc	2016-19	10
Charnette Phelps	2003-07	10
Charsa Palamore	1989-91	10
Vernita Gant	1985-87	10

Bold denotes active players



2019-20 BOX SCORES

UCR vs UTEP

11/9/19 7 p.m. at El Paso, Texas (Don Haskins Center)

UCR 50 • 1-2

##	Player	Total			3-Ptr			Rebounds			PF	TP	A	TO	Blk	Stl	Min
		FG-FGA	FG-FGA	FT-FTA	FG-FGA	FG-FGA	FT-FTA	Off	Def	Tot							
02	Marina Ewodo	f	2-9	1-5	2-2	5	2	7	4	7	2	6	3	2	36		
22	Skyler Lewis	f	3-7	0-0	0-0	1	4	5	4	6	0	5	1	0	29		
24	Daphne Gnago	f	5-6	0-0	4-7	4	7	11	1	14	1	2	0	1	30		
00	Ann Jernigan	g	2-4	0-2	1-2	1	3	4	5	5	1	3	0	2	17		
05	Lauryn Pointer	g	0-3	0-3	0-0	0	3	3	1	0	2	2	0	0	22		
10	Keilanei Cooper	g	2-4	0-1	6-8	0	0	0	4	10	1	3	0	0	15		
13	Georgia Ohiaeri	g	0-0	0-0	0-0	0	0	0	0	0	0	0	0	1	5		
21	Andriana Kasapi	g	2-4	0-2	0-0	0	1	1	3	4	1	3	0	1	20		
32	Bryanna Brady	g	1-2	0-0	0-0	0	3	3	0	2	0	1	1	0	14		
43	Jalyn Clay	g	1-2	0-0	0-0	0	1	1	5	2	1	3	0	0	12		
	Team					0	5	5									
	Totals		18-41	1-13	13-19	11	29	40	27	50	9	28	5	7	200		

1st - FG %:	2-7	28.6%	2nd:	2-8	25.0%	3rd:	4-8	50.0%	4th:	10-18	55.6%	Game:	18-41	43.9%	Deadball	
3FG %:	0-1	0.0%		0-2	0.0%		0-3	0.0%		1-7	14.3%		1-13	7.7%	Rebounds	2
FT %:	0-1	0.0%		6-10	60.0%		6-6	100.0%		1-2	50.0%		13-19	68.4%		

UTEP 63 • 1-0

##	Player	Total			3-Ptr			Rebounds			PF	TP	A	TO	Blk	Stl	Min
		FG-FGA	FG-FGA	FT-FTA	FG-FGA	FG-FGA	FT-FTA	Off	Def	Tot							
33	Michelle Pruitt	f	2-7	0-0	4-8	6	4	10	0	8	0	1	0	1	27		
03	Katia Gallegos	g	3-12	1-7	2-3	0	4	4	2	9	5	0	0	2	34		
12	Ariona Gill	g	1-7	0-2	0-0	4	0	4	2	2	0	2	0	2	14		
13	Sabine Lipe	g	2-5	1-3	0-2	1	0	1	2	5	0	0	0	0	9		
44	Katarina Zec	g	5-8	4-4	4-5	2	3	5	3	18	2	3	0	1	31		
01	Arina Khlopkova	g	2-6	0-3	2-2	1	1	2	1	6	0	1	0	0	17		
02	Tia Bradshaw	g	0-1	0-0	0-0	0	0	0	2	0	0	2	0	0	7		
04	Neidy Ocuane	g	0-1	0-1	0-0	0	0	0	1	0	0	1	0	0	3		
10	Jade Rochelle	g	0-1	0-0	0-0	0	0	0	1	0	0	0	0	0	3		
15	Avery Crouse	g	2-9	0-1	2-2	1	1	2	2	6	3	1	0	1	29		
22	DeJaNae Roebuck	g	2-3	0-0	3-6	1	1	2	2	7	1	1	0	1	16		
31	Tatyana Modawar	g	0-0	0-0	2-2	0	0	0	3	2	1	1	0	0	10		
	Team					3	2	5									
	Totals		19-60	6-21	19-30	19	16	35	23	63	12	15	0	8	200		

1st - FG %:	6-16	37.5%	2nd:	5-12	41.7%	3rd:	4-15	26.7%	4th:	4-17	23.5%	Game:	19-60	31.7%	Deadball	
3FG %:	2-6	33.3%		1-3	33.3%		2-7	28.6%		1-5	20.0%		6-21	28.6%	Rebounds	4
FT %:	0-2	0.0%		8-12	66.7%		3-7	42.9%		8-9	88.9%		19-30	63.3%		

Officials: Bill Larence, Ryan Durham, Felicity Willis
 Technical fouls: UCR-None. UTEP-None.
 Attendance: 844

Score by periods	1st	2nd	3rd	4th	Total
UCR	4	10	14	22	50
UTEP	14	19	13	17	63

Points	In	Off	2nd	Fast	Bench
UCRWB	26	8	10	17	18
UTEPW	24	25	11	9	21

Last FG - UCRWB 4th-00:10, UTEPW 4th-01:04.
 Largest lead - UCRWB None, UTEPW by 21 2nd-03:43.
 UCRWB led for 00:00. UTEPW led for 39:10. Game was tied for 00:50.

Score tied - 0 times.
 Lead changed - 0 times.

Alcorn State vs UTEP

11/16/19 1 p.m. at El Paso, Texas (Don Haskins Center)

Alcorn State 47 • 0-4

##	Player	Total			3-Ptr			Rebounds			PF	TP	A	TO	Blk	Stl	Min
		FG-FGA	FG-FGA	FT-FTA	FG-FGA	FG-FGA	FT-FTA	Off	Def	Tot							
10	Bernard Jamaysha	c	1-2	0-0	0-0	0	0	0	1	2	0	1	1	0	9		
00	Rascoe LaRae	g	4-11	2-5	3-4	2	1	3	1	13	2	4	0	4	32		
15	Hall Diamond	g	0-6	0-2	1-2	0	1	1	2	1	0	2	0	1	16		
30	Kirkland Aysa	g	2-4	0-0	0-0	2	1	3	1	4	1	0	0	0	26		
32	Hargrove Jada	g	2-6	0-1	5-6	1	1	2	3	9	1	4	0	1	22		
02	Walker Charisma	g	2-7	0-0	0-0	0	2	4	4	1	3	0	1	1	15		
03	McAlphina Nia	g	1-1	0-0	0-0	0	0	0	3	2	1	4	1	2	16		
13	Clark Kirdis	g	1-5	0-1	2-3	1	5	6	2	4	0	3	0	0	19		
14	Obillo Cayla	g	0-2	0-1	1-2	0	3	3	2	1	3	1	0	1	13		
21	Wheeler Aja	g	3-4	0-0	0-0	0	0	0	3	6	1	3	0	4	14		
24	Malwal Nyenkeer	g	0-0	0-0	0-0	0	0	0	0	0	0	0	0	0	4		
42	Broughton Bria	g	0-2	0-0	1-2	0	0	0	4	1	0	3	0	0	18		
	Team					3	3	6									
	Totals		16-50	2-10	13-19	9	17	26	26	47	10	28	2	14	200		

1st - FG %:	4-18	22.2%	2nd:	6-11	54.5%	3rd:	3-13	23.1%	4th:	3-8	37.5%	Game:	16-50	32.0%	Deadball	
3FG %:	1-5	20.0%		1-2	50.0%		0-2	0.0%		0-1	0.0%		2-10	20.0%	Rebounds	2
FT %:	1-2	50.0%		1-3	33.3%		7-8	87.5%		4-6	66.7%		13-19	68.4%		

UTEP 92 • 3-0

##	Player	Total			3-Ptr			Rebounds			PF	TP	A	TO	Blk	Stl	Min
		FG-FGA	FG-FGA	FT-FTA	FG-FGA	FG-FGA	FT-FTA	Off	Def	Tot							
33	Michelle Pruitt	f	6-7	0-0	1-2	1	3	4	1	13	2	0	0	1	18		
03	Katia Gallegos	g	0-2	0-2	4-4	0	1	1	0	4	3	1	0	1	15		
12	Ariona Gill	g	6-8	2-3	0-0	2	5	7	2	14	4	3	0	1	19		
15	Avery Crouse	g	3-5	3-4	1-2	1	1	2	0	10	1	2	0	1	15		
44	Katarina Zec	g	6-10	2-5	3-3	1	5	6	1	17	4	1	0	1	20		
01	Arina Khlopkova	g	1-4	0-3	0-0	0	0	0	2	2	1	2	0	2	20		
02	Tia Bradshaw	g	2-4	0-1	0-0	1	0	1	4	3	6	0	0	0	15		
04	Neidy Ocuane	g	0-1	0-1	0-0	0	0	0	0	0	2	0	1	1	8		
10	Jade Rochelle	g	1-3	0-1	0-0	1	2	3	2	2	0	2	0	1	14		
13	Sabine Lipe	g	2-5	1-2	0-2	1	4	5	2	5	2	1	3	1	14		
22	DeJaNae Roebuck	g	2-5	0-0	3-3	1	2	3	7	2	2	2	1	1	17		
25	Ariana Taylor	g	4-5	0-0	1-2	1	2	3	2	9	1	2	1	0	14		
31	Tatyana Modawar	g	1-3	1-1	2-2	1	1	2	3	5	0	1	0	1	11		
	Team					4	3	7									
	Totals		34-62	9-23	15-20	15	29	44	19	92	23	25	6	12	200		

1st - FG %:	11-16	68.8%	2nd:	7-15	46.7%	3rd:	9-16	56.3%	4th:	7-15	46.7%	Game:	34-62	54.8%	Deadball	
3FG %:	4-6	66.7%		1-6	16.7%		2-6	33.3%		2-5	40.0%		9-23	39.1%	Rebounds	1
FT %:	2-2	100%		3-6	50.0%		6-7	85.7%		4-5	80.0%		15-20	75.0%		

Officials: Brian Garland, Timothy Resch, Jalyn Watson
 Technical fouls: Alcorn State-None. UTEP-None.
 Attendance: 573

Score by periods	1st	2nd	3rd	4th	Total
Alcorn State	10	14	13	10	47
UTEP	28	18	26	20	92

Points	In	Off	2nd	Fast	Bench
ALCN	22	13	7	14	18
UTEPW	47	27	16	26	34

Last FG - ALCN 4th-01:53, UTEPW 4th-02:25.
 Largest lead - ALCN None, UTEPW by 48 4th-05:44.
 ALCN led for 00:00. UTEPW led for 38:56. Game was tied for 01:04.

Score tied - 0 times.
 Lead changed - 0 times.

UTEP vs New Mexico St.

11/13/19 6:00 pm at

UTEP 63 • 2-0,0-0 C-USA

##	Player	Total			3-Ptr			Rebounds			PF	TP	A	TO	Blk	Stl	Min
		FG-FGA	FG-FGA	FT-FTA	FG-FGA	FG-FGA	FT-FTA	Off	Def	Tot							

2019-20 BOX SCORES

New Mexico St. vs UTEP

11/23/19 7 p.m. at El Paso, Texas (Don Haskins Center)

New Mexico St. 45 • 1-5

#	Player	Total			3-Ptr			Rebounds			PF	TP	A	TO	Blk	Stl	Min
		FG-FGA	FG-FGA	FT-FTA	FG-FGA	FG-FGA	FT-FTA	Off	Def	Tot							
14	Nana Sule	f	0-2	0-0	0-2	2	1	3	1	0	0	3	1	2	25		
24	Adenike Aderinto	f	1-4	0-0	2-2	2	1	3	2	4	1	0	0	5	20		
11	Soufiah Inoussa	g	2-7	0-1	0-0	2	0	2	4	4	2	2	0	23			
23	Aaliyah Prince	g	5-12	0-1	0-0	1	2	3	1	10	0	4	0	2	30		
30	Gia Pack	g	9-20	0-5	0-1	1	5	6	1	18	0	3	2	1	34		
01	Shania Harper	g	2-2	0-0	0-0	1	4	5	2	4	1	1	0	11			
10	Adrianna Henderson	g	0-4	0-1	0-0	0	2	2	0	0	1	4	0	1	17		
20	Amanda Soderqvist	g	1-6	0-5	0-0	0	0	0	0	2	0	0	0	1	18		
21	Rodrea Echols	g	1-4	1-2	0-0	0	2	2	0	3	1	2	0	1	12		
42	Micayla Buckner	g	0-1	0-0	0-0	0	1	1	1	0	0	0	0	1	10		
	Team					3	0	3									
	Totals		21-62	1-15	2-5	12	18	30	12	45	6	19	3	13	200		

1st - FG %:	3-13	23.1%	2nd: 5-16	31.3%	3rd: 3-14	21.4%	4th: 10-19	52.6%	Game:	21-62	33.9%	Deadball
3FG %:	1-4	25.0%	0-4	0.0%	0-4	0.0%	0-1	0.0%	1-6	16.7%	2-8	25.0%
FT %:	0-0	0.0%	0-1	0.0%	2-2	100.0%	0-2	0.0%	2-5	40.0%	0-0	0.0%

UTEP 65 • 4-1

#	Player	Total			3-Ptr			Rebounds			PF	TP	A	TO	Blk	Stl	Min
		FG-FGA	FG-FGA	FT-FTA	FG-FGA	FG-FGA	FT-FTA	Off	Def	Tot							
12	Ariona Gill	f	6-10	1-3	0-0	4	7	11	0	13	1	3	2	0	26		
33	Michelle Pruitt	f	2-4	0-0	0-0	2	3	5	0	4	1	5	0	2	15		
03	Katia Gallegos	g	4-10	1-2	1-1	4	3	7	2	10	6	2	0	4	29		
15	Avery Crouse	g	4-10	0-5	0-0	0	3	3	0	8	2	3	0	0	29		
44	Katarina Zec	g	5-14	1-3	0-0	1	6	7	2	11	1	2	0	2	33		
01	Arina Khlopkova	g	2-6	2-5	0-0	1	0	1	0	6	0	2	1	0	14		
02	Tia Bradshaw	g	2-3	1-1	0-0	0	2	2	2	5	0	1	1	0	11		
10	Jade Rochelle	g	0-1	0-0	0-0	0	1	0	0	0	1	0	0	0	3		
13	Sabine Lipe	g	0-1	0-1	0-0	0	1	1	2	0	0	0	0	0	7		
22	DeJaNae Roebuck	g	0-3	0-1	0-0	0	2	2	0	0	1	3	0	0	9		
25	Ariana Taylor	g	1-2	0-0	2-2	0	2	2	1	4	2	0	0	0	12		
31	Tatyana Modawar	g	1-1	0-0	2-2	1	1	2	3	4	0	2	0	0	12		
	Team					4	3	7									
	Totals		27-65	6-21	5-5	20	31	51	14	65	15	23	4	8	200		

1st - FG %:	4-16	25.0%	2nd: 9-17	52.9%	3rd: 9-19	47.4%	4th: 5-13	38.5%	Game:	27-65	41.5%	Deadball
3FG %:	0-6	0.0%	2-4	50.0%	2-6	33.3%	2-5	40.0%	6-21	28.6%	0-0	0.0%
FT %:	4-4	100.0%	0-0	0.0%	1-1	100.0%	0-0	0.0%	5-5	100.0%	0	0.0%

Officials: Angelica Suffren, Travis Jones, Jessica Fortner
 Technical fouls: New Mexico St.-None. UTEP-None.
 Attendance: 803

Score by periods	1st	2nd	3rd	4th	Total
New Mexico St.	7	10	8	20	45
UTEP	12	20	21	12	65

Points	In	Off	2nd	Fast	Bench
NMSU	28	22	8	18	9
UTEPW	40	19	11	13	19

Last FG - NMSU 4th-00:01, UTEPW 4th-00:47.
 Largest lead - NMSU None, UTEPW by 32 3rd-02:08.
 NMSU led for 00:00. UTEPW led for 38:53. Game was tied for 01:07.

Georgia State vs UTEP

11/30/19 7:30 p.m. at El Paso, Texas (Don Haskins Center)

Georgia State 68 • 1-5

#	Player	Total			3-Ptr			Rebounds			PF	TP	A	TO	Blk	Stl	Min
		FG-FGA	FG-FGA	FT-FTA	FG-FGA	FG-FGA	FT-FTA	Off	Def	Tot							
11	Hosendove,Taylor	f	6-8	0-0	9-12	7	12	19	5	21	4	10	1	1	35		
30	Miller-McCray,Shaqua	c	2-3	0-0	0-0	2	4	6	4	4	0	1	6	3	36		
10	Dziak,Kamryn	g	3-7	3-7	0-0	0	0	0	3	9	0	2	0	1	32		
12	Lyons,Tehya	g	2-8	0-2	6-8	2	2	4	2	10	2	1	0	1	20		
13	Lewis,Jada	g	6-12	2-5	3-4	0	2	2	4	17	0	2	0	2	28		
01	Taylor,Moriah	g	0-2	0-2	0-0	0	0	0	0	2	0	1	0	0	14		
04	Johnson,Joelle	g	0-0	0-0	0-0	0	1	1	1	0	0	0	0	0	4		
15	Ervin,Madison	g	1-3	0-2	0-0	0	1	1	0	2	1	0	0	0	6		
32	Henderson,Taylor	g	2-8	0-0	1-2	0	5	5	4	5	1	4	0	0	24		
33	Williams,Rakeah	g	0-0	0-0	0-0	0	0	0	0	0	0	0	0	0	1		
	Team					0	2	2									
	Totals		22-51	5-18	19-26	11	29	40	25	68	9	20	7	8	200		

1st - FG %:	3-13	38.5%	2nd: 7-15	46.7%	3rd: 7-11	63.6%	4th: 3-12	25.0%	Game:	22-51	43.1%	Deadball
3FG %:	5-6	50.0%	1-5	20.0%	1-5	20.0%	0-2	0.0%	5-18	27.8%	0-0	0.0%
FT %:	4-6	66.7%	2-2	100.0%	5-8	62.5%	8-10	80.0%	19-26	73.1%	0	0.0%

UTEP 71 • 6-1

#	Player	Total			3-Ptr			Rebounds			PF	TP	A	TO	Blk	Stl	Min
		FG-FGA	FG-FGA	FT-FTA	FG-FGA	FG-FGA	FT-FTA	Off	Def	Tot							
33	Michelle Pruitt	f	1-4	0-0	0-0	1	1	2	0	2	0	1	0	0	15		
44	Katarina Zec	f	2-13	1-8	0-0	1	4	5	3	5	3	3	0	1	35		
01	Arina Khlopkova	g	5-10	2-5	8-10	2	3	5	4	20	1	1	0	1	32		
03	Katia Gallegos	g	4-8	1-2	2-2	3	5	8	4	11	4	2	0	1	26		
15	Avery Crouse	g	3-7	2-4	5-6	1	2	3	1	13	2	1	0	2	26		
02	Tia Bradshaw	g	2-5	0-1	2-4	0	1	1	2	6	1	1	0	2	14		
10	Jade Rochelle	g	1-2	0-1	0-0	0	0	0	0	2	0	0	0	0	3		
13	Sabine Lipe	g	1-3	0-0	2-2	1	3	4	2	4	4	1	0	1	23		
22	DeJaNae Roebuck	g	1-1	0-0	0-0	1	0	1	0	2	0	1	0	0	4		
25	Ariana Taylor	g	3-5	0-1	0-0	0	2	2	2	6	0	0	0	0	14		
31	Tatyana Modawar	g	0-4	0-1	0-0	0	1	1	1	0	0	0	0	0	8		
	Team					4	1	5									
	Totals		23-62	6-23	19-24	14	23	37	19	71	15	11	0	8	200		

1st - FG %:	7-21	33.3%	2nd: 9-17	52.9%	3rd: 4-13	30.8%	4th: 3-11	27.3%	Game:	23-62	37.1%	Deadball
3FG %:	2-9	22.2%	3-5	60.0%	1-6	16.7%	0-3	0.0%	6-23	26.1%	0-0	0.0%
FT %:	0-0	0.0%	5-6	83.3%	6-6	100.0%	8-12	66.7%	19-24	79.2%	0	0.0%

Officials: Esrael Silva, Jaclyn Watson, Matt Krenek
 Technical fouls: Georgia State-None. UTEP-None.
 Attendance: 788

Score by periods	1st	2nd	3rd	4th	Total
Georgia State	17	17	20	14	68
UTEP	16	26	15	14	71

Points	In	Off	2nd	Fast	Bench
GSU	22	13	18	20	7
UTEPW	28	14	15	11	20

Last FG - GSU 4th-02:35, UTEPW 4th-01:42.
 Largest lead - GSU by 6 1st-06:15, UTEPW by 10 2nd-00:12.
 GSU led for 12:40. UTEPW led for 22:09. Game was tied for 05:11.

Western Michigan vs UTEP

11/29/19 3:30 p.m. at El Paso, Texas (Don Haskins Center)

Western Michigan 46 • 2-3

#	Player	Total			3-Ptr			Rebounds			PF	TP	A	TO	Blk	Stl	Min
		FG-FGA	FG-FGA	FT-FTA	FG-FGA	FG-FGA	FT-FTA	Off	Def	Tot							
10	Breanna Mobley	f	4-12	0-0	3-4	6	4	10	2	11	2	0	2	1	33		
24	Leighah-Amori Wool	f	5-12	0-4	1-3	2	4	6	4	11	2	4	0	3	34		
05	Chelayne Bailey	g	0-3	0-3	0-0	0	1	1	4	0	2	0	2	2	28		
11	Kamrin Reed	g	2-8	1-7	0-0	0	0	0	1	5	1	2	0	2	22		
23	Jordan Walker	g	4-11	1-5	2-2	0	4	4	3	11	0	2	0	0	21		
02	Maddie Watters	g	1-7	1-7	0-0	1	0	1	2	3	1	2	0	1	20		
03	Jillian Fletcher	g	1-2	0-1													

2019-20 BOX SCORES

Official Basketball Box Score - Same Team - Final Statistics

#20 Arizona vs UTEP

12/7/19 1 p.m. at El Paso, Texas (Don Haskins Center)

#20 Arizona 54 • 9-0

##	Player	Total			3-Ptr			Rebounds			PF	TP	A	TO	Blk	Stl	Min
		FG-FGA	FG-FGA	FT-FTA	FG-FGA	FG-FGA	FT-FTA	Off	Def	Tot							
14	Thomas, Sam	f	4-10	0-3	4-4	1	5	6	2	12	1	4	3	1	3	3	
25	Reese, Cate	f	8-13	0-0	3-5	4	13	17	4	19	1	6	3	1	3	3	
34	Smith, Semaj	c	2-3	0-0	0-0	2	5	7	4	4	0	3	1	0	1	4	
00	Carter, Amari	g	0-6	0-2	1-2	0	3	3	2	1	1	2	0	4	3	4	
02	McDonald, Aari	g	4-14	0-5	5-8	1	4	5	4	13	1	7	0	3	2	1	
03	Manumaleuga, Tara	g	0-1	0-1	1-2	0	1	1	0	1	0	0	0	0	1	1	
04	Alonso, Lucia	g	1-1	1-1	1-2	0	1	1	2	4	4	1	1	0	3	1	
15	Benonysdottir, Birna	g	0-0	0-0	0-0	0	0	1	0	0	0	0	0	0	0	1	
24	Nixon, Bryce	g	0-2	0-2	0-0	0	0	0	0	0	0	0	0	0	0	1	
Team						1 3 4											
Totals			19-50	1-14	15-23	9	36	45	18	54	8	23	8	10	20	20	

1st - FG %: 10-19 52.6% 2nd: 4-8 50.0% 3rd: 4-14 28.6% 4th: 1-9 11.1% Game: 19-50 38.0% Deadball Rebound: 3
 3FG %: 0-3 0.0% 0-2 0.0% 1-5 20.0% 0-4 0.0% 1-14 7.1% 15-23 65.2%
 FT %: 1-2 50.0% 4-6 66.7% 5-8 62.5% 5-7 71.4%

UTEP 43 • 7-2

##	Player	Total			3-Ptr			Rebounds			PF	TP	A	TO	Blk	Stl	Min
		FG-FGA	FG-FGA	FT-FTA	FG-FGA	FG-FGA	FT-FTA	Off	Def	Tot							
01	Arina Khlopkova	f	2-4	0-1	0-0	2	1	3	0	4	0	2	0	0	0	2	
12	Ariona Gill	f	3-9	0-2	5-8	0	7	7	5	11	2	2	0	4	3	1	
03	Katia Gallegos	g	4-16	0-3	2-3	2	7	9	3	10	4	4	0	2	3	1	
15	Avery Crouse	g	1-5	1-4	2-2	1	1	2	4	5	1	2	1	0	3	1	
44	Katarina Zec	g	1-7	1-3	1-2	0	4	4	5	4	0	4	0	1	1	1	
02	Tia Bradshaw	g	0-2	0-0	0-0	0	0	0	1	0	0	2	0	0	0	1	
10	Jade Rochelle	g	0-2	0-1	0-0	1	0	1	0	0	0	0	0	0	0	1	
13	Sabine Lipe	g	2-3	1-2	0-0	0	0	0	4	5	2	0	0	0	1	1	
22	DeJaNae Roebuck	g	1-1	0-0	0-0	1	0	1	0	2	0	1	0	0	0	1	
25	Ariana Taylor	g	1-9	0-1	0-0	1	6	7	2	2	0	2	0	0	2	1	
Team						4 1 5											
Totals			15-58	3-17	10-15	12	27	39	24	43	7	21	1	7	20	0	

1st - FG %: 6-14 42.9% 2nd: 1-8 12.5% 3rd: 3-10 30.0% 4th: 5-16 31.3% Game: 15-58 25.9% Deadball Rebound: 0
 3FG %: 2-4 50.0% 0-5 0.0% 0-3 0.0% 1-4 25.0% 3-17 17.6% 10-15 66.7%
 FT %: 0-0 0.0% 1-2 50.0% 6-8 75.0% 3-5 60.0%

Officials: Scott Yarbrough, Metta Christensen, Kelly Broomfield
 Technical fouls: #20 Arizona-None. UTEP-None.
 Attendance: 1019

Score by periods	1st	2nd	3rd	4th	Total
#20 Arizona	21	12	14	7	54
UTEP	14	3	12	14	43

Points	In	Off	2nd	Fast	Bench
#20 Arizona	104571	28	17	4	10
UTEP	104571	23	13	4	20

Last FG - 104571 4th-08:34, UTEPW 4th-03:03.
 Largest lead - 104571 by 19 3rd-01:31, UTEPW by 3 1st-08:43.
 104571 led for 37:38. UTEPW led for 00:47. Game was tied for 01:35.

Score tied - 1 time.
 Lead changed - 1 time.

Tulsa vs UTEP

12/29/19 1 p.m. at El Paso, Texas (Don Haskins Center)

Tulsa 58 • 5-8

##	Player	Total			3-Ptr			Rebounds			PF	TP	A	TO	Blk	Stl	Min
		FG-FGA	FG-FGA	FT-FTA	FG-FGA	FG-FGA	FT-FTA	Off	Def	Tot							
00	Elliott, Kendrian	f	7-14	0-2	4-6	3	9	12	2	18	1	3	4	1	38		
04	Richards, Addison	f	1-5	1-4	0-0	0	1	1	1	3	1	4	0	1	20		
10	Gaulden, Alexis	g	3-9	0-4	2-6	0	4	4	3	8	4	4	0	4	36		
11	Bittle, Maddie	g	2-8	2-6	4-4	0	4	4	2	10	1	2	0	3	34		
21	Lescay, Rebecca	g	0-6	0-0	0-0	2	3	5	4	0	2	3	1	0	12		
15	Rodriguez, KK	g	1-2	1-1	1-2	1	0	1	2	4	0	0	2	0	6		
20	Hrafkelsdottir, Elin	g	0-0	0-0	0-0	0	1	1	1	4	0	0	0	0	2		
22	Brady, Morgan	g	0-4	0-4	3-6	0	0	0	0	3	0	1	0	4	17		
23	Moutry, Kayla	g	2-3	1-1	0-0	1	2	3	5	1	1	1	0	0	15		
32	Lewis, Desiree	g	2-6	0-0	3-4	4	2	6	2	7	0	1	1	2	20		
Team						1 2 3											
Totals			18-57	5-22	17-28	12	28	40	19	58	10	19	9	15	200		

1st - FG %: 3-15 20.0% 2nd: 7-18 38.9% 3rd: 4-9 44.4% 4th: 4-15 26.7% Game: 18-57 31.6% Deadball Rebound: 6
 3FG %: 1-6 16.7% 1-8 12.5% 2-3 66.7% 1-5 20.0% 5-22 22.7% 17-28 60.7%
 FT %: 3-4 75.0% 3-5 60.0% 3-7 42.9% 8-12 66.7%

UTEP 51 • 7-4

##	Player	Total			3-Ptr			Rebounds			PF	TP	A	TO	Blk	Stl	Min
		FG-FGA	FG-FGA	FT-FTA	FG-FGA	FG-FGA	FT-FTA	Off	Def	Tot							
12	Ariona Gill	f	4-8	0-0	1-1	1	7	8	5	9	2	2	1	3	27		
25	Ariana Taylor	f	3-9	0-3	1-2	0	3	3	2	7	1	3	1	0	23		
03	Katia Gallegos	g	3-9	0-2	4-8	0	3	3	4	10	5	3	1	1	27		
15	Avery Crouse	g	1-3	0-0	0-0	2	1	3	3	2	2	2	3	0	25		
44	Katarina Zec	g	5-10	2-3	1-2	2	6	8	2	13	1	4	0	1	33		
01	Arina Khlopkova	g	1-3	0-1	0-2	0	0	0	3	2	0	2	0	1	12		
02	Tia Bradshaw	g	0-0	0-0	0-0	0	1	1	0	0	0	1	0	0	8		
10	Jade Rochelle	g	0-1	0-0	0-0	1	2	3	0	0	0	1	0	0	4		
13	Sabine Lipe	g	0-1	0-0	2-4	0	5	5	2	2	1	1	0	0	14		
22	DeJaNae Roebuck	g	0-0	0-0	0-0	0	0	0	0	0	0	1	0	0	4		
31	Tatyana Modawar	g	0-2	0-0	2-2	0	1	1	1	2	0	1	0	0	9		
33	Michelle Pruitt	g	1-7	0-0	2-4	3	1	4	1	4	0	1	0	0	14		
Team						2 2 4											
Totals			18-53	2-9	13-25	11	32	43	23	51	12	22	6	6	200		

1st - FG %: 5-11 45.5% 2nd: 4-15 26.7% 3rd: 7-16 43.8% 4th: 2-11 18.2% Game: 18-53 34.0% Deadball Rebound: 8
 3FG %: 1-2 50.0% 1-3 33.3% 0-2 0.0% 2-9 22.2% 1-5 20.0% 5-22 22.7% 13-25 52.0%
 FT %: 2-4 50.0% 3-5 60.0% 6-12 50.0%

Officials: Eric Koch, Chaney Muench, Jessica Fortner
 Technical fouls: Tulsa-None. UTEP-None.
 Attendance: 681

Score by periods	1st	2nd	3rd	4th	Total
Tulsa	10	18	13	17	58
UTEP	13	11	17	10	51

Points	In	Off	2nd	Fast	Bench
Tulsa	24	12	9	9	19
UTEP	28	11	11	8	10

Last FG - TLSW 4th-01:21, UTEPW 4th-00:22.
 Largest lead - TLSW by 7 3rd-09:21, UTEPW by 6 1st-03:54.
 TLSW led for 10:44. UTEPW led for 22:36. Game was tied for 06:40.

Score tied - 7 times.
 Lead changed - 11 times.

UTEP vs SMU

12/19/19 7:00 pm at

UTEP 56 • 7-3, 0-0 C-USA

##	Player	Total			3-Ptr			Rebounds			PF	TP	A	TO	Blk	Stl	Min
		FG-FGA	FG-FGA	FT-FTA	FG-FGA	FG-FGA	FT-FTA	Off	Def	Tot							
12	Ariona Gill	f	3-12	0-1	2-4	5	6	11	4	8	5	3	2	5	35		
01	Arina Khlopkova	g	2-5	1-3	0-0	1	1	2	2	5	0	1	0	0	26		
03	Katia Gallegos	g	1-4	1-2	0-0	0	2	2	3	3	3	4	0	1	22		
15	Avery Crouse	g	3-10	0-5	0-0	0	2	2	4	6	1	3	0	1	25		
44	Katarina Zec	g	6-15	0-3	0-0	2	2	4	2	12	3	3	1	2	35		
02	Tia Bradshaw	g	1-2	0-1	0-0	0	0	0	1	2	0	1	0	0	7		
10	Jade Rochelle	g	0-0	0-0	0-0	0	1	1	0	0	0	0	0	0	4		
13	Sabine Lipe	g	1-3	1-2	1-2	1	1	2	3	4	3	2	0	0	15		
25	Ariana Taylor	g	4-6	2-2	0-0	1	3	4	1	10	1	0	1	1	17		
31	Tatyana Modawar	g	1-2	0-0	0-0	1	1	2	1	2	0	0	0	0	4		
33	Michelle Pruitt	g	2-2	0-0	0-0	0	1	1	0	4	1	0	0	0	10		
Team						1 1 2											
Totals			24-61	5-19	3-6	12	21	33	21	56	17	17	4	10	200		

1st - FG %: 5-12 4

2019-20 BOX SCORES

1/4/20 1 p.m. at El Paso, Texas (Don Haskins Center)

Florida Atlantic 65 • 7-6, 1-1

#	Player	Total			3-Ptr			Rebounds			PF	TP	A	TO	Bk	Stl	Min
		FG-FGA	FG-FGA	FT-FTA	FG-FGA	FG-FGA	FT-FTA	Off	Def	Tot							
00	Astou Gaye	f	0-1	0-1	0-0	1	3	4	4	0	0	0	2	0	0	20	
11	Juliette Gauthier	f	3-9	2-6	0-0	2	5	7	5	8	0	2	0	0	21		
01	Crystal Primm	g	2-10	1-2	3-7	1	2	3	5	8	0	3	0	3	32		
03	Lotta Vehka-Aho	g	3-9	1-5	2-3	1	0	1	2	9	3	3	0	0	30		
05	Nikola Ozola	g	2-5	1-3	5-5	0	0	0	2	10	2	4	0	1	22		
10	Glensha Harkless	g	1-3	1-2	2-4	0	4	4	1	5	0	1	1	0	16		
12	Allie Tylka	g	1-1	0-0	0-0	0	0	0	1	2	1	0	0	1	5		
14	Abby Voss	g	0-1	0-0	0-0	0	0	0	1	0	0	0	0	0	6		
23	Tanyia Gordon	g	4-6	1-3	1-2	1	2	3	2	10	1	0	1	0	15		
31	Tori Abelson	g	0-0	0-0	0-0	0	0	0	0	0	0	0	0	0	2		
32	Amber Gaston	g	0-0	0-0	1-2	1	0	1	1	1	0	0	0	0	7		
34	Alexa Zaph	g	2-7	1-3	7-10	0	5	3	12	2	7	0	0	0	24		
Team						1	2	3									
Totals			18-52	8-25	21-33	8	23	31	27	65	9	20	4	5	200		

1st - FG %:	4-14	28.6%	2nd:	4-15	26.7%	3rd:	4-10	40.0%	4th:	6-13	46.2%	Game:	18-52	34.6%	Deadbl:	
3FG %:	2-6	33.3%	3-8:	37.5%	2-4	50.0%	1-7:	14.3%	8-25:	32.0%	21-33:	63.6%	Rebound:	7		
FT %:	1-3	33.3%	3-4:	75.0%	8-12:	66.7%	9-14:	64.3%								

UTEP 96 • 9-4, 2-0

#	Player	Total			3-Ptr			Rebounds			PF	TP	A	TO	Bk	Stl	Min
		FG-FGA	FG-FGA	FT-FTA	FG-FGA	FG-FGA	FT-FTA	Off	Def	Tot							
12	Ariana Gill	f	6-10	1-3	1-2	2	7	9	3	14	0	1	0	0	25		
25	Ariana Taylor	f	2-5	0-0	2-2	1	1	2	4	6	1	1	0	0	12		
03	Katia Gallegos	g	3-9	1-2	4-4	1	10	11	1	11	6	7	0	1	32		
15	Avery Crouse	g	3-7	0-1	0-1	1	1	2	4	6	2	0	1	2	20		
44	Katarina Zec	g	3-8	1-4	0-0	1	2	3	1	7	1	0	0	2	26		
01	Arina Khlopkova	g	2-3	2-3	3-4	0	2	2	3	9	1	0	0	1	12		
02	Tia Bradshaw	g	2-2	0-0	0-0	0	0	0	5	4	0	3	0	2	6		
10	Jade Rochelle	g	2-3	0-0	2-2	1	0	1	2	6	1	0	0	0	13		
13	Sabine Lipe	g	3-6	2-5	1-2	0	3	3	2	9	3	0	2	2	16		
22	DeJaNae Roebuck	g	6-7	0-0	2-4	3	1	4	3	14	2	0	0	1	20		
31	Tatyana Modawar	g	0-1	0-0	2-4	1	0	1	0	2	0	0	0	0	7		
33	Michelle Pruitt	g	2-4	0-0	4-6	2	1	3	0	8	0	2	0	0	11		
Team						1	3	4									
Totals			34-65	7-18	21-31	14	31	45	28	96	17	14	3	11	200		

1st - FG %:	8-17	47.1%	2nd:	9-13	69.2%	3rd:	8-17	47.1%	4th:	9-18	50.0%	Game:	34-65	52.3%	Deadbl:	
3FG %:	2-8	25.0%	0-1:	0.0%	2-3	66.7%	3-6	50.0%	7-18	38.9%	21-31	67.7%	Rebound:	4		
FT %:	7-10	70.0%	4-4:	100.0%	5-9	55.6%	5-8	62.5%								

Officials: Angel Kent, Timothy Resch, Jess Martinez
 Technical fouls: Florida Atlantic-TEAM. UTEP-None.
 Attendance: 901

Score by periods	1st	2nd	3rd	4th	Total
Florida Atlantic	11	14	18	22	65
UTEP	25	22	23	26	96

Points	In	Off	2nd	Fast	Bench
FAU	14	15	4	30	30
UTEPW	52	25	15	17	52

Last FG - FAU 4th-00:23, UTEPW 4th-00:43.
 Largest lead - FAU None, UTEPW by 34 4th-07:52.
 FAU led for 00:00. UTEPW led for 39:36. Game was tied for 00:24.

Score tied - 0 times.
 Lead changed - 0 times.

UTEP vs Louisiana Tech 01/11/20 2:00 pm at

UTEP 80 • 10-5,3-1 C-USA

#	Player	Total			3-Ptr			Rebounds			PF	TP	A	TO	Bk	Stl	Min
		FG-FGA	FG-FGA	FT-FTA	FG-FGA	FG-FGA	FT-FTA	Off	Def	Tot							
12	Ariana Gill	f	1-1	0-0	2-2	1	4	5	5	4	1	4	0	1	22		
25	Ariana Taylor	f	3-7	1-2	4-5	0	3	3	0	11	1	3	0	3	25		
03	Katia Gallegos	g	3-12	3-7	6-6	2	4	6	4	15	7	2	0	2	35		
15	Avery Crouse	g	0-1	0-0	5-6	0	0	0	4	5	2	4	0	2	17		
44	Katarina Zec	g	5-9	2-5	1-2	0	2	2	4	13	0	5	0	2	31		
01	Arina Khlopkova	g	2-2	2-2	0-0	0	1	1	2	6	2	0	0	0	9		
02	Tia Bradshaw	g	1-2	1-1	0-0	0	0	0	0	3	0	0	0	0	7		
10	Jade Rochelle	g	3-5	0-0	2-3	0	0	0	2	8	2	3	0	1	14		
13	Sabine Lipe	g	2-3	1-2	4-5	0	2	2	2	9	3	3	0	0	25		
22	DeJaNae Roebuck	g	0-0	0-0	0-0	0	0	0	0	0	0	1	0	0	2		
31	Tatyana Modawar	g	0-0	0-0	0-0	0	0	0	1	0	0	0	0	0	1		
33	Michelle Pruitt	g	3-6	0-0	0-1	2	1	3	3	6	0	2	0	0	12		
Team						3	2	5			1						
Totals			23-48	10-19	24-30	8	19	27	27	80	18	28	0	11	200		

1st - FG %:	7-16	43.8%	2nd:	5-10	50.0%	3rd:	8-11	72.7%	4th:	9-11	27.3%	Game:	28-48	47.9%	Deadbl:	
3FG %:	3-6	50.0%	1-4:	25.0%	4-4	100.0%	2-5	40.0%	10-19	52.6%	24-30	80.0%	Rebounds:	4		
FT %:	4-5	80.0%	10-11:	90.9%			4-8	66.7%								

Louisiana Tech 87 • 9-5,1-2 C-USA

#	Player	Total			3-Ptr			Rebounds			PF	TP	A	TO	Bk	Stl	Min
		FG-FGA	FG-FGA	FT-FTA	FG-FGA	FG-FGA	FT-FTA	Off	Def	Tot							
00	Meme Amand	f	0-3	0-0	0-0	2	1	3	5	0	0	4	1	1	15		
01	Raizel Guinto	g	4-11	3-8	2-2	0	1	1	5	13	3	3	0	2	26		
02	Keiunna Walker	g	10-14	1-1	8-9	1	2	3	3	28	1	4	0	6	37		
10	Amber Dixon	g	4-6	2-3	2-4	0	1	1	5	12	4	3	0	1	26		
22	Grayson Bright	g	4-7	2-4	4-5	1	4	5	2	14	6	2	0	2	32		
04	Amber Hawkison	g	1-2	1-1	0-0	0	1	1	0	3	1	1	0	1	9		
12	Daria McCutcheon	g	0-1	0-1	0-0	0	2	2	2	0	0	1	0	0	8		
21	Brianna Harris	g	1-2	0-0	2-2	1	2	3	4	0	2	0	0	0	14		
24	Lotte Sant	g	3-3	3-3	0-0	0	0	0	2	9	0	1	0	0	15		
44	Anna Larr Roberson	g	1-3	0-1	2-2	2	4	6	1	4	1	1	2	1	18		
Team						0	1	1									
Totals			28-52	11-22	20-24	7	19	26	28	87	16	22	3	14	200		

1st - FG %:	8-12	66.7%	2nd:	6-14	42.9%	3rd:	9-16	56.3%	4th:	5-10	50.0%	Game:	28-52	53.8%	Deadbl:	
3FG %:	3-6	50.0%	1-4:	25.0%	4-7	57.1%	3-5	60.0%	11-22	50.0%	20-24	83.3%	Rebounds:	2		
FT %:	2-2	100.0%	10-12:	83.3%			6-8	75.0%								

Officials: Marleah Vidal, Bill Larence, Roy Gulbeyan
 Technical fouls: UTEP-None. Louisiana Tech-None.
 Attendance: 1349

2019-20 Women's Basketball. Round: 0. Louisiana Tech vs UTEP. Played at Thomas

Score by periods	1st	2nd	3rd	4th	Total
UTEP	21	17	30	12	80
Louisiana Tech	21	15	32	19	87

Points	In	Off	2nd	Fast	Bench
UTEPW	24	23	8	12	32
LATECH	36	9	27	20	

Last FG - UTEPW 4th-04:38, LATECH 4th-01:53.
 Largest lead - UTEPW by 7 3rd-08:35, LATECH by 8 4th-07:42.
 UTEPW led for 11:31. LATECH led for 25:32. Game was tied for 02:57.

Score tied - 11 times.
 Lead changed - 14 times.

UTEP vs Southern Miss 1/9/2020 6pm at Hattiesburg, Miss.

UTEP 89 • 10-4, 3-0 C-USA

#	Player	Total			3-Ptr			Rebounds			PF	TP	A	TO	Bk	Stl	Min
		FG-FGA	FG-FGA	FT-FTA	FG-FGA	FG-FGA	FT-FTA	Off	Def	Tot							
12	Ariana Gill	f	6-9	0-1	1-3	1	4	5	3	13	1	5	1	1	30		
25	Ariana Taylor	f	6-12	2-3	0-0	0											

2019-20 BOX SCORES

01/23/20 7 p.m. at El Paso, Texas (Don Haskins Center)

Rice 69 • 12-6, 7-0 C-USA

#	Player	Total			3-Ptr			Rebounds			PF	TP	A	TO	Blk	Stl	Min
		FG-FGA	FT-FGA	FT-FTA	FG-FGA	FT-FGA	FT-FTA	Off	Def	Tot							
15	Schwartz,Lauren	f	0-5	0-2	2-2	0	1	1	3	2	2	3	0	1	2	21	
32	Mulkey,Nancy	c	4-7	0-0	2-2	2	6	8	1	10	2	2	9	0	2	21	
02	Wiggins,Sydne	g	4-10	2-7	4-4	0	1	1	2	14	7	2	1	2	3	21	
10	Smith,Jasmine	g	1-1	0-0	2-2	0	2	2	4	4	2	4	0	1	2	21	
13	Ogwumike,Erica	g	7-16	0-3	7-8	4	9	13	3	21	2	3	0	1	3	21	
05	Jackson,Destiny	g	1-3	0-2	2-4	0	2	2	3	4	1	5	3	0	2	21	
11	Swayze,Haylee	g	0-0	0-0	0-0	0	1	1	0	0	0	0	0	0	0	21	
12	Bellamy,India	g	0-0	0-0	0-0	0	1	1	1	0	0	0	0	0	0	21	
22	Austin,Ashlee	g	4-5	1-2	0-2	0	1	1	1	9	0	0	0	1	0	21	
24	Alao,Temi	g	0-0	0-0	0-0	0	0	0	0	0	0	0	0	0	0	21	
25	Ellig,Kendall	g	2-4	0-0	1-4	3	1	4	4	5	0	1	0	1	1	21	
Team						2	3	5									
Totals			23-51	3-16	20-28	11	28	39	22	69	16	21	13	7	20	20	
1st - FG %:		7-17	41.2%	2nd: 5-9	55.6%	3rd: 5-12	41.7%	4th: 6-13	46.2%	Game: 23-51	45.1%	Deadball					
3FG %:		1-6	16.7%	0-3	0.0%	1-2	50.0%	1-5	20.0%	3-16	18.8%	Rebound					
FT %:		5-6	83.3%	0-0	0.0%	9-12	75.0%	6-6	75.0%	20-28	71.4%	0					

UTEF 61 • 11-6, 4-2 C-USA

#	Player	Total			3-Ptr			Rebounds			PF	TP	A	TO	Blk	Stl	Min
		FG-FGA	FT-FGA	FT-FTA	FG-FGA	FT-FGA	FT-FTA	Off	Def	Tot							
12	Ariona Gill	f	4-9	0-1	3-4	5	3	8	4	11	1	2	0	1	1	16	
25	Ariana Taylor	g	4-11	2-3	1-2	1	1	2	3	11	0	1	1	0	2	21	
03	Katia Gallegos	g	1-8	1-3	2-4	5	2	7	3	5	5	2	0	2	3	21	
15	Avery Crouse	g	4-7	1-1	2-4	0	1	1	5	11	0	1	0	0	2	21	
44	Katarina Zec	g	4-12	1-4	0-0	1	4	5	4	9	1	2	0	1	2	21	
01	Arina Khlopkova	g	1-5	0-2	2-2	2	2	4	0	4	0	2	0	2	2	21	
02	Tia Bradshaw	g	1-1	0-0	0-0	1	0	1	0	2	4	2	0	0	0	21	
10	Jade Rochelle	g	2-4	0-0	0-0	0	1	1	1	4	0	0	0	0	1	21	
13	Sabine Lipe	g	1-6	0-2	0-2	0	2	2	3	2	3	0	0	0	1	21	
22	DeJaNae Roebuck	g	0-1	0-1	0-0	0	0	0	0	1	0	1	0	0	0	21	
31	Tatiana Modawar	g	0-1	0-0	0-0	0	1	1	1	0	1	1	0	0	0	21	
33	Michelle Pruitt	g	1-4	0-0	0-0	1	0	1	1	2	0	3	0	0	1	21	
Team						6	3	9									
Totals			23-69	5-17	10-18	22	20	42	26	61	15	17	1	6	20	20	
1st - FG %:		4-13	30.8%	2nd: 3-15	20.0%	3rd: 7-17	41.2%	4th: 9-24	37.5%	Game: 23-69	33.3%	Deadball					
3FG %:		2-3	66.7%	1-4	25.0%	1-5	20.0%	1-5	20.0%	5-17	29.4%	Rebound					
FT %:		3-6	50.0%	1-4	25.0%	3-4	75.0%	3-4	75.0%	10-18	55.6%	4					

Officials: Kylie Galloway, Jess Martinez, Shandra Twine
 Technical fouls: Rice-None. UTEP-None.
 Attendance: 1203

Score by periods	1st	2nd	3rd	4th	Total
Rice	20	10	20	19	69
UTEF	13	8	18	22	61

	In	Off	2nd	Fast	Bench
RICE	40	13	8	15	18
UTEPW	30	19	8	11	14

Last FG - RICE 4th-02:39, UTEPW 4th-00:12.
 Largest lead - RICE by 15 4th-02:39, UTEPW by 4 1st-09:31.
 RICE led for 34:58. UTEPW led for 04:07. Game was tied for 00:51.

Score tied - 1 time.
 Lead changed - 2 times.

Official Basketball Box Score -- Game Totals -- Final Statistics
 UTEP vs Middle Tenn.
 01/30/20 6:30 pm at Murfreesboro, TN

UTEF 60 • 12-7,5-3 C-USA

#	Player	Total			3-Ptr			Rebounds			PF	TP	A	TO	Blk	Stl	Min
		FG-FGA	FT-FGA	FT-FTA	FG-FGA	FT-FGA	FT-FTA	Off	Def	Tot							
12	Ariona Gill	f	8-17	1-3	3-6	5	7	12	4	20	1	6	0	3	3	31	
25	Ariana Taylor	g	2-8	0-3	0-0	0	0	0	2	4	1	2	0	1	1	19	
03	Katia Gallegos	g	2-6	0-1	1-2	1	3	4	4	5	0	1	0	0	2	22	
15	Avery Crouse	g	3-4	1-2	2-2	3	6	9	4	9	0	1	0	1	0	26	
44	Katarina Zec	g	3-8	2-5	0-0	1	8	9	4	8	4	3	0	0	4	20	
01	Arina Khlopkova	g	0-1	0-0	0-0	0	0	0	0	1	0	1	0	0	0	6	
02	Tia Bradshaw	g	3-8	0-1	2-4	2	3	5	2	8	1	4	0	2	2	24	
10	Jade Rochelle	g	1-3	0-1	1-4	2	1	3	1	3	2	0	0	0	1	10	
13	Sabine Lipe	g	0-2	0-2	1-2	1	1	2	3	1	1	1	0	0	1	11	
22	DeJaNae Roebuck	g	0-0	0-0	0-0	0	0	0	0	0	0	0	0	0	0	3	
31	Tatiana Modawar	g	0-2	0-1	0-0	0	0	0	0	0	0	0	0	0	0	3	
33	Michelle Pruitt	g	1-3	0-0	0-0	0	0	0	0	2	0	0	0	0	0	5	
Team						3	2	5									
Totals			23-62	4-19	10-20	18	31	49	25	60	10	24	0	7	20	20	
1st - FG %:		4-13	30.8%	2nd: 5-12	41.7%	3rd: 6-18	33.3%	4th: 8-19	42.1%	Game: 23-62	37.1%	Deadball					
3FG %:		1-5	20.0%	2-3	66.7%	0-4	0.0%	1-7	14.3%	4-19	21.1%	Rebound					
FT %:		1-3	33.3%	5-10	50.0%	2-3	66.7%	2-4	50.0%	10-20	50.0%	5					

Middle Tenn. 76 • 14-7,6-3 C-USA

#	Player	Total			3-Ptr			Rebounds			PF	TP	A	TO	Blk	Stl	Min
		FG-FGA	FT-FGA	FT-FTA	FG-FGA	FT-FGA	FT-FTA	Off	Def	Tot							
33	Courtney Whitson	f	3-10	1-5	0-0	1	3	4	4	7	2	0	0	3	3	30	
35	Charity Savage	f	2-3	0-0	1-1	3	9	12	3	5	3	2	4	3	2	25	
01	Anastasia Hayes	g	3-12	0-2	7-8	0	4	4	3	13	1	5	0	2	3	37	
02	Taylor Sutton	g	6-16	2-8	2-2	0	1	1	3	16	1	3	0	3	3	38	
11	Aislynn Hayes	g	5-11	2-4	12-16	1	5	6	3	24	4	2	0	2	4	40	
05	Kiya Turner	g	0-0	0-0	0-0	0	1	1	1	0	0	0	0	0	0	5	
23	Alexis Whittington	g	4-6	1-2	2-2	1	2	3	1	11	0	1	3	1	2	24	
30	Rellah Boothe	g	0-0	0-0	0-0	0	0	0	2	0	0	1	0	0	1	1	
Team						1	1	2									
Totals			23-58	6-21	24-29	7	26	33	20	76	11	14	7	14	20	20	
1st - FG %:		5-12	41.7%	2nd: 7-16	43.8%	3rd: 6-15	40.0%	4th: 5-15	33.3%	Game: 23-58	39.7%	Deadball					
3FG %:		2-4	50.0%	3-7	42.9%	0-4	0.0%	1-7	14.3%	6-21	28.6%	Rebound					
FT %:		10-11	90.9%	2-3	66.7%	3-4	75.0%	9-11	81.8%	24-29	82.8%	2					

Officials: Troy Winders,Molly Caldwell,Eric Koch
 Technical fouls: UTEP-None. Middle Tenn.-None.
 Attendance: 3521
 2019-20 Women's Basketball. Round: 0. Middle Tenn. vs UTEP. Played at Murphy C

Score by periods	1st	2nd	3rd	4th	Total
UTEF	10	17	14	19	60
Middle Tenn.	22	19	15	20	76

	In	Off	2nd	Fast	Bench
UTEPW	36	19	15	11	14
MTSU	28	24	11	12	11

Last FG - UTEPW 4th-00:25, MTSU 4th-00:37.
 Largest lead - UTEPW by 3 1st-08:24, MTSU by 21 2nd-08:22.
 UTEPW led for 01:18. MTSU led for 37:06. Game was tied for 01:36.

Score tied - 0 times.
 Lead changed - 1 time.

INT vs UTEP

1/25/20 1:00 PM at Don Haskins Center (El Paso, Texas)

JNT 63 • 9-11, 3-5 C-USA

#	Player	Total			3-Ptr			Rebounds			PF	TP	A	TO	Blk	Stl	Min
		FG-FGA	FT-FGA	FT-FTA	FG-FGA	FT-FGA	FT-FTA	Off	Def	Tot							
1	Townley,Madi	f	0-4	0-1	2-2	7	6	13	1	2	4	1	0	1	0	33	
2	George,Anisha	f	4-6	0-0	2-2	2	2	4	4	10	0	0	1	0	0	21	
3	Boyd,N'Yah	g	0-10	0-3	2-2	0	1	1	2	2	2	2	0	0			

2019-20 BOX SCORES

Official Basketball Box Score -- Game Totals -- Final Statistics

Charlotte vs UTEP

1/6/20 7 p.m. at El Paso, Texas (Don Haskins Center)

Charlotte 76 • 14-7, 5-5 C-USA

#	Player	Total		3-Ptr	Rebounds			PF	TP	A	TO	Blk	Stl	Min	
		FG-FGA	FG-FGA	FT-FTA	Off	Def	Tot								
34	Dara Pearson	f	1-2	0-0	1-1	4	2	6	4	3	0	2	1	1	29
33	Mariah Linney	g	4-12	2-6	0-0	3	0	3	5	10	5	4	0	1	34
35	Jade Phillips	g	6-14	2-4	6-6	5	10	15	1	20	4	4	0	2	42
13	Octavia Jett-Wilson	g	7-20	4-8	1-4	2	6	8	4	19	1	2	2	0	43
15	Jada McMillian	g	0-1	0-0	0-2	0	0	0	5	0	4	1	2	0	24
31	Christian Hithe		0-1	0-0	0-0	0	0	0	1	0	0	0	0	0	1
32	Cali Konek		4-7	3-6	0-0	0	0	0	2	11	1	3	0	0	22
32	Lauren Harley		1-1	0-0	2-2	0	1	1	1	4	1	1	0	0	15
10	Jazmin Harris		3-4	0-0	1-4	0	2	2	1	7	0	2	1	0	8
14	Angel Middleton		1-1	0-0	0-0	1	2	3	1	2	0	1	1	0	7
Team						3	3	6							
Totals			27-63	11-24	11-19	18	26	44	25	76	16	20	7	4	225

1st - FG %:	5-14	35.7%	2nd:	5-12	41.7%	3rd:	8-17	47.1%	4th:	6-12	50.0%	Game:	27-63	42.9%	Deadba
3FG %:	1-4	25.0%	2-5	40.0%	2-4	50.0%	3-5	60.0%	3-5	60.0%	11-24	45.8%	Rebound		4
FT %:	1-1	100.0%	3-4	75.0%	2-6	33.3%	5-8	62.5%	5-8	62.5%	11-19	57.9%			

UTEP 82 • 13-8, 6-4 C-USA

#	Player	Total		3-Ptr	Rebounds			PF	TP	A	TO	Blk	Stl	Min	
		FG-FGA	FG-FGA	FT-FTA	Off	Def	Tot								
12	Ariana Gill	f	10-19	1-3	4-7	6	8	14	2	25	4	1	0	3	39
13	Sabine Lipe	f	4-7	4-6	0-0	1	0	1	1	12	2	5	0	0	31
33	Katia Gallegos	g	4-8	2-5	3-6	0	4	4	3	13	4	1	0	0	26
15	Avery Crouse	g	3-9	1-3	1-1	0	2	2	3	8	1	1	0	4	40-
14	Katarina Zec	g	5-13	0-5	3-4	0	1	1	1	13	4	1	0	2	41
31	Arina Khlopkova		0-3	0-2	1-2	1	0	1	0	1	0	1	0	0	12
32	Tia Bradshaw		1-4	0-1	2-2	2	2	4	2	4	1	1	0	1	18
10	Jade Rochelle		0-1	0-0	0-0	0	2	2	1	0	2	1	0	0	5
32	DeJaNae Roebuck		3-5	0-0	0-0	1	1	2	3	6	0	0	0	1	11
31	Tatyana Modawar		0-0	0-0	0-0	0	0	0	0	0	0	0	0	0	1
33	Michelle Pruitt		0-1	0-0	0-0	0	1	1	0	0	0	0	0	0	1
Team						5	1	6							
Totals			30-70	8-25	14-22	16	22	38	16	82	18	12	0	11	225

1st - FG %:	9-18	50.0%	2nd:	7-19	36.8%	3rd:	4-14	28.6%	4th:	6-14	42.9%	Game:	30-70	42.9%	Deadba
3FG %:	3-6	50.0%	1-5	20.0%	0-4	0.0%	1-6	16.7%	1-6	16.7%	8-25	32.0%	Rebound		6
FT %:	2-3	66.7%	0-0	0.0%	2-4	50.0%	6-9	66.7%	6-9	66.7%	14-22	63.6%			










Officials: Scott Yarbrough, Rochelle Bennett, Kelly Bromfield
 Technical fouls: Charlotte-None. UTEP-None.
 Attendance: 1044

Score by periods	1st	2nd	3rd	4th	OT	Total	Points	In	Off	2nd	Fast	Bench
Charlotte	12	15	20	20	9	76	CLT	20	11	18	9	24
UTEP	23	15	10	19	15	82	UTEPW	36	22	17	8	11

1st FG - CLT OT-00:47, UTEPW OT-01:46. Score tied - 3 times.
 Largest lead - CLT by 4 4th-01:50, UTEPW by 17 2nd-03:40. Lead changed - 2 times.
 LT led for 02:43, UTEPW led for 40:35, Game was tied for 01:42.



GAME 22: UTEP vs OLD DOMINION

00		JORDAN JENKINS • Jr.-2L • G • 5-5 • Tennessee Colony, Texas (Buffalo HS)	PTS 0.0	RBS 0.0	ASTS 0.0	STLS 0.0	FG% 00	3FG% 00	FT% 00	MPG 00.0	<ul style="list-style-type: none"> • Will redshirt the 2019-20 season while recovering from a knee injury • Played in 47 career games, including 22 starts, pitching in 2.4 ppg and 1.8 apg • Piled up more than 1,800 career points and was TABC All State and All Region at Buffalo HS • 2018 C-USA Commissioner's Honor Roll • Kinesiology major
1		ARINA KHLOPKOVA • Fr.-HS • G/F • 6-0 • Moscow, Russia (Christian Academy of Louisville)	PTS 4.9	RBS 1.8	ASTS 0.4	STLS 0.4	FG% 36	3FG% 30	FT% 72	MPG 14.9	<ul style="list-style-type: none"> • Played in all 21 games, including making four starts • Scored career-high 20 points in the win vs. Georgia State (11/30/19) • Helped the Christian Academy of Louisville win the inaugural Kentucky 2A Championships • Contributed 14.3 ppg, 6.5 rpg, 2.3 apg, 2.0 bpg and 1.3 spg as a senior • International business major
2		TIA BRADSHAW • Jr.-TR • G • 5-9 • Dodge City, Kan. (Hutchinson CC)	PTS 3.0	RBS 1.4	ASTS 1.1	STLS 0.7	FG% 39	3FG% 27	FT% 57	MPG 11.4	<ul style="list-style-type: none"> • Played in every game as reserve, twice scoring a career-high eight points • Two-year starter and floor leader for Hutchinson Junior College • Team was 60-11 in the timeframe and competed in NJCAA National Tournament both years • #55 JUCO player and #12 guard according to the Dan Olson Collegiate Girls Basketball Report • Kinesiology major
3		KATIA GALLEGOS • Fr.-HS • G • 5-7 • El Paso, Texas (Franklin HS)	PTS 9.3	RBS 4.7	ASTS 4.6	STLS 1.3	FG% 32	3FG% 28	FT% 76	MPG 27.9	<ul style="list-style-type: none"> • Started every game. Dished out career-best 10 assists in win against UTSA (1/18/20) • Second in C-USA for assists/game (4.6) and fifth in assist-to-turnover ratio (1.6) • All-Region, All-State and All-District selection while starring for Franklin HS in El Paso • Played for U18 Mexican National Team, competing in FIBA events • Civil engineering major
4		NEIDY OCUANE • Sr.-1L • PG • 5-5 • Maputo, Mozambique (Seward County CC)	PTS 0.0	RBS 0.3	ASTS 0.3	STLS 0.3	FG% 00	3FG% 00	FT% NA	MPG 5.7	<ul style="list-style-type: none"> • Currently sidelined with a knee injury after playing in three of the first four games • Helped Seward County CC go a combined 57-10 in two years before transferring to UTEP • Played for Mozambique at the 2014 Afrobasket U18 Women's Championships • Two-time (2018 and 2019) member of C-USA Commissioner's Honor Roll • Biochemistry major
10		JADE ROCHELLE • Sr.-1L • G/F • 5-11 • Grandview, Texas (Blinn College)	PTS 3.1	RBS 1.7	ASTS 0.5	STLS 0.6	FG% 45	3FG% 17	FT% 65	MPG 8.7	<ul style="list-style-type: none"> • Played in all 21 games off the bench. Has 16 offensive rebounds & 19 defensive boards • Set career high for scoring (15) and steals (six) in the win against Weber State (12/5/19) • Ranked second on the team in offensive rebounds and third in rebounding in '18-19 • Two-year starter at Blinn College, averaging a double-double (10.9 ppg, 10.3 rpg) in '17-18 • Business administration major
12		ARIONA GILL • Sr.-1L • G/F • 6-0 • Las Vegas, Nev. (San Jacinto College)	PTS 10.6	RBS 8.7	ASTS 1.7	STLS 1.6	FG% 46	3FG% 27	FT% 56	MPG 25.0	<ul style="list-style-type: none"> • Leads team and is fifth in C-USA for rebounding at 8.7 rpg. Second on team in scoring • Set a career high with 25 points while matching career best in rebounds (14) vs. Charlotte • Sat out 2017-18 as a redshirt after transferring from San Jacinto College • Helped the team go 24-9 and make first appearance at NJCAA DI National Championships • Communications major
13		SABINE LIPE • So.-1L • G • 5-9 • Liepaja, Latvia (Liepajas 15 Vidusskola)	PTS 3.9	RBS 2.1	ASTS 1.6	STLS 0.3	FG% 36	3FG% 32	FT% 52	MPG 15.0	<ul style="list-style-type: none"> • Appeared in every contest, including making her second start of the season vs. Charlotte • Scored a career-high 12 points, on 4-6 shooting from distance, against Charlotte • Played in 13 games as a freshman, including making four starts, before suffering an injury • Wide-ranging experience in playing for Latvia at numerous FIBA Championships • Civil engineering major
15		AVERY CROUSE • Fr.-HS • G • 6-0 • Sachse, Texas (Sachse HS)	PTS 6.6	RBS 3.0	ASTS 1.9	STLS 1.0	FG% 37	3FG% 30	FT% 72	MPG 26.0	<ul style="list-style-type: none"> • Started 20 straight games, hitting double figures in scoring four times • Scored at least eight points in five of the past six contests • Four-year letter winner and three-time district champion with Sachse HS • Garnered All-State and first-team All-District accolades as both a junior and senior • Biochemistry major
22		DEJANAЕ ROEBUCK • Jr.-TR • F • 6-0 • Olathe, Kan. (Hutchinson CC)	PTS 2.9	RBS 1.2	ASTS 0.4	STLS 0.4	FG% 52	3FG% 40	FT% 65	MPG 7.8	<ul style="list-style-type: none"> • Played in 20 of 21 games off the bench, scoring a career-high 14 points vs. FAU (1/4/20) • Leads the team in field-goal percentage (52.4) • Piled up 998 points and grabbed 582 boards in two years with Hutchinson Junior College • Third-team All-American and first-team All-Region after helping team go 33-4 in 2018-19 • Criminal justice major
25		ARIANA TAYLOR • So.-1L • F • 6-0 • Houston, Texas (Houston Wheatley HS)	PTS 7.0	RBS 2.8	ASTS 0.8	STLS 0.4	FG% 43	3FG% 36	FT% 73	MPG 17.5	<ul style="list-style-type: none"> • Played in 19 of 20 contests, including 10 starts • Hit double figures in scoring in four of her past seven contests • Came off the bench first 14 games before starting 16 of final 17 as a freshman in 2018-19 • All-Region and All-District performer for Houston Wheatley HS • Communications major
31		TATYANA MODAWAR • Fr.-HS • F • 6-3 • Concord, Calif. (Carondelet HS)	PTS 2.5	RBS 1.4	ASTS 0.3	STLS 0.1	FG% 30	3FG% 50	FT% 80	MPG 7.2	<ul style="list-style-type: none"> • Tallest player on the squad at 6-3 • Played in 18 games off the bench. Leads the squad in free-throw percentage • Helped Carondelet HS go 26-5 and claim fourth straight North Coast Section (NCS) title • Nearly averaged a double-double (14 ppg, 8 rpg) while adding 2.5 assists per game • Criminal justice major
33		MICHELLE PRUITT • Jr.-TR • F • 5-11 • Chicago, Ill. (Miami Dade College)	PTS 5.4	RBS 3.2	ASTS 0.4	STLS 0.4	FG% 48	3FG% NA	FT% 53	MPG 12.5	<ul style="list-style-type: none"> • Played in 20 games, including making seven starts. Second on team in field-goal percentage • Posted first career double-double (12 points, 11 rebounds) vs. UTSA (1/18/20) • Honorable-mention WBCA All-American and first-team All-Region with Miami Dade in '18-19 • ASUN All-Freshman team in 2017-18 with Stetson University • Business administration major
44		KATARINA ZEC • Sr.-3L • G/F • 5-11 • Belgrade, Serbia (Sportska gimnazija)	PTS 12.9	RBS 5.1	ASTS 1.7	STLS 1.3	FG% 45	3FG% 37	FT% 78	MPG 31.4	<ul style="list-style-type: none"> • Started every game and leads team in scoring, 3-pointers made & attempted and minutes • Dating to last year has hit double figures in 28 of past 33 contests • Second on the team in steals and for rebounding. 14th member of 1,000 point club at UTEP • Three-time C-USA Commissioner's Academic Medalist & Honor Roll Member • Biochemistry major



2019-20 UTEP SEASON STATS

2019-20 UTEP Women's Basketball UTEP Combined Team Statistics (as of Feb 06, 2020) All games

RECORD:	OVERALL	HOME	AWAY	NEUTRAL
ALL GAMES	13-8	11-4	2-4	0-0
CONFERENCE	6-4	5-1	1-3	0-0
NON-CONFERENCE	7-4	6-3	1-1	0-0

#	Player	gp-gs	min	Total			3-Point		F-Throw		Rebounds				pf	dq	a	to	blk	stl	pts	avg		
				avg	fg-fga	fg%	3fg-fga	3fg%	ft-fa	ft%	off	def	tot	avg										
44	Katarina Zec	21-21	660	31.4	103-230	.448	33-89	.371	32-41	.780	24	84	108	5.1	41	1	36	44	1	28	271	12.9		
12	Ariona Gill	20-20	499	25.0	83-180	.461	9-33	.273	37-66	.561	59	115	174	8.7	62	3	34	47	8	32	212	10.6		
03	Katia Gallegos	21-21	586	27.9	57-176	.324	18-62	.290	63-83	.759	30	69	99	4.7	51	1	97	61	1	28	195	9.3		
25	Ariana Taylor	19-10	333	17.5	51-119	.429	10-28	.357	21-29	.724	9	44	53	2.8	32	0	15	23	6	8	133	7.0		
15	Avery Crouse	21-20	545	26.0	47-126	.373	14-47	.298	31-43	.721	22	40	62	3.0	57	2	40	35	7	20	139	6.6		
33	Michelle Pruitt	20-7	250	12.5	44-92	.478	0-0	.000	20-38	.526	36	28	64	3.2	15	0	8	23	0	7	108	5.4		
01	Arina Khlopkova	21-4	312	14.9	31-86	.360	14-47	.298	26-36	.722	13	24	37	1.8	31	0	8	28	2	9	102	4.9		
13	Sabine Lipe	21-2	315	15.0	26-72	.361	12-38	.316	17-33	.515	9	36	45	2.1	47	0	33	26	7	7	81	3.9		
10	Jade Rochelle	21-0	183	8.7	27-60	.450	1-6	.167	11-17	.647	16	19	35	1.7	17	0	11	12	0	13	66	3.1		
02	Tia Bradshaw	21-0	240	11.4	24-62	.387	3-11	.273	12-21	.571	8	22	30	1.4	23	1	23	35	1	15	63	3.0		
22	DeJaNae Roebuck	20-0	155	7.8	22-42	.524	2-5	.400	11-17	.647	13	10	23	1.2	19	0	7	19	2	7	57	2.9		
31	Tatyana Modawar	18-0	130	7.2	13-43	.302	3-6	.500	16-20	.800	10	15	25	1.4	24	0	5	10	1	1	45	2.5		
04	Neidy Ocuane	3-0	17	5.7	0-2	.000	0-2	.000	0-0	.000	0	1	1	0.3	1	0	1	4	0	1	0	0.0		
Team											57	46	103											
Total.....		21	4225		528-1290	.409	119-374	.318	297-444	.669	306	553	859	40.9	420	8	318	373	36	176	1472	70.1		
Opponents.....		21	4225		445-1169	.381	105-384	.273	293-416	.704	235	529	764	36.4	452	-	239	427	101	185	1288	61.3		

TEAM STATISTICS	UTEPW	OPP	Date	Opponent	Score	Att.
SCORING	1472	1288	11/9/19	UCR	w 63-50	844
Points per game	70.1	61.3	11/13/19	at New Mexico St.	w 63-57	976
Scoring margin	+8.8	-	11/16/19	ALCORN STATE	w 92-47	573
FIELD GOALS-ATT	528-1290	445-1169	11/19/19	NEW MEXICO	L 78-93	1352
Field goal pct	.409	.381	11/23/19	NEW MEXICO ST.	w 65-45	803
3 POINT FG-ATT	119-374	105-384	11/29/19	WESTERN MICHIGAN	w 76-46	756
3-point FG pct	.318	.273	11/30/19	GEORGIA STATE	w 71-68	788
3-pt FG made per game	5.7	5.0	12/5/19	WEBER STATE	w 70-51	621
FREE THROWS-ATT	297-444	293-416	12/7/19	#20 ARIZONA	L 43-54	1019
Free throw pct	.669	.704	12/19/19	at SMU	L 56-60	578
F-Throws made per game	14.1	14.0	12/29/19	TULSA	L 51-58	681
REBOUNDS	859	764	* 1/2/20	FIU	w 64-34	601
Rebounds per game	40.9	36.4	* 1/4/20	FLORIDA ATLANTIC	w 96-65	901
Rebounding margin	+4.5	-	* 1/9/2020	at Southern Miss	w 89-72	1000
ASSISTS	318	239	* 01/11/20	at Louisiana Tech	L 80-87	1349
Assists per game	15.1	11.4	* 1/18/20	UTSA	w 94-54	903
TURNOVERS	373	427	* 01/23/20	RICE	L 61-69	1203
Turnovers per game	17.8	20.3	* 01/25/20	UNT	w 67-63	973
Turnover margin	+2.6	-	* 01/30/20	at Middle Tenn.	L 60-76	3521
Assist/turnover ratio	0.9	0.6	* 2/1/20	at UAB	L 51-63	558
STEALS	176	185	* 2/6/20	CHARLOTTE	Wot 82-76	1044
Steals per game	8.4	8.8				
BLOCKS	36	101	* - Conference game			
Blocks per game	1.7	4.8				
ATTENDANCE	13062	7982				
Home games-Avg/Game	15-871	6-1330				
Neutral site-Avg/Game	-	0-0				

Score by Periods	1st	2nd	3rd	4th	OT	Totals
UTEP	348	365	391	353	15	1472
Opponents	303	301	346	329	9	1288



2020 UTEP C-USA ONLY STATS

2019-20 UTEP Women's Basketball UTEP Combined Team Statistics (as of Feb 06, 2020) Conference games only

RECORD:	OVERALL	HOME	AWAY	NEUTRAL
ALL GAMES	6-4	5-1	1-3	0-0
CONFERENCE	6-4	5-1	1-3	0-0
NON-CONFERENCE	0-0	0-0	0-0	0-0

#	Player	gp-gs	min	Total			3-Point		F-Throw		Rebounds				pf	dq	a	to	blk	stl	pts	avg
				fg-fga	fg%	3fg-fga	3fg%	ft-fa	ft%	off	def	tot	avg									
44	Katarina Zec	10-10	320	32.0	51-104	.490	14-40	.350	15-20	.750	10	36	46	4.6	19	0	17	18	0	15	131	13.1
12	Ariona Gill	10-10	256	25.6	51-101	.505	4-17	.235	22-37	.595	31	53	84	8.4	32	1	15	23	2	16	128	12.8
03	Katia Gallegos	10-10	293	29.3	26-86	.302	12-33	.364	33-40	.825	16	36	52	5.2	22	0	53	34	0	8	97	9.7
25	Ariana Taylor	9-9	178	19.8	30-68	.441	8-18	.444	10-12	.833	4	18	22	2.4	15	0	8	11	2	6	78	8.7
15	Avery Crouse	10-10	262	26.2	23-60	.383	5-17	.294	20-28	.714	13	18	31	3.1	32	1	21	14	3	12	71	7.1
13	Sabine Lipe	10-1	165	16.5	14-42	.333	7-25	.280	10-17	.588	4	19	23	2.3	20	0	15	12	2	2	45	4.5
33	Michelle Pruitt	10-0	89	8.9	17-38	.447	0-0	.000	9-17	.529	17	12	29	2.9	9	0	1	9	0	1	43	4.3
10	Jade Rochelle	10-0	109	10.9	17-37	.459	1-2	.500	7-12	.583	9	11	20	2.0	13	0	10	8	0	6	42	4.2
01	Arina Khlopkova	10-0	117	11.7	11-33	.333	7-21	.333	11-14	.786	4	15	19	1.9	15	0	5	10	0	4	40	4.0
02	Tia Bradshaw	10-0	118	11.8	13-32	.406	2-7	.286	4-6	.667	6	10	16	1.6	11	1	11	16	0	10	32	3.2
22	DeJaNae Roebuck	10-0	79	7.9	13-20	.650	2-3	.667	3-6	.500	5	5	10	1.0	9	0	3	7	0	4	31	3.1
31	Tatyana Modawar	8-0	39	4.9	2-14	.143	0-2	.000	2-6	.333	3	6	9	1.1	7	0	2	3	1	0	6	0.8
Team											30	22	52				4					
Total.....		10	2025		268-635	.422	62-185	.335	146-215	.679	152	261	413	41.3	204	3	161	169	10	84	744	74.4
Opponents.....		10	2025		222-560	.396	66-193	.342	149-204	.730	105	248	353	35.3	223	-	124	196	51	75	659	65.9

TEAM STATISTICS	UTEPW	OPP	Date	Opponent	Score	Att.
SCORING	744	659	* 1/2/20	FIU	64-34	601
Points per game	74.4	65.9	* 1/4/20	FLORIDA ATLANTIC	96-65	901
Scoring margin	+8.5	-	* 1/9/2020	at Southern Miss	89-72	1000
FIELD GOALS-ATT	268-635	222-560	* 01/11/20	at Louisiana Tech	80-87	1349
Field goal pct	.422	.396	* 1/18/20	UTSA	94-54	903
3 POINT FG-ATT	62-185	66-193	* 01/23/20	RICE	61-69	1203
3-point FG pct	.335	.342	* 01/25/20	UNT	67-63	973
3-pt FG made per game	6.2	6.6	* 01/30/20	at Middle Tenn.	60-76	3521
FREE THROWS-ATT	146-215	149-204	* 2/1/20	at UAB	51-63	558
Free throw pct	.679	.730	* 2/6/20	CHARLOTTE	82-76	1044
F-Throws made per game	14.6	14.9	* - Conference game			
REBOUNDS	413	353				
Rebounds per game	41.3	35.3				
Rebounding margin	+6.0	-				
ASSISTS	161	124				
Assists per game	16.1	12.4				
TURNOVERS	169	196				
Turnovers per game	16.9	19.6				
Turnover margin	+2.7	-				
Assist/turnover ratio	1.0	0.6				
STEALS	84	75				
Steals per game	8.4	7.5				
BLOCKS	10	51				
Blocks per game	1.0	5.1				
ATTENDANCE	5625	6428				
Home games-Avg/Game	6-938	4-1607				
Neutral site-Avg/Game	-	0-0				

Score by Periods	1st	2nd	3rd	4th	OT	Totals
UTEP	175	179	196	179	15	744
Opponents	159	143	178	170	9	659

