



UTEP BASKETBALL

UTEP vs. Southern Miss | 2 p.m. MT | Sun., March 1 | Don Haskins Center (11,895) | El Paso, Texas

2019-20 SCHEDULE

DATE	OPPONENT	TIME
Nov. 5	New Mexico Highlands	W, 93-70
Nov. 12	NM State	W, 65-50
Nov. 15	Eastern New Mexico	W, 71-57
Nov. 19	[RV] New Mexico	W, 66-63
Nov. 27	East Central	W 91-71
Dec. 3	at NM State	L 56-59
Dec. 7	UAPB	W, 59-50
Dec. 16	North Carolina A&T s	W, 72-54
Dec. 17	UC Irvine s	W, 67-61
Dec. 19	at Houston	L, 57-77
Dec. 22	at Hawai'i #	L, 63-87
Dec. 23	vs. Ball State #	W, 71-70
Dec. 25	vs. Boise State #	L, 67-72
Jan. 2	at FIU*	L, 67-69
Jan. 4	at Florida Atlantic *	L, 56-59
Jan. 9	Southern Miss *	W, 76-64
Jan. 11	LA Tech *	L, 61-64
Jan. 15	UTSA *	W, 80-77 OT
Jan. 18	at UTSA *	L, 70-86
Jan. 23	at Rice *	W, 72-64
Jan. 25	at North Texas *	L, 57-67
Jan. 30	Middle Tennessee*	W, 67-66
Feb. 1	UAB *	L, 55-69
Feb. 6	at Charlotte *	L, 64-68
Feb. 8	at Old Dominion *	L, 53-72
Feb. 13	WKU *	L, 62-87
Feb. 15	Marshall *	L, 61-71
Feb. 22	Rice *	W, 68-62
Mar. 1	Southern Miss * [CUSA.tv]	2 p.m.
Mar. 4	at Middle Tennessee * [ESPN3]	5:30 p.m.
Mar. 7	at Rice * [CUSA.tv]	12 p.m.
Mar. 11-14	C-USA Tourney *	TBA

Bold denotes home game

\$ WestStar Bank Don Haskins Sun Bowl Invitational (Don Haskins Center)
 #Hawaiian Airlines Diamond Head Classic (Honolulu, Hawai'i)
 * Conference USA Game
 All Times Mountain and subject to change

SERIES HISTORY

UTEP owns a 17-14 edge in the series after defeating Southern Miss earlier this season (Jan. 9), 72-64. The Miners are 13-2 versus the Golden Eagles in El Paso.

ATHLETICS COMMUNICATIONS

ASSOCIATE MEDIA RELATIONS DIRECTOR
 (MEN'S BASKETBALL SID)

Drew Bonney
 arbonney@utep.edu
 915-309-4478 (c)
 915-747-7447 (o)

OFFICIAL WEBSITE: UTEPMINERS.COM

GAME 29 vs SOUTHERN MISS

UTEP MINERS (14-14, 5-10 C-USA)

Head Coach: Rodney Terry (St. Edwards, 1990)
 Career Record: 148-143 (Ninth season)
 Record at UTEP: 22-35 (Second season)
 Home: 12-4 | Road: 1-9 | Neutral: 1-1



SOUTHERN MISS GOLDEN EAGLES (9-19, 5-10 C-USA)

Head Coach: Jay Ladner (Southern Miss, 1988)
 Career Record: 85-107 (Sixth season)
 Record at USM: 9-19 (First Season)
 Home: 8-6 | Road: 1-10 | Neutral: 0-3



WHERE TO LISTEN & WATCH



PLAY-BY-PLAY:
 Jon Teicher
 COLOR ANALYSIS:
 Steve Yellen



OPENING TIP

» UTEP MEN'S HOOPS HOSTS SOUTHERN MISS SUNDAY AT 2 P.M.; SENIORS TO BE HONORED

The UTEP men's basketball team snapped a five-game skid and will look to finish out the home portion of the schedule with another victory against Southern Miss during a Sunday matinee on 'Senior Day'.

» LAST GAME [UTEP 68, RICE 62]

UTEP opened 'Bonus Play' with a comeback victory over Rice, 68-62, after being down 19 points early in the second half on Feb. 22. The Miners were down 44-25 with 15:50 before going on a 19-0 run. **Jordan Lathon** started it with a trey, **Souley Boum** added a four-point play, and **Daryl Edwards** accounted for 12 of the 19 points. UTEP started the run by scoring 16 points on the first five possessions. Edwards poured in a career-high 34 points and hit a career best in threes, going 8-for-12, including a 6-for-6 effort in the second half. Boum came up with a career-high seven assists and chipped in with six rebounds. Lathon led the way with seven boards.

» CAMPBELL, RYHANES & EDWARDS TO BE HONORED

Senior **Ountae Campbell**, graduate transfer **Daryl Edwards** and senior **Isaiah "Juice" Rhyanes** will be honored prior to tipoff.

» DARYL'S 3-POINT PERFORMANCE

Daryl Edwards went 8-for-12 from three-point range against Rice on Feb. 22, as his eight treys are tied for third best during a single game on the program's all-time list. Edwards's eight threes were the most since **Randy Culpepper** hit nine three-point buckets in 2010. Culpepper ranks first on the single game list, making nine against UCF on Jan. 23, 2010, and another nine against East Carolina on Feb. 13, 2010. Culpepper added eight treys against James Madison on Dec. 29, 2008.

» DARYL'S LAST 5 GAMES

Daryl Edwards is averaging 19.6 points per game during his last five outings. He's hit double figures in all five contests, while shooting 21-of-42 from beyond the arc. Overall, he's shooting 46.6 percent (34-73) from the field and 75.0 percent from the foul line. Edwards has added 12 assists to only seven turnovers and five steals.

PROJECTED STARTERS [BASED ON PREVIOUS GAME]



0 SOULEY BOUM
 R-SO / G
 6-3 / 163

12.6 PPG
 3.2 RPG
 1.9 APG
 .377 FG%
 .875 FT%



1 TYDUS VERHOEVEN
 R-SO / F
 6-9 / 225

1.3 PPG
 1.8 RPG
 0.4 APG
 .615 FG%
 .214 FT%



2 JORDAN LATHON
 SO / G
 6-4 / 190

4.2 PPG
 4.2 RPG
 2.8 APG
 .279 FG%
 .711 FT%



11 BRYSON WILLIAMS
 R-JR / F
 6-8 / 228

18.3 PPG
 7.0 RPG
 0.9 APG
 .512 FG%
 .829 FT%



24 DARYL EDWARDS
 GS / G
 6-3 / 185

11.5 PPG
 1.9 RPG
 1.9 APG
 .423 FG%
 .786 FT%

MEDIA INFORMATION

PRACTICE COVERAGE

UTEP basketball practices are closed to the media. Head Coach Rodney Terry and players will be available for interviews after practice on days before home games and a day before a travel day for road games, unless noted otherwise.

THIS WEEK: FRI., FEB. 28 | 2:15 P.M. DON HASKINS CENTER

POSTGAME INTERVIEWS

UTEP's locker room is closed. Head Coach Rodney Terry will be available following the game in the team room (caddy corner to the visiting locker room) for home games or, for road games, in a location designated by the host institution. Selected players by coach Terry will be available following his press conference in the team room.

UTEP BASKETBALL RADIO SHOW

(all shows from 7-8 p.m. on ESPN 600 El Paso)

Mon., Mar. 2 - Hilton Garden Inn

Mon., Mar. 9 (or following the C- USA Tourney) - Hudson's Classic Grill

Shows alternate from Hudson's Classic Grill, 1770 Lee Trevino Dr., from Hilton Garden Inn, 111 W. University Ave., and Holiday Inn Sunland Park, 900 Sunland Park Dr..



UTEP QUICK FACTS

UNIVERSITY INFORMATION

Location..... El Paso, Texas
 Founded.....1914
 Enrollment..... 25,151
 Nickname..... Miners
 Colors.....Dark Blue, Orange, Silver Accent
 Conference Conference USA
 ArenaDon Haskins Center (11,892)
 PresidentDr. Heather Wilson
 Director of Athletics..... Jim Senter

BASKETBALL STAFF

Head Coach.....Rodney Terry
 Assistant Coaches.....Kenton Paulino
Nick Matson
Arturo Ormond
 Director of Basketball OperationsMark Gisbertz
 Dir. of Player Development.... Darshawn McClellan

HISTORY

All-Time Record 1,407-1,081
 NCAA Appearances.....17 (last in 2010)
 NCAA Titles1 (1966)
 NIT Appearances11 (last in 2015)

SUNDAY'S OPPONENT

The Golden Eagles fell to last-place Middle Tennessee, 61-53, on Saturday after averaging 72 points per game their previous three contests. USM shot 15.8 percent (3-19) from three-point range against the Blue Raiders, while turning the ball over 18 times. USM averages 66.9 points per game and ranks 11th in C-USA in defensive scoring (72.5). The Golden Eagles leads the league in total assists (4,06) and rank second in assists per game (14.5).

SERIES HISTORY BREAKDOWN

UTEP owns a 17-14 edge in the series. UTEP defeated Southern Miss, 76-64, in the Haskins Center on Jan. 9, 2020. The Golden Eagles have won 10 of the last 16 matchups and nine of the last 14. UTEP is 13-2 versus Southern Miss in El Paso, including 10-1 since joining Conference USA. Overall, the Miners are 14-12 against the Golden Eagles since becoming a member of C-USA.

DARYL'S CAREER NIGHT

Daryl Edwards poured in a career-high 34 points against Rice on Feb. 22, surpassing his previous high of 24 points at Charlotte on Feb. 6. Edwards became on the 27th Miner in program history to hit 30-plus points. Edwards's also set career highs in field goals (11), field goal attempts (22), three-point field goals (eight) and three-point field goal attempts (12).

DARYL'S TREYS IN THE RECORD BOOKS

Daryl Edwards has made 64 three-point buckets this season, ranking tied for 10th in the program's all-time single-season list. **Henry Hall** hit 64 threes during the 1989-90 season. Edwards is on pace to make around 71 three-pointers, which would rank eighth on the list. **Randy Culpepper's** 89 three-point shots during the 2008-09 season rank first, while Chris Craig (84 in 2003-04) ranks second and Culpepper third (82 in 2009-10).

DARYL DRAINING 3'S

Daryl Edwards made a career-high eight three-pointers against Rice on Feb. 22. The performance surpassed his previous high of five made threes done twice. Edwards connected on five at Charlotte on Feb. 6, while hitting five against UTSA on Jan. 15.

DARYL'S SECOND-HALF EFFORT

Daryl Edwards went 6-for-6 from three-point range during the second half against Rice on Feb. 22. His second half performance were the most three-pointers made since Deon Barrett made seven during the second half at New Mexico on Dec. 7, 2016.

3'S DURING A SINGLE HALF IN THE DON

Daryl Edwards's six made three-point buckets were the most since Randy Culpepper made six against East Carolina during the first half on Feb. 13, 2010.

C-USA PLAYER OF THE WEEK

Daryl Edwards was named the Conference USA Player of the Week on Feb. 24 after his performance against Rice. He became the fourth Miner to claim the weekly honor as **Bryson Williams** was named the player of the week three times previously (Dec. 9, Jan. 20, Feb. 3).

4 POW HONORS

Between **Bryson Williams** (three) and **Daryl Edwards** (one), UTEP has earned four Conference USA Player of the Week honors, tying the most during a single season in program history and the most since the 2014-15 season when **Vince Hunter** was named the player of the week all four times. The 2008-09 season had four weekly honors (three by **Stefon Jackson**, one by **Randy Culpepper**), and 2009-10 season saw it happen four times (three by Culpepper, one by **Derrick Character**).

BOUM DISHING DIMES

Souley Boum registered a career-high seven assists against Rice on Feb. 22. His previous high was four assists, done five times (four at UTEP). Boum had four against ENMU, New Mexico, UTSA and at ODU. He tallied four assists against Pepperdine while at San Francisco.

BRYSON'S BIG SEASON

Bryson Williams tallied his third 30-point performance on a career-high 34 points versus UTSA on Jan. 15. Williams previous high was 33 points against East Central (Nov. 27) and at Hawai'i (Dec. 22). It's the most 30-point games during a single season since **Randy Culpepper** did it four times (2010-11 campaign). Williams became the 26th Miner to hit 30-plus points, while he became the 14th Miner to register multiple 30-point games in a career. Williams has earned a trio of C-USA Player of the Week honors. He's the fourth Miner in program history to have earned three or more weekly awards during a single season. Williams joined **Vince Hunter** (four in '14-'15), **Stefon Jackson** (three in '05-'06) and **Randy Culpepper** (three in '09-'10).

FREE-THROW CLINIC

The Miners displayed elite shooting from the free-throw line during their Conference USA victory against Southern Miss on Jan. 9. UTEP shot 34-of-37 from the line. Its 34 free throws made are the most for UTEP in a conference game since Jan. 31, 2009 versus Southern Miss (35), while its 37 free throw attempts are the most for UTEP in a conference game since March 5, 2016 versus UTSA (40). The Miners shot 91.9 percent from the line, the best for UTEP in a conference game since Jan. 31, 2019 at Marshall (16-for-17, .941).






2019-20 UTEP BASKETBALL STATS & FACTS

0		SOULEY BOUM • R-SO. • 6 • 6-3 • 163 • OAKLAND, CALIF.	PTS 12.6	RBS 3.2	ASTS 1.9	FG% .377	3FG .268	FT% .875	<ul style="list-style-type: none"> Dished out a career-high 7 assists; added 16 points, 6 boards vs. Rice on Feb. 22 Recorded first career double-double (12 points, 10 rebounds) vs. Marshall Scored career-high 27 points; went 11-for-12 at FT line & added 4 rebounds at Rice Tied career high w/ 26 points; made a collegiate career-best 14 FT's on 14 att. vs. USM Multidisciplinary studies major
1		TYDUS VERHOEVEN • R-SO. • F • 6-9 • 225 • MANTECA, CALIF.	PTS 1.3	RBS 1.8	ASTS 0.4	FG% .615	3FG -	FT% .214	<ul style="list-style-type: none"> Scored 4 points (2-3 FG), tallied 2 rebounds, 1 steal & 1 assist at Rice Played a season-high 27 min. vs. UCI; tied team lead w/ 5 rebounds; added 2 blocks Tallied a season-high 3 assists in 23 minutes vs. NC A&T Tallied collegiate career-high 4 steals vs. Arkansas-Pine Bluff Anthropology major
2		JORDAN LATHON • SO. • G • 6-4 • 190 • GRANDVIEW, MD.	PTS 4.2	RBS 4.2	ASTS 2.8	FG% .279	3FG .155	FT% .711	<ul style="list-style-type: none"> Scored 8 points (2-6 3-PT FG), added team-high 7 rebounds w/ 2 assists, steal vs. Rice Matched season-high with 13 points, tied career high with 6 assists vs. UCI Scored 10 points in 2nd half vs. UNM; made go-ahead jumper w/ :27 left Tallied 3 steals during 2nd half vs. NM State, all 3 led to 6 UTEP points Business major
3		ANTHONY TARKE • R-JR. • G/F • 6-6 • 220 • GAITHERBURG, MD.	PTS 2.6	RBS 4.0	ASTS 0.6	FG% .375	3FG .083	FT% .462	<ul style="list-style-type: none"> Tallied 8 rebounds w/ assist, block & 2 steals in first start of season at FIU Tied season with team-high 8 rebounds, added 5 points & blocked shot vs. Boise State Scored 6 points w/ 6 rebounds & season-high 3 steals; added 2 assists vs. Ball State Connected on 4-5 FGs vs. East Central; tallied 9 points, 8 rebounds & 2 blocks Business major
4		ERIC VILA • R-JR. • F • 6-11 • 221 • GIRONA, SPAIN	PTS 3.0	RBS 5.0	ASTS 1.9	FG% .281	3FG .218	FT% .630	<ul style="list-style-type: none"> Tied career best w/ 11 rebounds, added an assist at Rice Tied career best w/ 6 assists, recorded 6 points, 7 rebounds, block & steal vs. UTSA Led w/ 11 rebounds (matched season-high); went 4-6 FT's vs. Southern Miss Scored 11 points, led UTEP w/ 11 rebounds & 6 assists vs. NMHU Multidisciplinary studies major
5		DEON STROUD • FR. • G • 6-5 • 197 • FRESNO, CALIF.	PTS 3.8	RBS 1.0	ASTS 0.2	FG% .429	3FG .120	FT% .621	<ul style="list-style-type: none"> Made first career start, scored 7 points (5 in 2nd half) on 3-4 field goals vs. MT Scored 4 points & blocked a career-high 2 shots late in 1st half at Rice off the bench Came off bench, scored 10 points w/ 4 rebounds (all offensive) in 1st half at FIU Led UTEP w/ career-high 14 points on 5-8 shooting (2-2 3-PT) vs. ENMU Communications studies major
11		BRYSON WILLIAMS • R-JR. • F • 6-8 • 228 • FRESNO, CALIF.	PTS 18.3	RBS 7.0	ASTS 0.9	FG% .512	3FG .359	FT% .829	<ul style="list-style-type: none"> Recorded 5th career double-double vs. MT w/ game-high 28 points & 10 boards Scored career-high 34 points w/ 10 rebounds vs. UTSA Went 10-10 FT's, scored 20 points w/ 9 rebounds vs. Southern Miss Scored 33 points at Hawaii; most points vs. a D1 opponent Multidisciplinary studies major
12		JULES WILLIAMSON • FR. • G • 6-4 • 180 • AURORA, ILL.	PTS 0.0	RBS 0.0	ASTS 0.0	FG% -	3FG -	FT% -	<ul style="list-style-type: none"> Saw action vs. ENMU Averaged 21.0 points per game during senior season at East Aurora HS Named to the Upstate Eight Conference All-Conference in senior campaign Scored 38 points vs. Marmion Undeclared major
13		QUINTAE CAMPBELL • R-SR. • G/F • 6-4 • 199 • LOS ANGELES, CALIF.	PTS 0.0	RBS 0.0	ASTS 1.0	FG% -	3FG -	FT% -	<ul style="list-style-type: none"> Tallied an assist vs. ENMU on Nov. 15 Averaged 3.0 points per game, 3.0 rebounds per game and tallied 23 assists (10 starts) Scored season-high seven points during a victory against UC Riverside Matched season high in points (seven) and recorded six rebounds at MT Multidisciplinary studies major
15		KADEN ARCHIE • SO. • F • 6-6 • 210 • MIDLOTHIAN, TEXAS	PTS 3.7	RBS 1.3	ASTS 0.7	FG% .446	3FG .261	FT% .636	<ul style="list-style-type: none"> Matched career high w/ 11 points vs. Boise State; added 2 rebounds, assist & steal Hit career highs in points (11), rebounds (5), assists (3) & minutes (30) vs. Ball State Played 22 minutes, scoring 5 points w/ 2 rebounds, an assist & steal vs. UAPB Made UTEP debut vs. ECU; scored 7 points w/ an assist & steal in 24 minutes Undeclared major
20		ANIEUS MEDRANO • JR. • G • 5-11 • 185 • BAKERSFIELD, CALIF.	PTS 0.0	RBS 1.0	ASTS 0.0	FG% -	3FG -	FT% -	<ul style="list-style-type: none"> Saw action vs. ENMU Played at Bakersfield College for two seasons (2017-18, 2018-19) Played in 27 contests, led Bakersfield College at 16.6 points per game (490 points) Scored career-high 30 points (7-15 3-PT) against LA Valley Undeclared major
23		NIGEL HAWKINS • SO. • G • 6-4 • 198 • HOUSTON, TEXAS	PTS 4.5	RBS 2.4	ASTS 2.1	FG% .378	3FG .200	FT% .766	<ul style="list-style-type: none"> Led Miners w/ 4 assists, chipped in with 4 point and 5 rebounds vs. MT Scored 6 points w/ 5 rebounds, 4 assists & a steal vs. Southern Miss Scored 10 points, added season-high 7 rebounds during 2nd start of season at FAU Scored 12 points; set career highs in ast. (8) & steals (6, t-10th in program hist.) vs. ECU Business major
24		DARYL EDWARDS • GR. • G • 6-3 • 185 • FRESNO, CALIF.	PTS 11.5	RBS 1.9	ASTS 1.9	FG% .423	3FG .423	FT% .786	<ul style="list-style-type: none"> Scored career-high 34 points, added career bests in 3-PT FG (8) & FG (11) vs. Rice Scored 22 points on 9 FG's at Rice Hit a 5 3-pointers, scored 18 points w/ 3 assists, block, steal vs. UTSA Led w/ 18 points vs. UNM; added UTEP high in assists (4) & led team w/ 3 steals Master's in Leadership Studies
32		EFE ODIGIE • SO. • F • 6-9 • 255 • HOUSTON, TEXAS	PTS 6.2	RBS 3.9	ASTS 0.4	FG% .504	3FG .667	FT% .688	<ul style="list-style-type: none"> Posted 12th career double-double (15 points, 10 rebounds) & first of the season vs. MT Tied for team lead with 13 points, made 2nd 3-pointer of the season at FAU Scored 12 points w/ 4 rebounds vs. Ball State; hit first career three pointer Scored 10 of 12 points in 1st half vs. UNM; led Miners with 7 rebounds Undeclared major
54		ISAIAH RHYANES • R-SR. • F • 6-9 • 220 • EL PASO, TEXAS	PTS 2.0	RBS 0.0	ASTS 0.0	FG% 1.000	3FG -	FT% -	<ul style="list-style-type: none"> Saw first collegiate action vs. ENMU Scored first collegiate points on a slam dunk vs. ENMU Played at Andress High School in El Paso Coached by former Miner great & 1972 Olympian Jim Forbes Multidisciplinary studies major



CAREER HIGHS

0		SOULEY BOUM • R-SO. • 6 • 6-3 • 163 • OAKLAND, CALIF. (SAN FRANCISCO)					
		Points	Rebounds	Assists	Steals	Blocks	Turnovers
		Season 27, at Rice Career Same	10, Marshall Same	7, Rice Same	2, 3x-UC Irvine 3, at Stanford*	1, 2x-at FIU 2, LMU*	6, NMHU Same
1		TYDUS VERHOEVEN • R-SO. • F • 6-9 • 225 • MANTECA, CALIF. (DUQUESNE)					
		Points	Rebounds	Assists	Steals	Blocks	Turnovers
		Season 4, 6x-Marshall Career 21, St. Louis*	5, 2x-Marshall 9, Robert Morris*	3, NC A&T 5, George Mason*	4, 2x-Marshall Same	2, UC Irvine 9, George Mason*	2, 3x-WKU 4, Stetson*
2		JORDAN LATHON • SO. • G • 6-4 • 190 • GRANDVIEW, MO. (GRANDVIEW HS)					
		Points	Rebounds	Assists	Steals	Blocks	Turnovers
		Season 13, NM State Career 32, Rice	11, at ODU 18, Rice	6, 2x-at Charlotte 6, 3x-at Charlotte	3, 3x-WKU 3, 6x-WKU	2, WKU 2, 7x-WKU	5, at Hawai'i 8, UTPB
3		ANTHONY TARKE • R-JR. • F • 6-6 • 220 • GAITHERSBURG, MD. (N.JIT)					
		Points	Rebounds	Assists	Steals	Blocks	Turnovers
		Season 9, ECU Career 27, Lipscomb*	8, 3x-at FIU 12, at Rutgers*	2, vs. Ball St. 6, at Brown*	3, vs. Ball St. 4, at Rutgers*	2, ECU 3, LIU-Brook.*	5, at FIU 7, Jacksonville*
4		ERIC VILA • R-JR. • F • 6-11 • 221 • GIRONA, SPAIN (NORTHWEST FLORIDA STATE COLLEGE)					
		Points	Rebounds	Assists	Steals	Blocks	Turnovers
		Season 11, NMHU Career 24, Tallahassee CC*	11, 3x-at Rice 14, 2x-Gulf Coast St.*	6, 2x-UTSA 8, Gulf Coast St.*	2, 3x-UAB 3, 2x-Cape Fear CC*	1, 5x-at UNT 5, Chipola*	3, 3x-LA Tech 4, 2x-Chipola*
5		DEON STROUD • FR. • G • 6-5 • 197 • FRESNO, CALIF. (TRINITY INTERNATIONAL HS)					
		Points	Rebounds	Assists	Steals	Blocks	Turnovers
		Season 14, ENMU Career Same	4, 2x-at FIU Same	1, UNM Same	2, NMHU Same	2, at Rice Same	3, 2x-MT Same
11		BRYSON WILLIAMS • R-JR. • F • 6-8 • 228 • FRESNO, CALIF. (FRESNO STATE)					
		Points	Rebounds	Assists	Steals	Blocks	Turnovers
		Season 34, UTSA Career Same	11, ECU 13, Cal-Bakersfield*	4, WKU 4, 2x-WKU	3, UAPB 2, Boise St.*	3, LA Tech 3, 2x-LA Tech	6, UTSA Same
12		JULES WILLIAMSON • FR. • G • 6-4 • 180 • AURORA, ILL. (EAST AURORA HS)					
		Points	Rebounds	Assists	Steals	Blocks	Turnovers
		Season - Career -	- -	- -	- -	- -	- -
13		OUNTAE CAMPBELL • R-SR. • G/F • 6-4 • 199 • LOS ANGELES, CALIF. (CASPER COLLEGE)					
		Points	Rebounds	Assists	Steals	Blocks	Turnovers
		Season None Career 7, at MT	None 7, ODU	1, ENMU 3, 2x-UNT	None 3, Wyoming	None 1, 4x-at Char.	None 3, at UTSA
15		KADEN ARCHIE • SO. • G • 6-6 • 210 • MIDLOTHIAN, TEXAS (TCU)					
		Points	Rebounds	Assists	Steals	Blocks	Turnovers
		Season 11, 2x-vs. Boise St. Career Same	5, vs. Ball St. Same	3, 2x-UTSA Same	2, at UTSA. 2, 5x-Charlotte*	1, 5x-UAB 1, 7x-UAB	5, vs. Ball St. Same
20		ANIEUS MEDRANO • JR. • G • 5-11 • 185 • BAKERSFIELD, CALIF. (BAKERSFIELD COLLEGE)					
		Points	Rebounds	Assists	Steals	Blocks	Turnovers
		Season - Career 30, LA Valley*	1, ENMU 6, West Hills Coalinga*	- 6, W. Hills Memoore*	- 5, LA Pierce*	- 1, at Canyons*	- 4, Cerro Coso*
23		NIGEL HAWKINS • SO. • G • 6-4 • 198 • HOUSTON, TEXAS (CYPRESS FALLS HS)					
		Points	Rebounds	Assists	Steals	Blocks	Turnovers
		Season 12, ECU Career 24, Rice	8, UTSA 10, at MT	8, ECU Same	6, ECU Same	2, 2x-MT 2, 2x-at Hawaii	4, S. Miss 7, NM State
24		DARYL EDWARDS • GR. • G • 6-3 • 185 • FRESNO, CALIF. (LSU)					
		Points	Rebounds	Assists	Steals	Blocks	Turnovers
		Season 34, Rice Career Same	4, UAPB 5, at Utah*	5, at UTSA 6, Samford*	3, UNM 3, 2x-UNM	2, NMHU Same	4, UC Irvine 4, Okla. St.*
32		EFE ODIGIE • SO. • F • 6-9 • 255 • HOUSTON, TEXAS (PRO-VISION ACADEMY)					
		Points	Rebounds	Assists	Steals	Blocks	Turnovers
		Season 20, NMHU Career 24, UCR	10, MT 20, at Marshall	3, NM State 3, 2x-NM State	3, 2x-UAB Same	1, UNM 4, UNT	3, 2x-at FAU 5, 3x-at LA Tech
54		ISAJAH RHYANES • R-SR. • F • 6-9 • 220 • EL PASO, TEXAS (ANDRESS HS)					
		Points	Rebounds	Assists	Steals	Blocks	Turnovers
		Season 2, ENMU Career Same	- Same	- Same	- Same	- Same	- Same

* - denotes previous school



UTEP CAREER HIGHS

#15 KADEN ARCHIE

PTS: 11, 2x, last vs. Boise State (12/25/19)
 REB: 5, vs. Ball State (12/23/19)
 AST: 3, 2x, last UTSA (1/15/20)
 STL: 2, at UTSA (1/18/20)
 BKL: 1, 5x, last UAB (2/1/20)
 FG: 5, vs. Ball State (12/23/19)
 FGA: 10, Southern Miss (1/9/20)
 3FG: 2, at UTSA (1/18/20)
 3FGA: 4, at UTSA (1/18/20)
 FT: 3, East Central (11/27/19)
 FTA: 4, vs. Boise State (12/25/19)
 MIN: 30, vs. Ball State (12/23/19)

#0 SOULEY BOUM

PTS: 27, at Rice (1/23/20)
 REB: 10, Marshall (2/15/20)
 AST: 7, Rice (2/22/20)
 STL: 2, 3x, last UC Irvine (12/17/19)
 BKL: 1, 2x, last at FIU (1/2/20)
 FG: 8, North Carolina A&T (12/16/19)
 FGA: 15, WKU (2/13/20)
 3FG: 5, North Carolina A&T (12/16/19)
 3FGA: 10, at Rice (1/23/20)
 FT: 14, Southern Miss (1/9/20)
 FTA: 14, Southern Miss (1/9/20)
 MIN: 40, 3x, last Rice (2/22/20)

#13 OUNTAE CAMPBELL

PTS: 7, at Middle Tennessee (1/19/19)
 REB: 7, Old Dominion (1/24/19)
 AST: 3, 2x, last North Texas (1/10/19)
 STL: 3, Wyoming (12/22/18)
 BKL: 1, 4x, last at Charlotte (3/3/19)
 FG: 3, 2x, last Wyoming (12/22/18)
 FGA: 10, UCR (12/16/18)
 3FG: 1, 9x, last at MT (3/9/19)
 3FGA: 6, UCR (12/16/18)
 FT: 3, 2x, last FIU (2/9/19)
 FTA: 5, at MT (1/19/19)
 MIN: 36, UCR (12/16/18)

#24 DARYL EDWARDS

PTS: 34, Rice (2/22/20)
 REB: 4, 3x, vs. Ball State (12/23/19)
 AST: 5, at UTSA (1/18/20)
 STL: 3, New Mexico (11/19/19)
 BKL: 2, New Mexico Highlands (11/5/19)
 FG: 11, Rice (2/22/20)
 FGA: 22, Rice (2/22/20)
 3FG: 8, Rice (2/22/20)
 3FGA: 12, Rice (2/22/20)
 FT: 4, UC Irvine (12/17/19)
 FTA: 5, New Mexico Highlands (11/5/19)
 MIN: 42, UTSA (1/15/20)

#33 GILLES DEKONINCK

PTS: 15, UTBP (11/6/18)
 REB: 7, at Southern Miss (2/16/19)
 AST: 3, UTBP (11/6/18)
 STL: 2, at Charlotte (3/3/19)
 BKL: 1, at Southern Miss (2/16/19)
 FG: 5, at Southern Miss (2/16/19)
 FGA: 9, UTBP (11/6/18)
 3FG: 2, UTBP (11/6/18)
 3FGA: 4, UTBP (11/6/18)
 FT: 4, UTBP (11/6/18)
 FTA: 6, UTBP (11/6/18)
 MIN: 29, UTBP (11/6/18)

#23 NIGEL HAWKINS

PTS: 24, Rice (1/12/19)
 REB: 10, at MT (3/9/19)
 AST: 8, East Central (11/27/19)
 STL: 6, East Central (11/27/19)
 BKL: 2, 2x, last at Hawai'i (12/22/19)
 FG: 9, Rice (1/12/19)
 FGA: 18, at Marshall (1/31/19)
 3FG: 5, at UAB (1/17/19)
 3FGA: 9, Florida Atlantic (2/7/19)
 FT: 9, at UTSA (1/3/19)
 FTA: 11, at UTSA (1/3/19)
 MIN: 45, Rice (2/23/19)

#2 JORDAN LATHON

PTS: 32, Rice (2/23/19)
 REB: 18, Rice (2/23/19)
 AST: 6, 3x, last at Charlotte (2/6/20)
 STL: 3, 2x, vs. Boise State (12/25/19)
 BKL: 1, 4x, last at NM State (12/3/19)
 FG: 12, Rice (2/23/19)
 FGA: 19, at Charlotte (3/3/19)
 3FG: 6, Rice (2/23/19)
 3FGA: 8, at Charlotte (3/3/19)
 FT: 7, UCR (12/16/18)
 FTA: 10, UCR (12/16/18)
 MIN: 40, at MT (3/9/19)

#32 EFE ODIGIE

PTS: 24, UCR (12/16/18)
 REB: 20, at Marshall (1/31/19)
 AST: 3, 2x, last NM State (11/12/19)
 STL: 3, 2x, last UAB (2/1/20)
 BKL: 4, North Texas (1/10/19)
 FG: 10, at Marshall (1/31/19)
 FGA: 15, UCR (12/16/18)
 3FG: 1, 4x, last at ODU (2/8/20)
 3FGA: 1, 6x, last Marshall (2/15/20)
 FT: 9, UTPB (11/6/18)
 FTA: 14, UTPB (11/6/18)
 MIN: 34, at UAB (1/17/19)

#54 ISAIAH RHYANES

PTS: 2, ENMU (11/15/19)
 REB: -
 AST: -
 STL: -
 BKL: -
 FG: 1, ENMU (11/15/19)
 FGA: 1, ENMU (11/15/19)
 3FG: -
 3FGA: -
 FT: -
 FTA: -
 MIN: 1, ENMU (11/15/19)

#5 DEON STROUD

PTS: 14, ENMU (11/15/19)
 REB: 4, 2x, last at FIU (1/2/20)
 AST: 1, New Mexico (11/19/19)
 STL: 2, New Mexico Highlands (11/5/19)
 BKL: 2, at Rice (1/23/20)
 FG: 5, 2x, last at FIU (1/2/20)
 FGA: 10, at FIU (1/2/20)
 3FG: 2, ENMU (11/15/19)
 3FGA: 4, ENMU (11/15/19)
 FT: 3, 2x, UAB (2/1/20)
 FTA: 6, UAB (2/1/20)
 MIN: 20, at ODU (2/8/20)

#3 ANTHONY TARKE

PTS: 9, East Central (11/27/19)
 REB: 8, 3x, last at FIU (1/2/20)
 AST: 2, vs. Ball State (12/23/19)
 STL: 3, vs. Ball State (12/23/19)
 BKL: 2, East Central (11/27/19)
 FG: 4, East Central (11/27/19)
 FGA: 7, 2x, last at FIU (1/2/20)
 3FG: 1, East Central (11/27/19)
 3FGA: 3, at FIU (1/2/20)
 FT: 2, New Mexico Highlands (11/5/19)
 FTA: 4, NC A&T (12/16/19)
 MIN: 25, vs. Ball State (12/23/19)

#1 TYDUS VERHOEVEN

PTS: 4, 6x, last Marshall (2/15/20)
 REB: 5, 2x, last Marshall (2/15/20)
 AST: 3, NC A&T (12/16/19)
 STL: 4, 2x, last Marshall (2/15/20)
 BKL: 2, UC Irvine (12/17/19)
 FG: 2, East Central (11/27/19)
 FGA: 3, East Central (11/27/19)
 3FG: -
 3FGA: -
 FT: 1, 2x, last vs. Ball State (12/23/19)
 FTA: 2, 4x, last UC Irvine (12/17/19)
 MIN: 27, UC Irvine (12/17/19)

#4 ERIC VILA

PTS: 11, New Mexico Highlands (11/5/19)
 REB: 11, 3x, last at Rice (1/23/20)
 AST: 6, 2x, last UTSA (1/15/20)
 STL: 2, 3x, last UAB (2/1/20)
 BKL: 1, 5x, last at UNT (1/25/20)
 FG: 3, New Mexico Highlands (11/5/19)
 FGA: 8, New Mexico (11/19/19)
 3FG: 2, 2x, last LA Tech (1/11/20)
 3FGA: 5, New Mexico (11/19/19)
 FT: 4, New Mexico Highlands (11/5/19)
 FTA: 4, New Mexico Highlands (11/5/19)
 MIN: 36, NM State (11/12/19)

#11 BRYSON WILLIAMS

PTS: 34, UTSA (1/15/20)
 REB: 11, East Central (11/27/19)
 AST: 4, WKU (2/13/20)
 STL: 3, Arkansas-Pine Bluff (12/7/19)
 BKL: 3, LA Tech (1/11/20)
 FG: 15, East Central (11/27/19)
 FGA: 26, at Hawai'i (12/22/19)
 3FG: 4, at NM State (12/3/19)
 3FGA: 6, at Hawai'i (12/22/19)
 FT: 11, UC Irvine (12/17/19)
 FTA: 14, UC Irvine (12/17/19)
 MIN: 42, UTSA (1/15/20)



TEAM COMPARISON



UTEP	CATEGORY	USM
14-14	Record	9-19
66.7	Scoring Offense	66.9
65.9	Scoring Defense	72.5
+0.8	Scoring Margin	-5.6
.423	Field Goal Pct.	.447
.417	Field Goal Pct. Defense	.433
.285	3-Pt. Field Goal Pct.	.311
.304	3-Pt. Field Goal Pct. Defense	.333
6.2	3-Pt. Field Goal/Game	5.3
.754	Free Throw Pct.	.733
18.9	Free Throw Att./Game	14.2
34.4	Rebound Avg.	35.3
-0.7	Rebound Margin	+1.5
12.4	Assists Avg.	14.5
13.9	Turnovers Avg.	14.7
6.0	Steals Avg.	5.9
3.0	Blocks Avg.	2.5

2019-20 STANDINGS



	CONFERENCE	OVERALL
North Texas*	13-3	19-10
WKU*	12-4	19-9
LA Tech*	11-5	20-8
Charlotte*	9-6	15-11
FIU*	8-7	17-11
UAB*	8-8	17-12
Florida Atlantic*	8-8	16-13
Marshall*	8-8	14-15
Old Dominion*	7-8	11-17
UTSA*	6-9	12-16
UTEP	5-10	14-14
Rice	5-10	13-15
Southern Miss	5-10	9-19
Middle Tennessee	3-12	7-21

*Clinched C-USA Championship Berth

UTEP IN THE RANKINGS

TEAM CATEGORY	STAT	NCAA	C-USA
FT Percentage	75.4	42nd	3rd
FT Made	399	128th	2nd
FT Att.	529	182nd	4th
3-Pt. FG Defense	30.4	57th	3rd

INDIVIDUAL NAME	CATEGORY	STAT	NCAA	C-USA
Souley Boum	FT Percentage	87.5	27th	1st
Souley Boum	FT Made	105	142nd	5th
Bryson Williams	FG Percentage	51.2	76th	2nd
Bryson Williams	FG Made	189	43rd	2nd
Bryson Williams	Scoring	18.3	67th	3rd
Bryson Williams	Total Points	513	70th	3rd
Bryson Williams	FT Percentage	82.9	91st	6th
Bryson Williams	FT Made	107	130th	4th

C-USA PLAYER OF THE WEEK [4]
 BRYSON WILLIAMS - DEC. 9, JAN. 20, FEB. 3
 DARYL EDWARDS - FEB. 24

C-USA FRESHMAN OF THE WEEK
 N/A

UTEP'S RECORD WHEN ...

Overall	14-14
Playing at home	12-4
Playing on the road	1-9
Playing on a neutral court	1-1
Playing during the day	0-5
Playing at night	14-9
Playing C-USA foes	45-10
Playing C-USA home games	4-4
Playing C-USA road games	1-6
Playing C-USA neutral games	0-0
Playing non-conference foes	9-4
Playing non-conference home games	8-0
Playing non-conference road games	0-3
Playing non-conference neutral games	1-1
Playing on Mondays	2-0
Playing on Tuesdays	4-1
Playing on Wednesdays	2-1
Playing on Thursdays	3-4
Playing on Fridays	1-0
Playing on Saturdays	2-7
Playing on Sundays	0-1
Playing in November	5-0
Playing in December	4-4
Playing in January	4-5
Playing in February	1-5
Playing in March	0-0
Playing in the Central time zone	1-3
Playing in the Eastern time zone	0-4
Playing in the Mountain time zone	12-5
Playing in the Pacific time zone	0-0
Playing in the Hawaii time zone	1-2
Shooting 50% or better	3-0
Shooting 40% or better	9-8
Shooting less than 40%	2-6
Opponent shoots 50% or better	0-2
Opponent shoots 40% or better	6-10
Opponent shoots less than 40%	8-2
Shooting better than opponent	11-3
Shooting equal or worse than opponent	3-11
Scoring first	7-4
Opponent scores first	7-10
Outrebounding opponents	7-5
Tied or outrebounded	7-9
Ahead at halftime	8-3
Behind at halftime	2-10
Tied at halftime	4-1
Ahead with 5:00 to play	11-4
Behind with 5:00 to play	1-10
Tied with 5:00 to play	2-0
Committing same or less turnovers	9-5
Committing more turnovers	5-9
Having 10 or more steals	2-0
Shooting better than 70% from the line	11-8
Scoring less than 70 points	6-13
Scoring between 70-79 points	5-1
Scoring between 80-89 points	1-0
Scoring between 90-99 points	2-0
Scoring 100 points or more	0-0
Games decided by five points or less	4-8
Games decided by 6-10 points	4-2
Games decided by 11-19 points	4-3
Games decided by 20+ points	2-1
Bench outscores opponent's bench	9-6
Bench is tied or outscored by opponent's	5-8



2019-20 ROSTERS

NUMERICAL

NO.	NAME	POS	HT	WT	CL	EXP	HOMETOWN (HS/PREVIOUS SCHOOL)
0	Souley Boum	G	6-3	163	r-SO	RS	Oakland, Calif. (Oakland Tech HS/San Francisco)
1	Tyodus Verhoeven	F	6-9	225	r-SO	RS	Manteca, Calif. (Manteca HS/Duquesne)
2	Jordan Lathon	G	6-4	190	SO	1L	Grandview, Mo. (Grandview HS)
3	Anthony Tarke	G/F	6-6	220	r-JR	RS	Gaithersburg, Md. (Gaithersburg HS/NJIT)
4	Eric Vila	F	6-11	221	r-JR	TR	Girona, Spain (Northwest Florida State College)
5	Deon Stroud	G	6-5	197	FR	HS	Fresno, Calif. (Trinity International HS)
11	Bryson Williams	F	6-8	228	r-JR	RS	Fresno, Calif. (Roosevelt HS/Fresno State)
12	Jules Williamson	G	6-4	180	FR	HS	Aurora, Ill. (East Aurora HS)
13	Ountae Campbell	G/F	6-4	199	r-SR	1L	Los Angeles, Calif. (Brentwood HS/Fresno State)
15	Kaden Archie	G	6-6	210	SO	TR	Midlothian, Texas (Midlothian HS/TCU)
20	Anieus Medrano	G	5-11	185	JR	TR	Bakersfield, Calif. (Liberty HS/Bakersfield College)
21	Keonte Kennedy *	G	6-5	180	SO	TR	Austin, Texas (Westlake HS/Xavier)
23	Nigel Hawkins	G	6-4	198	SO	1L	Houston, Texas (Cypress Falls HS)
24	Daryl Edwards	G	6-3	185	GR	TR	Fresno, Calif. (Fresno Central HS/LSU)
32	Efe Odigie	F	6-9	255	SO	1L	Houston, Texas (Pro-Vision Academy)
33	Gilles Dekoninck	F	6-6	205	JR	1L	Diest, Belgium (Huntington Prep/Fresno State)
54	Isaiah Rhyanes	C	6-9	229	r-SR	0L	El Paso, Texas (Andress HS/EPCC)

ALPHABETICAL

NO.	NAME	POS	HT	WT	CL	EXP	HOMETOWN (HS/PREVIOUS SCHOOL)
15	Kaden Archie	G	6-6	210	SO	TR	Midlothian, Texas (Midlothian HS/TCU)
0	Souley Boum	G	6-3	163	r-SO	RS	Oakland, Calif. (Oakland Tech HS/San Francisco)
13	Ountae Campbell	G/F	6-4	199	r-SR	1L	Los Angeles, Calif. (Brentwood HS/Fresno State)
33	Gilles Dekoninck	F	6-6	205	JR	1L	Diest, Belgium (Huntington Prep/Fresno State)
24	Daryl Edwards	G	6-3	185	GR	TR	Fresno, Calif. (Fresno Central HS/LSU)
23	Nigel Hawkins	G	6-4	198	SO	1L	Houston, Texas (Cypress Falls HS)
21	Keonte Kennedy *	G	6-5	180	SO	TR	Austin, Texas (Westlake HS/Xavier)
2	Jordan Lathon	G	6-4	190	SO	1L	Grandview, Mo. (Grandview HS)
20	Anieus Medrano	G	5-11	185	JR	TR	Bakersfield, Calif. (Liberty HS/Bakersfield College)
32	Efe Odigie	F	6-9	255	SO	1L	Houston, Texas (Pro-Vision Academy)
54	Isaiah Rhyanes	C	6-9	229	r-SR	0L	El Paso, Texas (Andress HS/EPCC)
5	Deon Stroud	G	6-5	197	FR	HS	Fresno, Calif. (Trinity International HS)
3	Anthony Tarke	G/F	6-6	220	r-JR	RS	Gaithersburg, Md. (Gaithersburg HS/NJIT)
1	Tyodus Verhoeven	F	6-9	225	r-SO	RS	Manteca, Calif. (Manteca HS/Duquesne)
4	Eric Vila	F	6-11	221	r-JR	TR	Girona, Spain (Northwest Florida State College)
11	Bryson Williams	F	6-8	228	r-JR	RS	Fresno, Calif. (Roosevelt HS/Fresno State)
12	Jules Williamson	G	6-4	180	FR	HS	Aurora, Ill. (East Aurora HS)

* - Sitting out 2019-20 season due to NCAA Transfer Rules

HEAD COACH: Rodney Terry (St. Edwards '90)

ASSISTANT COACHES: Kenton Paulino (Texas '08), Nick Matson (VMI '09), Arturo Ormond (Texas-Pan American '91)

DIRECTOR OF BASKETBALL OPERATIONS: Mark Gisbertz (Fresno State '14), **DIR. OF PLAYER PERSONNEL:** Darshawn McClellan (Vanderbilt '11)

PRONUNCIATION GUIDE

SOULEY BOUM – SUE-LAY BOOM

OUNTAE Campbell – ON-TAY

GILLES DEKONINCK – JILES DEE-KON-ICK

Jordan **LATHON** – LAY-THIN

EFE ODIGIE – EF-EE O-DEE-GEE

Isaiah **RHYANES** – RYANS

Anthony **TARKE** – TARK

Tyodus **VERHOEVEN** – VER-WHO-VENN

LETTERMEN RETURNING (5): Ountae Campbell, Gilles Dekoninck, Nigel Hawkins*, Jordan Lathon*, Efe Odigie*

LETTERMEN LOST (5): Evan Gilyard*, Kobe Magee, Paul Thomas*, Kaosi Ezeagu

NEWCOMERS (11): Kaden Archie, Souley Boum^, Daryl Edwards, Keonte Kennedy#, Anieus Medrano, Deon Stroud, Anthony Tarke^, Tyodus Verhoeven^, Eric Vila, Bryson Williams^ and Jules Williamson.

* Denotes starter in 2018-19

^ Denotes sat out in 2018-19 due to NCAA transfer rules

Denotes sitting out 2019-20 season per NCAA transfer rules



2019-20 STATISTICS

2019-20 UTEP Basketball UTEP Combined Team Statistics (as of Feb 22, 2020) All games

RECORD:	OVERALL	HOME	AWAY	NEUTRAL
ALL GAMES	14-14	12-4	1-9	1-1
CONFERENCE	5-10	4-4	1-6	0-0
NON-CONFERENCE	9-4	8-0	0-3	1-1

##	Player	gp-gs	min	avg	Total		3-Point		F-Throw		Rebounds				pf	dq	a	to	blk	stl	pts	avg
					fg-fga	fg%	3fg-fga	3fg%	ft-fa	ft%	off	def	tot	avg								
11	Bryson Williams	28-28	878	31.4	189-369	.512	28-78	.359	107-129	.829	40	157	197	7.0	81	2	25	62	24	20	513	18.3
00	Souley Boum	28-19	864	30.9	104-276	.377	40-149	.268	105-120	.875	18	72	90	3.2	45	0	55	49	2	22	353	12.6
24	Daryl Edwards	28-28	951	34.0	112-265	.423	64-166	.386	33-42	.786	10	44	54	1.9	55	1	52	51	8	13	321	11.5
32	Efe Odigie	26-3	358	13.8	62-123	.504	4-6	.667	33-48	.688	21	81	102	3.9	44	0	9	34	3	10	161	6.2
23	Nigel Hawkins	23-10	456	19.8	31-82	.378	5-25	.200	36-47	.766	6	50	56	2.4	35	0	48	28	8	23	103	4.5
02	Jordan Lathon	26-18	637	24.5	36-129	.279	11-71	.155	27-38	.711	12	96	108	4.2	54	0	72	42	9	24	110	4.2
05	Deon Stroud	20-2	177	8.9	27-63	.429	3-25	.120	18-29	.621	11	9	20	1.0	22	0	4	18	6	5	75	3.8
15	Kaden Archie	21-7	308	14.7	29-65	.446	6-23	.261	14-22	.636	12	16	28	1.3	36	0	14	33	5	10	78	3.7
04	Eric Vila	26-14	531	20.4	25-89	.281	12-55	.218	17-27	.630	26	104	130	5.0	58	1	48	33	5	14	79	3.0
03	Anthony Tarke	14-2	165	11.8	15-40	.375	1-12	.083	6-13	.462	15	41	56	4.0	16	0	8	19	6	10	37	2.6
54	Isaiah Rhyanes	1-0	1	1.0	1-1	1.000	0-0	.000	0-0	.000	0	0	0	0.0	0	0	0	0	0	0	2	2.0
01	Tyodus Verhoeven	26-9	296	11.4	16-26	.615	0-0	.000	3-14	.214	22	24	46	1.8	42	0	11	12	8	18	35	1.3
12	Jules Williamson	1-0	1	1.0	0-0	.000	0-0	.000	0-0	.000	0	0	0	0.0	0	0	0	0	0	0	0	0.0
20	Anieus Medrano	1-0	1	1.0	0-0	.000	0-0	.000	0-0	.000	0	1	1	1.0	0	0	0	0	0	0	0	0.0
13	Ountae Campbell	1-0	1	1.0	0-0	.000	0-0	.000	0-0	.000	0	0	0	0.0	0	0	1	0	0	0	0	0.0
Team													33	43	76		2		9			
Total.....		28	5625		647-1528	.423	174-610	.285	399-529	.754	226	738	964	34.4	490	4	347	390	84	169	1867	66.7
Opponents.....		28	5625		649-1556	.417	175-575	.304	373-529	.705	258	727	985	35.2	500	-	298	392	69	170	1846	65.9

TEAM STATISTICS	UTEP	OPP	Date	Opponent	Score	Att.
SCORING	1867	1846	11/05/19	NEW MEXICO HIGHLANDS	w 93-70	3738
Points per game	66.7	65.9	11/12/19	NM STATE	w 65-50	8993
Scoring margin	+0.8	-	11/15/19	ENMU	w 71-57	4476
FIELD GOALS-ATT	647-1528	649-1556	11/19/19	NEW MEXICO	w 66-63	6171
Field goal pct	.423	.417	11/27/19	EAST CENTRAL	w 91-71	5531
3 POINT FG-ATT	174-610	175-575	12/03/19	at New Mexico St.	L 56-59	7048
3-point FG pct	.285	.304	12/07/19	ARKANSAS-PINE BLUFF	w 59-50	4928
3-pt FG made per game	6.2	6.3	12/16/19	NORTH CAROLINA A&T	w 72-54	5969
FREE THROWS-ATT	399-529	373-529	12/17/19	UC IRVINE	w 67-61	6934
Free throw pct	.754	.705	12/19/19	at Houston	L 57-77	6470
F-Throws made per game	14.3	13.3	12/22/19	at Hawaii	L 63-67	6179
REBOUNDS	964	985	12/23/19	vs Ball St.	w 71-70	5757
Rebounds per game	34.4	35.2	12/25/19	vs Boise St.	L 67-72	5608
Rebounding margin	-0.7	-	* 1/2/20	at FIU	L 67-69	525
ASSISTS	347	298	*N 1/4/20	at Florida Atlantic	L 56-59	830
Assists per game	12.4	10.6	* 01/09/20	USM	w 76-64	4622
TURNOVERS	390	392	* 01/11/20	LA TECH	L 61-64	5731
Turnovers per game	13.9	14.0	* 01/15/20	UTSA	Wot 80-77	4442
Turnover margin	+0.1	-	* 01/18/20	at UTSA	L 70-86	1684
Assist/turnover ratio	0.9	0.8	* 01/23/20	at Rice	w 72-64	1518
STEALS	169	170	* 01/25/20	at North Texas	L 57-67	4092
Steals per game	6.0	6.1	* 01/30/20	MT	w 67-66	4471
BLOCKS	84	69	* 02/01/20	UAB	L 55-69	6234
Blocks per game	3.0	2.5	* 02/06/20	at Charlotte	L 64-68	2828
ATTENDANCE	85307	49359	* 2/8/20	at Old Dominion	L 53-72	6820
Home games-Avg/Game	16-5332	10-3799	* 02/13/20	WKU	L 62-67	4504
Neutral site-Avg/Game	-	2-5682	* 02/15/20	MARSHALL	L 61-71	4424
			* 02/22/20	RICE	w 68-62	4139

Score by Periods	1st	2nd	OT	Totals
UTEP	856	999	12	1867
Opponents	893	944	9	1846

* - Conference game



2019-20 C-USA ONLY STATISTICS

2019-20 UTEP Basketball UTEP Combined Team Statistics (as of Feb 22, 2020) Conference games only

RECORD:	OVERALL	HOME	AWAY	NEUTRAL
ALL GAMES	5-10	4-4	1-6	0-0
CONFERENCE	5-10	4-4	1-6	0-0
NON-CONFERENCE	0-0	0-0	0-0	0-0

#	Player	gp-gs	min	avg	Total		3-Point		F-Throw		Rebounds				pf	dq	a	to	blk	stl	pts	avg
					fg-fga	fg%	3fg-fga	3fg%	ft-fga	ft%	off	def	tot	avg								
11	Bryson Williams	15-15	515	34.3	100-211	.474	10-47	.213	52-63	.825	28	87	115	7.7	49	2	15	31	13	12	262	17.5
00	Souley Boum	15-6	480	32.0	58-154	.377	22-84	.262	68-80	.850	11	39	50	3.3	24	0	30	20	1	10	206	13.7
24	Daryl Edwards	15-15	517	34.5	68-160	.425	41-100	.410	17-23	.739	5	18	23	1.5	33	1	31	21	4	6	194	12.9
32	Efe Odigie	13-3	183	14.1	28-58	.483	3-5	.600	11-14	.786	7	48	55	4.2	17	0	2	21	1	8	70	5.4
23	Nigel Hawkins	11-10	265	24.1	17-44	.386	1-13	.077	22-30	.733	3	38	41	3.7	21	0	22	18	4	5	57	5.2
05	Deon Stroud	13-2	119	9.2	17-42	.405	1-16	.063	12-18	.667	6	5	11	0.8	14	0	3	13	5	3	47	3.6
15	Kaden Archie	12-7	177	14.8	14-35	.400	4-14	.286	7-9	.778	6	11	17	1.4	21	0	8	18	3	5	39	3.3
04	Eric Vila	14-8	273	19.5	11-43	.256	7-32	.219	7-12	.583	13	61	74	5.3	34	1	24	14	3	8	36	2.6
02	Jordan Lathon	13-5	286	22.0	9-50	.180	2-32	.063	11-17	.647	6	45	51	3.9	23	0	35	21	5	11	31	2.4
03	Anthony Tarke	6-2	67	11.2	4-17	.235	0-7	.000	2-4	.500	4	17	21	3.5	4	0	5	7	2	4	10	1.7
01	Tyodus Verhoeven	13-2	143	11.0	8-13	.615	0-0	.000	1-4	.250	11	9	20	1.5	21	0	4	6	3	9	17	1.3
Team											19	25	44		2		7					
Total.....		15	3025		334-827	.404	91-350	.260	210-274	.766	119	403	522	34.8	263	4	179	197	44	81	969	64.6
Opponents.....		15	3025		360-844	.427	101-323	.313	204-280	.729	130	412	542	36.1	264	-	171	182	34	86	1025	68.3

TEAM STATISTICS	UTEP	OPP	Date	Opponent	Score	Att.
SCORING	969	1025	* 1/2/20	at FIU	L 67-69	525
Points per game	64.6	68.3	*N 1/4/20	at Florida Atlantic	L 56-59	830
Scoring margin	-3.7	-	* 01/09/20	USM	W 76-64	4622
FIELD GOALS-ATT	334-827	360-844	* 01/11/20	LA TECH	L 61-64	5731
Field goal pct	.404	.427	* 01/15/20	UTSA	Wot 80-77	4442
3 POINT FG-ATT	91-350	101-323	* 01/18/20	at UTSA	L 70-86	1684
3-point FG pct	.260	.313	* 01/23/20	at Rice	W 72-64	1518
3-pt FG made per game	6.1	6.7	* 01/25/20	at North Texas	L 57-67	4092
FREE THROWS-ATT	210-274	204-280	* 01/30/20	MT	W 67-66	4471
Free throw pct	.766	.729	* 02/01/20	UAB	L 55-69	6234
F-Throws made per game	14.0	13.6	* 02/06/20	at Charlotte	L 64-68	2828
REBOUNDS	522	542	* 2/8/20	at Old Dominion	L 53-72	6820
Rebounds per game	34.8	36.1	* 02/13/20	WKU	L 62-67	4504
Rebounding margin	-1.3	-	* 02/15/20	MARSHALL	L 61-71	4424
ASSISTS	179	171	* 02/22/20	RICE	W 68-62	4139
Assists per game	11.9	11.4				
TURNOVERS	197	182				
Turnovers per game	13.1	12.1				
Turnover margin	-1.0	-				
Assist/turnover ratio	0.9	0.9				
STEALS	81	86				
Steals per game	5.4	5.7				
BLOCKS	44	34				
Blocks per game	2.9	2.3				
ATTENDANCE	38567	18297				
Home games-Avg/Game	8-4821	7-2614				
Neutral site-Avg/Game	-	0-0				

Score by Periods	1st	2nd	OT	Totals
UTEP	433	524	12	969
Opponents	514	502	9	1025



2019-20 RESULTS

OPPONENT	DATE	SCORE	ATT	POINTS	REBOUNDS	ASSISTS	STEALS	BLOCKED SHOTS
(November 5-0)								
NMHU	11/5/19	W, 93-70	3738	20-Odigie	11-Vila	6-Vila	2-Stroud	2-Williams/Edwards
NM State	11/12/19	W, 65-50	8993	19-Williams	8-Williams	3-Vila/Odigie/Lathon	3-Lathon	1-Lathon/Edwards/Hawkins
ENMU	11/15/19	W, 71-57	4476	14-Stroud	6-Tarke/Odigie	4-Edwards/Lathon	1-3 Players	1-5 Players
New Mexico	11/19/19	W, 66-63	6171	18-Edwards	7-Odigie	4-Boum/Edwards	3-Edwards	1-Lathon/Odigie
East Central	11/27/19	W, 91-71	5531	33-Williams	11-Williams	8-Hawkins	6-Hawkins	2-2 Players
(December 4-4)								
at NM State	12/3/19	L, 56-59	7048	27-Williams	9-Williams	3-Boum	2-Boum	1-2 Players
Arkansas-Pine Bluff	12/7/19	W, 59-50	4928	19-Williams	7-Williams	4-Lathon	4-Verhoeven	1-2 Players
NC A&T §	12/16/19	W, 72-54	5969	26-Boum	10-Williams	4-Lathon/Edwards	1-4 players	1-3 Players
UC Irvine §	12/17/19	W, 67-61	6934	22-Williams	5-Verhoeven/Lathon	6-Lathon	2-Lathon/Boum	2-Verhoeven
at Houston	12/19/19	L, 57-77	6470	17-Williams	7-Williams/Odigie	5-Hawkins	2-Hawkins	1-4 Players
at Hawai'i #	12/22/19	L, 63-67	6179	33-Williams	6-Lathon	3-Boum	2-Tarke/Williams	2-Hawkins
vs. Ball State #	12/23/19	W, 71-70	5757	16-Williams	6-Tarke/Williams	3-Hawkins/Archie	3-Tarke	1-2 Players
vs. Boise State #	12/25/19	L, 67-72	5608	14-Edwards	8-Tarke	3-Lathon	3-Lathon	2-2 Players
(January 4-5)								
at FIU *	1/2/20	L, 67-69	525	20-Edwards	9-Williams	5-Vila	2-Tarke	1-5 Players
at Florida Atlantic *	1/4/20	L, 56-59	830	13-Williams/Odigie	10-Williams	2-Hawkins	2-Tarke/Vila	1-2 Players
Southern Miss *	1/9/20	W, 76-64	4622	26-Boum	11-Vila	4-Hawkins	1-4 Players	1-2 Players
LA Tech *	1/11/20	L, 61-64	5731	17-Williams	9-Lathon	3-Edwards	2-Williams	3-Williams
UTSA *	1/15/20	W, 80-77ot	4442	34-Williams	10-Williams	6-Vila	2-Williams	1-2 players
at UTSA *	1/18/20	L, 86-70	1684	21-Williams	7-Williams	5-Edwards	2-3 Players	2-Williams
at Rice *	1/23/20	W, 72-64	1518	27-Boum	11-Vila	2-Williams	1-3 Players	2-Stroud
at North Texas *	1/25/20	L, 57-67	4092	21-Boum	6-Williams	4-Lathon	1-Verhoeven	2-Williams
Middle Tennessee *	1/30/20	W, 67-66	4471	28-Williams	10-Williams/Odigie	4-Hawkins	1-6 players	2-Williams/Hawkins
(February 1-5)								
UAB *	2/1/20	L, 55-69	6234	26-Williams	8-Williams	3-Lathon	3-Odigie	1-3 Players
at Charlotte *	2/6/20	L, 64-68	2828	24-Edwards	6-3 Players	6-Lathon	2-Boum/Edwards	1-Williams/Lathon
at ODU *	2/8/20	L, 53-72	6820	16-Edwards/Williams	11-Lathon	4-Lathon/Boum	2-Williams	2-Williams
WKU *	2/13/20	L, 62-67	4504	21-Boum	8-Boum/Williams	5-Lathon	3-Lathon	2-Lathon
Marshall *	2/15/20	L, 61-71	4424	23-Williams	10-Boum	2-4 Players	4-Verhoeven	1-Verhoeven
Rice *	2/22/20	W, 68-62	4139	34-Edwards	7-Lathon	7-Boum	1-5 Players	1-Edwards

§ WestStar Bank Don Haskins Sun Bowl Invitational

Diamond Head Classic

* Conference USA game



2019-20 GAME-BY-GAME STATISTICS

OPPONENT	W/L	PTS	1ST/2ND/OT	BENCH	FG-FGA	FG%	3FG	3FG%	FT-FTA	FT%	OF	DE	TOT	PF	A	TO	BLK	S
@ UTEP	W	93	44/49	36	31-55	.564	6-14	.429	25-32	.781	11	31	42	18	15	20	5	4
NMHU		70	24/46	16	21-58	.362	11-31	.355	17-22	.773	9	19	28	30	7	20	2	9
@ UTEP	W	65	28/37	34	23-49	.469	3-13	.231	16-21	.762	6	27	33	16	11	12	3	8
NM State		50	25/25	28	21-57	.368	6-26	.231	2-11	.182	15	25	40	17	9	16	0	5
@ UTEP	W	71	38/33	29	26-54	.481	7-22	.318	12-20	.600	11	35	46	15	16	17	5	3
ENMU		57	22/35	14	18-52	.346	5-13	.385	16-24	.667	3	20	23	23	5	14	2	7
@ UTEP	W	66	30/36	14	24-56	.429	7-28	.250	11-13	.846	6	25	31	21	14	16	2	9
UNM		63	30/33	14	19-49	.388	5-19	.263	20-31	.645	9	27	36	14	7	18	2	7
@ UTEP	W	91	36/55	43	34-65	.523	5-20	.250	18-25	.720	11	24	35	14	17	10	4	13
ECU		71	30/41	26	23-55	.418	7-21	.333	18-21	.857	9	24	33	23	9	22	3	5
UTEP	L	56	23/33	4	18-46	.391	6-23	.261	14-15	.933	3	25	28	18	10	15	2	5
@ NM State		59	27/32	25	21-54	.389	5-19	.263	12-17	.706	11	25	36	13	10	14	3	7
@ UTEP	W	59	35/24	24	19-44	.432	4-17	.235	17-22	.773	5	21	26	13	17	13	2	12
UAPB		50	34/16	10	18-42	.429	6-14	.429	8-10	.800	5	22	27	18	5	21	1	7
@ UTEP	W	72	37/35	11	22-47	.468	13-27	.481	15-25	.600	8	35	43	19	18	15	3	4
NC A&T §		54	29/25	16	20-58	.345	4-18	.222	10-17	.588	9	23	32	18	9	7	3	8
@ UTEP	W	67	30/37	12	17-51	.333	5-15	.333	28-36	.778	10	17	27	16	10	9	2	5
UC Irvine §		61	30/31	18	23-54	.426	6-21	.286	9-11	.818	15	29	44	25	10	22	3	2
UTEP	L	57	27/30	18	20-61	.328	8-25	.320	9-14	.643	10	24	34	17	9	13	4	4
@ Houston		77	37/40	20	29-66	.439	6-12	.500	13-21	.619	16	33	49	17	17	12	11	6
UTEP	L	63	37/26	8	25-59	.424	6-20	.300	7-8	.875	6	24	30	24	11	17	3	8
@ Hawai'i #		67	31/36	24	26-53	.491	3-13	.231	12-25	.480	8	26	34	12	16	15	2	8
UTEP	W	71	31/40	31	27-53	.509	6-16	.375	11-15	.733	12	25	37	15	9	23	2	5
vs. Ball State #		70	31/39	20	23-54	.426	6-25	.240	18-21	.857	7	14	21	17	10	16	3	9
UTEP	L	67	27/40	26	27-61	.443	7-20	.350	6-9	.667	8	22	30	20	11	13	2	8
vs. Boise State #		72	29/43	17	27-60	.450	4-20	.200	14-18	.778	13	28	41	11	13	13	0	4
UTEP	L	67	26/41	19	27-62	.435	6-21	.286	7-11	.636	14	29	43	22	16	17	5	6
at FIU *		69	36/33	20	24-57	.421	9-21	.429	12-23	.522	12	25	37	14	15	14	5	8
UTEP	L	56	31/25	21	19-44	.432	3-16	.188	15-21	.714	6	31	37	18	5	19	2	4
at Florida Atlantic *		59	28/31	15	20-59	.339	6-28	.214	13-15	.867	9	23	32	23	12	11	2	8
UTEP	W	76	30/46	35	19-47	.404	4-23	.174	34-37	.919	8	31	39	17	9	14	2	4
Southern Miss *		64	28/36	10	22-60	.367	6-18	.333	14-17	.824	8	23	31	24	8	11	0	9
at UTEP	L	61	28/33	21	17-45	.378	7-25	.280	20-23	.870	6	27	33	16	11	17	4	4
LA Tech *		64	34/30	9	22-52	.423	4-18	.222	16-22	.727	7	27	31	17	8	10	2	8
at UTEP	W [ot]	80	28/40/12	14	27-66	.409	10-33	.303	16-18	.889	10	29	39	13	19	13	2	5
UTSA *		77	42/40/9	8	30-68	.441	8-25	.320	9-10	.900	9	30	39	19	12	13	2	5
UTEP	L	70	31/39	31	25-70	.357	6-32	.188	14-20	.700	6	26	32	24	10	11	4	8
at UTSA *		86	48/38	31	29-60	.483	6-20	.300	22-26	.846	8	39	47	19	12	15	0	4
UTEP	W	72	36/36	35	24-53	.453	5-28	.179	19-25	.760	7	30	37	17	9	7	4	3
at Rice *		64	34/30	31	20-55	.364	10-34	.294	14-20	.700	8	27	35	19	13	6	0	3
UTEP	L	57	27/30	27	19-44	.432	5-19	.263	14-16	.875	5	23	28	21	7	13	3	1
at North Texas *		67	38/29	14	21-48	.438	4-11	.364	21-23	.913	6	21	27	14	8	6	1	6
UTEP	W	67	34/33	22	26-63	.413	4-14	.286	11-16	.688	9	26	35	15	14	8	4	6
Middle Tennessee *		66	34/32	31	24-51	.471	6-18	.333	12-21	.571	6	31	37	18	11	15	3	3
UTEP	L	55	27/28	16	19-46	.413	5-16	.313	12-19	.632	6	23	29	18	12	16	3	7
UAB *		69	27/42	15	27-50	.540	2-11	.182	13-19	.684	4	24	28	17	7	15	3	4
UTEP	L	64	36/28	6	24-57	.421	9-26	.346	7-9	.778	3	21	24	15	14	6	2	8
at Charlotte *		68	31/37	16	27-49	.563	5-15	.333	9-16	.563	5	29	34	12	17	14	4	5
UTEP	L	53	25/28	13	21-55	.382	6-22	.273	5-7	.714	9	25	34	17	14	17	3	4
at ODU *		72	34/38	15	26-62	.419	6-21	.286	14-18	.778	14	27	41	13	14	11	4	7
at UTEP	L	62	29/33	4	25-61	.410	4-27	.148	8-12	.667	9	25	34	15	15	13	4	8
WKU *		67	32/35	12	22-52	.423	9-21	.429	14-19	.737	8	29	37	15	9	14	0	9
at UTEP	L	61	26/35	3	21-60	.350	5-20	.250	14-21	.667	13	27	40	14	9	17	1	8
Marshall *		71	36/35	31	25-59	.424	12-31	.387	9-12	.750	9	32	41	22	17	18	4	3
at UTEP	W	68	19/49	0	21-54	.389	12-28	.429	14-19	.737	8	30	38	21	15	9	1	5
Rice *		62	32/30	15	21-62	.339	8-31	.258	12-19	.632	17	28	45	18	8	9	4	4

§ WestStar Bank Don Haskins Sun Bowl Invitational

Diamond Head Classic

* Conference USA game



2019-20 GAME-BY-GAME (PTS, REB, AST)

OPPONENT	DATE	SCORE	W/L	0 BOUM	1 VERHOEVEN	2 LATHON	3 TARKE	4 VILA	5 STROUD	11 WILLIAMS	12 WILLIAMSON
NMHU	11/5/19	93-70	W	15-1-3	0-1-0	7-6-5	2-3-0	11-11-6	4-3-0	17-7-0	DNP
NM State	11/12/19	65-50	W	7-4-0	2-3-0	13-4-3	DNP	7-6-3	DNP	19-8-0	DNP
ENMU	11/15/19	71-57	W	11-4-4	4-3-0	9-4-4	2-6-0	6-5-1	14-4-0	12-3-1	0-0-0
UNM	11/19/19	66-63	W	10-4-4	0-0-0	10-4-2	DNP	5-4-3	0-0-1	9-5-0	DNP
ECU	11/27/19	91-71	W	4-3-2	4-0-1	0-4-1	9-8-0	0-3-2	5-1-0	33-11-1	DNP
at NM State	12/3/19	56-59	L	11-2-3	0-0-0	5-5-2	DNP	0-6-2	DNP	27-9-1	DNP
UAPB	12/7/19	59-50	W	9-3-1	2-3-0	0-3-4	DNP	5-3-3	DNP	19-7-3	DNP
NC A&T §	12/16/19	72-54	W	26-7-3	2-4-3	3-6-4	1-2-0	2-2-2	0-1-0	21-10-1	DNP
UC Irvine §	12/17/19	67-61	W	11-2-1	1-5-0	13-5-6	DNP	1-3-0	DNP	22-3-2	DNP
at Houston	12/19/19	57-77	L	13-3-0	0-2-1	3-2-1	0-0-0	0-3-0	5-0-0	17-7-1	-
at Hawai'i #	12/22/19	63-67	L	10-2-3	0-3-1	0-6-2	2-2-0	2-5-1	DNP	33-5-0	-
vs. Ball State #	12/23/19	71-70	W	9-3-0	3-2-1	6-4-0	6-6-2	DNP	0-0-0	16-6-0	-
vs. Bosie St. #	12/25/19	67-72	L	11-2-1	0-0-0	10-4-3	5-8-1	4-5-1	DNP	6-1-0	-
at FIU *	1/2/20	67-69	L	5-7-3	0-0-0	-	2-8-1	5-6-5	10-4-0	12-9-0	DNP
at FAU *	1/4/20	56-59	L	2-2-1	0-0-0	-	4-3-1	1-3-1	2-0-0	13-10-0	DNP
Southern Miss*	1/9/20	76-64	W	26-0-0	DNP	0-3-2	-	6-11-2	3-0-0	20-9-0	DNP
LA Tech*	1/11/20	61-64	L	12-1-1	DNP	3-9-2	-	6-7-2	DNP	17-5-1	DNP
UTSA*	1/15/20	80-77ot	W	7-1-4	DNP	0-0-0	-	6-7-6	0-1-0	34-10-0	DNP
at UTSA*	1/18/20	70-86	L	18-2-1	4-1-0	1-2-2	-	4-6-1	2-1-0	21-7-0	DNP
at Rice*	1/23/20	72-64	W	27-5-1	4-2-0	0-1-1	DNP	0-11-1	4-0-0	3-6-2	-
at UNT*	1/25/20	57-67	L	21-3-0	0-0-1	2-5-4	2-3-0	3-4-2	2-0-0	18-6-0	-
MT*	1/30/20	67-66	W	5-2-3	0-2-0	0-1-2	DNP	0-1-0	7-0-1	28-10-2	DNP
UAB*	2/1/20	55-69	L	10-0-0	0-0-0	0-2-3	DNP	3-6-2	5-0-1	26-8-1	DNP
at Charlotte*	2/6/20	64-68	L	20-1-0	0-0-0	4-6-3	DNP	0-6-2	DNP	8-6-1	-
at ODU*	2/8/20	53-72	L	4-2-4	0-2-0	2-11-4	0-2-0	2-2-0	6-2-1	16-9-2	-
WKU*	2/13/20	62-67	L	21-8-3	4-2-0	4-4-5	2-5-2	DNP	6-1-0	13-8-4	DNP
Marshall*	2/15/20	61-71	L	12-10-2	4-5-1	4-4-5	DNP	0-0-0	0-0-0	23-6-2	DNP
Rice*	2/22/20	68-62	W	16-6-7	0-3-1	8-7-2	0-0-1	0-4-0	0-2-0	10-6-0	DNP

OPPONENT	DATE	SCORE	W/L	13 CAMPBELL	15 ARCHIE	20 MEDRANO	23 HAWKINS	24 EDWARDS	32 ODIGIE	54 RHYANES
NHHU	11/5/19	93-70	W	DNP	-	DNP	-	17-2-1	20-6-0	DNP
NM State	11/12/19	65-50	W	DNP	-	DNP	4-0-0	8-3-2	5-3-3	DNP
ENMU	11/15/19	71-57	W	0-0-1	-	0-0-0	1-3-2	4-1-3	6-6-0	2-0-0
UNM	11/19/19	66-63	W	DNP	-	DNP	2-1-0	18-3-4	12-7-0	DNP
ECU	11/27/19	91-71	W	DNP	7-0-1	DNP	12-2-8	11-2-0	6-1-1	DNP
at NM State	12/3/19	56-59	L	DNP	0-0-0	DNP	2-1-1	9-1-0	2-1-1	DNP
UAPB	12/7/19	59-50	W	DNP	5-2-1	DNP	7-0-3	5-4-2	7-0-0	DNP
NC A&T §	12/16/19	72-54	W	DNP	2-1-0	DNP	5-1-1	9-3-4	1-4-0	DNP
UC Irvine §	12/17/19	67-61	W	DNP	1-1-0	DNP	2-0-0	8-4-1	8-4-0	DNP
at Houston	12/19/19	57-77	L	DNP	0-0-0	-	9-5-3	6-2-1	4-7-0	DNP
at Hawai'i #	12/22/19	63-67	L	DNP	2-0-0	-	0-1-1	12-1-2	2-2-1	DNP
vs. Ball State #	12/23/19	71-70	W	DNP	11-5-3	-	2-2-3	6-4-0	12-4-0	DNP
vs. Bosie St. #	12/25/19	67-72	L	DNP	11-2-1	-	0-1-2	14-1-1	6-2-1	DNP
at FIU *	1/2/20	67-69	L	DNP	2-1-0	-	9-4-4	20-0-3	2-2-0	DNP
at FAU *	1/4/20	56-59	L	DNP	9-2-0	-	10-7-2	2-2-0	13-5-0	DNP
Southern Miss*	1/9/20	76-64	W	DNP	9-3-1	DNP	6-5-4	6-1-0	0-4-0	DNP
LA Tech*	1/11/20	61-64	L	DNP	2-2-1	DNP	4-0-1	9-3-3	8-3-0	DNP
UTSA*	1/15/20	80-77ot	W	DNP	5-1-3	DNP	7-8-2	18-2-3	2-3-0	DNP
at UTSA*	1/18/20	70-86	L	DNP	6-1-0	-	5-2-1	3-2-5	6-5-0	DNP
at Rice*	1/23/20	72-64	W	DNP	4-1-1	-	8-4-1	22-2-1	-	DNP
at UNT*	1/25/20	57-67	L	DNP	0-1-0	-	4-1-0	5-2-0	DNP	DNP
MT*	1/30/20	67-66	W	DNP	2-1-0	DNP	4-5-4	6-1-2	15-10-0	DNP
UAB*	2/1/20	55-69	L	DNP	0-1-1	DNP	0-4-1	5-1-2	6-5-1	DNP
at Charlotte*	2/6/20	64-68	L	DNP	-	-	0-1-2	24-1-3	6-6-0	DNP
at ODU*	2/8/20	53-72	L	DNP	-	-	DNP	16-1-3	7-1-0	DNP
WKU*	2/13/20	62-67	L	DNP	DNP	DNP	DNP	10-1-1	2-2-0	DNP
Marshall*	2/15/20	61-71	L	DNP	0-0-0	DNP	DNP	14-3-2	3-9-0	DNP
Rice*	2/22/20	68-62	W	DNP	0-3-1	DNP	DNP	34-1-3	0-0-0	DNP

§ WestStar Bank Don Haskins Sun Bowl Invitational

Diamond Head Classic

* Conference USA game



LARGEST LEAD & LARGEST DEFICIT

DATE	OPPONENT	RESULT	LARGEST LEAD	LARGEST DEFICIT	TIMES TIED	LEAD CHANGES
Nov. 5	NMHU	W, 93-70	25 (89-64, 1:46 2nd)	1 (8-7, 14:01 1st)	0	2
Nov. 12	NM State	W, 65-50	15 (65-50, 0:03 2nd)	3 (11-8, 14:07 1st)	2	4
Nov. 15	ENMU	W, 71-57	19 (36-17, 2:42 1st)	3 (8-5, 17:10 1st)	2	3
Nov. 19	New Mexico	W, 66-63	9 (10-1, 14:58 1st)	2 (14-12, 9:29 1st)	8	11
Nov. 27	ECU	W, 91-71	27 (two times)	N/A	0	0
Dec. 3	at NM State	L, 56-59	5 (two times)	7 (three times)	6	4
Dec. 7	Arkansas-Pine Bluff	W, 59-50	13 (29-16, 04:42 1st)	4 (13-9, 10:42 1st)	4	2
Dec. 16	North Carolina A&T §	W, 72-54	21 (57-36, 12:16 2nd)	2 (26-24, 5:03 1st)	2	4
Dec. 17	UC Irvine §	W, 67-61	10 (52-42, 11:52 2nd)	6 (6-0, 17:26 1st)	6	3
Dec. 19	at Houston	L, 57-77	N/A	23 (73-50, 2:17 2nd)	2	0
Dec. 22	at Hawai'i #	L, 63-67	9 (42-33, 18:18 2nd)	4 (64-60, 0:37 2nd)	11	8
Dec. 23	vs. Ball State #	W, 71-70	9 (17-9, 11:54 1st)	7 (45-38, 14:22 2nd)	7	7
Dec. 25	vs. Boise State #	L, 67-72	6 (14-8, 11:44 1st)	9 (29-20, 1:39 1st)	2	4
Jan. 1	at FIU *	L, 67-69	3 (63-60, 5:19 2nd)	12 (23-11, 7:14 1st)	7	4
Jan. 4	at Florida Atlantic *	L, 56-59	7 (53-46, 4:36 2nd)	8 (24-16, 5:45 1st)	11	6
Jan. 9	Southern Miss *	W, 76-64	12 (74-62, 0:30 2nd)	4 (7-3, 17:25 1st)	8	10
Jan. 11	LA Tech *	L, 61-64	7 (48-41, 10:59 2nd)	10 (38-28, 19:13 2nd)	2	6
Jan. 15	UTSA *	W, 80-77 ot	5 (79-74, 0:50 OT)	24 (54-30, 14:43 2nd)	6	11
Jan. 18	at UTSA *	L, 70-86	N/A	23 (62-39, 12:56 2nd)	1	0
Jan. 23	at Rice *	W, 72-64	8 (70-62, 0:08 2nd)	4 (34-30, 3:09 1st)	11	15
Jan. 25	at North Texas *	L, 57-67	3 (5-2, 17:40 1st)	16 (52-36, 11:51 2nd)	4	1
Jan. 30	Middle Tennessee *	W, 67-66	6 (67-61, 00:16 2nd)	13 (22-9, 13:45 1st)	8	11
Feb. 1	UAB *	L, 55-69	4 (17-13, 9:23 1st)	17 (69-52, 00:35 2nd)	7	13
Feb. 6	at Charlotte *	L, 64-68	10 (16-6, 13:11 1st)	7 (63-56, 4:02 2nd)	2	2
Feb. 8	at ODU *	L, 53-72	3 (23-20, 6:18 1st)	19 (72-53, 00:33 2nd)	2	7
Feb. 13	WKU *	L, 62-67	3 (3-0, 18:34 1st)	13 (24-11, 9:10 2nd)	1	3
Feb. 15	Marshall *	L, 61-71	8 (11-3, 14:10 1st)	13 (48-35, 14:29 2nd)	3	2
Feb. 22	Rice *	W, 68-62	10 (64-54, 2:50 2nd)	19 (44-25, 15:50 2nd)	6	9

§ WestStar Bank Don Haskins Sun Bowl Invitational

Diamond Head Classic

* Conference USA game

HIGHS & LOWS

- 2019-20 UTEP HIGHS -

1st Half Points	44 NMHU (11-5-19)
2nd Half Points	55 ECU (11-27-19)
Total Points	93 NMHU (11-5-19)
Field Goals	34 ECU (11-27-19)
Field Goals Att.	70 at UTSA (1-18-20)
Field Goal Pct.	.564 NMHU (11-5-19)
3pt Field Goals	13 NC A&T (12-16-19)
3pt Field Goals Att.	33 UTSA (1-15-20)
3pt Field Goal Pct.	.481 NC A&T (12-16-19)
Free Throws Made	34 Southern Miss (1-9-20)
Free Throws Att.	37 Southern Miss (1-9-20)
FT Pct.	.933 (14-15) at NM State (12-3-19)
Off. Rebounds	14, at FIU (1-2-20)
Def. Rebounds	35, 2x last NC A&T (12-16-19)
Total Rebounds	46 ENMU (11-15-19)
Assists	19 UTSA (1-15-20)
Steals	13 ECU (11-27-19)
Blocked Shots	5, three times, last at FIU (1-2-20)
Turnovers	23 vs. Ball State (12-23-19)
Fouls	24, two times

- 2019-20 UTEP LOWS -

1st Half Points	19, Rice (2-22-20)
2nd Half Points	24 UAPB (12-7-19)
Total Points	53, at ODU (2-8-20)
Field Goals	17, two times, last LA Tech (1-11-20)
Field Goals Att.	44, three times, last at UNT (1-25-20)
Field Goal Pct.	.328 at Houston (12-19-19)
3pt Field Goals	3, two times, last at FAU (1-4-20)
3pt Field Goals Att.	13 NM State (11-12-19)
3pt Field Goal Pct.	.148 WKU (2-13-20)
Free Throws made	5 at ODU (2-8-20)
Free Throws Att.	5 at ODU (2-8-20)
FT Pct.	.600, two times
Off. Rebounds	3, two times
Def. Rebounds	24 ECU (11-27-19)
Total Rebounds	26 UAPB (12-7-19)
Assists	5, at FAU (1-4-20)
Steals	3 ENMU (11-15-19)
Blocked Shots	1, two times
Turnovers	6 at Charlotte (2-6-20)
Fouls	13, two times, last UTSA (1-15-20)

- 2019-20 OPPONENT HIGHS -

1st Half Points	42 by UTSA (1-15-20)
2nd Half Points	46 by NMHU (11-5-19)
Total Points	86 at UTSA (1-18-20)
Field Goals	30, by UTSA (1-15-20)
Field Goals Att.	68, by UTSA (1-15-20)
Field Goal Pct.	.551 by Charlotte (2-6-20)
3pt Field Goals	12 by Marshall (2-15-20)
3pt Field Goals Att.	34 by Rice (1-23-20)
3pt Field Goal Pct.	.500 by Houston (12-19-19)
Free Throws Made	22 at UTSA (1-18-20)
Free Throws Att.	31 by New Mexico (11-19-19)
FT Pct.	.913, by North Texas (1-25-20)
Off. Rebounds	16 by Houston (12-19-19)
Def. Rebounds	33, two times
Total Rebounds	49 by Houston (12-19-19)
Assists	17, three teams, last Marshall (12-19-19)
Steals	9, four times
Blocked Shots	11, by Houston (12-19-19)
Turnovers	22, two times
Fouls	30 by NMHU (11-5-19)

- 2019-20 OPPONENT LOWS -

1st Half Points	22 by ENMU (11-15-19)
2nd Half Points	16 by UAPB (12-7-19)
Total Points	50, two times
Field Goals	18, two times
Field Goals Att.	42 by UAPB (12-7-19)
Field Goal Pct.	.339, two times, last by Rice (2-22-20)
3pt Field Goals	2 by UAB (2-1-20)
3pt Field Goals Att.	11, two times, last by UAB (2-1-20)
3pt Field Goal Pct.	.182 by UAB (2-1-20)
Free Throws	2 by NM State (11-12-19)
Free Throws Att.	10, two times
FT Pct.	.182 by NM State (11-12-19)
Off. Rebounds	3 by ENMU (11-15-19)
Def. Rebounds	14 by Ball State (12-24-19)
Total Rebounds	21 by Ball State (12-23-19)
Assists	5, two times, last by UAPB (12-7-19)
Steals	2, UC Irvine (12-17-19)
Blocked Shots	0, six times
Turnovers	6, two times, last by UNT (1-25-20)
Fouls	11 by Boise State (12-25-19)

2019-20 MARGIN OF VICTORY/DEFEAT

MARGIN	WON BY	LOST BY	RECORD
1	2	0	2-0
2	0	1	0-1
3	2	3	2-3
4	0	2	0-2
5	0	2	0-2
6	2	0	2-0
8	1	0	1-0
9	1	0	1-0
10	0	2	0-2
12	1	0	1-0
14	1	1	1-1
15	1	0	1-0
16	0	1	0-1
18	1	0	1-0
19	0	1	0-1
20	1	1	1-1
23	1	0	1-0

Largest Home Win	23 (93-70), NMHU (11-5-19)
Largest Home Loss	14 (69-55) UAB (2-1-20)
Largest Road Win	8 (72-64), Rice (1-23-20)
Largest Road Loss	20 (57-77), Houston (12-19-19)
Largest Neutral Win	1 (71-70), Ball State (12-23-19)
Largest Neutral Loss	5 (67-72), Boise State (12-25-19)

UTEP SCORING

	1ST HALF	2ND HALF	OT	2OT	TOTAL
UTEP	856	999	12	0	1867
Opponents	893	944	9	0	1846

SCORING AVERAGE

	1ST HALF	2ND HALF	OT	2OT	TOTAL
UTEP	30.6	35.7	12.0	0.0	66.7
Opponents	31.9	33.7	9.0	0.0	65.9



2019-20 BOX SCORES

UC Irvine vs UTEP 12/17/19 7 p.m. MT at Don Haskins Center [El Paso, Texas]

UC Irvine 61 • 7-6

Box score for UC Irvine vs UTEP game. Includes player stats for UC Irvine (1-19) and UTEP (1-19) with columns for FG, 3-PT, FT, Rebounds, PF, TP, A, TO, Blk, Stl, and Min.

Summary statistics for UC Irvine vs UTEP game, including 1st and 2nd half stats for FG%, 3FG%, and FT%, plus game totals.

UTEP 67 • 8-1

Box score for UTEP vs UC Irvine game. Includes player stats for UTEP (1-19) and UC Irvine (1-19) with columns for FG, 3-PT, FT, Rebounds, PF, TP, A, TO, Blk, Stl, and Min.

Summary statistics for UTEP vs UC Irvine game, including 1st and 2nd half stats for FG%, 3FG%, and FT%, plus game totals.

Score by periods and other statistics for UTEP vs UC Irvine game, including points in paint, off-chance, and bench points.

Officials: Jeff Wooten, Ryan McDaniel, Randy Richardson. Technical fouls: UC Irvine-None. UTEP-None.

UTEP vs Houston 12/19/19 7:00 pm CT at Fertitta Center [Houston, Texas]

UTEP 57 • 8-2,0-0 C-USA

Box score for UTEP vs Houston game. Includes player stats for UTEP (1-19) and Houston (1-19) with columns for FG, 3-PT, FT, Rebounds, PF, TP, A, TO, Blk, Stl, and Min.

Summary statistics for UTEP vs Houston game, including 1st and 2nd half stats for FG%, 3FG%, and FT%, plus game totals.

Houston 77 • 7-3,0-0 AAC

Box score for Houston vs UTEP game. Includes player stats for Houston (1-19) and UTEP (1-19) with columns for FG, 3-PT, FT, Rebounds, PF, TP, A, TO, Blk, Stl, and Min.

Summary statistics for Houston vs UTEP game, including 1st and 2nd half stats for FG%, 3FG%, and FT%, plus game totals.

Score by periods and other statistics for Houston vs UTEP game, including points in paint, off-chance, and bench points.

Officials: Sean Casady, Ted Valentine, Terry Oglesby. Technical fouls: UTEP-Souley Boum; TEAM. Houston-None.

Official Basketball Box Score -- Game Totals -- Final Statistics UTEP vs Hawaii 12/22/19 6:30 pm at Stan Sheriff Center [Honolulu, Hawai'i]

UTEP 63 • 8-3,0-0 C-USA

Box score for UTEP vs Hawaii game. Includes player stats for UTEP (1-19) and Hawaii (1-19) with columns for FG, 3-PT, FT, Rebounds, PF, TP, A, TO, Blk, Stl, and Min.

Summary statistics for UTEP vs Hawaii game, including 1st and 2nd half stats for FG%, 3FG%, and FT%, plus game totals.

Hawaii 67 • 8-3,0-0 Big West

Box score for Hawaii vs UTEP game. Includes player stats for Hawaii (1-19) and UTEP (1-19) with columns for FG, 3-PT, FT, Rebounds, PF, TP, A, TO, Blk, Stl, and Min.

Summary statistics for Hawaii vs UTEP game, including 1st and 2nd half stats for FG%, 3FG%, and FT%, plus game totals.

Score by periods and other statistics for Hawaii vs UTEP game, including points in paint, off-chance, and bench points.

Officials: Shane Staags, Owen Shortt, Tony Padilla. Technical fouls: UTEP-None. Hawaii-Bernardo Da Silva.

Official Basketball Box Score -- Game Totals -- Final Statistics Ball St. vs UTEP 12/23/19 8:30 pm HT at Stan Sheriff Center [Honolulu, Hawai'i]

Ball St. 70 • 6-6,0-0 MAC

Box score for Ball St. vs UTEP game. Includes player stats for Ball St. (1-19) and UTEP (1-19) with columns for FG, 3-PT, FT, Rebounds, PF, TP, A, TO, Blk, Stl, and Min.

Summary statistics for Ball St. vs UTEP game, including 1st and 2nd half stats for FG%, 3FG%, and FT%, plus game totals.

UTEP 71 • 9-3,0-0 C-USA

Box score for UTEP vs Ball St. game. Includes player stats for UTEP (1-19) and Ball St. (1-19) with columns for FG, 3-PT, FT, Rebounds, PF, TP, A, TO, Blk, Stl, and Min.

Summary statistics for UTEP vs Ball St. game, including 1st and 2nd half stats for FG%, 3FG%, and FT%, plus game totals.

Score by periods and other statistics for UTEP vs Ball St. game, including points in paint, off-chance, and bench points.

Officials: Chris Beaver, Rick Batsell, Nate Harris. Technical fouls: Ball St.-None. UTEP-None.



2019-20 BOX SCORES

Official Basketball Box Score -- Game Totals -- Final Statistics
UTEP vs Old Dominion
2/8/20 7:00 PM at Norfolk, Va.

UTEP 53 • 13-12 (4-8 CUSA)
Table with columns: #, Player, FG-FGA, 3-Ptr, FT-FTA, Rebounds (Off, Def, Tot), PF, TP, A, TO, Blk, Stl, Min. Includes totals and shooting percentages.

Old Dominion 72 • 10-15 (6-6 CUSA)
Table with columns: #, Player, FG-FGA, 3-Ptr, FT-FTA, Rebounds (Off, Def, Tot), PF, TP, A, TO, Blk, Stl, Min. Includes totals and shooting percentages.

Officials: Kerry Sittion, Andrew Walton, Christopher Merlo
Technical fouls: UTEP-None. Old Dominion-None.

Score by periods table with columns: 1st, 2nd, Total. Includes a separate table for Points, In Paint, Off T/O, 2nd Chance, Fast Break, Bench.

Last FG - UTEP 2nd-02:12, ODU 2nd-00:33.
Largest lead - UTEP by 3 1st-06:18, ODU by 19 2nd-00:33.

Official Basketball Box Score -- Game Totals -- Final Statistics
WKU vs UTEP
02/13/20 7 p.m. at Don Haskins Center [El Paso, Texas]

WKU 67 • 17-8,10-3 C-USA
Table with columns: #, Player, FG-FGA, 3-Ptr, FT-FTA, Rebounds (Off, Def, Tot), PF, TP, A, TO, Blk, Stl, Min. Includes totals and shooting percentages.

UTEP 62 • 13-13, 5-8 C-USA
Table with columns: #, Player, FG-FGA, 3-Ptr, FT-FTA, Rebounds (Off, Def, Tot), PF, TP, A, TO, Blk, Stl, Min. Includes totals and shooting percentages.

Officials: Gary Maxwell, Ray Natili, Tony Henderson
Technical fouls: WKU-None. UTEP-None.

Score by periods table with columns: 1st, 2nd, Total. Includes a separate table for Points, In Paint, Off T/O, 2nd Chance, Fast Break, Bench.

Last FG - WKU 2nd-00:31, UTEP 2nd-00:20.
Largest lead - WKU by 13 1st-09:10, UTEP by 3 1st-18:34.

Official Basketball Box Score -- Game Totals -- Final Statistics
MARSHALL vs UTEP
02/15/20 2 p.m. MT at Don Haskins Center [El Paso, Texas]

MARSHALL 71 • 13-14, 7-7 C-USA
Table with columns: #, Player, FG-FGA, 3-Ptr, FT-FTA, Rebounds (Off, Def, Tot), PF, TP, A, TO, Blk, Stl, Min. Includes totals and shooting percentages.

UTEP 61 • 13-14, 4-10 CUSA
Table with columns: #, Player, FG-FGA, 3-Ptr, FT-FTA, Rebounds (Off, Def, Tot), PF, TP, A, TO, Blk, Stl, Min. Includes totals and shooting percentages.

Officials: Rodrick Dixon, Ross Cullins, James Durham
Technical fouls: MARSHALL-None. UTEP-None.

Score by periods table with columns: 1st, 2nd, Total. Includes a separate table for Points, In Paint, Off T/O, 2nd Chance, Fast Break, Bench.

Last FG - MAR 2nd-03:03, UTEP 2nd-00:36.
Largest lead - MAR by 13 2nd-14:29, UTEP by 8 1st-14:10.

Official Basketball Box Score -- Game Totals -- Final Statistics
Rice vs UTEP
02/22/20 5 p.m. MT at Don Haskins Center [El Paso, Texas]

Rice 62 • 13-15, 5-10 CUSA
Table with columns: #, Player, FG-FGA, 3-Ptr, FT-FTA, Rebounds (Off, Def, Tot), PF, TP, A, TO, Blk, Stl, Min. Includes totals and shooting percentages.

UTEP 68 • 14-14, 5-10 CUSA
Table with columns: #, Player, FG-FGA, 3-Ptr, FT-FTA, Rebounds (Off, Def, Tot), PF, TP, A, TO, Blk, Stl, Min. Includes totals and shooting percentages.

Officials: Tim Gattis, Rick O'Neill, Andrew Walton
Technical fouls: Rice-None. UTEP-None.

Score by periods table with columns: 1st, 2nd, Total. Includes a separate table for Points, In Paint, Off T/O, 2nd Chance, Fast Break, Bench.

Last FG - RICE 2nd-00:08, UTEP 2nd-03:57.
Largest lead - RICE by 19 2nd-15:50, UTEP by 10 2nd-02:50.



THE LAST TIME IT HAPPENED ...

TEAM

65 PERCENT SHOOTING BY A TEAM

UTEP: at FIU (.673, 35-52), 2-25-17
Opponent: at UCF (.702, 40-57), 1-23-08

60 PERCENT SHOOTING BY A TEAM

UTEP: at FIU (.673, 35-52), 2-25-17
Opponent: Southern Miss (.603, 35-58), 1-4-18

LESS THAN 30 PERCENT SHOOTING BY A TEAM

UTEP: at Old Dominion (.275, 14-51), 2-17-18
Opponent: Southern Miss (.296, 16-54), 2-24-18

60 PERCENT THREE-POINT SHOOTING BY A TEAM (minimum 10 attempts)

UTEP: at LA Tech (.636, 14-22), 1-6-18
Opponent: Wake Forest (.619, 13-21), 11-17-16

100 PERCENT FREE THROW SHOOTING BY A TEAM (minimum 10 attempts)

UTEP: at Boise State (10-10), 1-1-05
Opponent: Southern Illinois (9-9), 11-27-15

45 MADE FIELD GOALS IN A GAME

UTEP: vs. Illinois Tech (46), 12-22-79

60 REBOUNDS IN A GAME

UTEP: vs. Houston Baptist (61), 11-30-91
Opponent: Colorado State (73), 11-28-15

25 ASSISTS IN A GAME

UTEP: vs. LA College (29), 11-12-16
Opponent: at UCF (25), 1-23-08

10 BLOCKED SHOTS IN A GAME

UTEP: vs. FIU (10), 3-12-15
Opponent: Houston (11), 12-19-19

15 STEALS IN A GAME

UTEP: vs. Norfolk State (18), 12-28-09
Opponent: Vanderbilt (15), 11-25-12

25 TURNOVERS IN A GAME

UTEP: at New Mexico State (27), 12-9-06
Opponent: Incarnate Word (25), 12-19-17

+20 REBOUND MARGIN

UTEP: vs. ENMU (46-23), 11-15-19
Opponent: North Dakota State (50-30), 12-22-17

SCORED 100 POINTS

UTEP: vs. Louisiana College (100), 11-10-17
Opponent: Wake Forest (101), 11-17-16

SEVEN PLAYERS IN DOUBLE FIGURES

UTEP: vs. Arkansas-Pine Bluff, 12-22-03

SIX PLAYERS IN DOUBLE FIGURES

UTEP: vs. Louisiana College, 11-10-17
Opponent: UAB, 1-25-18

FIVE STARTERS IN DOUBLE FIGURES

UTEP: at New Mexico, 11-24-18
Opponent: LA Tech, 1-6-18

70 PERCENT SHOOTING IN A HALF

UTEP: vs. Rice (.714, 20-28), second half, 12-30-17
Opponent: Southern Miss (.741, 20-27), 2nd half, 1-4-18

65 PERCENT SHOOTING IN A HALF

UTEP: vs. UTPB (.652, 15-23), second half, 11-6-18
Opponent: LA Tech (.696, 16-23), 2nd half, 1-6-18

70 POINTS IN A HALF

UTEP: vs. New Mexico Highlands (78), 2nd half, 12-30-00

60 POINTS IN A HALF

UTEP: vs. Marshall (65), second half, 1-4-16
Opponent: Wake Forest (63), first half, 11-17-16

INDIVIDUAL

40-POINT SCORER

UTEP: Randy Culpepper vs. East Carolina (45), 2-13-10
Opponent: Jon Elmore, at Marshall (44), 1-31-19

30-POINT SCORER

UTEP: Daryl Edwards vs. Rice (34), 2-22-20
Opponent: Gian Clavell, Colorado State (35), 11-28-15

THREE PLAYERS WITH 20 POINTS IN A GAME

UTEP: vs. Fresno State (Roy Smallwood 25, Jarvis Mullahon 23, Brandon Wolfram 23), 2-12-00
Opponent: Marshall (James Kelly 26, Jon Elmore 21, Ryan Taylor 20), 1-4-16

A PLAYER MADE 15 FIELD GOALS

UTEP: Bryson Williams vs. East Central (33), 11-27-19
Opponent: Trey Johnson, Jackson State (15), 12-22-06

A PLAYER MADE FIVE THREE-POINT FIELD GOALS

UTEP: Daryl Edwards vs. UTSA (5), 1-15-20
Opponent: Austin Ajukwa, Charlotte (5), 2-15-18

A PLAYER MADE 15 FREE THROWS

UTEP: Stefon Jackson vs. Marshall (20), 2-14-09
Opponent: Jontae Sherrod, East Carolina (15), 2-23-11

A PLAYER HAD 20 REBOUNDS

UTEP: Efe Odigie at Marshall (20), 1-31-19
Opponent: Pascal Siakam, NM State (23), 12-2-15

A PLAYER HAD 15 REBOUNDS

UTEP: Jordan Lathon vs. Rice (18), 2-23-19
Opponent: Ronald Delph, Florida Atlantic (17), 1-11-18

TWO PLAYERS HAD DOUBLE-DOUBLES IN A GAME

UTEP: Bryson Williams (28 points-10 rebounds) and Efe Odigie (15 points-10 rebounds) vs. MT, 1-30-20
Opponent: Drew Peterson (18 points-12 rebounds) & Josh Parrish (11 points-11 rebounds), Rice, 2-22-20

A PLAYER HAD A DOUBLE-DOUBLE (POINTS-REBOUNDS)

UTEP: Souley Boum vs. Marshall (12 points-10 rebounds), 2-15-20
Opponent: Antonio Carver, at ODU (11 points-14 rebounds), 2-8-20

A PLAYER HAD A DOUBLE-DOUBLE (POINTS-ASSISTS)

UTEP: Dominic Artis vs. Southern Miss (20 points-10 assists), 2-11-17
Opponent: Cameron Payne, Murray State (14 points-10 assists), 3-17-15

A PLAYER HAD A TRIPLE-DOUBLE (POINTS-REBOUNDS-ASSISTS)

UTEP: Jason Williams vs. Lipscomb (17 points-11 rebounds-10 assists), 3-14-06

A PLAYER HAD 10 ASSISTS IN A GAME

UTEP: Dominic Artis vs. Southern Miss (10), 2-11-17
Opponent: DaQuan Bracey, LA Tech (10), 2-9-17

A PLAYER LED THE TEAM IN SCORING, REBOUNDING AND ASSISTS IN THE SAME GAME

UTEP: Keith Frazier vs. North Dakota State (18 points-10 rebounds-three assists), 12-22-17
Opponent: Jon Elmore, Marshall (22 points-seven rebounds-five assists), 2-3-18

A PLAYER HAD FIVE STEALS IN A GAME

UTEP: Nigel Hawkins vs. East Central (6), 11-27-19
Opponent: Jarrod West, Marshall (8), 1-31-19

A PLAYER HAD FIVE BLOCKED SHOTS IN A GAME

UTEP: Matt Willms vs. Boise State (5), 11-16-17
Opponent: Jannson Williams, Marshall (8), 1-31-19

2019-20 UTEP ATTENDANCE

SITE	GAMES	TOTAL	AVG./GAME
Home	16	85,307	5,331
Away	10	37,994	3,799
Neutral	2	11,365	5,682.5
TOTAL	28	134,666	4,809.5

UTEP BY THE NUMBERS

Total games	2,488 (1,407-1,081)
Seasons of men's basketball	99th
Conference championships	12 (last in 2010)
NCAA Tournament appearances	17 (last in 2010)
NIT appearances	11 (last in 2015)
20-win seasons	26 (last in 2015)
Overtime games	108 (64-44)
UTEP 100-point games	31 (29-2)



CHARTING THE MINERS

CHARGES DRAWN

Souley Boum	5
Eric Vila	4
Nigel Hawkins	4
Bryson Williams	3
Efe Odigie	4
Tydus Verhoeven	3
Kaden Archie	2
Daryl Edwards	2
UTEP	27

CONSECUTIVE GAMES SCORED

Souley Boum	28
Daryl Edwards	28
Bryson Williams	28
Jordan Lathon	5

CONSECUTIVE GAMES SCORING IN DOUBLE FIGURES

Daryl Edwards	5
Bryson Williams	4
Souley Boum	3

CONSECUTIVE GAMES WITH A 3-POINTER

Daryl Edwards	13
Souley Boum	3

DOUBLE DOUBLES

PLAYER	SEASON	CAREER
Efe Odigie	1	12
Bryson Williams	5	5
Jordan Lathon	0	2
Eric Vila	1	1
Souley Boum	1	1

TRIPLE DOUBLES

PLAYER	SEASON	CAREER
None		

DOUBLE FIGURE REBOUNDING GAMES

PLAYER	SEASON	CAREER
Efe Odigie	1	15
Jordan Lathon	1	4
Bryson Williams	5	5
Eric Vila	3	3
Nigel Hawkins	0	1
Souley Boum	1	1

DOUBLE FIGURE SCORING GAMES

PLAYER	SEASON	CAREER
Efe Odigie	5	23
Nigel Hawkins	2	19
Bryson Williams	24	24
Jordan Lathon	4	16
Souley Boum	19	19
Daryl Edwards	13	13
Deon Stroud	2	2
Kaden Archie	2	2
Eric Vila	1	1

DUNKS

PLAYER	TOTAL
Bryson Williams	26
Deon Stoud	6
Anthony Tarke	5
Nigel Hawkins	3
Jordan Lathon	2
Eric Vila	2
Efe Odigie	2
Tydus Verhoeven	3
Isaiah Rhyanes	1
UTEP	50

FAST BREAK POINTS

OPPONENT	UTEP	OPP.	MARGIN
NMHU	12	4	+8
NM State	2	4	-2
ENMU	7	2	+5
UNM	6	6	0
ECU	8	6	+2
at NM State	6	3	+3
Arkansas-Pine Bluff	9	4	+5
North Carolina A&T	4	12	-8
UC Irvine	2	4	-2
at Houston	4	6	-2
at Hawai'i	21	6	+15
vs. Ball State	5	14	-9
vs. Boise State	7	3	+4
at FIU	12	4	+8
at Florida Atlantic	4	7	-3
Southern Miss	10	12	-2
LA Tech	2	12	-10
UTSA	7	7	-
at UTSA	19	21	-2
at Rice	12	2	+10
at North Texas	10	14	-4
Middle Tennessee	6	0	+6
UAB	6	8	-2
at Charlotte	10	8	+2
at ODU	7	4	+3
WKU	14	10	+4
Marshall	4	4	-
Rice	6	4	+2
TOTALS	222	191	+31

POINTS IN THE PAINT

OPPONENT	UTEP	OPP.	MARGIN
NMHU	36	16	+20
NM State	34	28	+6
ENMU	36	24	+12
New Mexico	24	24	0
ECU	56	28	+28
at NM State	22	32	-10
Arkansas-Pine Bluff	26	16	+10
North Carolina A&T	16	26	-10
UC Irvine	14	18	-4
at Houston	22	34	-12
at Hawai'i	20	30	-10
vs. Ball State	38	34	+4
vs. Boise State	32	44	-12
at FIU	34	30	+4
at Florida Atlantic	22	26	-4
Southern Miss	28	20	+8
LA Tech	20	28	-8
UTSA	26	28	-2
at UTSA	32	34	-2
at Rice	26	20	+6
at North Texas	22	30	-8
Middle Tennessee	34	24	+10
UAB	16	36	-20
at Charlotte	22	40	-18
at ODU	31	36	-5
WKU	36	24	+12
Marshall	26	20	+6
Rice	14	20	-6
TOTALS	765	770	-5

POINTS OFF TURNOVERS

OPPONENT	UTEP	OPP.	MARGIN
NMHU	16	14	+2
NM State	22	9	+13
ENMU	14	15	-1
New Mexico	21	26	-5
ECU	37	11	+26
at NM State	14	14	0
Arkansas-Pine Bluff	18	16	+2
North Carolina A&T	8	16	-8
UC Irvine	23	7	+16
at Houston	11	6	+5
at Hawai'i	16	12	+4
vs. Ball State	18	21	-3
vs. Boise State	17	14	+3
at FIU	17	13	+4
at Florida Atlantic	11	18	-7
Southern Miss	9	13	-4
LA Tech	10	24	-14
UTSA	18	13	+5
at UTSA	13	10	+3
at Rice	3	6	-3
at North Texas	6	11	-5
Middle Tennessee	12	5	+7
UAB	14	20	-6
at Charlotte	19	9	+10
at ODU	10	15	-5
WKU	17	15	+2
Marshall	7	15	-8
Rice	11	8	+3
TOTALS	412	376	+36



CHARTING THE MINERS

SECOND CHANCE POINTS

OPPONENT	UTEP	OPP.	MARGIN
NMHU	7	3	+4
NM State	10	15	-5
ENMU	10	2	+8
New Mexico	11	14	-3
ECU	12	11	+1
at NM State	6	8	-2
Arkansas-Pine Bluff	4	5	-1
North Carolina A&T	7	9	-2
UC Irvine	8	14	-6
at Houston	4	8	-4
at Hawai'i	5	7	-2
vs. Ball State	18	2	+16
vs. Boise State	5	17	-12
at FIU	14	14	-
at Florida Atlantic	2	2	-
Southern Miss	11	9	+2
LA Tech	7	4	+3
UTSA	4	8	-4
at UTSA	9	11	-2
at Rice	5	3	+2
at North Texas	6	6	-
Middle Tennessee	10	7	+3
UAB	5	7	-2
at Charlotte	5	2	+3
at ODU	7	19	-12
WKU	9	4	+5
Marshall	5	8	-3
Rice	6	10	-4
TOTALS	212	229	-17

THREE-POINT PLAYS (FG+FT)

Bryson Williams	14
Deon Stroud	4
Souley Boum	5
Daryl Edwards	3
Jordan Lathon	2
Kaden Archie	2
Nigel Hawkins	2
Tyodus Verhoeven	1
UTEP	30

FOUR-POINT PLAYS

Souley Boum	2
UTEP	2

TIMES LED UTEP IN ASSISTS

PLAYER	SEASON	CAREER
Jordan Lathon	12	25
Nigel Hawkins	6	14
Daryl Edwards	6	6
Souley Boum	6	6
Eric Vila	4	4
Efe Odigie	1	2
Kaden Archie	1	1
Bryson Williams	2	2

TIMES LED UTEP IN REBOUNDING

PLAYER	SEASON	CAREER
Bryson Williams	16	16
Efe Odigie	5	22
Anthony Tarke	3	3
Eric Vila	4	4
Jordan Lathon	5	10
Nigel Hawkins	0	3
Tyodus Verhoeven	1	1
Souley Boum	2	2

TIMES LED UTEP IN SCORING

PLAYER	SEASON	CAREER
Bryson Williams	16	16
Efe Odigie	2	7
Daryl Edwards	6	6
Deon Stroud	1	1
Nigel Hawkins	0	9
Jordan Lathon	0	4
Souley Boum	5	5

20-POINT GAMES

PLAYER	SEASON	CAREER
Bryson Williams	9	9
Efe Odigie	1	4
Jordan Lathon	0	2
Nigel Hawkins	0	4
Souley Boum	6	6
Daryl Edwards	3	3

30-POINT GAMES

PLAYER	SEASON	CAREER
Bryson Williams	3	3
Jordan Lathon	0	1
Daryl Edwards	1	1



MISCELLANEOUS STATISTICS

STARTING LINEUPS

OPPONENT	PG	G	G	SF	PF
NHHU	Lathon	Edwards	Boum	Vila	Williams
NM State	Lathon	Edwards	Boum	Vila	Williams
ENMU	Lathon	Edwards	Boum	Vila	Williams
New Mexico	Lathon	Edwards	Boum	Vila	Williams
ECU	Lathon	Edwards	Boum	Vila	Williams
at NM State	Lathon	Edwards	Boum	Vila	Williams
Arkansas-Pine Bluff	Lathon	Edwards	Boum	Verhoeven	Williams
North Carolina A&T	Lathon	Edwards	Boum	Verhoeven	Williams
UC Irvine	Lathon	Edwards	Boum	Verhoeven	Williams
at Houston	Lathon	Edwards	Boum	Verhoeven	Williams
at Hawai'i	Lathon	Edwards	Boum	Verhoeven	Williams
vs. Ball State	Lathon	Edwards	Boum	Verhoeven	Williams
vs. Boise State	Lathon	Edwards	Boum	Verhoeven	Williams
at FIU	Hawkins	Edwards	Boum	Tarke	Williams
at Florida Atlantic	Hawkins	Edwards	Archie	Vila	Williams
Southern Miss	Hawkins	Edwards	Archie	Williams	Odigie
LA Tech	Hawkins	Edwards	Archie	Williams	Odigie
UTSA	Hawkins	Edwards	Archie	Williams	Odigie
at UTSA	Hawkins	Edwards	Archie	Vila	Williams
at Rice	Hawkins	Edwards	Archie	Vila	Williams
at North Texas	Hawkins	Edwards	Archie	Vila	Williams
Middle Tennessee	Hawkins	Edwards	Stroud	Vila	Williams
UAB	Hawkins	Edwards	Stroud	Vila	Williams
at Charlotte	Lathon	Edwards	Boum	Vila	Williams
at ODU	Lathon	Edwards	Boum	Vila	Williams
WKU	Lathon	Edwards	Boum	Tarke	Williams
Marshall	Lathon	Edwards	Boum	Verhoeven	Williams
Rice	Lathon	Edwards	Boum	Verhoeven	Williams

STARTING LINEUP RECORDS (SORTED BY WIN PERCENTAGE)

Vila (sf) - Williams (pf) - Boum (g) - Edwards (g) - Lathon (g)	5-3
Verhoeven (sf) - Williams (pf) - Boum (g) - Edwards (g) - Lathon (g)	5-4
Tarke (sf) - Williams (pf) - Boum (g) - Edwards (g) - Hawkins (g)	0-1
Vila (sf) - Williams (pf) - Archie (g) - Edwards (g) - Hawkins (g)	1-3
Williams (sf) - Odigie (pf) - Archie (g) - Edwards (g) - Hawkins (g)	2-1
Williams (sf) - Odigie (pf) - Stroud (g) - Edwards (g) - Hawkins (g)	1-1
Williams (pf) - Tarke (sf) - Boum (g) - Edwards (g) - Lathon (g)	0-1

^ STARTED AS A THIRD FORWARD

* STARTED AS A THIRD GUARD

STARTED AS A FOURTH GUARD

UTEP BENCH SCORING

PLAYER	GAMES OFF BENCH	POINTS SCORED	AVG.
Efe Odigie	22	151	6.9
Deon Stroud	16	63	4.2
Anthony Tarke	11	33	3.0
Nigel Hawkins	13	46	3.5
Kaden Archie	12	43	3.6
Tydus Verhoeven	15	23	1.5
Isaiah Rhyanes	1	2	2.0
Souley Boum	9	128	14.2
Eric Vila	10	37	3.7
Jordan Lathon	8	6	0.8
TOTALS	28	532	19.0
OPPONENTS	28	492	17.6

CRUNCH TIME FREE THROWS

(FREE THROWS SHOT IN THE FINAL THREE MINUTES OF REGULATION AND OVERTIME OF GAMES DECIDED BY LESS THAN 10 POINTS)

PLAYER	FT-FTA	PCT
Souley Boum	21-22	.955
Daryl Edwards	9-12	.750
Jordan Lathon	4-7	.571
Bryson Williams	14-18	.778
Kaden Archie	3-4	.750
Nigel Hawkins	6-9	.667
Efe Odigie	1-2	.500
Eric Vila	0-1	.000
TEAM	60-77	.779
OPPONENTS	55-78	.705

MINERS IN DOUBLE FIGURES

UTEP'S RECORD WHEN EACH OF THE FOLLOWING PLAYERS SCORE IN DOUBLE FIGURES:

PLAYER	RECORD
Souley Boum	8-11
Bryson Williams	12-12
Efe Odigie	4-1
Daryl Edwards	6-7
Nigel Hawkins	1-1
Jordan Lathon	3-1
Eric Vila	1-0
Deon Stroud	1-1
Kaden Archie	1-1

RECORD WHEN . . .

Seven players score in DF	0-0
Six players score in DF	0-0
Five players score in DF	1-0
Four players score in DF	1-1
Three players score in DF	5-5
Two players score in DF	6-8
One player scores in DF	1-0
No players score in DF	0-0

SCORING BREAKDOWN

PLAYER	1ST	2ND	OT	TOTAL
Kaden Archie	35	43	-	78
Souley Boum	139	212	2	353
Ountae Campbell	-	-	-	-
Daryl Edwards	133	184	4	321
Nigel Hawkins	58	45	-	103
Jordan Lathon	53	59	-	110
Aneius Medrano	-	-	-	-
Efe Odigie	88	73	-	161
Isaiah Rhyanes	-	2	-	2
Deon Stroud	47	28	-	75
Anthony Tarke	26	11	-	37
Tydus Verhoeven	22	13	-	35
Eric Vila	40	37	2	79
Bryson Williams	215	294	4	513
Jules Williamson	-	-	-	-
TOTALS	856	999	12	1867

