



UTEP WOMEN'S BASKETBALL

Game 13 | Florida Atlantic | Jan. 4 | Don Haskins Center | El Paso, Texas

2019-20 SCHEDULE

DATE	OPPONENT	TIME/RESULT
Oct. 26	ENMU&	W, 84-64
Nov. 2	St. Mary's (TX)&	W, 59-47
Nov. 9	UC Riverside	W, 63-50
Nov. 13	at NM State	W, 63-57
Nov. 16	Alcorn State	W, 92-47
Nov. 19	New Mexico	L, 78-93
Nov. 23	NM State	W, 65-45
Nov. 29	Western Michigan*	W, 76-46
Nov. 30	Georgia States	W, 71-68
Dec. 5	Weber State	W, 70-51
Dec. 7	No. 21/19 Arizona (ESPN+)	L, 43-54
Dec. 19	at SMU	L, 56-60
Dec. 29	Tulsa	L, 51-58
Jan. 2	FIU*	W, 64-34
Jan. 4	Florida Atlantic*	1 p.m.
Jan. 9	at Southern Miss*	5 p.m.
Jan. 11	at LA Tech*	1 p.m.
Jan. 18	UTSA*	1 p.m.
Jan. 23	Rice*	7 p.m.
Jan. 25	North Texas*	1 p.m.
Jan. 30	at Middle Tennessee*	5:30 p.m.
Feb. 1	at UAB*	1 p.m.
Feb. 6	Charlotte* (ESPN+)	7 p.m.
Feb. 8	ODU*	1 p.m.
Feb. 13	at WKU*	5 p.m.
Feb. 15	at Marshall*	11 a.m.
Feb. 20	at UTSA*	6 p.m.
Feb. 22	Middle Tennessee*	TBA
Feb. 29	Southern Miss*	TBA
March 5	at Rice*	TBA
March 7	at North Texas*	TBA
March 11-14	C-USA Championship^	TBA

Bold denotes home game
 & Exhibition Game
 \$ Eighth-Annual UTEP Thanksgiving Classic (El Paso, Texas)
 * Conference USA Game
 ^ Conference USA Championships (Frisco, Texas)
 All Times Mountain

THE SERIES

Overall: UTEP, 6-3
 In El Paso: UTEP, 3-1
 Streak: UTEP, won two
 Last Meeting: UTEP 70, at FAU 44
 Feb. 7, 2019

ATHLETICS COMMUNICATIONS

ASSOCIATE DIRECTOR OF COMMUNICATIONS
 (WOMEN'S BASKETBALL SID)

Mark Brunner
 mbrunner@utep.edu
 915-472-6038 (c)
 915-747-5722 (o)

OFFICIAL WEBSITE: UTEPMINERS.COM

GAME 13 vs FLORIDA ATLANTIC



UTEP MINERS (8-4, 1-0 C-USA)

Head Coach: Kevin Baker (Stephen F. Austin, 1994)
 Record at UTEP: 34-40 (Third season)
 Overall Record: 378-171 (18th season)
 College Record: 156-70 (Eighth season)
 Home: 7-3 | Road: 1-1 | Neutral: 0-0



FAU OWLS (7-5, 1-0 C-USA)

Head Coach: Jim Jabir
 Record at FAU: 25-45 (Third season)
 Career Record: 497-423 (33rd season)
 Home: 4-3 | Road: 3-2 | Neutral: 0-0

THE OPENING TIP

The UTEP women's basketball team (8-4, 1-0 C-USA) will look to sweep its opening weekend of Conference USA play when it locks up with Florida Atlantic (7-5, 1-0 C-USA) at 1 p.m. MT Saturday. There will be a post-game clinic, and youth teams (15 or more) can get a \$2 ticket rate. Otherwise tickets are \$5 for adults and \$3 for kids and may be purchased by calling (915) 747-5234. Both teams enter at 1-0 in league play, with each winning handily. The Miners blasted FIU, 64-34, on Jan. 2 while the Owls rolled past UTSA, 80-53. UTEP is 7-3 at home and FAU is 3-2 on the road. A UTEP victory would afford it a 2-0 start to league play for the first time since 2016. The game will be streamed on CUSA.TV (subscription based) and also through the 600 ESPN El Paso website (<https://krod.com/radio/esp2-el-paso/>) with **Steve Kaplowitz** on the call.

HE SAID IT (COACH BAKER ON FLORIDA ATLANTIC)

"They play so fast, they turn the tempo up in the game. They really get up and down and try to score in transition. When they can't score in transition, even their halfcourt offense is really fast and uses really good timing. We're going to have our hands full on how we can defend them. Hopefully they're going to have their hands full as well. I think it should be a really good college basketball game."

GETTING IT DONE IN LEAGUE OPENERS

UTEP bested FIU, 64-34, on Jan. 2 to move to 12-3 in Conference USA openers since joining the league (2005-06), including a perfect 3-0 under **Kevin Baker** in the situation. Overall UTEP now stands 17-22 all time in conference lid lifters.

TURN IT AROUND

UTEP enters Saturday's match-up at 8-4 on the year, putting it on the cusp of match its total win total from a year ago. In 2018-19 the Miners finished 9-22.

UTEP'S LAST STARTING LINE-UP



3 KATIA GALLEGOS
 FR / G
 5-7

8.8 PPG
 4.3 RPG
 4.1 APG
 33.3 FG%
 72.3 FT%



12 ARIONA GILL
 R-SR / G/F
 6-0

8.7 PPG
 9.1 RPG
 2.0 APG
 41.1 FG%
 54.8 FT%



15 AVERY CROUSE
 FR / G
 6-0

5.8 PPG
 2.9 RPG
 2.0 APG
 35.2 FG%
 73.3 FT%



25 ARIANA TAYLOR
 SO / F
 6-1

5.8 PPG
 3.0 RPG
 0.7 APG
 42.4 FG%
 64.7 FT%



44 KATARINA ZEC
 SR / G
 5-11

13.0 PPG
 5.6 RPG
 1.8 APG
 43.0 FG%
 81.8 FT%

MISCELLANEOUS

INTERVIEWS & PRACTICE COVERAGE

Practices are open to the media. Please contact Mark Brunner with all interview requests for coaches and players.

UTEP QUICK FACTS

UNIVERSITY INFORMATION

Location.....El Paso, Texas
 Founded.....1914
 Enrollment.....25,151
 Nickname.....Miners
 Colors.....Dark Blue, Orange, Silver Accent
 Conference.....Conference USA
 Arena.....Don Haskins Center (11,892)
 President.....Dr. Heather Wilson
 Director of Athletics.....Jim Senter

BASKETBALL INFORMATION

Head Coach.....Kevin Baker (Stephen F. Austin '94)
UTEP Record: 34-40 (Third Season)
Career Record: 378-171 (18th Season)
College Record: 156-70 (Eighth Season)
 Associate Head Coach.....Todd Buchanan
 Assistant Head Coach.....Anthony Anderson
 Assistant Coach.....Heather Karner
 Director of Basketball Operations.....Lexi Murphy
 Graduate Assistant.....Christina Robinson
 Graduate Assistant.....Harper Sheets
 Administrative Assistant.....Catherine Carpenter
 Letter Winners Returning/Lost.....7/3
 Starters Returning/Lost.....3/2
 Newcomers.....7
 2018-19 Overall Record:.....9-22
 2018-19 Conference USA Record...5-11 (11 out of 14)
 2019 Postseason.....C-USA Quarterfinals

HISTORY

First Year of Program.....1974-75
 Overall Record.....581-687 (46th season)
 Home Record:.....370-233
 Away Record:.....149-373
 Neutral Site Record.....62-82
 NCAA Appearances.....2 (2008, 2012, 2-1 record)
 WNIT Appearances.....2 (2014, 2016, 8-2 record)
 Conference Championships....4 (2008, 2012*, 2016)

*denotes tournament champion

BIG WINS

Six of UTEP's victories have been by double figures, including four of at least 20 points. The Miners had their largest differential (+45) under head coach **Kevin Baker** in a 92-47 drubbing of Alcorn State (11/16), in addition to toppling FIU (1/2/20) by 30 (64-34), Western Michigan (11/29) by 30 (76-46) and a 20-point (65-45) dispatching of NM State (11/23).

GAME FORMAT

NCAA women's basketball games are played in four 10-minute quarters. Teams reach the bonus and shoot two free throws on the fifth team foul in each quarter. In the four-quarter format, team fouls reset to zero at the start of each frame. Teams have four timeouts (three 30s, one 60), three of which carry over to the second half. They will be able to advance the ball to the frontcourt after a timeout with less than 59.9 seconds in 4Q. There are seven media timeouts (four under five minutes in quarter/first called), two intermission media timeouts (after first and third quarters) and the first team-called timeout during the second half. Bands or amplified music may play during any dead ball.

GET TO KNOW FLORIDA ATLANTIC (7-5 OVERALL; 4-3 HOME; 3-2 ROAD; 0-0 NEUTRAL)

Florida Atlantic enters Saturday's contest at 7-5 on the year, including 1-0 in C-USA play. The Owls belted UTSA on the road, 80-53, in their league opener on Jan. 2. FAU is paced by Auburn transfer Crystal Primm, who leads the team scoring (14.2 ppg-10th C-USA). Lotta Vehka-Aho (11.3 ppg) and Juliette Gauthier (10.9 ppg) are also in double figures for scoring. The balanced approach has allowed FAU to put up 67.7 points per game, which rate fourth in C-USA. Gauthier is pulling down a team-best 7.9 rpg (eighth C-USA), followed by Primm at 6.8 rpg. The Owls are second in C-USA and 25th nationally for free-throw percentage (76.6). they are also among the league leaders and top-100 nationally for free throw attempts (248-fourth/62nd), 3-pointers per game (7.2-fourth/83rd), 3-point attempts (277-fourth/88th) and field-goal percentage defense (37.4-sixth/94th). They are last in the league in blocked shots (25) and turnovers per game (21.3). Notable FAU alumni include Don Brewer (drummer and founding member of the band Grand Funk Railroad), Fern "Peachy" Kellymeyer (1999 Tennis Hall of Fame inductee) and Carrot Top (Prop Comedian with Vegas Show).

THE SERIES (OVERALL: UTEP LEADS, 6-3; IN EL PASO: UTEP LEADS, 3-1)

UTEP leads the series, 6-3, including 3-1 in El Paso. After FAU won the first two match-ups, UTEP has gone 6-1 against the Owls. All nine meetings have come since FAU joined Conference USA. The Miners have claimed back-to-back contests in the series, including a 70-44 road conquest of FAU on Feb. 7, 2019, last year.

LAST MEETING WITH FAU: UTEP 70, AT FLORIDA ATLANTIC 44, 2/7/19

UTEP bolted out to its largest halftime lead (21 points; 35-14) in a league game in 10 years and never looked back on the way to posting a wire-to-wire 70-44 win at Florida Atlantic on Feb. 7, 2019. The 26-point triumph ranks as the second largest on the road in league play in program history. The Miners held the Owls to the lowest field-goal percentage (24.5 percent) by a conference foe since former league member Tulsa shot 20.6 percent on Jan. 31, 2013. There were no such woes for UTEP, which eclipsed 50.0 percent (52.0 percent) shooting from the floor for the second consecutive contest. **Zuzanna Puc** (18 points), **Katarina Zec** (16 points) and **Ariana Taylor** (11 points) all reached double figures in scoring for the short-handed Miners, who dressed just seven players for the fourth consecutive contest. **Jordan Alexander** pitched in nine points while **Jade Rochelle** notched eight points and a game-high eight rebounds. **Neidy Ocuane** contributed across the board, with six points, a career-high six rebounds and a personal-best tying five assists. The 44 points allowed establish an opponent season low, while the Orange and Blue also recorded a campaign-high 10 steals. UTEP pounded FAU down low, piling up 44 points (to just 14 allowed) in the paint, while also finishing a robust 16-19 from the charity stripe. The Miners won the boards (39-29), and also held an 11-5 edge in second-chance points.

GOING BACK IN TIME (AT UTEP 64, FIU 34, 1/2/20)

UTEP vaulted out to a 16-point cushion (26-10) after the first quarter and never looked back on the way to blasting FIU, 64-34, in the Conference USA opener for both schools at the Don Haskins Center on Jan. 2. The Miners allowed the fewest points in a conference game in program history on the way to toppling the Panthers by 30. Furthermore UTEP moved to 3-0 in league lidlifters under head coach **Kevin Baker**. The Orange and Blue kept FIU to 24.5 percent (12-49), including a combined 4-29 in a dominating second half. UTEP also controlled the boards (47-36), thanks in part to **Ariona Gill's** double-double (12 points, 10 rebounds). **Katarina Zec** posted a game-high 16 points on 6-9 shooting, including 3-6 from distance. **Ariana Taylor** (nine points), **Michelle Pruitt** (eight points) and **Katia Gallegos** (seven points, five assists) also got after it. But the night belonged to the defense, with FIU being held to 13 total points in the second half. UTEP's pressure defense gave the visitors fits as they committed 23 turnovers. UTEP also dominated in the paint, outscoring the Panthers, 30-12.



TEAM COMPARISON

UTEP	CATEGORY	FAU
8-4, 1-0	Record	7-5, 1-0
66.0 (8/168)	Scoring Offense	67.7 (4/142)
55.2 (3/30)	Scoring Defense	65.6 (10/198)
+10.8 (2/72)	Scoring Margin	+2.1 (11/175)
.393 (11/202)	Field Goal Pct.	.396 (10/181)
.357 (5/49)	Field Goal Pct. Defense	.374 (6/94)
.297 (9/213)	3-Pt. Field Goal Pct.	.310 (7/172)
.199 (1/1)	3-Pt. Field Goal Pct. Defense	.295 (7/132)
.661 (8/238)	Free Throw Pct.	.766 (2/25)
5.2 (9/240)	3-Pt. Field Goal/Game	7.2 (4/83)
41.1 (4/78)	Rebound Avg.	39.0 (2/152)
+3.8 (4/100)	Rebound Margin	+0.1 (12/189)
14.6 (2/102)	Assists Avg.	13.5 (4/158)
18.3 (10/267)	Turnovers Avg.	21.3 (14/338)
21.2 (1/25)	Turnovers Forced Avg.	17.9 (5/122)
8.2 (7/168)	Steals Avg.	7.3 (10/220)
2.3 (12/268)	Blocks Avg.	2.1 (14/286)

(C-USA/National Rankings)

Bold denotes statistical advantage

(Through all games played on Jan. 2, 2020)

2019-20 C-USA STANDINGS

	CONFERENCE	OVERALL
Charlotte	1-0	10-2
Old Dominion	1-0	11-2
UTEP	1-0	8-4
Florida Atlantic	1-0	7-5
North Texas	1-0	7-6
Rice	1-0	6-6
LA Tech	0-0	8-3
Southern Miss	0-0	8-3
WKU	0-1	8-4
Middle Tennessee	0-1	8-5
UAB	0-1	8-5
Marshall	0-1	5-7
UTSA	0-1	4-8
FIU	0-1	3-9

UTEP IN THE RANKINGS

TEAM	CATEGORY	STAT	C-USA	NCAA
	3-point FG% defense	19.9	1	1
	Turnovers forced/game	21.2	1	25
	Scoring Defense	55.3	3	30
	Field-goal percentage def.	35.7	5	49
	Free throw attempts	24.8	4	62
	Scoring Margin	10.8	2	72
	Rebounds/game	41.1	4	78
	Turnover margin	3.0	2	86
	Free throw makes	16.4	5	92

INDIVIDUAL	NAME	CATEGORY	STAT	C-USA	NCAA
	Ariona Gill	Rebounds/game	9.1	5	62
	Katia Gallegos	Assists/game	4.1	5	120
	Katia Gallegos	..Ast/TO ratio	1.7	4	134
	Ariona Gill	Total rebounds	100	7	129
	Katarina Zec	3-pointers/game	1.8	8	244

D-UP

UTEP set the program record for fewest points allowed in a conference contest by holding FIU to 34 points on Jan. 2. It marked the second-lowest point total by an opponent in the **Kevin Baker** era. Overall on the year the opposition has been limited to 55.3 points per game. That figure is third in C-USA and 30th in the country.

YOUTH+EXPERIENCE IN STARTING LINEUP

UTEP has turned to its underclassmen to comprise 60 percent of the starting lineup. Freshmen **Katia Gallegos** and **Avery Crouse** and sophomore **Ariana Taylor** joined seniors **Ariona Gill** and **Katarina Zec** in the starting lineup the past two games. The four contests before the current stretch freshman **Arina Khlopkova** joined her fellow classmates in the starting line-up in lieu of Taylor.

ZEC'S GAME GOING STRONG

Senior **Katarina Zec** has been a consistent performer across the board for the Miners in 2019-20. She leads the team in scoring (13.0 ppg) and minutes played (30.6 mpg). Zec also paces the unit for 3-pointers made (22), attempted (55) and triples per game (1.8-eighth C-USA). Dating back to the end of last season, she has hit double figures in scoring in 22 of the past 24 contests.

BALANCED SCORING

Katarina Zec is the lone Miner in double figures for scoring (13.0 ppg), but she is not the only capable scorer on the roster. Six other players are pitching in at least 5.0 ppg. They are in the form of **Katia Gallegos** (8.8 ppg), **Ariona Gill** (8.7 ppg), **Michelle Pruitt** (6.6 ppg), **Avery Crouse** (5.8 ppg), **Ariana Taylor** (5.8) and **Arina Khlopkova** (5.4). The balanced effort has played a big role in UTEP accounting for 66.0 points per game.

SHARING THE ROCK

Freshman **Katia Gallegos** has settled into the role as starting point guard. She has dished out 49 assists while committing 29 turnovers in 26.3 minutes per game. The assist-to-turnover ratio (1.7) is third in C-USA and her 4.1 assists per game ranks fifth in the league. Overall, UTEP's 14.6 assists per game places second in the league and 102nd nationally.

GILL KEYING EFFORT ON THE BOARDS

UTEP has a +3.8 rebounding margin (fourth C-USA/100th NCAA), with **Ariona Gill** (9.1 rpg-fifth C-USA/62nd NCAA) setting the tone. She has grabbed at least 10 boards in six games, including a career-high 14 in the win vs. Weber State (12/5). The top two scorers on the squad have also been helping out on the glass, in the form of **Katarina Zec** (5.6 rpg) and **Katia Gallegos** (4.3 rpg).

GIVE ME THAT BALL

UTEP's full-court pressure defense has given the opposition fits, with foes making 21.2 turnovers per contest (first C-USA/25th NCAA). **Katia Gallegos** (20 steals), **Ariona Gill** (17 steals) and **Katarina Zec** (16 steals) all keying the charge in the area.

SHUTTING DOWN THE 3-BALL

UTEP has kept opponents to a nation-leading 19.9 percent (40-201) on 3-point percentage. Ten of 12 foes have been held to less than 28 percent from distance, including five below 10 percent.

GETTING TO KNOW THE 2019-20 MINERS

The Miners returned three starters and seven letter winners from a year ago, including senior guard/forward **Katarina Zec** (10.1 ppg/4.4 rpg/1.9 apg), senior guard/forward **Ariona Gill** (8.7 ppg/4.4 rpg), sophomore forward **Ariana Taylor** (5.9 ppg), senior guard/forward **Jade Rochelle** (4.0 ppg/4.7 rpg), senior guard **Neidy Ocuane** (4.0 ppg/1.8 apg) and sophomore guard **Sabine Lipe** (3.2 ppg and 2.3 rpg). UTEP brought in seven newcomers (junior college transfers **Tia Bradshaw**, **Michelle Pruitt** and **DejaNae Roebuck**, and freshmen **Avery Crouse**, **Katia Gallegos**, **Arina Khlopkova** and **Tatyana Modawar**) to bolster the unit. The group features three top-100 JUCO players, including two All-Americans, and four high school standouts that produced a combined record of 105-27 at their respective schools. The squad is under the direction of third-year head coach **Kevin Baker**, who is assisted by **Todd Buchanan**, **Anthony Anderson** and **Heather Karner**.

THE BAKER FILE (OVERALL: 378-171, COLLEGE: 156-70, UTEP: 34-40)

Kevin Baker is 34-40 in his third year at the helm of the UTEP women's basketball team, including 8-4 this year. He registered the most wins (26) by any Miner coach through their first two years in program history, including setting the school standard for victories (17) in a debut season in 2017-18. The Miners have also won a game in back-to-back C-USA tournaments for the first time since a



five-year stretch (2010-14). He is in his 18th year overall (378-171) as a head coach, including his eighth season (156-70) as a college head coach. He has a unique background which has seen him rise through the coaching ranks from the high school level, to NCAA Division III, then NCAA Division II and now his NCAA Division I position at UTEP. He has set school records for wins at every previous stop of his career, and has taken every prior school to the postseason with a total of five district championships. He is an eight-time Coach of the Year. In his most-recent posts prior to UTEP, Baker's teams captured back-to-back conference championships at UT-Tyler and Angelo State. Baker led both a Division II (Angelo State) and Division III (UT-Tyler) school to the Sweet 16 of the NCAA Tournament.

WINNING NUMBERS UNDER BAKER

The Miners are 17-2 (4-1 this year) when scoring 70+ points under **Kevin Baker**. Other notable records in the Baker era include being 20-8 (7-2 this season) when allowing less than 60 points, 13-5 (1-1 this season) when drilling better than 40 percent from 3-point range (min. four makes), 12-4 (1-0 this year) when shooting at least 50 percent from the floor, 25-11 (6-2 this year) when holding the opponent to below 40.0 percent from the floor, 26-8 (8-0 this year) when leading after three quarters and 26-10 (8-0 this season) when up at the half.

BASIC FACTS ON UTEP

UTEP is 581-688 in its 46th season as a women's basketball program, including standing 8-4 this year. The Miners have made four postseason bids (2016,-WNIT quarterfinals; 2014-WNIT runner-up, 2012-NCAA first round and 2008-NCAA second round), sporting a combined record of 9-4 (8-2 WNIT, 1-2 NCAA). UTEP has claimed four league championships (2016 C-USA regular season, 2012 C-USA regular season and conference tournament and 2008 C-USA regular season). It has a 1-1 record all time in league tournament title games, cutting down the nets in 2012 and falling in 2008. There have been six 20+ win seasons (all since 2006-07), UTEP has cracked the top-25 poll in two seasons (2015-16, 2007-08), including being ranked in the final six weeks in '07-08, while receiving votes in seven campaigns total ('15-16, '13-14, '12-13, '11-12, '08-09, '07-08 and '06-07). The Miners have been mentioned in the AP Preseason Poll four times (most recent 2016-17). In 2008 UTEP became the first C-USA women's team to finish undefeated in league play (16-0) while claiming the program's initial league title. The Miners finished 15-1 in C-USA in 2012 in addition to also winning the program's first conference tournament championship. UTEP owns the C-USA single-season record for winning streak at 23, which was set in 2007-08. The University of Texas at El Paso was founded in 1914. Notable alumni include former ABC News Chief White House Correspondent **Sam Donaldson**, well-

MISCELLANEOUS STATS

WHEN STARTING	'19-20 RECORD	CAREER RECORD
Katarina Zec	8-4	39-53
Jordan Jenkins	0-0	12-10
Ariona Gill	7-4	10-13
Katia Gallegos	8-4	Same
Neidy Ocuane	0-0	6-11
Avery Crouse	7-4	Same
Michelle Pruitt	6-1	Same
Ariana Taylor	1-1	6-12
Sabine Lipe	1-0	2-3
Arina Khlopkova	2-2	Same

DOUBLE-FIGURE SCORING	'19-20	CAREER
Katarina Zec	10	46
Ariona Gill	4	13
Ariana Taylor	1	7
Katia Gallegos	7	Same
Michelle Pruitt	3	Same
Neidy Ocuane	0	2
Jordan Jenkins	0	2
Jade Rochelle	1	2
Avery Crouse	2	Same
Arina Khlopkova	2	Same

DOUBLE-FIGURE REBOUNDING	'19-20	CAREER
Ariona Gill	6	7

DOUBLE-DOUBLES	'19-20	CAREER
Ariona Gill	2	3

2019-20 STARTING LINE UPS RECORD

Crouse, Gallegos, Gill, Pruitt, Zec	3-1
Crouse, Gallegos, Gill, Khlopkova, Zec	2-2
Gallegos, Gill, Lipe, Pruitt, Zec	1-0
Crouse, Gallegos, Khlopkova, Pruitt, Zec	1-0
Crouse, Gallegos, Gill, Taylor, Zec	1-1

UTEP'S RECORD WHEN

2019-20 BAKER AT UTEP		
At home	7-3	20-19
On road	1-1	9-18
At neutral sites	0-0	5-3
In overtime	0-0	2-1
Decided by 3 points or less	1-0	5-10
Decided by 4-5 points	0-1	5-4
Decided by 6-10 points	1-1	7-8
Decided by 11-20 points	3-2	12-8
Decided by 21+ points	3-0	5-10
Led after first quarter	6-1	20-11
Tied after first quarter	0-0	2-2
Trailed after first quarter	1-4	11-28
Led at Half	8-0	26-10
Tied at the half	0-0	1-1
Trailed at the half	0-4	7-29
Led after third quarter	8-0	26-8
Tied after third quarter	0-1	1-2
Trailed after third quarter	0-3	7-30
Shot 50% or better	1-0	12-4
Shot 40-49.9%	2-1	12-13
Shot less than 40%	5-3	10-23
Opp. shot 50% or better	0-0	0-4
Opp. shot 40-49%	2-1	9-25
Opp. shot less than 40%	6-3	25-11
UTEP 40% or better on 3s (min. 4)	1-1	13-5
More rebounds than opp.	6-1	29-20
Less rebounds than opp.	2-3	5-19
Rebounds are equal	0-0	0-1
More turnovers than opp.	3-3	22-31
Less turnovers than opp.	5-1	9-6
Turnovers equal	0-0	3-3
Scored 100+ points	0-0	0-0
Scored 90-99 points	1-0	3-0
Scored 80-89 points	0-0	3-0
Scored 70-79 points	3-1	11-2
Scored 60-69 points	4-0	13-15
Scored 50-59 points	0-2	2-12
Scored less than 50 points	0-1	2-11
Allowed 90+ points	0-1	1-1
Allowed 80-89 points	0-0	0-2
Allowed 70-79 points	0-0	7-11
Allowed 60-69 points	1-1	6-18
Allowed 50-59 points	3-2	11-8
Allowed less than 50 points	4-0	9-0
On Mondays	0-0	0-1
On Tuesdays	0-1	0-2
On Wednesdays	1-0	3-2
On Thursdays	2-1	10-10
On Fridays	1-0	4-6
On Saturdays	4-1	14-14
On Sundays	0-1	3-5
On National TV	0-1	3-1
In November	6-1	12-6
In December	1-3	7-12
In January	1-0	6-10
In February	0-0	4-9
In March	0-0	4-3
In day games	2-3	17-25
In night games (5 p.m. or later)	6-1	17-15
In white/pink uniforms	4-0	13-11
In navy uniforms	0-0	8-10
In orange uniforms	1-2	10-17
In gray uniforms	3-2	same



respected and former NFL referee **Ed Hochuli**, former NASA astronaut **Danny Olivas** engineer & **Dennis Poon**, who designed Taipei 101 & some of the tallest buildings in the world.

SPECIAL RUN

The Miners are 163-106 since the start of the 2011-12 season, including 8-4 this year. UTEP has played postseason basketball three times during the stretch, making two deep runs in the WNIT (2014 runner-up, 2016 quarterfinals) and earning the C-USA automatic bid to the 2012 NCAA Tournament (lost, first round). The Orange and Blue have enjoyed 19 separate winning streaks of at least three games (10 such skids), and posted 93 double-digit victories (54 such losses) during that time frame.

HOME GAMES A PLENTY

UTEP will play a total of 18 home games in 2019-20 (7-3 thus far), which will be the most in the regular season for the Miners since also doing so in 2006-07. Nine of the 11 nonconference contests were slated for home. Saturday's game marks the second of nine C-USA contests at the Don Haskins Center.

HOME SWEET HOME

UTEP has an all-time home record of 371-233, including standing 7-3 in the Don Haskins Center this year. The Miners have amassed a record of 173-59 at home since 2006-07, including 104-42 since 2011-12. UTEP has been particularly strong in nonconference play, standing 88-20 in the Sun City in such contests since 2006-07.

TRAVEL TIME

UTEP is 149-373 all time on the road, including standing 1-1 in this year. When playing at a neutral site the Miners stand 62-82, including going 2-2 last season. Since the start of the 2006-07 season UTEP is 66-80 on the road, including 42-49 since 2011-12.

ZEC IN THE CAREER RANKINGS

UTEP senior **Katarina Zec** has sprinkled her name throughout the UTEP career records. Zec is seventh in 3-pointers attempted (326), seventh for 3-pointers made (114), eighth for games started (92), 12th in minutes played (2,785), 16th for assists (183), 22nd in points (897) and for field goals made (323), 25th in games played (99) and 35th for rebounds (365).

QUICK REVIEW OF LAST YEAR

There were some ups and downs in 2018-19, but UTEP played its best basketball late in the season to punch a ticket to the C-USA Championships for the second straight year. Once there 11th-seed UTEP made some noise by rallying from a 10-point deficit late in the third quarter to upset sixth-seed Marshall, 64-56, in double overtime (3/13/19). UTEP delivered its first road sweep in league play in three years with two wins in three days (at FAU, 70-44, 2/7/19 and at FIU, 60-55, 2/9/19). The 26-point differential at FAU was the second-biggest margin of victory in a conference road game in program history. UTEP also dispatched North Texas (59-51, 3/7/19) to improve to 2-0 on "Senior Day" under Baker.

CONNECT ON SOCIAL MEDIA

Fans are encouraged to connect with the Miners on Facebook (UTEP Women's Basketball), Instagram (@utepwbb) and Twitter (@UTEPWBB).

UP NEXT

UTEP will open up the road portion of its league schedule when it plays at Southern Miss at 5 p.m. MT/6 p.m. CT on Jan. 9.

CLIFF NOTES ON THE '19-20 SEASON TULSA 58, AT UTEP 51, 12/29/19

UTEP forced 19 turnovers and held Tulsa to 31.6 percent (18-57) from the floor but it had some struggles of its own in a 58-51 home setback to Tulsa at the Don Haskins Center on Dec. 29. The Miners committed 16 of their 22 turnovers in the first half and finished 13-25 at the charity stripe. UTEP connected on 34.0 percent (18-53) from the floor, which was hindered by going 2-11 (18.2 percent) in the final frame. Yet in spite of those challenges, the Orange and Blue went toe-to-toe with former WAC and Conference USA foe Tulsa. There were seven ties and 11 lead changes, and UTEP led by three (46-43) with seven minutes to go. It wasn't to be, though, with the Golden Hurricane peeling off an 8-0 run over the next five minutes. The Miners stopped the surge with a pair of Katia Gallegos free throws, but couldn't get any closer than three points down the stretch. **Katarina Zec** tallied 13 points to pace the squad while Gallegos netted 10 points and a game-high five assists. **Ariona Gill** flirted with a double-double (nine points, eight rebounds) while also tallying a trio of steals. **Ariana Taylor** put up seven points in her first start of the season.

AT SMU 60, UTEP 54, 12/19/19

Katarina Zec (12 points) and **Ariana Taylor** (season-high 10 points) both reached double figures in scoring while **Ariona Gill** (eight points, 11 rebounds) flirted with a double-double in UTEP's hard-fought 60-56 setback at SMU on Dec. 19. The Miners (7-3) forced 18 turnovers and held the Mustangs (5-4) to 39.0 percent (23-59) from the floor. UTEP shot a similar percentage, but couldn't compensate for a discrepancy on free throws. SMU finished 12-22 at the charity stripe, including 10-14 in the final frame. UTEP was 3-6 at the line, and did not attempt a free throw during the second half despite holding a 32-24 advantage for points in the paint. Another factor was rebounds, with the Mustangs controlling the glass by a count of 43-33. UTEP recorded 17 assists on 24 field goals, with Gill dishing out a career-high five helpers. She also set a career best with five steals.



#20/19 ARIZONA 54, AT UTEP 43, 12/7/19

UTEP forced 23 turnovers and held No. 20 Arizona to its lowest scoring output in a nonconference game in three years but couldn't get enough shots to fall in a 54-43 setback at the Don Haskins Center on Dec. 7. The Miners limited the Wildcats to 38.0 percent shooting (19-50), including just 7.1 percent (1-14) from beyond-the-arc. Arizona entered the contest averaging 78 points and shooting 49 percent from the floor. UTEP also kept All-American Aari McDonald to 13 points on 4-14 shooting, eight below her scoring output. The defensive effort, particularly over the final three quarters, helped give Arizona its smallest margin of victory on the year. The Wildcats brought a +33 scoring margin into the game. **Ariona Gill** (11 points) and **Katia Gallegos** (10 points) paced UTEP on offense. The Miners shot 43 percent in the opening frame but couldn't sustain that on the way to finishing at 25.9 percent (15-58) for the day. But the defense, which kept Arizona to 1-9 in the final quarter, allowed the home side to be down by just nine with three minutes to play. UTEP could get no closer, with the Wildcats hitting enough free throws down stretch to hold on.

AT UTEP 70, WEBER STATE 51, 12/5/19

Senior **Jade Rochelle** provided a huge spark off the bench by setting career highs in points (15) and steals (six) to help the UTEP women's basketball team topple Weber State, 70-51, at the Don Haskins Center on Dec. 5. **Katarina Zec** (15 points) and **Katia Gallegos** (12 points) also reached double figures in the Miners' (7-1) fourth consecutive win. The Wildcats (1-5) put up quite a fight, but UTEP had enough in the tank to continue its best start to a year during the **Kevin Baker** era. UTEP won the boards (42-35), thanks primarily to **Ariona Gill's** career-high 14 rebounds. Gill added seven points to flirt with the double-double. But the night was stolen by Rochelle, who was electric in her 21 minutes off the pine. She connected on 6-10 from the floor, in addition to going 3-3 at the free throw line. Her presence was equally felt on the defensive end where she came up one steal shy of cracking UTEP's top-10 single-game list. Another factor was the Miners' defense forcing 31 turnovers, the most by a UTEP opponent in four years. WSU was held to 35.6 percent (16-45) from the floor, including 23.1 percent (3-13) from 3-point range. UTEP connected on 34.4 percent from the floor but made up for it by getting to the free throw line 39 times (24 makes). The Miners had 12 assists on their 21 field goals made, with freshman **Katia Gallegos** tallying a game-high five.

AT UTEP 71, GEORGIA STATE 68, 11/30/19

Freshmen **Arina Khlopkova** (career-best 20 points) **Avery Crouse** (career-best 13 points) and **Katia Gallegos** (11 points, career-high eight rebounds) all had big nights to help lead the UTEP women's basketball team to a 71-68 victory against Georgia State in its final game of the Eighth-Annual UTEP Thanksgiving Classic on Nov. 30, 2019. The Miners (6-1) forced 20 turnovers, including Khlopkova drawing a charge late in the game, to help topple the upset-minded Panthers. There were eight ties and nine lead changes in a back-and-forth battle. It was tied at 68 with 1:42 to play when Gallegos split through traffic for the go-ahead lay-up. Georgia State missed a pair of shots to either tie or retake the lead late, and Khlopkova put the finishing touches on the win with a free throw with seven seconds left. UTEP overcame an off shooting night (37.1 percent) by taking care of business at the charity stripe (19-24, 79.2 percent) and turning up the pressure to force the aforementioned 20 turnovers. **Sabine Lipe** came off the bench to chip in four points, four rebounds and four assists while **Ariana Taylor** netted six points to go along with two boards. UTEP took good care of the ball, committing only 11 turnovers.

FRESHMEN POWER

Freshmen **Arina Khlopkova** (career-best 20 points) **Avery Crouse** (career-best 13 points) and **Katia Gallegos** (11 points) all hit double digits in scoring in UTEP's win against Georgia State on Nov. 30. It marked the first time that three Miner freshmen scored at least 10 points in the same game against a Division I opponent since 2004-05 at Boise State (3/3/05). In that game the effort was courtesy of **Dana Penno** (14 points), **Izabela Piekarska** (14 points), and **Kasia Krezel** (10 points).

AT UTEP 76, WESTERN MICHIGAN 46, 11/29/19

The UTEP women's basketball team surged out to a 23-point lead at the half (38-15) en route to knocking off Western Michigan, 76-46, at the Eighth-Annual UTEP Thanksgiving Classic Friday afternoon. The Miners (5-1) shot 49.2 percent (30-61) from the floor and won the boards (47-32) to handle the Broncos (2-3). UTEP also got after it on defense by holding WMU to 28.1 percent (16-64) and forcing 18 turnovers to keep them 28 points below their scoring average (74.0) entering the game. Arina Khlopkova (career-high 14 points), Katarina Zec (12 points) and Michelle Pruitt (10 points) all hit double figures in scoring to pace UTEP. Tia Bradshaw (career-best eight points) also had a career scoring day. Ariona Gill (10 rebounds) led the charge on the glass while Zec secured a season-high eight boards. UTEP shared the ball well, with 20 assists on 30 field goals, with Katia Gallegos (five) and Avery Crouse (career-best four) leading the way in the department.

AT UTEP 65, NM STATE 45, 11/23/19

Senior **Ariona Gill** posted a double-double (13 points, 11 rebounds), and UTEP defended with furor in a 65-45 vanquishing of I-10 rival NM State to complete the season sweep of the Aggies at the Don Haskins Center on Nov. 23. The Miners led wire-to-wire in the 20-point victory against the Aggies. UTEP held NM State to 33.9 percent (21-62) from the floor, including a paltry 6.7 percent (1-15) from 3-point range. The Miners also forced 19 turnovers, which led to 19 points, and crushed the Aggies on the boards, 51-30. Freshman **Katia Gallegos** turned in an outstanding all-around effort. She scored 10 points while setting career highs in rebounds (seven), assists (six) and steals (four) in 29 minutes of action. Senior **Katarina Zec** also hit double digits (11 points) in scoring for the fifth time in as many games on the year while freshman **Avery Crouse** netted eight points. UTEP shot 41.5 percent (27-65) from the floor, including 52.9 percent (9-17) during a second quarter where it outscored the visitors, 20-10. But the Miners' defense stole the show. UTEP set season bests for fewest points allowed (45) and 3-point percentage defense (6.7 percent). The Aggies had 25 points through three quarters before putting up 20 points in the final frame, when the outcome was already decided.



NEW MEXICO 93, AT UTEP 78, 11/19/19

UTEP put up 78 points while shooting 49 percent from the floor, but it wasn't enough to keep up with high-octane New Mexico in a 93-78 setback at the Don Haskins Center on Nov. 19. Nearly 1,500 fans, most of them young students, made for an entertaining atmosphere on the Miners' "Education Day" game, but the Lobos emerged victorious in a battle of unbeaten. **Katarina Zec** (16 points), **Tatyana Modawar** (career-high 12 points) and **Katia Gallegos** (10 points) all hit double figures in scoring for UTEP. **Ariona Gill** flirted with a double-double (eight points, 10 rebounds) while **Avery Crouse** netted nine and **Ariana Taylor** chipped in seven points. UNM relied on a barrage of 3-pointers (12-29), an extremely good day at the line (17-19) and winning the boards (41-30) to outlast the Miners. The Lobos had a 24-14 margin on second-chance points while also holding advantages for points in the paint (38-28) and fastbreak points (34-12). UTEP lost for just the second time (14-2) of the **Kevin Baker** era when scoring at least 70 points.

AT UTEP 92, ALCORN STATE 47, 11/16/19

UTEP raced out to an 18-point lead (28-10) after the first quarter and never looked back in a 92-47 win against Alcorn State at the Don Haskins Center on Nov. 16. **Katarina Zec** (17 points) led a quartet of Miners (3-0) in double figures for scoring in the wire-to-wire victory against the Lady Braves (0-4). **Ariona Gill** (14 points, game-high seven rebounds), **Michelle Pruitt** (13 points) and freshman **Avery Crouse** (career-high 10 points) buoyed fellow starter Zec. The bench did its part too by piling up 34 points, with **Ariana Taylor** (nine points) setting the tone for the reserves. **DejaNae Roebuck** (career-high tying seven points) nearly matched Taylor. UTEP registered 23 assists on 34 field goals, won the boards (44-26) and forced 28 turnovers that were converted into 27 points. The Miners shot 54.8 percent (34-62) from the floor, including 39.1 percent (9-23) from distance. Alcorn State was held to 32.0 percent (16-50) shooting. It marked the third 90+ point scoring contest under head coach Kevin Baker, who has his squad off to a 3-0 start for the second time in three seasons.

UTEP 63, AT NM STATE 57, 11/13/19

Senior **Katarina Zec** scored 17 points, including a go-ahead three pointer with two minutes to play in the game, to help lift UTEP to a 63-57 win at I-10 rival NM State on Nov. 9. The effort secured the Miners' third straight 2-0 start under head coach **Kevin Baker**. Furthermore, they picked up their first road win against the Aggies since 2015-16. Junior transfer **Michelle Pruitt** (14 points) and freshman **Katia Gallegos** (13 points) joined Zec in double figures for scoring, while senior **Ariona Gill** pitched in seven points to go along with a team-best eight rebounds. **Ariana Taylor** came off the bench to score nine points, in addition to setting up Zec's clutch trey. It was a back-and-forth game with 12 ties and 19 lead changes, with the final change coming down the stretch. NM State led by two (57-55) with 3:24 to play, but UTEP closed the game on a 6-0 push to stay perfect on the young season. Zec provided the go-ahead score with a knockdown triple off a cross-court pass by Taylor.

AT UTEP 63, UC RIVERSIDE 60, 11/9/19

UTEP bolted out to a 19-point lead (33-14) at the half on the way to defeating UC Riverside, 63-50, at the Don Haskins Center on Nov. 9. The Miners led wire-to-wire against the Highlanders, who were playing for the third time in five days to start the season. UTEP took advantage of that fact, turning up the heat defensively with a pressing defense that forced 28 turnovers. Those giveaways led to 25 points. **Katarina Zec** tallied 18 points to lead a balanced offensive attack that featured six different players with at least six points. Freshman **Katia Gallegos** debuted with nine points, five assists, two steals and no turnovers in a squad-high 34 minutes of playing time. Junior transfer **Michelle Pruitt** (eight points, 10 rebounds) flirted with a double-double while fellow classmate and transfer **DejaNae Roebuck** came off the bench to score seven points. UTEP got to the free throw line 30 times and took 60 shots to the Highlanders' 41 attempts. The discrepancy came from UCR's 28 turnovers compared to only 15 by the Orange and Blue.

STIFLING DEFENSE

UTEP locked down on UCR (11/9) from the onset, limiting the Highlanders to four points in the first quarter. It tied as the third-lowest points allowed in a frame by the Miners. Additionally, the 50 points allowed were the fewest in a season opener since 2006-07.

EXHIBITION REWIND

UTEP prepped for the 2019-20 season by posting a pair of victories against Division II opponents in exhibition contests. The Miners downed Eastern New Mexico, 84-64, (Oct. 26), while also besting St. Mary's (TX) (Nov. 2), 59-47. **Katarina Zec** averaged 20.5 points per game to lead the unit, with transfer **Michelle Pruitt** (10.5 ppg) also checking in for double figures. UTEP had a +9.0 rebounding margin (41.5-32.5) during the contests. The Miners also forced 24.0 turnovers per game, which made up for the opposition hitting 41.2 percent (42-102) from the floor in the two contests.



2019-20 UTEP WOMEN'S BASKETBALL ROSTERS

NUMERICAL

NO.	NAME	POS	HT	CL	EXP	HOMETOWN (HS/PREVIOUS SCHOOL)
00	Jordan Jenkins^	PG	5-3	Jr.	2L	Tennessee Colony, Texas (Buffalo HS)
1	Arina Khlopkova	G/F	6-0	Fr.	HS	Moscow, Russia (Christian Academy of Louisville)
2	Tia Bradshaw	G	5-9	Jr.	TR	Dodge City, Kan. (Hutchinson CC)
3	Katia Gallegos	G	5-7	Fr.	HS	El Paso, Texas (Franklin HS)
4	Neidy Ocuane	PG	5-5	R-Sr.	2L	Maputo, Mozambique (Seward County CC)
10	Jade Rochelle	G/F	5-11	Sr.	1L	Grandview, Texas (Blinn College)
12	Ariona Gill	G/F	6-0	R-Sr.	1L	Las Vegas, Nev. (San Jacinto College)
13	Sabine Lipe	G	5-9	So.	1L	Liepaja, Latvia (Liepajas 15 Vidusskola)
15	Avery Crouse	G	6-0	Fr.	HS	Sachse, Texas (Sachse HS)
22	DejaNae Roebuck	F	6-0	Jr.	TR	Olathe, Kan. (Hutchinson CC)
25	Ariana Taylor	F	6-1	So.	1L	Houston, Texas (Houston Wheatley HS)
31	Tatyana Modawar	F	6-3	Fr.	HS	Concord, Calif. (Carondelet HS)
33	Michelle Pruitt	F/C	5-11	Jr.	TR	Chicago, Ill. (Miami Dade College)
44	Katarina Zec	G/F	5-11	Sr.	3L	Belgrade, Serbia (Sportska gimnazija)

ALPHABETICAL

NO.	NAME	POS	HT	CL	EXP	HOMETOWN (HS/PREVIOUS SCHOOL)
2	Tia Bradshaw	G	5-9	Jr.	TR	Dodge City, Kan. (Hutchinson CC)
15	Avery Crouse	G	6-0	Fr.	HS	Sachse, Texas (Sachse HS)
3	Katia Gallegos	G	5-7	Fr.	HS	El Paso, Texas (Franklin HS)
12	Ariona Gill	G/F	6-0	R-Sr.	1L	Las Vegas, Nev. (San Jacinto College)
00	Jordan Jenkins^	PG	5-3	Jr.	2L	Tennessee Colony, Texas (Buffalo HS)
1	Arina Khlopkova	G/F	6-0	Fr.	HS	Moscow, Russia (Christian Academy of Louisville)
13	Sabine Lipe	G	5-9	So.	1L	Liepaja, Latvia (Liepajas 15 Vidusskola)
31	Tatyana Modawar	F	6-3	Fr.	HS	Concord, Calif. (Carondelet HS)
4	Neidy Ocuane	PG	5-5	R-Sr.	2L	Maputo, Mozambique (Seward County CC)
33	Michelle Pruitt	F/C	5-11	Jr.	TR	Chicago, Ill. (Miami Dade College)
10	Jade Rochelle	G/F	5-11	Sr.	1L	Grandview, Texas (Blinn College)
22	DejaNae Roebuck	F	6-0	Jr.	TR	Olathe, Kan. (Hutchinson CC)
25	Ariana Taylor	F	6-1	So.	1L	Houston, Texas (Houston Wheatley HS)
44	Katarina Zec	G/F	5-11	Sr.	3L	Belgrade, Serbia (Sportska gimnazija)

^denotes will miss season

COACHING STAFF

Kevin Baker - Head Coach

Todd Buchanan - Associate Head Coach

Anthony Anderson - Assistant Head Coach/Director of Player Development

Heather Karner - Assistant Coach/Recruiting Coordinator

Chisan Jones - Strength and Conditioning

Lexi Murphy - Director of Basketball Operations

Christina Robinson - Graduate Assistant

Harper Sheets - Graduate Assistant

William Chapa - Student Assistant

STARTERS RETURNING (3)				LETTER WINNERS RETURNING (7)				NEWCOMERS (7)				PRONUNCIATIONS
#	Name	Pos.	Cl.	#	Name	Pos.	Cl.	#	Name	Pos.	Cl.	
4	Neidy Ocuane	PG	Sr.	00	Jordan Jenkins^	PG	Jr.	1	Arina Khlopkova	G/F	Fr.	KATIA GALLEGOS: Cah-t-uh Guy-yay-gose
25	Ariana Taylor	F	So.	4	Neidy Ocuane	PG	Sr.	2	Tia Bradshaw	G	Jr.	ARIONA Gill: Air-e-ah-nuh
44	Katarina Zec	G	Sr.	10	Jade Rochelle	F	Sr.	3	Katia Gallegos	G	Fr.	SABINE LIPE: Sah-be-nay Lee-pay
STARTERS LOST (2)				12	Ariona Gill	G/F	R-Sr.	5	Avery Crouse	G	Fr.	ARINA KHLOPKOVA: Clop-ko-vuh
#	Name	Pos.	Cl.	13	Sabine Lipe	G	So.	22	DejaNae Roebuck	F	Jr.	NEIDY OCUANE: Nay-dee Oh-kwan-knee
3	Jordan Alexander	F	Sr.	25	Ariana Taylor	F	So.	31	Tatyana Modawar	F	Fr.	DEJANAE Roebuck: Day-jah-nay
5	Zuzanna Puc	F	Jr.	44	Katarina Zec	G	Sr.	33	Michelle Pruitt	F/C	Jr.	ARIANA Taylor: Are-e-ah-nuh
				LETTER WINNERS LOST (3)								Katarina ZEC: Zetz
#	Name	Pos.	Cl.	#	Name	Pos.	Cl.					
3	Jordan Alexander	F	Sr.	3	Jordan Alexander	F	Sr.					
5	Zuzanna Puc	F	Jr.	5	Zuzanna Puc	F	Jr.					
23	Alexa Hoy	G	Jr.	23	Alexa Hoy	G	Jr.					
				^denotes will miss season								



UTEP INDIVIDUAL CAREER HIGHS

#2 TIA BRADSHAW | 5-9 | G | JR-TR

PTS: 8, Western Michigan (11/29/19)
 REB: 4, Western Michigan (11/29/19)
 AST: 3, Alcorn State (11/16/19)
 STL: 2, twice, last Georgia State (11/30/19)
 BLK: 1, NM State (11/23/19)
 FG: 3, Western Michigan (11/29/19)
 FGA: 5, Georgia State (11/30/19)
 3FG: 1, NM State (11/23/19)
 3FGA: 1, four times, last at SMU (12/19/19)
 FT: 3, Weber State (12/5/19)
 FTA: 6, Weber State (12/5/19)
 MIN: 15, twice, last New Mexico (11/19/19)

#15 AVERY CROUSE | 6-0 | G | FR-HS

PTS: 13, Georgia State (11/30/19)
 REB: 6, Western Michigan (11/29/19)
 AST: 5, FIU* (1/2/20)
 STL: 2, twice, last Georgia State (11/30/19)
 BLK: 1, Tulsa (12/29/19)
 FG: 4, twice, last NM State (11/23/19)
 FGA: 10, twice, last at SMU (12/19/19)
 3FG: 3, Alcorn State (11/16/19)
 3FGA: five, twice, last at SMU (12/19/19)
 FT: 5, Georgia State (11/30/19)
 FTA: 6, Georgia State (11/30/19)
 MIN: 38, #20 Arizona (12/7/19)

#3 KATIA GALLEGOS | 5-7 | G | FR-HS

PTS: 13, at NM State (11/13/19)
 REB: 9, #20 Arizona (12/7/19)
 AST: 6, NM State (11/23/19)
 STL: 4, NM State (11/23/19)
 BLK: NA
 FG: 4, three times, last #20 Arizona (12/7/19)
 FGA: 16, #20 Arizona (12/7/19)
 3FG: 1, seven times, last FIU* (1/2/20)
 3FGA: 7, UCR (11/9/19)
 FT: 7, at NM State (11/13/19)
 FTA: 10, at NM State (11/13/19)
 MIN: 35, #20 Arizona (12/7/19)

#12 ARIONA GILL | 6-0 | G/F | SR-1L

PTS: 22, Abilene Christian (11/24/18)
 REB: 14, Weber State (12/5/19)
 AST: 5, at SMU (12/19/19)
 STL: 5, at SMU (12/19/19)
 BLK: 2, four times, last at SMU (12/19/19)
 FG: 10, Abilene Christian (11/24/18)
 FGA: 19, Abilene Christian (11/24/18)
 3FG: 3, Arkansas State (12/1/18)
 3FGA: 5, Arkansas State (12/1/18)
 FT: 9, NM State (11/17/18)
 FTA: 12, NM State (11/17/18)
 MIN: 39, NM State (11/17/18)

#00 JORDAN JENKINS | 5-3 | PG | JR-2L

PTS: 11, Alcorn State (11/10/18)
 REB: 5, twice, last CSUB (11/14/18)
 AST: 7, twice, last vs. WIU (12/20/18)
 STL: 2, three times, last Nicholls State (11/23/18)
 BLK: 0
 FG: 4, Alcorn State (11/10/18)
 FGA: 7, twice, last at New Mexico (12/5/18)
 3FG: 2, three times, last at New Mexico (12/5/18)
 3FGA: 5, at UC Riverside (12/30/17)
 FT: 3, MT* (1/19/19)
 FTA: 4, twice, last MT* (1/19/19)
 MIN: 35, at New Mexico (12/5/18)

#1 ARINA KHLOPKOVA | 6-0 | G/F | FR-HS

PTS: 20, Georgia State (11/30/19)
 REB: 5, Georgia State (11/30/19)
 AST: 1, four times, last FIU* (1/2/20)
 STL: 2, Alcorn State (11/16/19)
 BLK: 1, twice, last Western Michigan (11/29/19)
 FG: 5, twice, last Georgia State (11/30/19)
 FGA: 10, Georgia State (11/30/19)
 3FG: 2, three times, last Georgia State (11/30/19)
 3FGA: 5, twice, last Georgia State (11/30/19)
 FT: 8, Georgia State (11/30/19)
 FTA: 10, Georgia State (11/30/19)
 MIN: 32, Georgia State (11/30/19)

#13 SABINE LIPE | 5-9 | G | SO-1L

PTS: 7, three times, last at UTSA* (1/5/19)
 REB: 7, at UTSA* (1/5/19)
 AST: 7, at UTSA* (1/5/19)
 STL: 3, Weber State (12/5/19)
 BLK: 3, Alcorn State (11/16/19)
 FG: 2, six times, last #20 Arizona (12/7/19)
 FGA: 6, FIU* (1/2/20)
 3FG: 1, eight times, last at SMU (12/19/19)
 3FGA: 4, twice, last FIU* (1/2/20)
 FT: 5, at UTSA* (1/5/19)
 FTA: 6, twice, last at UTSA* (1/5/19)
 MIN: 31, at Tulsa (12/29/18)

#31 TATYANA MODAWAR | 6-3 | F | FR-HS

PTS: 12, New Mexico (11/19/19)
 REB: 4, Western Michigan (11/29/19)
 AST: 1, three times, last Western Michigan (11/29/19)
 STL: 1, Alcorn State (11/16/19)
 BLK: 1, FIU* (1/2/20)
 FG: 4, New Mexico (11/19/19)
 FGA: 7, New Mexico (11/19/19)
 3FG: 1, three times, Weber State (12/5/19)
 3FGA: 1, four times, last Weber State (12/5/19)
 FT: 4, New Mexico (11/19/19)
 FTA: 4, New Mexico (11/19/19)
 MIN: 16, New Mexico (11/19/19)

#4 NEIDY OCUANE | 5-5 | PG | SR-1L

PTS: 14, twice, last at FIU (2/9/19)
 REB: 6, twice, last vs. Marshall (3/13/19)
 AST: 5, three times, last North Texas (3/7/19)
 STL: 3, at FAU (2/7/19)
 BLK: 1, vs. WIU (12/20/18)
 FG: 4, twice, last at FIU (2/9/19)
 FGA: 11, Marshall (1/31/19)
 3FG: 4, Marshall (1/31/19)
 3FGA: 10, Marshall (1/31/19)
 FT: 4, at FAU (2/7/19)
 FTA: 5, NM State (11/17/18)
 MIN: 38, vs. Marshall (3/13/19)

#33 MICHELLE PRUITT | 5-11 | F/C | JR-TR

PTS: 14, at NM State (11/13/19)
 REB: 10, UCR (11/9/19)
 AST: 2, twice last Western Michigan (11/29/19)
 STL: 2, twice, last NM State (11/23/19)
 BLK: NA
 FG: 7, at NM State (11/13/19)
 FGA: 13, at NM State (11/13/19)
 3FG: NA
 3FGA: NA
 FT: 4, UCR (11/9/19)
 FTA: 8, UCR (11/9/19)
 MIN: 27, UCR (11/9/19)

#10 JADE ROCHELLE | 5-11 | G/F | SR-1L

PTS: 15, Weber State (12/5/19)
 REB: 9, Arkansas State (12/1/18)
 AST: 3, at ODU (1/24/19)
 STL: 6, Weber State (12/5/19)
 BLK: 1, 11 times, last vs. Marshall (3/13/19)
 FG: 6, Weber State (12/5/19)
 FGA: 10, Weber State (12/5/19)
 3FG: 1, three times, last vs. Marshall (3/13/19)
 3FGA: 2, twice, last vs. MT (3/14/19)
 FT: 5, Portland State (12/9/18)
 FTA: 8, Portland State (12/9/18)
 MIN: 29, vs. Marshall (3/13/19)

#22 DEJANAE ROEBUCK | 6-0 | F | JR-TR

PTS: 7, twice, last Alcorn State (11/16/19)
 REB: 3, Alcorn State (11/16/19)
 AST: 2, Alcorn State (11/16/19)
 STL: 1, four times, last FIU (1/2/20)
 BLK: 2, Alcorn State (11/16/19)
 FG: 2, twice, last Alcorn State (11/16/19)
 FGA: 5, Alcorn State (11/16/19)
 3FG: NA
 3FGA: 1, twice, last Western Michigan (11/29/19)
 FT: 3, twice, last Alcorn State (11/16/19)
 FTA: 6, UCR (11/9/19)
 MIN: 17, Alcorn State (11/16/19)

#25 ARIANA TAYLOR | 6-0 | F | SO-1L

PTS: 16, vs. Akron (12/21/18)
 REB: 7, twice, last #20 Arizona (12/7/19)
 AST: 3, twice, last vs. Marshall (3/13/19)
 STL: 1, nine times, last at SMU (12/19/19)
 BLK: 4, at UTSA (1/5/19)
 FG: 5, twice, last LA Tech (2/14/19)
 FGA: 11, at Rice (1/12/19)
 3FG: 3, at North Texas (1/10/19)
 3FGA: 5, twice, last North Texas (3/7/19)
 FT: 4, twice, last vs. Akron (12/21/18)
 FTA: 6, Portland State (12/9/18)
 MIN: 37, vs. Marshall (3/13/19)

#44 KATARINA ZEC | 5-11 | G/F | SR-3L

PTS: 22, at NM State (12/10/17)
 REB: 9, three times, last at ODU* (1/24/19)
 AST: 7, WKU* (3/3/18)
 STL: 3, FIU* (1/2/20)
 BLK: 1, eight times, at SMU (12/19/19)
 FG: 9, North Texas* (3/7/19)
 FGA: 18, Weber State (12/5/19)
 3FG: 7, at NM State (12/10/17)
 3FGA: 10, twice, last at Weber State (11/28/18)
 FT: 7, CSUB (11/14/18)
 FTA: 9, CSUB (11/14/18)
 MIN: 49, vs. Marshall (3/13/19)



2019-20 GAME-BY-GAME STATS

OPP.	DATE	W/L	PTS	1Q/2Q/3Q/4Q/OT(S)	LARGEST LEAD	IN PAINT PTS	OFF TOS PTS	2ND CHANCE PTS	BENCH PTS	FG-FGA	PCT	3 PT FG-FGA	3PT PCT	FT-FTA	FT PCT	O-D-TOT	AVG	PF	A	TO	BLK	STL	PTS	AVG
@UTEP	11/9/19	W	63	14/19/13/17	21	24	25	11	21	19-60	.317	6-21	.286	19-30	.633	19-16-35	35.0	23	12	15	0	8	63	63.0
UCR			50	4/10/14/22	0	26	8	10	18	18-41	.439	1-13	.077	13-19	.684	11-29-40	40.0	27	9	28	5	7	50	50.0
UTEP	11/13/19	W	63	16/17/14/16	8	32	6	8	12	23-59	.390	3-12	.250	14-22	.636	11-34-45	40.0	13	10	12	0	5	63	63.0
@NM State			57	17/15/14/11	7	30	16	11	24	20-61	.328	4-20	.200	13-17	.765	9-30-39	39.5	18	10	11	2	9	57	53.5
@UTEP	11/16/19	W	92	28/18/26/20	48	47	27	16	34	34-62	.548	9-23	.391	15-20	.750	15-29-44	41.3	19	23	25	6	12	92	72.7
Alcorn State			47	10/14/13/10	0	22	13	7	18	16-50	.320	2-10	.200	13-19	.684	9-17-26	35.0	26	10	28	2	14	47	51.3
@UTEP	11/19/19	L	78	19/20/20/19	2	28	15	14	31	26-53	.491	6-11	.545	20-33	.606	11-19-30	38.5	19	14	21	1	6	78	74.0
New Mexico			93	25/28/23/17	21	38	27	24	47	32-69	.464	12-29	.414	17-19	.895	18-23-41	36.5	26	19	16	2	9	93	61.8
@UTEP	11/23/19	W	65	12/20/21/12	32	40	19	11	13	27-65	.415	6-21	.286	5-5	1.000	20-31-51	41.0	14	15	23	4	8	65	72.2
NM State			45	7/10/8/20	0	28	22	8	18	21-62	.339	1-15	.067	2-5	.400	12-18-30	30.0	12	6	19	3	13	45	58.4
@UTEP	11/29/19	W	76	18/20/18/20	30	42	17	14	37	30-61	.492	7-17	.412	9-10	.900	14-33-47	42.0	19	20	21	3	8	76	72.8
Western Michigan			46	7/8/19/12	0	22	14	8	8	18-64	.281	3-30	.100	7-11	.636	15-17-32	34.7	17	8	18	3	12	46	56.3
@UTEP	11/30/19	W	71	16/26/15/14	10	28	14	15	20	23-62	.371	6-23	.261	19-24	.792	14-23-37	41.3	19	15	11	0	8	71	72.6
Georgia State			68	17/17/20/14	6	22	13	18	7	22-51	.431	5-18	.278	19-26	.731	11-29-40	35.4	25	9	20	7	8	68	58.0
@UTEP	12/5/19	W	70	11/18/23/18	19	30	24	12	32	21-61	.344	4-16	.250	24-39	.615	15-27-42	41.4	22	12	16	1	14	70	72.2
Weber State			51	10/12/16/13	5	26	8	2	12	16-45	.356	3-13	.231	16-23	.696	5-30-35	35.4	30	9	31	5	4	51	57.1
@UTEP	12/7/19	L	43	14/3/12/14	3	23	13	4	9	15-58	.259	3-17	.176	10-15	.667	12-27-39	41.1	24	7	21	1	7	43	69.0
#20 Arizona			54	21/12/14/7	19	28	17	4	5	19-50	.380	1-14	.071	15-23	.652	9-36-45	36.4	18	8	23	8	10	54	56.8
UTEP	12/19/19	L	56	12/14/16/14	4	32	11	8	22	24-61	.393	5-19	.263	3-6	.500	12-21-33	40.3	21	17	17	4	10	56	67.7
@SMU			60	16/14/14/16	8	24	14	4	14	23-59	.390	2-7	.286	12-22	.545	19-24-43	37.1	11	17	18	4	9	60	57.1
@UTEP	12/29/19	L	51	13/11/17/10	6	28	11	11	10	18-53	.340	2-9	.222	13-25	.520	11-32-43	40.5	23	12	22	6	6	51	66.2
Tulsa			58	10/18/13/17	7	24	12	9	19	18-57	.316	5-22	.227	17-28	.607	12-28-40	40.0	19	10	19	9	15	58	57.2
@UTEP	1/2/20	W	64	26/10/20/8	34	30	15	13	18	23-65	.354	5-20	.250	13-19	.684	14-33-47	41.1	17	18	14	1	6	64	66.0
FIU*			34	10/11/5/8	2	12	6	0	14	12-49	.245	1-10	.100	9-14	.643	6-30-36	36.0	21	6	23	2	3	34	55.2
UTEP			792	173/186/195/174	48	384	197	137	265	283-720	.393	62-209	.297	164-248	.661	168-325-493	41.1	233	175	218	27	98	792	66.0
Opponents			663	144/158/168/159	21	302	170	105	195	235-658	.357	40-201	.199	153-226	.677	136-311-447	37.2	250	121	254	52	113	663	55.2

2019-20 POINTS-REBOUNDS-ASSISTS

Opponent	Khlopkova	Bradshaw	Gallegos	Ocuane	Rochelle	Gill	Lipe	Crouse	Roebuck	Taylor	Modawar	Pruitt	Zec
UCR	6-2-0	0-0-0	9-4-5	0-0-0	0-0-0	2-4-0	5-1-0	6-2-3	7-2-1	DNP	2-0-1	8-10-0	18-5-2
at NM State	0-1-0	0-1-2	13-5-1	DNP	1-0-0	7-8-1	0-0-1	0-5-1	2-1-0	9-5-1	0-0-0	14-4-1	17-7-2
Alcorn State	2-0-1	4-1-3	4-1-3	0-0-0	2-3-0	14-7-4	5-5-2	10-2-1	7-3-2	9-3-1	5-2-0	13-4-2	17-6-4
New Mexico	2-0-0	3-2-2	10-2-3	0-1-1	0-0-0	8-10-2	3-1-1	9-1-2	4-1-0	7-2-1	12-3-1	4-1-0	16-4-1
NM State	6-1-0	5-2-0	10-7-6	DNP	0-1-1	13-11-1	0-1-0	8-3-2	0-2-1	4-2-2	4-2-0	4-5-1	11-7-1
WMU	14-2-1	8-4-2	6-2-5	DNP	4-2-0	5-10-1	4-1-2	6-6-4	0-1-0	0-1-0	7-4-1	10-2-2	12-8-2
Georgia State	20-5-1	6-1-1	11-8-4	DNP	2-0-0	DNP	4-4-4	13-3-2	2-1-0	6-2-0	0-1-0	2-2-0	5-5-3
Weber State	1-2-0	3-2-2	12-4-5	DNP	15-4-0	7-14-1	4-2-4	3-2-0	2-1-0	1-2-0	5-1-0	2-2-0	15-4-0
#20 Arizona	4-3-0	0-0-0	10-9-4	DNP	0-1-0	11-7-2	5-0-0	5-2-1	2-1-0	2-7-0	DNP	DNP	4-4-0
at SMU	5-2-0	2-0-0	3-2-3	DNP	0-1-0	8-11-5	4-2-3	6-2-1	DNP	10-4-1	2-2-0	4-1-1	12-4-3
Tulsa	2-0-0	0-1-0	10-3-5	DNP	0-3-0	9-8-2	2-5-1	2-3-2	0-0-0	7-3-1	2-1-0	4-4-0	13-8-1
FIU*	3-4-1	0-3-0	7-4-5	DNP	4-2-0	12-10-3	3-2-1	2-4-5	0-0-0	9-2-1	0-2-0	8-6-0	16-5-2

Bold for 10+ points, rebounds or assists



2018-19 RESULTS & STATS

DATE	OPPONENT	RESULT
Nov. 10	Alcorn State	W, 77-51
Nov. 14	CSU Bakersfield	W, 53-47
Nov. 17	NM State	L, 65-69
Nov. 23	ACU 81, Texas Southern 39§	
	Nicholls States	L, 56-58
Nov. 24	Nicholls State 58, Texas Southern 57§	
	Abilene Christians	L, 69-70
Nov. 28	at Weber State	L, 63-68
Dec. 1	Arkansas State	L, 66-67
Dec. 5	at New Mexico	L, 51-69
Dec. 9	Portland State	L, 61-89
Dec. 17	at Arizona	L, 40-62
Dec. 20	vs. Western Illinois%	W, 84-72
Dec. 21	vs. Akron%	L, 57-64
Dec. 29	at Tulsa	L, 45-66
Jan. 5	at UTSA* (ESPN+)	W, 73-60
Jan. 10	at North Texas*	L, 51-70
Jan. 12	at Rice*	L, 42-76
Jan. 17	UAB*	L, 48-76
Jan. 19	Middle Tennessee*	L, 49-79
Jan. 24	at Old Dominion*	L, 59-78
Jan. 26	at Charlotte*	L, 39-62
Jan. 31	Marshall*	L, 60-63
Feb. 2	WKU*	L, 61-64
Feb. 7	at Florida Atlantic*	W, 70-44
Feb. 9	at FIU*	W, 60-55
Feb. 14	LA Tech*	L, 64-74
Feb. 16	Southern Miss*	L, 63-64
Feb. 23	UTSA* (ESPN+)	W, 77-73
March 2	at UAB*	L, 45-68
March 7	North Texas* (ESPN+)	W, 59-51
March 13	vs. Marshall^ (ESPN+)	W, 64-58 (2OT)
March 14	vs. Middle Tennessee^ (ESPN+)	L, 44-66

Bold denotes home game

§ Seventh-Annual UTEP Thanksgiving Classic (El Paso, Texas)

% Las Vegas Christmas Shootout (Las Vegas, Nev.)

* Conference USA Game

^ Conference USA Championships (Frisco, Texas)

TEAM STATISTICS	UTEP	OPP
SCORING	1815	2029
Points per game	58.5	65.5
Scoring margin	-6.9	-
FIELD GOALS-ATT	633-1590	735-1804
Field goal pct	.398	.407
3 POINT FG-ATT	169-546	243-762
3-point FG pct	.310	.319
3-pt FG made per game	5.5	7.8
FREE THROWS-ATT	380-554	316-438
Free throw pct	.686	.721
F-Throws made per game	12.3	10.2
REBOUNDS	1116	1055
Rebounds per game	36.0	34.0
Rebounding margin	+2.0	-
ASSISTS	419	445
Assists per game	13.5	14.4
TURNOVERS	509	372
Turnovers per game	16.4	12.0
Turnover margin	-4.4	-
Assist/turnover ratio	0.8	1.2
STEALS	118	229
Steals per game	3.8	7.4
BLOCKS	71	87
Blocks per game	2.3	2.8
WINNING STREAK	0	-
Home win streak	2	-
ATTENDANCE	7512	19207
Home games-Avg/Game	15-501	12-1422
Neutral site-Avg/Game	-	4-536

SCORE BY PERIODS:

	1ST	2ND	3RD	4TH	OT	OT2	TOTAL
UTEP	396	435	444	522	6	12	1815
Opp.	544	461	478	536	6	4	2029

2018-19 STATISTICS

9-22, 5-11 C-USA; HOME 4-11, AWAY 3-9, NEUTRAL 2-2

##	PLAYER	GP	GS	MIN	AVG	TOTAL			3-PTS			REBOUNDS							A	TO	BLK	STL	PTS	AVG		
						FGA	PCT	3FG	FGA	PCT	FT	FTA	PCT	OFF	DEF	TOT	AVG	PF							OQ	
5	Zuzanna Puc	31	31	927	29.9	145	.302	.480	16	49	.327	66	103	.641	64	145	209	6.7	73	3	65	91	20	14	372	12.0
44	Katarina Zec	31	30	931	30.0	108	.252	.429	34	95	.358	63	77	.818	39	98	137	4.4	58	1	60	67	1	12	313	10.1
3	Jordan Alexander	31	30	936	30.2	91	.236	.386	35	108	.324	64	89	.719	26	147	173	5.6	54	1	54	65	14	26	281	9.1
12	Ariana Gill	23	12	578	25.1	73	.175	.417	14	47	.298	39	64	.609	30	71	101	4.4	60	3	36	45	6	14	199	8.7
23	Alexa Hoy	19	6	461	24.3	39	.122	.320	14	47	.298	28	36	.778	14	31	45	2.4	15	0	25	31	1	3	120	6.3
25	Ariana Taylor	31	16	584	18.8	62	.159	.390	20	57	.351	40	59	.678	28	50	78	2.5	69	3	23	55	15	7	184	5.9
04	Neidy Ocuane	31	17	692	22.3	36	.126	.286	23	86	.267	29	37	.784	11	54	65	2.1	37	0	56	61	1	16	124	4.0
10	Jade Rochelle	30	0	595	19.8	44	.123	.358	3	14	.214	29	58	.500	55	86	141	4.7	46	0	27	36	11	14	120	4.0
13	Sabine Lipe	13	4	179	13.8	12	.31	.387	3	14	.214	14	19	.737	5	25	30	2.3	20	0	25	15	2	7	41	3.2
00	Jordan Jenkins	19	9	348	18.3	21	.61	.344	6	28	.214	8	12	.667	0	31	31	1.6	14	0	46	29	0	5	56	2.9
32	x-Conchi Satorre	2	0	19	9.5	2	.3	.667	1	1	1.000	0	0	.000	1	3	4	2.0	5	0	2	6	0	0	5	2.5
TM TM.....															41	61	102	3.3	0							
TOTAL.....		31				633	1590	.398	169	546	.310	380	554	.686	314	802	1116	36.0	451	11	419	509	71	118	1815	58.5
OPPONENTS.....		31				735	1804	.407	243	762	.319	316	438	.721	330	725	1055	34.0	590	-	445	372	87	229	2029	65.5

x-Inactive player | Returning players in bold

SCORE BY PERIODS:	1ST	2ND	3RD	4TH	OT	OT2	TOTAL
UTEP	396	435	444	522	6	12	1815
Opponents	544	461	478	536	6	4	2029



THE LAST TIME IT HAPPENED IN A GAME...

TEAM

SCORED AT LEAST 90 POINTS

UTEP: 92, Alcorn State (11/16/19)
Opponent: 93, New Mexico (11/19/19)

SCORED AT LEAST 100 POINTS

UTEP: 105, Southern Miss* (2/21/09)
Opponent: 102, vs. Georgia Tech (12/20/13)

YIELDED LESS THAN 40 POINTS

UTEP: 33, vs. Samford (12/21/17)
Opponent: 34, FIU* (1/2/20)

SCORED AT LEAST 30 POINTS IN QUARTER

UTEP: 30, CSU Bakersfield (11/11/17)
Opponent: 30, Middle Tennessee* (1/19/19)

SCORED LESS THAN 5 POINTS IN QUARTER

UTEP: 3, Arizona (12/7/19)
Opponent: 4, vs. Samford (12/21/17)

SCORED AT LEAST 50 POINTS IN HALF

UTEP: 53, Western Kentucky* (3/3/18)
Opponent: 50, Middle Tennessee* (1/19/19)

SHOT AT LEAST 60 PERCENT OVERALL

UTEP: .660 (35-53), Southern Miss* (2/21/09)
Opponent: .607 (37-61), at ODU* (3/2/17)

SHOT BELOW 25 PERCENT OVERALL

UTEP: .234 (15-64), vs. K-State (11/25/16)
Opponent: .245 (12-49), FIU* (1/2/20)

SHOT AT LEAST 60 PERCENT ON 3-POINTERS

(minimum 10 attempts)
UTEP: .600 (6-10), vs. UAB (3/8/18)
Opponent: .625 (10-16), Texas State (11/30/13)

SHOT 100 PERCENT ON FREE THROWS

(minimum 10 attempts)
UTEP: 16-16, at Wyoming (1/14/89)
Opponent: 13-13, Portland State (12/9/18)

MADE AT LEAST 35 FIELD GOALS

UTEP: 41, Western New Mexico (11/17/16)
Opponent: 37, at ODU* (3/2/17)

ATTEMPTED AT LEAST 80 FIELD GOALS

UTEP: 83, Charlotte* (2/27/16)
Opponent: 80, at Florida Atlantic* (3/5/14)

MADE AT LEAST 12 THREE-POINTERS

UTEP: 12, New Mexico (12/2/15)
Opponent: 12, New Mexico (11/19/19)

MADE AT LEAST 30 FREE THROWS

UTEP: 42, vs. East Carolina (12/17/17)
Opponent: 31, at UTSA* (1/21/17)

ATTEMPTED AT LEAST 40 FREE THROWS

UTEP: 50, vs. East Carolina (12/17/17)
Opponent: 45, at UCF* (2/17/13)

GRABBED AT LEAST 60 REBOUNDS

UTEP: 66, Western New Mexico (11/17/16)
Opponent: 62, Arizona (2/22/86)

POSTED AT LEAST 25 ASSISTS

UTEP: 26, Western New Mexico (11/17/16)
Opponent: 27, UAB* (2/2/18)

REGISTERED AT LEAST 20 STEALS

UTEP: 20, Kansas State (11/16/13)
Opponent: 20, at San Jose State* (1/2/02)

BLOCKED AT LEAST 10 SHOTS

UTEP: 12, Houston Baptist (11/30/16)
Opponent: 10, vs. UAB (3/10/86)

COMMITTED AT LEAST 30 FOULS

UTEP: 30, North Texas* (2/16/17)
Opponent: 36, vs. East Carolina (12/17/17)

SIX PLAYERS IN DOUBLE FIGURES

UTEP: vs. East Carolina (12/17/17)
Opponent: Middle Tennessee* (1/17/16)

EVERY STARTER IN DOUBLE FIGURES

UTEP: Marshall* (1/28/17)
Opponent: Oregon (3/28/16)

TWO PLAYERS WITH DOUBLE-DOUBLES

UTEP: FIU* (3/1/18)
Opponent: UTSA* (2/23/19)

Bold denotes Kevin Baker era

* denotes regular-season league contest



UTEP SINGLE-GAME RECORDS

FIELD GOALS MADE

FG	OPP	DATE
1. 49	Colorado State*	2/9/80
2. 46	vs. Texas Lutheran+	12/4/82
3. 45	UT-Permian Basin+	12/15/06
4. 41	WNMU+	11/17/16
41	UT-Permian Basin+	12/21/05
6. 40	Savannah State	11/22/08
7. 39	Hardin Simmons+	2/16/85
8. 39	Texas State	12/17/10
9. 38	Fresno State*	1/11/03
38	at BYU	1/6/90
38	Eastern New Mexico+	1/13/87

FIELD GOALS ATTEMPTED

FGA	OPP	DATE
1. 93	vs. Texas Lutheran+	12/4/82
2. 87	at New Mexico State*	12/15/79
3. 86	New Mexico State*	12/13/80
4. 85	UT-Dallas+	11/20/04
85	vs. Arizona	11/25/83
85	Eastern New Mexico+	3/1/80
7. 84	at Southern Utah	12/29/88
84	Hardin Simmons+	2/16/85
84	at Eastern New Mexico+	1/28/84
10. 83	Charlotte*	2/27/16
83	at BYU	1/6/90
83	at New Mexico	11/29/86
83	at Oral Roberts	2/24/86

FIELD GOAL PERCENTAGE (MIN. 24 MADE)

FG%	OPP	DATE
1. .660 (35-53)	Southern Miss*	2/21/09
2. .636 (28-44)	UCF*	1/24/10
3. .615 (32-52)	at UTPA	2/7/89
4. .612 (41-67)	WNMU+	11/17/16
5. .611 (33-54)	at San Diego	1/7/87
6. .588 (30-51)	TXA&M CC	12/18/02
7. .577 (30-52)	WKU*	3/3/18
.577 (30-52)	Alcorn State	12/20/09
9. 576 (38-66)	Fresno State*	1/11/03
10. .574 (31-54)	at N. Colorado	12/13/05

FIELD GOAL PERCENTAGE DEFENSE

FG% DEFENSE	OPP	DATE
1. .167 (8-48)	UTPB+	12/14/15
2. .184 (9-49)	NM State	11/29/11
3. .196 (10-51)	UT-Dallas+	11/20/04
4. .205 (9-44)	NM State	12/05/12
5. .206 (13-63)	Tulsa	1/31/13
6. .208 (11-53)	vs. Samford	12/21/17
7. .209 (9-49)	UTPA	12/22/96
8. .214 (12-56)	Montana State	12/22/03
9. .216 (16-74)	Alcorn State	12/20/09
10. .222 (12-54)	Fresno State*	2/12/04
.222 (12-54)	Prairie View	3/1/96

OTHER GAMES OF FG% 23.0 OR WORSE

12. .224 (15-67)	WNMU+	11/17/16
.224 (13-58)	at Colo. State*	2/6/93
14. .226 (14-62)	UTPB+	12/15/06
15. .229 (11-48)	ENMU+	12/8/12
16. .230 (14-61)	at UNM*	3/1/95

THREE POINTERS MADE

3PM	OPP	DATE
1. 14	Toledo	11/24/09
14	Savannah State	11/22/08
14	vs. Eastern Illinois	11/20/09
4. 13	Tulsa*	1/22/09
13	at Tulane*	1/12/08
6. 12	New Mexico	12/2/15
12	Tulsa*	1/11/14
12	vs. Missouri State	12/4/09
9. 11	vs. WIU	12/20/18
11	Idaho State	11/28/15
11	#24 Western Kentucky*	1/22/15
11	Prairie View A&M	12/20/14
11	at Tulane*	2/1/14
11	Northern Arizona	11/22/13
11	Denver	11/26/11
11	Cal State Northridge	12/3/10
11	Idaho State	11/26/10
11	Arizona	11/26/06
11	SMU*	1/8/06
11	at Hawaii*	1/20/05
11	at Tulsa*	2/9/02
11	Louisiana Tech*	1/31/02
11	at SMU*	1/3/02
11	at Southern Utah	1/26/93

THREE POINTERS ATTEMPTED

3PA	OPP	DATE
1. 34	Southern Miss*	3/1/15
2. 33	at Weber State	11/28/18
3. 32	Idaho State	11/28/15
32	at SMU	11/16/14
32	Toledo	11/24/09
32	vs. SMU*	3/9/08
7. 31	Louisiana Tech*	1/31/02
8. 30	Louisiana Tech*	2/5/14
30	at Tulsa*	2/9/02
30	at Louisiana Tech*	1/5/02

THREE POINT PERCENTAGE (MIN. 8 MADE)

3FG%	OPP	DATE
1. .733 (11-15)	at S. Utah	1/26/93
2. .647 (11-17)	Southern Miss*	2/21/09
3. .615 (8-13)	Cal Poly	12/16/03
4. .600 (9-15)	TX Southern	12/13/09
6. .588 (10-17)	Southern Miss*	2/16/19
7. .579 (11-19)	vs. WIU	12/20/18
.579 (11-19)	Idaho State	11/26/10
.579 (11-19)	at Tulane*	1/18/09
10. .578 (11-19)	CS Northridge	12/3/10

FREE THROWS MADE

FTM	OPP	DATE
1. 42	vs. East Carolina	12/17/17
2. 40	East Carolina*	1/6/11
3. 36	Oregon State	12/21/86
4. 35	Kansas State	11/16/13
5. 34	Bellhaven+	11/27/93
6. 33	Middle Tennessee*	1/7/16
33	Louisiana Tech*	2/27/15
8. 31	vs. Illinois-Chicago	12/19/96
31	Southeast Louisiana	2/24/90
10. 30	East Carolina*	2/22/14
30	UTPB+	11/8/13

FREE THROWS ATTEMPTED

FTA	OPP	DATE
1. 54	East Carolina*	1/6/11
2. 53	Bellhaven+	11/27/93
3. 50	vs. East Carolina	12/17/17
4. 49	Oregon State	12/21/86
5. 47	Kansas State	11/16/13
47	at UCF	12/18/97
7. 45	UTPB+	11/8/13
8. 44	vs. McNeese State	12/20/93
9. 42	NM State*	12/13/97
10. 41	at New Mexico State*	11/26/96
41	Simon Fraser+	11/17/89
41	Arizona	2/22/86
41	Wyoming*	2/14/81

FREE THROW PERCENTAGE (MIN. 10 MADE)

FT% OPP	DATE	
1. 100 (16-16)	at Wyoming	1/14/89
100 (10-10)	New Mexico	2/21/85
100 (10-10)	vs. San Diego	11/23/84
4. .962 (25-26)	San Jose State*	3/6/03
5. .941 (16-17)	UC Irvine	11/13/10
.941 (16-17)	at WNMU+	12/7/87
7. .929 (13-14)	at Boise State*	2/22/03
.929 (13-14)	at Colo. St.*	2/5/98
9. .923 (12-13)	Arkansas State	12/1/18
10. .917 (11-12)	at UAB*	1/29/15
.917 (11-12)	at Toledo	12/21/07

OTHER GAMES OF FT 90% OR BETTER

12. .909 (10-11)	NM State*	11/23/04
.909 (20-22)	Boise State*	1/25/03
.909 (10-11)	Creighton	2/15/92

OFFENSIVE REBOUNDS

ORB	OPP	DATE
1. 32	Abilene Christian+	11/30/93
2. 31	Sul Ross State+	12/1/97
3. 29	Houston Baptist	11/19/11
4. 28	Lamar	11/20/98
28	Bellhaven+	11/27/93
28	at Western Michigan	1/3/93
28	at Oral Roberts	1/27/89
28	at Southern Utah	12/29/88
9. 27	UT-Dallas+	11/20/04
27	vs. Weber State	11/30/91
27	UTPA	1/7/89

27	Eastern New Mexico+	11/28/88
27	at Oral Roberts	2/24/86

TOTAL REBOUNDS

RB	OPP	DATE
1. 66	WNMU+ (21/+39)	11/17/16
2. 65	Sul Ross State+ (40/+25)	12/1/97
3. 64	Bellhaven+ (28/+36)	11/27/93
64	UTPA (25/+39)	1/7/89
5. 61	vs. McNeese State (40/+61)	11/24/89
61	New Mexico (NA/NA)	3/3/83
7. 60	Houston Baptist (38/+22)	11/19/11
60	at La-Lafayette (56/+4)	11/27/05
60	Air Force (35/+25)	2/14/98
60	Azusa Pacific+ (45/+15)	11/22/96
60	Abilene Christian+ (37/+23)	11/30/93
60	Alaska (44/+16)	12/16/89
60	at Colorado State* (NA/NA)	1/10/81

REBOUND MARGIN

MAR	OPP (UTEP RB/OPP RB)	DATE
1. +45	WNMU+ (66/21)	11/17/16
2. +39	UTPA (64-25)	1/7/89
3. +36	Bellhaven+ (64-28)	11/27/93
4. +32	Savannah State (50-18)	11/22/08
5. +28	ENMU+ (57-29)	12/2/14
6. +27	Alcorn State (48-21)	11/10/18
+27	Prairie View A&M (58-31)	11/21/99
+27	Texas Southern (50-23)	1/18/94
9. +26	Lamar (54-28)	12/1/11
+26	Texas State (50-24)	12/31/11
+26	UC Irvine (54-28)	11/13/10
+26	Prairie View A&M (58-32)	3/1/96

PERSONAL FOULS

PF	OPP	DATE
1. 37	at US International+	1/29/89
2. 33	Eastern Arizona+	1/10/79
3. 32	at Utah*	3/12/92
32	Alaska	12/16/89
5. 31	vs. Old Dominion	3/11/16
31	at Rice	12/6/91
31	at Southeast Louisiana	1/13/90
31	at McNeese State	1/3/86
9. 30	North Texas*	2/16/17
30	Texas State	11/30/13
30	at TCU	1/12/97
30	at Oregon	1/3/94
30	at Texas State	2/19/90
30	at Lamar	1/4/86
30	New Mexico State	12/3/85
30	at Hardin Simmons*+	2/2/85

ASSISTS

AST	OPP	DATE
1. 33	Savannah State	11/22/08
2. 31	UT-Permian Basin+	12/15/06
3. 29	Texas State	12/17/10
4. 28	Tulsa*	2/7/10
5. 27	at UCF*	2/24/08
27	at UTPA	2/7/89
7. 26	WNMU+	11/17/16
26	at Tulane*	2/1/14
26	Mississippi Valley St.	12/14/08
26	East Carolina*	2/10/08
26	Arkansas-Pine Bluff	12/20/06
26	Montana State	12/22/03
26	at Portland State	2/28/89

FEWEST TURNS OVERS COMMITTED

TO	OPP	DATE
1. 0	vs. UTPA	12/3/82
2. 5	Louisiana Tech*	1/30/16
5	East Carolina*	2/10/08
5	vs. UTSA	11/27/81
5. 6	at Weber State	11/28/18
6	Sam Houston State	12/28/12
6	at Wyoming	2/28/91
7. 7	Old Dominion*	2/25/16
7	New Mexico	12/2/15
7	UT-Permian Basin+	12/15/06
7	Wyoming	1/31/91

MOST TURNS OVERS COMMITTED

TO	OPP	DATE
1. 41	at Houston*	11/27/01
2. 40	at Houston	12/18/87
3. 37	vs. Grambling State	12/5/98
4. 35	Western New Mexico+	12/8/88
5. 34	at No. 25 Arizona	11/29/04
34	New Mexico	11/19/99
34	at Texas State	2/7/87
34	at New Mexico State	11/24/84
9. 33	at Tulane*	1/30/11
33	at San Diego State	1/25/96
33	at McNeese State	12/18/95
33	at UC-Irvine	12/2/95
33	at New Mexico State	12/2/93

MOST TURNS OVERS FORCED

TO	OPP	DATE
1. 39	UTSA	1/8/90
2. 38	Christian Brothers+	11/27/94
3. 37	UTPA	12/22/96
4. 36	St. Mary's	11/10/06
36	Southern Utah	2/3/90
6. 34	Kansas State	11/16/13
34	Tulsa*	1/18/97
8. 33	Houston Baptist	11/15/15
33	vs. Texas Southern	11/22/12
33	Prairie View A&M	12/12/06

OTHER GAMES OF AT LEAST 30 TO'S FORCED

11. 32	East Carolina*	2/22/14
32	TXA&M Kingsville+	12/9/89
32	at UTSA	2/5/87
14. 31	Weber State	12/5/19
31	UTPB+	12/14/15
31	NM State	11/18/98
31	at UTSA	2/17/90
31	Lamar	1/4/89
31	NM State	12/12/84
31	vs. Arizona	11/25/83
21. 30	Charlotte*	2/27/16
30	Northern Colorado	11/27/13
30	vs. UAPB	11/30/07
30	Sul Ross State	11/30/98
30	vs. Grambling State	12/05/95
30	NM State	11/26/95
30	TCU	12/12/92
30	Southern Utah	12/29/88
30	UT-Pan American	1/4/88
30	San Diego State	12/29/87
30	Oral Roberts	1/27/89

BLOCKS

BLK	OPP	DATE
1. 13	Memphis*	2/10/07
13	at New Mexico State	12/15/79
3. 12	Houston Baptist	11/30/16
12	UCF*	2/19/09
12	Louisiana-Lafayette	12/10/06
6. 11	Texas State	2/18/85
11	vs. Auburn	12/11/81
11	New Mexico State	11/16/81
9. 10	vs. Belmont	12/11/13
10	Alcorn State	11/22/10
10	at SMU*	1/31/08
10	Prairie View A&M	12/12/06
10	Hawaii*	2/19/05

UTEP SINGLE-GAME RECORDS

MOST POINTS SCORED (GAME)

PTS	OPP	DATE
1. 115	Colorado State* (W, 115-104)	2/9/80
2. 107	UTPB+ (W, 107-43)	12/15/06
107	at Fort. Bliss+ (W, 107-37)	11/28/76
4. 105	USM* (W, 105-87)	2/21/09
105	vs. TX Luth.+ (W, 105-90)	12/4/82
6. 103	Savannah St. (W, 103-46)	11/22/08
103	UTPB+ (W, 103-61)	12/21/05
8. 100	Sul Ross State+ (W, 100-66)	12/3/76
9. 98	HBU (W, 98-63)	11/15/15
10.97	Tulsa* (W, 97-66)	1/11/14

OTHER GAMES SCORED MORE THAN 90 POINTS

11.96	UAPB (W, 96-67)	12/20/06
96	Florida A&M (W, 96-55)	1/4/92
96	Oral Roberts (W, 96-66)	2/15/89
96	Fort Bliss+ (W, 96-19)	11/10/77
15.94	Charlotte* (W, 94-91, 2OT)	2/27/16
94	NM State (W, 94-69)	11/12/13
94	Texas State (W, 94-57)	12/17/10
18.93	vs. ECU (W, 93-79, OT)	12/17/17
93	WNMU+ (W, 93-46)	11/17/16
93	Hardin-Simmons+ (W, 93-52)	11/29/96
93	vs. ACU+ (W, 93-70)	12/7/79
18.92	at CSUF (W, 92-91, 2OT)	12/29/17
92	NAU (W, 92-43)	11/22/13
92	vs. WKU (W, 92-60)	3/22/08
92	vs. USM* (W, 92-79)	3/08/12
92	ENMU+ (W, 92-54)	1/13/87
92	Hardin-Simmons* (W, 92-77)	2/16/85
92	vs. Schreiner College+ (W, 92-67)	11/16/79
25.91	Howard Payne+ (W, 91-78)	1/24/87
26.90	Fresno State* (W, 90-68)	1/11/03

FEWEST POINTS SCORED (GAME)

PTS	OPP	DATE
1. 28	at Tulsa* (L, 28-64)	1/27/00
2. 31	at Rice* (L, 31-84)	2/1/07
31	SMU* (L, 31-66)	1/20/00
31	at Hawaii* (L, 31-68)	1/7/99
5. 32	at Rice* (L, 32-83)	1/27/06
32	at TXA&MCC (L, 32-69)	12/6/01
7. 35	New Mexico (L, 35-59)	11/30/17
8. 36	Hawaii* (L, 36-65)	2/3/00
9. 37	New Mexico (L, 37-87)	11/30/00
37	at Wyoming (L, 37-46)	1/14/77

MOST POINTS ALLOWED (GAME)

PTS	OPP	DATE
1. 124	at Texas (L, 48-124)	11/17/78
2. 116	at SDSU (L, 59-116)	1/4/84
3. 111	at BYU* (L, 59-111)	1/2/82
4. 109	at BYU* (L, 58-109)	2/2/79
5. 108	at #6 La. Tech* (L, 54-108)	2/27/03
108	at BYU* (L, 87-108)	2/19/81
7. 106	at Colorado* (L, 42-106)	2/10/79
8. 105	at SDSU (L, 72-105)	12/10/82
9. 104	Colorado State* (W, 115-104)	2/9/80
10.103	at Texas Tech (L, 58-103)	1/4/83

OTHER GAMES ALLOWED 100+ POINTS

11.102	vs. Ga. Tech (L, 77-102)	12/20/13
12.100	at Houston (L, 52-100)	11/27/01
100	vs. S. Carolina (L, 60-100)	11/28/97
100	at Colo. St.* (L, 49-100)	1/13/96
100	at Texas State (L, 77-100)	2/7/87
100	at Wyoming* (L, 78-100)	1/12/80

FEWEST POINTS ALLOWED (GAME)

PTS	OPP	DATE
1. 19	Fort Bliss+ (W, 96-19)	11/10/77
2. 20	Beaumont+ (W, 58-20)	1/15/75
20	at Beaumont+ (W, 58-20)	12/13/74
25	Fort Bliss+ (W, 66-25)	1/27/75
5. 26	Beaumont+ (W, 67-26)	1/29/75
26	NM State (W, 63-27)	11/29/11
7. 28	WNMU+ (W, 73-28)	12/9/76
8. 29	Sul Ross St.+ (W, 54-29)	11/30/98
9. 30	at Sul Ross St.+ (W, 67-30)	1/15/78
10.32	UTPB+ (W, 86-32)	12/14/15
32	at UTSA (W, 54-32)	1/11/93

OTHER GAMES FEWER THAN 40 POINTS ALLOWED

12.33	vs. Samford (W, 46-33)	12/21/17
33	UTPA (W, 68-33)	12/22/96
14.34	FIU* (W, 66-34)	1/2/20
15.35	Tulsa* (W, 50-35)	1/31/13
35	vs. CS Northridge (W, 57-35)	12/12/87
17.36	UT Dallas+ (W, 75-36)	11/20/04
36	Sull Ross State+ (W, 84-36)	12/30/00
36	UTPA (W, 58-36)	12/15/90
20.37	at New Mexico* (W, 52-37)	3/1/95
37	Bellhaven+ (W, 72-37)	11/27/93
37	UTPA (W, 67-37)	1/7/89
37	Sul Ross St.+ (W, 67-37)	11/29/87
24.38	at UTPA (W, 65-38)	2/8/88

38	UCF* (W, 67-38)	1/29/12
38	Fresno State* (W, 45-38)	2/12/04
27.39	Kansas State (W, 84-39)	11/16/13
39	Hawaii* (W, 44-39)	1/22/04
39	Central Arizona* (W, 47-39)	2/19/77

MOST POINTS SCORED (HALF)

PTS	OPP (HALF)	DATE
1. 65	Colorado State* (2nd)	2/9/80
2. 58	at Tulane* (2nd)	2/1/14
58	Southern Miss* (2nd)	1/22/14
58	Savannah State+ (2nd)	11/22/08
58	at Fort Bliss+ (2nd)	11/28/76
6. 56	UTPB+ (1st)	12/15/06
56	Hardin-Simmons+ (2nd)	11/29/96
56	ENMU+ (2nd)	1/13/87
9. 55	NM State (2nd)	11/12/13
55	Southern Miss* (1st)	2/21/09
55	vs. Texas Lutheran+ (1st)	12/4/82
55	Sul Ross State+ (2nd)	12/3/76

MOST POINTS SCORED (FIRST HALF)

PTS	OPP	DATE
1. 56	UTPB+	12/15/06
2. 55	Southern Miss*	2/21/09
55	vs. Texas Lutheran+	12/4/82
4. 54	Arkansas Pine Bluff	12/20/06
5. 52	Tulsa*	1/18/97
6. 51	UTPB+	12/21/05
7. 50	Tulsa*	1/11/14
50	vs. NW State	12/1/02
50	Oral Roberts	2/15/89
50	Colorado State*	2/9/80

MOST POINTS SCORED (SECOND HALF)

PTS	OPP	DATE
1. 65	Colorado State*	2/9/80
2. 58	at Tulane*	2/1/14
58	Southern Miss*	1/22/08
58	Savannah State+	11/22/08
58	at Fort Bliss+	11/28/76
6. 56	Hardin-Simmons+	11/29/96
56	Eastern New Mexico+	1/13/87
8. 55	NM State	11/12/13
55	Sul Ross State+	12/3/76
10.54	East Carolina	1/13/13
54	vs. Western Kentucky	3/22/00

FEWEST POINTS SCORED (HALF)

PTS	OPP (HALF)	DATE
1. 8	at Rice* (1st)	2/1/07
2. 10	at New Mexico* (1st)	2/20/97
3. 11	at Fresno State* (1st)	2/6/03
11	at Tulsa* (1st)	11/27/00
11	vs. FIU (1st)	11/27/98
11	at Texas Tech (1st)	1/4/96
7. 12	at SMU* (1st)	1/29/04
8. 13	at Rice* (1st)	1/27/06
13	Fresno State* (1st)	2/12/04
13	at Kansas (1st)	12/7/03
13	New Mexico (1st)	11/23/01
13	Hawaii* (1st)	2/3/00
13	at San Diego State* (1st)	2/29/92
13	at Texas State (2nd)	2/19/90
13	Texas State (2nd)	12/13/89
13	at Northern Ariz. (1st)	12/13/85

FEWEST POINTS SCORED (FIRST HALF)

PTS	OPP	DATE
1. 8	at Rice*	2/1/07
2. 10	at New Mexico*	2/20/97
3. 11	at Texas Tech	1/4/96
11	vs. Fla. International	11/27/98
11	at Tulsa*	1/27/00
11	at Fresno State*	2/6/03
7. 12	at SMU*	1/29/04
8. 13	at Northern Arizona	12/13/85
13	at San Diego State*	2/29/92
13	Hawaii*	2/3/00
13	New Mexico	11/23/01
13	at Kansas	12/7/03
13	Fresno State*	2/12/04
13	at Rice*	1/27/06

FEWEST POINTS SCORED (SECOND HALF)

PTS	OPP	DATE
1. 13	New Mexico	11/30/17
13	at Texas State	2/19/90
13	Texas State	12/13/89
4. 14	at BYU*	12/18/99
5. 15	Marshall*	1/31/19
15	at San Diego State*	1/22/97
7. 16	SMU*	1/20/00
16	Creighton	2/15/92
9. 17	at Rice*	1/12/19
17	at UCF*	1/15/06

17	at Tulsa*	1/16/03
17	at Tulsa*	1/27/00
17	vs. TCU*	3/1/99
17	at Hawaii*	1/7/99
17	at San Diego State*	1/25/96
17	NM State	12/3/85

MOST POINTS SCORED (QUARTER)

PTS	OPP (QTR)	DATE
1. 36	Houston Baptist (1)	11/15/15
2. 32	WNMU+ (1)	11/17/16
3. 31	FIU* (3)	2/25/17
3. 31	Houston Baptist (3)	11/15/15
5. 30	CSU Bakersfield (4)	11/11/17
30	Marshall* (2)	1/28/17
7. 29	Marshall* (1)	1/31/19
29	WKU (4)	3/3/18
29	Hampton (1)	11/22/15
10.28	Alcorn State (1)	11/16/19
28	UTSA* (4)	2/23/19
28	vs. WIU (3)	12/20/18
28	FIU* (1)	2/25/17

FEWEST POINTS SCORED (QUARTER)

PTS	OPP (QTR)	DATE
1. 3	Arizona (2)	12/7/19
2. 4	Middle Tennessee*	1/19/19
4	at ODU* (4)	2/17/18
4	vs. Samford (4)	12/21/17
4	New Mexico (3)	11/30/17
6. 5	Marshall* (3)	1/31/19
5	at Tulsa (1)	12/29/18
5	at Rice* (2)	1/28/18
5	at CS Fullerton (4)	12/29/17
5	at Tulane (2)	12/22/17
5	vs. LSU (3)	11/24/16

MOST POINTS ALLOWED (QUARTER)

PTS	OPP (QTR)	DATE
1. 35	at UTSA* (1)	1/21/17
2. 30	UAB* (4)	2/2/18
3. 29	at UAB* (1)	3/2/19
4. 28	New Mexico (2)	11/19/19
28	at Middle Tennessee* (4)	2/4/17
28	at New Mexico (2)	12/11/16
7. 27	vs. Southern Miss (3)	3/7/18
27	Texas Southern (2)	11/13/16
27	at UTSA* (4)	3/3/16
27	Middle Tennessee* (4)	1/7/15

FEWEST POINTS ALLOWED (QUARTER)

PTS	OPP (QTR)	DATE
1. 3	Arkansas (1)	11/24/17
3	UTPB+ (2)	12/14/15
3	vs. Samford (1)	12/21/17
4	UCR (1)	11/9/19
4	FAU* (2)	2/23/17
6. 5	FIU* (4)	1/2/20
5	vs. Samford (1)	12/21/17
5	CSU Bakersfield (1)	11/11/17
5	WNMU+ (3)	11/17/16
5	FAU* (3)	2/13/16
5	UTPB+ (4)	12/14/15

LARGEST LEAD AT HALFTIME

PTS	OPP	DATE
1. 44	UTPB+ (W, 107-43)	12/15/06
2. 34	ENMU+ (W, 87-44)	12/1/08
34	Sul Ross State+ (W, 84-36)	12/30/00
34	Ft. Bliss+ (W, 96-19)	11/10/77
5. 33	PVAMU (W, 86-48)	12/20/14
33	Kansas State (W, 84-39)	11/16/13
7. 30	UTPA (W, 77-41)	1/4/88
8. 29	UAPB (W, 96-67)	12/20/06
9. 25	NAU (W, 92-43)	11/22/13
25	ENMU+ (W, 71-34)	12/8/12
25	at Fort Bliss+ (W, 107-37)	11/28/76

LARGEST DEFICIT AT HALFTIME

PTS	OPP	DATE
1. 42	at Rice*	2/1/07
42	vs. Penn State	11/19/83
39	New Mexico	11/23/01
4. 37	at La. Tech*	1/5/02
37	at Arizona State	11/22/85
6. 33	Middle Tennessee*	1/19/19
33	at No. 6 LA Tech*	2/27/03
8. 32	vs. Auburn	12/11/81
9. 31	at Colorado State*	2/11/82
30	vs. FIU	11/27/98
30	at Houston	12/18/87
30	at San Diego State	1/4/84

LARGEST MARGIN OF VICTORY

PTS	OPP	DATE
1. 77	Ft. Bliss+ (96-19)	11/10/77
2. 70	at Ft. Bliss+ (107-37)	11/28/76
3. 64	UTPB+ (107-43)	12/15/06
4. 57	Savannah State+ (103-46)	11/22/08
5. 54	UTPB+ (86-32)	12/14/15
6. 49	NAU (92-43)	11/22/13
7. 48	Sul Ross State+ (84-36)	12/30/00
8. 47	WNMU+ (93-46)	11/17/16
9. 46	UTPA (80-34)	1/2/06
10.45	Kansas State (84-39)	11/16/13
45	WNMU+ (73-28)	12/9/76

OTHER WINS BY 35+ POINTS

12.44	Houston* (87-43)	1/22/12
13.43	ENMU+ (87-44)	12/1/08
14.42	UTPB+ (103-61)	12/21/05
42	Montana State (83-41)	12/22/03
16.41	FIU* (88-47)	

UTEP INDIVIDUAL SINGLE-GAME RECORDS

POINTS

PTS	NAME	OPP	DATE
1. 40	Holly Russ	UTSA	2/19/91
2. 37	Holly Russ	Baylor	12/17/91
3. 36	Kayla Thornton	vs. Belmont	12/21/13
4. 35	Kiana Taylor	South Carolina	11/28/97
35	Holly Russ	San Diego State*	1/19/91
6. 34	Sparkle Taylor	Rice*	2/18/17
34	Sparkle Taylor	North Texas*	2/16/17
34	Amy Pack	Sul Ross State	12/30/00
34	Lenore Dembs	Hardin-Simmons	2/16/85
34	Be Stoney	BYU*	1/30/80

OTHER 30+ POINT GAMES

11. 33	Jareica Hughes	Rice*	3/7/08
33	Amy Pack	San Jose State*	2/5/00
33	Holly Russ	Wichita State	12/1/90
14. 32	Sparkle Taylor	vs. Old Dominion	3/8/16
32	Kayla Thornton	at Memphis*	2/24/13
16. 31	Jenzel Nash	Charlotte*	2/27/16
31	Gloria Estrada	NMSU*	1/29/77
18. 30	Tamara Seda	at CS Fullerton	12/29/17
30	Donna Stoney	Henderson	11/21/81

MOST POINTS SCORED (QUARTER)

PTS (QTR)	NAME	OPP	DATE
1. 18 (3)	Sparkle Taylor	Northern Arizona	11/11/16
2. 14 (1)	Zuzanna Puc	Marshall*	1/31/19
14 (4)	Najala Howell	at UTSA*	2/4/18
14 (2)	Cameasha Turner	at WKU*	2/6/16
14 (2)	Lulu McKinney	UNM	12/2/15
6. 13 (2)	Katarina Zec	at CSU Fullerton	12/30/17
13 (1)	Najala Howell	at UC Riverside	12/30/17
13 (4)	Najala Howell	Houston Baptist	12/2/17
13 (3)	Sparkle Taylor	North Texas*	2/16/17
13 (3)	Sparkle Taylor	WKU*	1/26/17
13 (3)	Sparkle Taylor	UTSA*	1/1/17
13 (3)	Jenzel Nash	at La Tech*	2/20/16

FIELD GOALS MADE

FGM	NAME	OPP	DATE
1. 16	Lenore Dembs	Hardin-Simmons	2/16/85
2. 14	Heidi Walker	PVAMU	11/21/99
14	Kiana Taylor	South Carolina	11/28/97
14	Holly Russ	UT-San Antonio	2/19/91
14	Holly Russ	San Diego State	1/19/91
14	Kris Hudson	Texas Lutheran	12/4/82
14	Donna Stoney	Henderson State	11/21/81
14	Gloria Estrada	NMSU	1/29/77
9. 13	Sparkle Taylor	vs. Old Dominion	3/8/16
13	Kayla Thornton	vs. Belmont	12/21/13
13	Lisa Watson	AK-Anchorage	2/26/89
13	Traci Miller	Arkansas State	12/6/86
13	Carolyn Prince	at TXAM Kingsville	12/5/80

FIELD GOALS ATTEMPTED

FGA	NAME	OPP	DATE
1. 31	Holly Russ	UT-San Antonio	2/19/91
2. 30	Holly Russ	Creighton	2/21/91
3. 29	Jenzel Nash	Charlotte*	2/27/16
29	Holly Russ	Creighton	1/26/91
5. 28	Holly Russ	Utah	2/20/92
28	Holly Russ	Weber State	11/30/91
28	Traci Miller	Arkansas State	12/6/86
28	Lenore Dembs	Hardin-Simmons	2/16/85
9. 27	Holly Russ	San Diego State	2/16/91
27	Holly Russ	San Diego State	1/19/91
27	Holly Russ	Wichita State	12/1/90

FIELD GOAL PERCENTAGE (MINIMUM 7 MADE)

FG%	NAME	OPP	DATE
1. 100	Ana Valtierra	Fresno State	1/11/03
100	Kiana Taylor	New Mexico	1/24/98
100	Kevia Ford	Wyoming	2/25/95
100	Kevia Ford	Texas Southern	1/18/94
100	Michelle Roper	Wyoming	3/6/93
100	Donetta Yellets	UT-San Antonio	2/5/87
7. 93.3	Donna Stoney	Henderson state	11/21/81
8. 90.0	Jareica Hughes	Tulane	1/12/08
90.0	Janet Brunson	NMSU	1/13/84
10. 88.9	Heidi Walker	UL-Lafayette	11/19/00
88.9	Kiana Taylor	UCF	12/18/97
88.9	T.D. Foster	Southeast Louisiana	2/24/90

THREE-POINTERS MADE

3PM	NAME	OPP	DATE
1. 7	Dietra Caldwell	Toledo	11/24/09
7	Svatlana Trukshanina	Tulsa	1/22/09
7	Holly Russ	UT-San Antonio	2/19/91
4. 6	Lulu McKinney	New Mexico	12/2/15
6	Kelli Willingham	at UAB	1/8/14
6	Kayla Thornton	at Memphis	2/24/13
6	Svatlana Trukshanina	TX Southern	12/13/09
6	Jareica Hughes	Toledo	11/24/09
6	Dietra Caldwell	UCF	2/19/09

6	Dietra Caldwell	SSVU	11/22/08
6	Romie DeAnda	San Jose State	3/6/03
6	Kia Dowell	at Kansas	11/24/02
6	Kimya Murray	SMU	3/5/02
6	Amy Billhmer	Tulsa	1/17/97
6	Jill Lewis	NMSU	12/16/93
6	Laura Walker	NMSU	12/21/92

THREE-POINTERS ATTEMPTED

3PA	NAME	OPP	DATE
1. 16	Amy Billhmer	Illinois-Chicago	12/19/96
2. 15	Laura Walker	NMSU	12/21/92
3. 14	Kimya Murray	SMU	3/5/02
4. 13	Kayla Thornton	at Memphis	2/24/13
13	Amy Billhmer	TCU	1/12/97
13	Amy Billhmer	BYU	1/29/94
13	Holly Russ	UT-San Antonio	2/19/91
13	Holly Russ	San Diego State	2/16/91
13	Terri Powell	U.S. International	2/14/88

THREE-POINT PERCENTAGE

3FG%	NAME	OPP	DATE
1. 100.0 (5-5)	Najala Howell	at UC Riverside	12/30/17
100.0 (4-4)	Katarina Zec	UC Riverside	11/9/19
100.0 (4-4)	Timika Williams	vs. Missouri State	12/4/09
100.0 (4-4)	Briana Green	at Tulane*	1/18/09
100.0 (4-4)	Shalana Taylor	ULL	12/10/06
100.0 (4-4)	Ana Valtierra	SMU*	1/8/06
100.0 (4-4)	Laura Walker	Baylor	12/2/92
7. 85.7 (6-7)	Svatlana Trukshanina	Texas Southern	12/13/09
8. 83.3 (5-6)	Jareica Hughes	Tulane*	1/12/08
83.3 (5-6)	Ana Valtierra	Nevada*	2/14/04
83.3 (5-6)	Terri Powell	San Diego State	12/29/87

FREE THROWS MADE

FTM	NAME	OPP	DATE
1. 17	Gloria Brown	at Southern Miss	1/26/12
2. 14	Amy Pack	San Jose State	1/2/01
14	Holly Russ	UT-Pan American	1/21/91
14	Sonya Howell	Southeast La.	2/24/90
5. 13	Kayla Thornton	East Carolina	2/22/14
13	Amy Pack	Tulsa	1/21/01
13	Amy Pack	Nevada	1/5/01
8. 12	Gloria Brown	East Carolina	1/6/11
12	Noni Wharemate	San Jose State	3/6/03
12	Amy Pack	at UTSA	11/24/00
12	Shani Dinwiddie	Rice	2/15/97
12	Kanequa Chancellor	NMSU	11/26/96
12	Kiana Taylor	BYU	1/29/94
12	Shenita Waddell	Wyoming	3/10/93
12	Holly Russ	Baylor	12/17/91
12	Traci Miller	Oregon State	12/21/86
12	Dawn Coy	Oregon State	12/21/86

FREE THROWS ATTEMPTED

FTA	NAME	OPP	DATE
1. 19	Gloria Brown	at Southern Miss	1/26/12
19	Amy Pack	San Jose State	1/2/01
19	Kiana Taylor	BYU	1/29/94
4. 18	Marta Dydek	San Jose State	2/17/05
18	Amy Pack	Nevada	1/5/01
18	Sonya Howell	Southeast La.	2/24/90
18	Tonie Greene	Okla. City Univ	1/21/84
8. 17	Amy Pack	San Jose State	1/12/01
17	Marcella Lopez	West Texas State	2/18/85
16	Anete Steinberga	East Carolina	1/6/11
16	Fannie Goodwin	vs. Marshall	3/6/09
16	Amy Pack	Tulsa	1/21/01

FREE THROW PERCENTAGE (MINIMUM 9 MADE)

FT%	NAME	OPP	DATE
1. 100.0 (9-9)	Najala Howell	at FIU*	1/5/17
100.0 (10-10)	Najala Howell	vs. East Carolina	12/17/17
100.0 (9-9)	Sparkle Taylor	at FIU*	1/12/17
100.0 (9-9)	Starr Breedlove	TCU	3/24/16
100.0 (10-10)	Cameasha Turner	Marshall*	1/24/15
100.0 (10-10)	Kayla Thornton	vs. Belmont	12/21/13
100.0 (12-12)	Gloria Brown	East Carolina*	1/6/11
100.0(11-11)	Jareica Hughes	vs. Rice	3/7/08
100.0(12-12)	Ingrid Goslin	San Jose State*	3/6/03
100.0 (9-9)	Kim Daniel	UTA	12/30/98
100.0 (9-9)	Cabora Mack	BYU*	2/3/96

REBOUNDS

RB	NAME	OPP	DATE
1. 20	Kanequa Chancellor	SE Missouri State	11/29/97
20	Kayla Thornton	Tulsa	1/11/14
3. 19	Gloria Brown	at Southern Miss	1/26/12
19	Chamette Phelps	UAB	1/22/06
5. 18	Kayla Thornton	Tulane	2/1/14
18	Chrishauna Parker	vs. UAB	3/14/13
18	Monica Ramirez	Colorado State	1/15/94
18	Marcella Lopez	West Texas State	2/18/85
18	Tonie Greene	Eastern NM	2/17/83
18	Tonie Greene	Central Arizona	2/12/83

OTHERS WITH 17 REBOUNDS

11. 17	Tamara Seda	Southern Miss*	1/7/17
17	Tamara Seda	CSUB	12/28/16
17	Anete Steinberga	Tulane	3/8/13
17	Gloria Brown	Tulane*	2/13/11
17	Dragana Zoric	Houston*	12/4/02
17	Dragana Zoric	Houston*	12/4/02
17	DaTechia Specht	Fort Lewis	11/25/97
17	Kevia Ford	New Mexico	3/1/95
17	Charsa Palomare	San Diego State	1/19/91
17	Charsa Palomare	UT-Pan American	12/15/90
17	Charsa Palomare	Loyola Marymount	2/8/90
17	Charsa Palomare	NMSU	11/28/89
17	Vernita Gant	New Mexico	11/29/86

ASSISTS

AST	NAME	OPP	DATE
1. 13	Jareica Hughes	at SMU	1/15/10
13	Shalana Taylor	at Illinois State	12/19/04
3. 12	Shalana Taylor	SMU	1/27/05
12	Martha Contreras	Southern Colorado	1/31/88
5. 11	Kelli Willingham	CS Northridge	12/3/10
11	Jareica Hughes	Southern Miss	2/21/09
11	Tiffany Touton	at SMU	1/3/02
11	Christina Mata	SJSU	2/5/00
9. 10	Dietra Caldwell	Tulsa	2/7/10
10	Briana Green	UCF	1/24/10
10	Briana Green	SVSU	11/22/08
10	Jareica Hughes	NMSU	12/8/07
10	Jareica Hughes	PVAMU	12/12/06
10	Shalana Taylor	Hawaii	2/19/05
10	Shalana Taylor	Northern Colorado	12/17/04
10	Terri Pedregon	Wyoming	2/25/95
10	Sonya Howell	Wichita State	12/10/88
10	Heather Estey	Loyola-Marymount	1/9/87
10	Heather Estey	Loyola-Marymount	1/29/85
10	Teri Staker	New Mexico	1/14/85

STEALS

STL	NAME	OPP	DATE
1. 10	Sonya Howell	UT-San Antonio	2/17/90
2. 8	Cameasha Turner	UAB	1/10/16
8	Natasha Lacy	Southern Miss	3/8/08
8	Terri Pedregon	Texas Tech	12/7/94
8	Martha Contreras	UT-San Antonio	2/5/87
8	Chris Hall	Eastern N.M.	1/13/87
7. 8	Starr Breedlove	FAU*	2/13/16
7	Chrishauna Parker	Kansas State	11/16/13
7	Jenzel Nash	at Tulane	1/15/12
7	Natasha Lacy	Houston	2/14/08
7	Natasha Lacy	Western Kentucky	3/22/08
7	Jareica Hughes	Tulsa	2/2/08
7	Kimya Murray	Louisiana Tech	1/31/02
7	Terri Pedregon	Christian Brothers	11/27/94
7	Norma Sierra	UT-San Antonio	1/6/89
7	Martha Contreras	Colorado State	1/23/88
7	Kris Hudson	at NMSU	2/19/83

BLOCKS

BLK	NAME	OPP	DATE
1. 10	Izabela Piekarska	ULL	12/10/06
10	Kim Watts	Auburn	12/11/81
3. 9	Kim Watts	at NM State	12/15/79
4. 8	Gloria Brown	at NM State	11/16/11
5. 7	Fannie Goodwin	UCF	2/19/09
7	Izabela Piekarska	Tulane	11/25/05
7. 6	Gloria Brown	Tulane	2/13/11
6	Gloria Brown	Houston	1/16/11
6	Izabela Piekarska	SMU	1/31/08
6	Izabela Piekarska	Memphis	2/10/07
6	Marta Dydek	at Louisiana Tech	2/24/05
6	Marta Dydek	Fresno State	1/15/05
6	Donetta Yellets	SW Texas State	2/7/87
6	Marcella Lopez	West Texas State	2/18/85
6	Kim Watts	Colorado State	1/30/82
6	Kim Watts	Wyoming	1/29/82
6	Kim Watts	at Utah	1/4/82
6	Kim Watts	Marquette	12/12/81
6	Kim Watts	Juarez	12/5/81

TURNOVERS

TO	NAME	OPP	DATE
1. 15	Holly Russ	Lamar	1/3/91
2. 13	Selina Thomas	West Texas State	2/4/85
3. 11	Kristi Lattin	Grambling State	12/5/98
11	LaShonda Gray	Grambling State	12/5/98
11	Holly Russ	San Diego State	2/16/91
11	Liz Rayas	Northern Arizona	3/4/86
7. 10	Amy Pack	SMU	1/19/01
10	Terri Pedregon	NMSU	12/2/93
10	Holly Russ	TCU	11/23/91
10	Sonya Howell	Wichita State	12/10/88

Bold denotes active players



UTEP CAREER RECORDS

GAMES PLAYED

PLAYER	YEARS	GP
1. Kristine Vitola	2009-14	134
2. Kayla Thornton	2010-14	128
3. Kelli Willingham	2010-14	126
4. Sparkle Taylor	2013-17	125
5. Cameasha Turner	2012-16	124
6. Chrishauna Parker	2011-16	122
7. Timika Williams	2006-10	120
8. Izabela Piekarska	2004-08	119
9. Kasia Krezel	2004-08	117
10. Ana Valtierra	2002-07	116

OTHER MINERS 70+ GP

11. Jareica Hughes	2006-10	115
12. Norma Sierra	1988-92	113
13. Terri Pedregon	1991-95	110
14. Anete Steinberga	2009-13	106
15. Amy Billhymmer	1993-97	105
16. Kiana Taylor	1993-96, 97-98	105
17. Kristi Lattin	1995-99	104
18. Cabora Mack	1992-96	104
19. Kris Hudson	1981-85	104
20. Kim Watts	1978-82	104
21. Charmette Phelps	2003-07	103
22. Kim Daniel	1995-99	102
23. Kanequa Chancellor	1994-98	102
24. Jenzel Nash	2011-16	100

25. Katarina Zec	2016-	99
26. Jonna Launiainen	2003-07	97
27. Tamara Seda	2015-18	96
28. Sviatlana Trukshanina	2007-11	96
29. Chris Hall	1985-89	96
30. Briana Green	2008-12	95
31. Irene Gari	2012-15	95
32. Ingrid Goslin	2002-06	93
33. Lulu McKinney	2014-17	92
34. Zuzanna Puc	2016-19	91
35. Donna Stoney	1979-82	90
36. Dietra Caldwell	2008-11	89
37. Najala Howell	2015-18	86
38. Agata Dobrowolska	2013-16	84
39. Angie McGee	2002-05	84
40. Leslie Kilmer	1987-90	83
41. Monica Ramirez	1991-94	81
42. Shani Dinwiddie	1993-97	79
43. Michelle Montoya	1995-98	77
44. Jill Lewis	1993-97	77
45. Jackie Preston	1989-93	75
46. DaTechia Sprech	1995-99	74
47. Shalana Taylor	2004-07	72

GAMES STARTED

PLAYER	YEARS	GS
1. Kelli Willingham	2010-14	117
2. Jareica Hughes	2006-10	114
3. Kayla Thornton	2010-14	109
4. Timika Williams	2006-10	107
5. Ana Valtierra	2002-07	103
6. Cameasha Turner	2012-16	101
7. Chrishauna Parker	2011-16	97
8. Katarina Zec	2016-	92
9. Anete Steinberga	2009-13	87
10. Kasia Krezel	2004-08	82

OTHER MINERS 50+ GS

11. Dietra Caldwell	2008-11	81
12. Kristine Vitola	2009-14	79
13. Terri Pedregon	1991-95	78
14. Kiana Taylor	1993-96, 97-98	77
15. Izabela Piekarska	2004-08	76
16. Christina Mata	1999-01	68
17. Jordan Alexander	2017-19	61
18. Tamara Seda	2015-18	61
19. Amy Billhymmer	1993-97	60
20. Charmette Phelps	2003-07	57
21. Angie McGee	2002-05	57
22. Michelle Montoya	1995-98	56
23. Kanequa Chancellor	1994-98	55
24. Sparkle Taylor	2013-17	53
25. Shalana Taylor	2004-07	53
26. Norma Sierra	1988-92	53
27. Dragana Zoric	2001-03	52

GAMES WON

PLAYER	YEARS	GW
1. Chrishauna Parker	2011-16	110
2. Kayla Thornton	2010-14	96
3. Kelli Willingham	2010-14	96
4. Kristine Vitola	2009-14	96
5. Cameasha Turner	2012-16	92

6. Marissa Rodriguez	2010-15	92
7. Jenzel Nash	2011-16	87
8. Jareica Hughes	2006-10	84
9. Timika Williams	2006-10	84
10. Anete Steinberga	2009-13	83

OTHER MINERS 50+ WINS

11. Briana Green	2008-12	79
12. Sparkle Taylor	2013-17	78
13. Sviatlana Trukshanina	2007-11	78
14. Izabela Piekarska	2004-08	76
15. Kasia Krezel	2004-08	76
16. Agata Dobrowolska	2013-16	70
17. Anete Kirsteine	2013-16	70
18. Monika Carrasco	2003-07	64
19. Jonna Launiainen	2003-07	64
20. Charmette Phelps	2003-07	64
21. Irene Gari	2012-15	63
22. Ana Valtierra	2002-07	62
23. Baiaba Eglite	2009-12	61
24. Najala Howell	2015-18	54
25. Tamara Seda	2015-18	54
26. Kanequa Chancellor	1994-98	54
27. Kim Daniel	1995-99	53
28. Kristi Lattin	1995-99	53
29. Tania Prieto	1995-99	53
30. DaTechia Specht	1995-99	53
31. Cabora Mack	1992-96	53
32. Terri Pedregon	1991-95	52
33. Dietra Caldwell	2008-11	50

TOTAL MINUTES PLAYED

PLAYER	YEARS	MP
1. Jareica Hughes	2006-10	3,777
2. Kelli Willingham	2010-14	3,719
3. Ana Valtierra	2002-07	3,584
4. Kayla Thornton	2010-14	3,456
5. Terri Pedregon	1991-95	3,272
6. Timika Williams	2006-10	3,183
7. Kasia Krezel	2004-08	2,999
8. Norma Sierra	1988-92	2,992
9. Cameasha Turner	2012-16	2,962
10. Chrishauna Parker	2011-16	2,957

OTHER MINERS 2,000+ MP

11. Dietra Caldwell	2008-11	2,806
12. Katarina Zec	2016-	2,785
13. Izabela Piekarska	2004-08	2,712
14. Kristine Vitola	2009-14	2,656
15. Kiana Taylor	1993-96, 97-98	2,577
16. Christina Mata	1999-01	2,569
17. Lulu McKinney	2014-17	2,540
18. Sparkle Taylor	2013-17	2,441
19. Tamara Seda	2015-18	2,339
20. Amy Billhymmer	1993-97	2,314
21. Anete Steinberga	2009-13	2,250
22. Zuzanna Puc	2016-19	2,204
23. Angie McGee	2002-05	2,190
24. Briana Green	2008-12	2,179
25. Chris Hall	1985-89	2,074
26. Jenzel Nash	2011-16	2,023
27. Kristi Lattin	1995-99	2,017
28. Charmette Phelps	2003-07	2,016

FIELD GOALS MADE

PLAYER	YEARS	FG
1. Kayla Thornton	2010-14	600
2. Sparkle Taylor	2013-17	530
3. Jareica Hughes	2006-10	527
4. Be Stoney	1977-81	516
5. Izabela Piekarska	2004-08	495
6. Timika Williams	2006-10	442
7. Kiana Taylor	1993-96, 97-98	423
8. Kasia Krezel	2004-08	413
9. Anete Steinberga	2009-13	405
10. Holly Russ	1990-92	380

OTHER MINERS 225+ FGM

11. Lisa Watson	1987-89	379
12. Jenzel Nash	2011-16	370
13. Cameasha Turner	2012-16	363
14. Kris Hudson	1981-85	352
15. Kristi Lattin	1995-99	352
16. Kristine Vitola	2009-14	343
17. Kelli Willingham	2010-14	340
18. Zuzanna Puc	2016-19	337
19. Tamara Seda	2015-18	336
20. Chris Hall	1985-89	336
21. Norma Sierra	1988-92	332
22. Katarina Zec	2016-	323
23. Amy Billhymmer	1993-97	312

24. Monika Ramirez	1991-94	312
25. Carolyn Prince	1979-81	312
26. Dietra Caldwell	2008-11	306
27. Traci Miller	1985-87	293
28. Dragana Zoric	2001-03	289
29. Gloria Brown	2010-12	281
30. Chrishauna Parker	2011-16	277
31. Kanequa Chancellor	1994-98	276
32. Charmette Phelps	2003-07	271
33. Briana Green	2008-12	246
34. Donna Stoney	1979-82	245
35. Jill Lewis	1993-97	241
36. Charsa Palamore	1989-91	227

FIELD GOALS ATTEMPTED

PLAYER	YEARS	FGA
1. Kayla Thornton	2010-14	1,387
2. Be Stoney	1977-81	1,329
3. Jareica Hughes	2006-10	1,291
4. Izabela Piekarska	2004-08	1,170
5. Sparkle Taylor	2013-17	1,145
6. Kasia Krezel	2004-08	1,114
7. Holly Russ	1990-92	1,058
8. Jenzel Nash	2011-16	1,036
9. Kelli Willingham	2010-14	1,002
10. Timika Williams	2006-10	973

OTHER MINERS 800+FGA

11. Amy Billhymmer	1993-97	925
12. Lisa Watson	1987-89	909
13. Norma Sierra	1988-92	872
14. Kris Hudson	1995-97	864
15. Kiana Taylor	1993-96, 97-98	859
16. Cameasha Turner	2012-16	857
17. Lenore Dembs	1983-85	827
18. Kristi Lattin	1995-99	824

FIELD GOAL PERCENT (MIN 20 MADE)

PLAYER	YEARS	FG%
1. Gloria Brown	2010-12	53.7
2. Michelle Roper	1991-93	51.2
3. Zuzanna Puc	2016-19	49.5
4. Tamara Seda	2015-18	49.4
5. Kiana Taylor	1993-96, 97-98	49.2
6. Heidi Walker	1999-01	48.4
7. Carolyn Prince	1979-81	48.0
8. Chrishauna Parker	2011-16	47.5
9. Shani Dinwiddie	1993-97	45.9
10. Timika Williams	2006-10	45.4

THREE-POINT FIELD GOALS MADE

PLAYER	YEARS	3PM
1. Kelli Willingham	2010-14	215
2. Amy Billhymmer	1993-97	208
3. Dietra Caldwell	2008-11	182
4. Jareica Hughes	2006-10	142
5. Kasia Krezel	2004-08	138
6. Sviatlana Trukshanina	2007-11	116
7. Katarina Zec	2016-	114
8. Terri Pedregon	1987-89	109
9. Lulu McKinney	2014-17	107
10. Ana Valtierra	2002-07	97

OTHER MINERS 50+ 3PM

11. Cameasha Turner	2012-16	91
12. Kayla Thornton	2010-14	89
13. Izabela Piekarska	2004-08	86
14. Kimya Murray	2001-02	80
15. Stacie Telles	2013-15	76
16. Jonna Launiainen	2003-07	75
17. Laura Walker	1992-93, 94-95	73
18. Briana Green	2008-12	72
19. Jill Lewis	1993-97	68
20. Holly Russ	1990-92	63
21. Romie DeAnda	2001-03	61
22. Timika Williams	2006-10	60
23. Najala Howell	2015-18	58
24. Angie McGee	2002-05	55
25. Kia Dowell	2002-04	51
26. Kim Daniel	1995-99	50

THREE-POINT FIELD GOALS ATTEMPTED

PLAYER	YEARS	3PA
1. Amy Billhymmer	1993-97	642
2. Kelli Willingham	2010-14	619
3. Kasia Krezel	2004-08	480
4. Dietra Caldwell	2008-11	456
5. Jareica Hughes	2006-10	430
6. Lulu McKinney	2014-17	379

7. Katarina Zec	2016-	326
8. Kayla Thornton	2010-14	312
9. Cameasha Turner	2012-16	306
10. Terri Pedregon	1987-89	284

OTHER MINERS 150+ 3PA

11. Sviatlana Trukshanina	2007-11	277
12. Laura Walker	1992-93, 94-95	261
13. Holly Russ	1990-92	240
14. Izabela Piekarska	2004-08	235
15. Jill Lewis	1993-94, 95-96	228
16. Jenzel Nash	2011-16	222
17. Christina Mata	1997-01	222
18. Terri Pedregon	1991-95	220
19. Stacie Telles	2013-15	218
20. Ana Valtierra	2002-07	215
21. Briana Green	2008-12	209
22. Kimya Murray	2001-02	206
23. Angie McGee	2002-05	195
24. Timika Williams	2006-10	193
25. Romie DeAnda	2001-03	178
26. Kim Daniel	1995-99	178
27. Irene Gari	2012-15	175
28. Najala Howell	2015-18	172
29. Kia Dowell	2002-04	166

3PT FG PERCENTAGE (MIN. 60 MADE)

PLAYER	YEARS	3FG%
1. Ana Valtierra	2002-07	46.7
2. Sviatlana Trukshanina	2007-11	41.9
3. Dietra Caldwell	2008-11	39.9
4. Kimya Murray	2001-02	38.8
5. Terri Pedregon	1987-89	38.4
6. Izabela Piekarska	2004-08	36.6
7. Kelli Willingham	2010-14	34.4
8. Briana Green	2008-12	34.7
9. Romie DeAnda	2001-03	34.4
10. Jareica Hughes	2006-10	33.0

OTHER MINERS +32.0%

11. Amy Billhymmer	1993-97	32.4
--------------------	---------	------

FREE THROWS MADE

PLAYER	YEARS	FTM
1. Kayla Thornton	2010-14	390
2		

UTEP CAREER RECORDS

OTHER MINERS 270+FTA

11. Kristi Lattin	1995-99	372
12. Tonietta Greene	1981-84	361
13. Tamara Seda	2015-18	356
14. Chris Hall	1985-89	343
15. Anete Steinberga	2009-13	341
16. Jenzel Nash	2011-16	334
17. Terri Pedregon	1991-95	291
18. Jill Lewis	1993-94, 95-97	290
19. Kristine Vitola	2009-14	285
20. Lisa Watson	1987-89	279
21. Kasia Krezel	2004-08	270

FREE-THROW PERCENTAGE (MIN. 100 MADE) (must have concluded career)

PLAYER	YEARS	FT%
1. Gloria Brown	2010-12	80.8
2. Kelli Willingham	2010-14	78.8
Dragana Zoric	2001-03	78.8
4. Najala Howell	2015-18	78.5
5. Ana Valtierra	2002-07	78.3
6. Izabela Piekarska	2004-08	77.8
7. Noni Wharemate	2002-04	77.6
8. Kasia Krezel	2004-08	77.0
9. Kristine Vitola	2009-14	75.4
10. Amy Pack	1999-01	74.8

SCORING

PLAYER	YEARS	PTS
1. Kayla Thornton	2010-14	1,679
2. Jareica Hughes	2006-10	1,555
3. Sparkle Taylor	2013-17	1,352
4. Izabela Piekarska	2004-08	1,251
5. Be Stoney	1977-81	1,249
6. Kasia Krezel	2004-08	1,172
7. Kiana Taylor	1993-96, 97-98	1,134
8. Cameasha Turner	2012-16	1,089
9. Timika Williams	2006-10	1,087
10. Kelli Willingham	2010-14	1,073

OTHER MINERS 500+ PTS

11. Holly Russ	1990-92	1,068
12. Anete Steinberga	2009-13	1,024
13. Jenzel Nash	2011-16	1,023
14. Amy Pack	1999-01	968
15. Kristi Lattin	1995-99	966
Lisa Watson	1987-89	966
17. Kristine Vitola	2009-14	941
18. Amy Billhmer	1993-97	931
19. Chris Hall	1985-89	926
20. Tamara Seda	2015-18	909
21. Dietra Caldwell	2008-11	898
22. Katarina Zec	2016-	897
23. Monica Ramirez	1991-94	882
24. Lenore Dembs	1983-85	849
25. Zuzanna Puc	2016-19	834
26. Chrishauana Parker	2011-16	821
27. Norma Sierra	1988-92	804
28. Kanequa Chancellor	1994-98	781
29. Carolyn Prince	1979-81	771
30. Gloria Brown	2010-12	761
31. Kris Hudson	1981-85	756
32. Jill Lewis	1993-94, 95-96	749
33. Traci Miller	1985-87	747
34. Dragana Zoric	2001-03	738
35. Ana Valtierra	2002-07	714
36. Charnette Phelps	2003-07	711
37. Jeanine Brown Warren	1980-82	667
38. Lulu McKinney	2014-17	650
Briana Green	2008-12	650
40. Najala Howell	2015-18	648
41. Terri Pedregon	1991-95	631
42. Terri Powell	1987-89	621
43. Vaida Zagurskyte	2002-04	620
44. Donna Stoney	1979-82	598
45. Angie McGee	2002-05	574
46. Shanie Dinwiddie	1993-97	568
47. Charsa Palamore	1989-91	559
48. Kim Daniel	1995-99	555
49. Jordan Alexander	2017-19	540
50. Cabora Mack	1992-96	522
51. Michelle Roper	1991-93	521
52. Marcella Lopez	1982-86	512

SCORING AVERAGE (MIN. 700 POINTS)

PLAYER	YEARS	AVG
1. Holly Russ	1990-92	20.2
2. Amy Pack	1999-01	17.6
3. Lisa Watson	1987-89	17.0
4. Lenore Dembs	1983-85	15.4
5. Be Stoney	1977-81	15.0
6. Traci Miller	1985-87	14.6
7. Dragana Zoric	2001-03	13.9
8. Jareica Hughes	2006-10	13.5
9. Kayla Thornton	2010-14	13.1
10. Gloria Brown	2009-12	12.1

REBOUNDS

PLAYER	YEARS	RB
1. Kayla Thornton	2010-14	1,032
2. Chrishauana Parker	2011-16	866
3. Kim Watts	1978-82	810
4. Timika Williams	2006-10	794
5. Tamara Seda	2015-18	717
6. Kiana Taylor	1993-96, 97-98	676
7. Izabela Piekarska	2004-08	651
8. Kristine Vitola	2009-14	617
9. Anete Steinberga	2009-13	582
10. Dee Caine	1981-85	567

OTHER MINERS 350+RB

11. Be Stoney	1977-81	563
12. Tonietta Greene	1981-84	561
13. Kanequa Chancellor	1994-98	546
14. Charnette Phelps	2003-07	537
15. Monica Ramirez	1991-94	531
16. Norma Sierra	1988-92	523
17. Chris Hall	1985-89	522
18. Gloria Brown	2010-12	509
19. Sparkle Taylor	2013-17	503
20. Kristi Lattin	1995-99	496
21. Zuzanna Puc	2016-19	493
22. Amy Pack	1999-01	487
23. Ana Valtierra	2002-07	477
24. Jill Lewis	1993-97	462
25. Cameasha Turner	2012-16	456
26. Jareica Hughes	2006-10	449
27. Charsa Palamore	1989-91	433
28. Lisa Watson	1987-89	427
29. Angie McGee	2002-05	420
30. Dragana Zoric	2001-03	417
31. Vernita Gant	1985-87	407
32. Jenzel Nash	2011-16	374
33. Cabora Mack	1992-96	370
34. Marcella Lopez	1982-86	366
35. Katarina Zec	2016-	365
36. Holly Russ	1990-92	362
37. Terri Pedregon	1991-95	359
38. Jordan Alexander	2017-19	358
39. DaTehcia Sprecht	1995-99	354

REBOUNDING AVERAGE (MIN. 400 RB)

PLAYER	YEARS	AVG
1. Amy Pack	1999-01	8.9
2. Kayla Thornton	2010-14	8.1
Gloria Brown	2010-12	8.1
Vernita Gant	1985-87	8.1
5. Charsa Palamore	1989-91	8.0
6. Dragana Zoric	2001-03	7.9
7. Kim Watts	1978-82	7.8
8. Tonietta Greene	1981-84	7.6
9. Tamara Seda	2015-18	7.5
Lisa Watson	1987-89	7.5

OTHER MINERS WITH 6.6 RPG

11. Chrishauana Parker	2011-16	7.1
12. Be Stoney	1977-81	6.8
13. Timika Williams	2006-10	6.6
Monica Ramirez	1991-94	6.6

ASSISTS

PLAYER	YEARS	AST
1. Jareica Hughes	2006-10	599
2. Kelli Willingham	2010-14	373
3. Terri Pedregon	1991-95	326
4. Ana Valtierra	2002-07	324
5. Shalana Taylor	2004-07	313
6. Lulu McKinney	2014-17	308
7. Chrishauana Parker	2011-16	291
8. Dietra Caldwell	2008-11	249
9. Norma Sierra	1988-92	248

10. Jill Lewis 1993-94, 95-96 231

OTHER MINERS 150+AST	YEARS	AST
11. Kasia Krezel	2004-08	230
12. Christina Mata	1997-01	211
13. Briana Green	2008-12	206
14. Cameasha Turner	2012-16	196
15. Jenzel Nash	2011-16	194
16. Katarina Zec	2016-	183
17. Vaida Zagurskyte	2002-04	182
18. Michelle Montoya	1995-95	179
19. Sonya Howell	1988-90	178
20. Noni Wharemate	2002-04	177
21. Heather Estey	1985-87	173
Martha Contreras	1986-88	173
23. Lenore Dembs	1983-85	159
24. Stacie Telles	2013-15	158
25. Natasha Lacy	2007-08	156
26. Faith Cook	2016-18	153
27. Kayla Thornton	2010-14	152
Jonna Launiainen	2003-07	152

ASSISTS AVERAGE (MIN. 125 ASSISTS)

PLAYER	YEARS	AVG
1. Jareica Hughes	2006-10	5.2
2. Natasha Lacy	2007-08	4.8
3. Shalana Taylor	2004-07	4.4
4. Starr Breedlove	2015-16	3.8
Vaida Zagurskyte	2002-04	3.8
6. Heather Estey	1985-97	3.7
7. Sonya Howell	1988-90	3.6
8. Martha Contreras	1986-88	3.5
9. Sharon Jackson	1982-84	3.4
10. Noni Wharemate	2002-04	3.3

STEALS

PLAYER	YEARS	STL
1. Jareica Hughes	2006-10	277
2. Kayla Thornton	2010-14	217
3. Terri Pedregon	1991-95	210
4. Ana Valtierra	2002-07	175
5. Jenzel Nash	2011-16	174
6. Cameasha Turner	2012-16	162
7. Kasia Krezel	2004-08	158
8. Kristi Lattin	1995-99	156
9. Norma Sierra	1988-92	146
10. Jill Lewis	1993-94, 95-96	141

OTHER MINERS 75+STL

11. Holly Russ	1990-92	134
12. Christina Mata	1997-01	133
13. Kelli Willingham	2010-14	131
14. Timika Williams	2006-10	129
15. Martha Contreras	1986-88	122
16. Sonya Howell	1988-90	120
Kiana Taylor	1993-96, 97-98	120
18. Chrishauana Parker	2011-16	116
19. Dietra Caldwell	2008-11	115
20. Lenore Dembs	1983-85	108
Natasha Lacy	2007-08	108
22. Starr Breedlove	2015-16	107
23. Chris Hall	1985-89	106
24. Lulu McKinney	2014-17	104
25. Shalana Taylor	2004-07	94
Charnette Phelps	2003-07	94
27. Charsa Palamore	1989-91	92
28. Sparkle Taylor	2013-17	89
Gloria Brown	2010-12	89
30. Angie McGee	2002-05	87
31. Briana Green	2008-12	80
32. Tyeeasha Tolliver	1993-95	77
33. Dragana Zoric	2001-03	76
Marcella Lopez	1982-86	76

STEALS AVERAGE (MIN. 100 STEALS)

PLAYER	YEARS	AVG
1. Natasha Lacy	2007-08	3.4
2. Starr Breedlove	2015-16	3.1
3. Holly Russ	1990-92	2.5
4. Jareica Hughes	2006-10	2.4
Sonya Howell	1988-90	2.4
Martha Contreras	1986-88	2.4
7. Terri Pedregon	1991-95	1.9
Lenore Dembs	1983-85	1.9
9. Jill Lewis	1993-94, 95-96	1.8
10. Ana Valtierra	2002-07	1.5
Kristi Lattin	1995-99	1.5

BLOCKED SHOTS

PLAYER	YEARS	BLK
1. Kim Watts	1978-82	264
2. Izabela Piekarska	2004-08	252
3. Kristine Vitola	2009-14	190
4. Gloria Brown	2010-12	162
5. Marta Dydek	2003-05	100
6. Tamara Seda	2015-18	89
7. Dee Caine	1981-85	68
8. Kayla Thornton	2010-14	67
9. Kiana Taylor	1993-96, 97-98	65
10. Timika Williams	2006-10	63

OTHER MINERS 30+ BLK

11. Zuzanna Puc	2016-19	56
12. Donetta Yellets	1985-87	54
13. Daeshianna McCants	2014-15	40
14. Vernita Gant	1985-87	39
15. Fannie Goodwin	2009-14	38
16. Charnette Phelps	2003-07	35
17. Ana Valtierra	2002-07	34
18. Kristi Lattin	1995-99	33
19. Ax Bernard	2016-17	32
Claudia Porras	2006-08	32
Kanequa Chancellor	1994-98	32
Leslie Kilmer	1987-90	32

BLOCKS AVERAGE (MIN. 50 BLOCKS)

PLAYER	YEARS	AVG
1. Gloria Brown	2010-12	2.6
2. Kim Watts	1978-82	2.5
3. Izabela Piekarska	2004-08	2.1
4. Marta Dydek	2003-05	1.7
5. Kristine Vitola	2009-14	1.4
6. Donetta Yellets	1985-87	1.2
7. Tamara Seda	2015-18	0.9
8. Dee Caine	1981-85	0.8
9. Daeshianna McCants	2014-16	0.7
10. Zuzanna Puc	2016-19	0.6
Kiana Taylor	1993-96, 97-98	0.6

DOUBLE-DOUBLES

PLAYER	YEARS	DD
1. Kayla Thornton	2010-14	40
2. Tamara Seda	2015-18	26
3. Amy Pack	1999-01	22
4. Gloria Brown	2010-12	20
Kiana Taylor	1993-96, 97-98	20
6. Dragana Zoric	2001-03	18
7. Chrishauana Parker	2011-16	15
8. Kanequa Chancellor	1994-98	13
Monica Ramirez	1991-94	13
10. Lisa Watson	1987-89	12

OTHER MINERS 10+DOUBLE-DOUBLES

11. Timika Williams	2006-10	11
Chris Hall	1985-89	11
13. Zuzanna Puc	2016-19	10
Charnette Phelps	2003-07	10
Charsa Palamore	1989-91	10
Vernita Gant	1985-87	10

Bold denotes active players



2019-20 BOX SCORES

Official Basketball Box Score -- Game Totals -- Final Statistics

UCR vs UTEP
11/9/19 7 p.m. at El Paso, Texas (Don Haskins Center)

UCR 50 • 1-2

##	Player	Total			3-Ptr			Rebounds			PF	TP	A	TO	Blk	Stl	Min
		FG-FGA	FG-FGA	FT-FTA	FG-FGA	FG-FGA	FT-FTA	Off	Def	Tot							
02	Marina Ewodo	f	2-9	1-5	2-2	5	2	7	4	7	2	6	3	2	36		
22	Skyler Lewis	f	3-7	0-0	0-0	1	4	5	4	6	0	5	1	0	29		
24	Daphne Gnago	f	5-6	0-0	4-7	4	7	11	1	14	1	2	0	1	30		
00	Ann Jernigan	g	2-4	0-2	1-2	1	3	4	5	5	1	3	0	2	17		
05	Lauryn Pointer	g	0-3	0-3	0-0	0	3	3	1	0	2	2	0	0	22		
10	Kelanel Cooper	g	2-4	0-1	6-8	0	0	0	4	10	1	3	0	0	15		
13	Georgia OhiaerI	g	0-0	0-0	0-0	0	0	0	0	0	0	0	0	1	5		
21	Andriana Kasapi	g	2-4	0-2	0-0	0	1	1	3	4	1	3	0	1	20		
32	Bryanna Brady	g	1-2	0-0	0-0	0	3	3	0	2	0	1	1	0	14		
43	Jalyn Clay	g	1-2	0-0	0-0	0	1	1	5	2	1	3	0	0	12		
Team						0	5	5									
Totals			18-41	1-13	13-19	11	29	40	27	50	9	28	5	7	200		
1st - FG %:		2-7	28.6%	2nd: 2-8	25.0%	3rd: 4-8	50.0%	4th: 10-18	55.6%	Game: 18-41	43.9%	Deadball					
3FG %:		0-1	0.0%	0-2	0.0%	0-3	0.0%	1-7	14.3%	1-13	7.7%	Rebounds					
FT %:		0-1	0.0%	6-10	60.0%	6-6	100.0%	1-2	50.0%	13-19	68.4%	2					

UTEP 63 • 1-0

##	Player	Total			3-Ptr			Rebounds			PF	TP	A	TO	Blk	Stl	Min
		FG-FGA	FG-FGA	FT-FTA	FG-FGA	FG-FGA	FT-FTA	Off	Def	Tot							
33	Michelle Pruitt	f	2-7	0-0	4-8	6	4	10	0	8	0	1	0	1	27		
03	Katia Gallegos	g	3-12	1-7	2-3	0	4	4	2	9	5	0	0	2	34		
12	Ariona Gill	g	1-7	0-2	0-0	4	0	4	2	2	0	2	0	14			
13	Sabine Lipe	g	2-5	1-3	0-2	1	0	1	2	5	0	2	0	9			
44	Katarina Zec	g	5-8	4-4	4-5	2	3	5	3	18	2	3	0	1	31		
01	Arina Khlopkova	g	2-6	0-3	2-2	1	1	2	1	6	0	1	0	0	17		
02	Tia Bradshaw	g	0-1	0-0	0-0	0	0	0	2	0	0	2	0	0	7		
04	Neidy Ocuane	g	0-1	0-1	0-0	0	0	0	1	0	0	1	0	0	3		
10	Jade Rochelle	g	0-1	0-0	0-0	0	0	0	1	0	0	0	0	0	3		
15	Avery Crouse	g	2-9	0-1	2-2	1	1	2	2	6	3	1	0	1	29		
22	DeJaNae Roebuck	g	2-3	0-0	3-6	1	1	2	2	7	1	1	0	1	16		
31	Tatyana Modawar	g	0-0	0-0	2-2	0	0	0	3	2	1	1	0	0	10		
Team						3	2	5									
Totals			19-60	6-21	19-30	19	16	35	23	63	12	15	0	8	200		
1st - FG %:		6-16	37.5%	2nd: 5-12	41.7%	3rd: 4-15	26.7%	4th: 4-17	23.5%	Game: 19-60	31.7%	Deadball					
3FG %:		2-6	33.3%	1-3	33.3%	2-7	28.6%	1-5	20.0%	6-21	28.6%	Rebounds					
FT %:		0-2	0.0%	8-12	66.7%	3-7	42.9%	8-9	88.9%	19-30	63.3%	4					

Officials: Bill Larence, Ryan Durham, Felicity Willis
Technical fouls: UCR-None. UTEP-None.
Attendance: 844

Score by periods	1st	2nd	3rd	4th	Total
UCR	4	10	14	22	50
UTEP	14	19	13	17	63

Points	In	Off	2nd	Fast	Bench
UCRWBB	Paint	T/O	Chance	Break	
UCRWBB	26	8	10	17	18
UTEPW	24	25	11	9	21

Last FG - UCRWBB 4th-00:10, UTEPW 4th-01:04.
Largest lead - UCRWBB None, UTEPW by 21 2nd-03:43.
UCRWBB led for 00:00, UTEPW led for 39:10. Game was tied for 00:50.

Score tied - 0 times.
Lead changed - 0 times.

Official Basketball Box Score -- Game Totals -- Final Statistics

Alcorn State vs UTEP
11/16/19 1 p.m. at El Paso, Texas (Don Haskins Center)

Alcorn State 47 • 0-4

##	Player	Total			3-Ptr			Rebounds			PF	TP	A	TO	Blk	Stl	Min
		FG-FGA	FG-FGA	FT-FTA	FG-FGA	FG-FGA	FT-FTA	Off	Def	Tot							
10	Bernard Jamaysha	c	1-2	0-0	0-0	0	0	0	1	2	0	1	0	0	9		
00	Rascoe LaRae	g	4-11	2-5	3-4	2	1	3	1	13	2	4	0	4	32		
15	Hall, Diamond	g	0-6	0-2	1-2	0	1	1	2	1	0	2	0	1	16		
30	Kirkland, Aysaha	g	2-4	0-0	0-0	2	1	3	1	4	1	0	0	0	26		
32	Hargrove, Jada	g	2-6	0-1	5-6	1	1	2	3	9	1	4	0	1	22		
02	Walker, Charisma	g	2-7	0-0	0-0	0	2	2	4	4	1	3	0	1	15		
03	McCalphis, Nia	g	1-1	0-0	0-0	0	0	0	3	2	1	4	1	2	16		
13	Clark, Kirdis	g	1-5	0-1	2-3	1	5	6	2	4	0	3	0	0	19		
14	Obillo, Cayla	g	0-2	0-1	1-2	0	3	3	2	1	3	1	0	1	13		
21	Wheeler, Aja	g	3-4	0-0	0-0	0	0	0	3	6	1	3	0	4	14		
24	Maiwal, Nyenkeer	g	0-0	0-0	0-0	0	0	0	4	1	0	0	0	0	0		
42	Broughton, Bria	g	0-2	0-0	1-2	0	0	0	4	1	0	3	0	0	18		
Team						3	3	6									
Totals			16-50	2-10	13-19	9	17	26	26	47	10	28	2	14	200		
1st - FG %:		4-18	22.2%	2nd: 6-11	54.5%	3rd: 3-13	23.1%	4th: 3-8	37.5%	Game: 16-50	32.0%	Deadball					
3FG %:		1-5	20.0%	1-2	50.0%	0-2	0.0%	0-1	0.0%	2-10	20.0%	Rebounds					
FT %:		1-2	50.0%	1-3	33.3%	7-8	87.5%	4-6	66.7%	13-19	68.4%	2					

UTEP 92 • 3-0

##	Player	Total			3-Ptr			Rebounds			PF	TP	A	TO	Blk	Stl	Min
		FG-FGA	FG-FGA	FT-FTA	FG-FGA	FG-FGA	FT-FTA	Off	Def	Tot							
33	Michelle Pruitt	f	6-7	0-0	1-2	1	3	4	1	13	2	0	0	1	18		
03	Katia Gallegos	g	0-2	0-2	4-4	0	1	1	0	4	3	1	0	1	15		
12	Ariona Gill	g	6-8	2-3	0-0	2	5	7	2	14	4	3	0	1	19		
15	Avery Crouse	g	3-5	3-4	1-2	1	1	2	0	10	1	2	0	1	15		
44	Katarina Zec	g	6-10	2-5	3-3	1	5	6	1	17	4	1	0	1	20		
01	Arina Khlopkova	g	1-4	0-3	0-0	0	0	0	2	2	1	2	0	2	20		
02	Tia Bradshaw	g	2-4	0-1	0-0	1	0	1	4	3	6	0	0	0	15		
04	Neidy Ocuane	g	0-1	0-1	0-0	0	0	0	0	4	0	2	0	1	8		
10	Jade Rochelle	g	1-3	0-1	0-0	1	2	3	2	2	2	0	2	0	14		
13	Sabine Lipe	g	2-5	1-2	0-2	1	4	5	2	5	2	1	3	1	14		
22	DeJaNae Roebuck	g	2-5	0-0	3-3	1	2	3	3	7	2	2	2	1	17		
25	Ariana Taylor	g	4-5	0-0	1-2	1	2	3	2	9	1	2	1	0	14		
31	Tatyana Modawar	g	1-3	1-1	2-2	1	1	2	3	5	0	1	0	1	11		
Team						4	3	7									
Totals			34-62	9-23	15-20	15	29	44	19	92	23	25	6	12	200		
1st - FG %:		11-16	68.8%	2nd: 7-15	46.7%	3rd: 9-16	56.3%	4th: 7-15	46.7%	Game: 34-62	54.8%	Deadball					
3FG %:		4-6	66.7%	1-6	16.7%	2-6	33.3%	2-5	40.0%	9-23	39.1%	Rebounds					
FT %:		2-2	100.0%	3-6	50.0%	6-7	85.7%	4-5	80.0%	15-20	75.0%	1					

Officials: Brian Garland, Timothy Resch, Jaclyn Watson
Technical fouls: Alcorn State-None. UTEP-None.
Attendance: 573

Score by periods	1st	2nd	3rd	4th	Total
Alcorn State	10	14	13	10	47
UTEP	28	18	26	20	92

Points	In	Off	2nd	Fast	Bench
ALCN	Paint	T/O	Chance	Break	
ALCN	22	13	7	14	18
UTEPW	27	16	26	34	

Last FG - ALCN 4th-01:53, UTEPW 4th-02:25.
Largest lead - ALCN None, UTEPW by 48 4th-05:44.
ALCN led for 00:00, UTEPW led for 38:56. Game was tied for 01:04.

Score tied - 0 times.
Lead changed - 0 times.

Official Basketball Box Score -- Game Totals -- Final Statistics

UTEP vs New Mexico St.
11/13/19 6:00 pm at

UTEP 63 • 2-0,0-0 C-USA

##	Player	Total			3-Ptr			Rebounds			PF	TP	A	TO	Blk	Stl	Min
		FG-FGA	FG-FGA	FT-FTA	FG-FGA	FG-FGA	FT-FTA	Off	Def	Tot							
12	Ariona Gill	f	3-6	0-1	1-2	2	6	8	4	7	1	2	0	0	25		
33	Michelle Pruitt	f	7														

2019-20 BOX SCORES

Official Basketball Box Score -- Game Totals -- Final Statistics
New Mexico St. vs UTEP
11/23/19 7 p.m. at El Paso, Texas (Don Haskins Center)

New Mexico St. 45 • 1-5

#	Player	Total			Rebounds			PF	TP	A	TO	Blk	Stl	Min
		FG	FGA	FT	FTA	Off	Def							
14	Nana Sule	0-2	0-0	0-2	2	1	3	1	0	0	3	1	2	25
24	Adenike Aderinto	1-4	0-0	2-2	2	1	3	2	4	1	0	0	5	20
11	Soufia Inoussa	2-7	0-1	0-0	2	0	2	4	4	2	0	0	2	23
23	Aaliyah Prince	5-12	0-1	0-0	1	2	3	1	10	0	4	0	2	30
30	Gia Pack	9-20	0-5	0-1	1	5	6	1	18	0	3	2	1	34
01	Shania Harper	2-2	0-0	0-0	1	4	5	2	4	1	1	0	0	11
10	Adrianna Henderson	0-4	0-1	0-0	0	2	2	0	0	1	4	0	1	17
20	Amanda Soderqvist	1-6	0-5	0-0	0	0	0	0	2	0	0	0	1	18
21	Rodrea Echols	1-4	1-2	0-0	0	2	2	0	3	1	2	0	0	12
42	Micayla Buckner	0-1	0-0	0-0	0	1	1	1	0	0	0	0	1	10
Team					3	0	3							
Totals		21-62	1-15	2-5	12	18	30	12	45	6	19	3	13	200

1st - FG %: 3-13 23.1% 2nd: 5-16 31.3% 3rd: 3-14 21.4% 4th: 10-19 52.6% Game: 21-62 33.9% Deadball Rebounds 1
 3FG %: 1-4 25.0% 0-6 0.0% 0-4 0.0% 0-1 0.0% 1-5 6.7%
 FT %: 0-0 0.0% 2-2 100.0% 0-2 0.0% 2-5 40.0%

UTEP 65 • 4-1

#	Player	Total			Rebounds			PF	TP	A	TO	Blk	Stl	Min
		FG	FGA	FT	FTA	Off	Def							
12	Ariona Gill	6-10	1-3	0-0	4	7	11	0	13	1	3	2	0	26
33	Michelle Pruitt	2-4	0-0	0-0	2	3	5	0	4	1	5	0	2	15
03	Katia Gallegos	4-10	1-2	1-1	4	3	7	2	10	6	2	0	4	29
15	Avery Crouse	4-10	0-5	0-0	0	3	3	0	8	2	3	0	0	29
44	Katarina Zec	5-14	1-3	0-0	1	6	7	2	11	1	2	0	2	33
01	Arina Khlopkova	2-6	2-5	0-0	1	0	1	0	6	0	2	1	0	14
02	Tia Bradshaw	2-3	1-1	0-0	0	2	2	5	0	1	1	0	0	11
10	Jade Rochelle	0-1	0-0	0-0	1	0	1	0	0	1	0	0	0	3
13	Sabine Lipe	0-1	0-1	0-0	0	1	1	2	0	0	0	0	0	7
22	DeJaNae Roebuck	0-3	0-1	0-0	2	0	2	2	0	1	3	0	0	9
25	Ariana Taylor	1-2	0-0	2-2	0	2	2	1	4	2	0	0	0	12
31	Tatyana Modawar	1-1	0-0	2-2	1	1	2	3	4	0	2	0	0	12
Team					4	3	7							
Totals		27-65	6-21	5-5	20	31	51	14	65	15	23	4	8	200

1st - FG %: 4-16 25.0% 2nd: 9-17 52.9% 3rd: 9-19 47.4% 4th: 5-13 38.5% Game: 27-65 41.5% Deadball Rebounds 0
 3FG %: 0-6 0.0% 2-4 50.0% 2-6 33.3% 0-2 0.0% 6-21 28.6%
 FT %: 4-4 100.0% 1-1 100.0% 0-0 0.0% 5-5 100.0%

Officials: Angelica Suffren, Travis Jones, Jessica Fortner
 Technical fouls: New Mexico St.-None. UTEP-None.
 Attendance: 803

Score by periods	1st	2nd	3rd	4th	Total
New Mexico St.	7	10	8	20	45
UTEP	12	20	21	12	65

Last FG - NMSU 4th-00:01, UTEPW 4th-00:47.
 Largest lead - NMSU None, UTEPW by 32 3rd-02:08.
 NMSU led for 00:00. UTEPW led for 38:53. Game was tied for 01:07.

Score tied - 1 time.
 Lead changed - 0 times.

Official Basketball Box Score -- Game Totals -- Final Statistics
Georgia State vs UTEP
11/30/19 7:30 p.m. at El Paso, Texas (Don Haskins Center)

Georgia State 68 • 1-5

#	Player	Total			Rebounds			PF	TP	A	TO	Blk	Stl	Min
		FG	FGA	FT	FTA	Off	Def							
11	Hosendove,Taylor	6-8	0-0	9-12	7	12	19	5	21	4	10	1	1	35
30	Miller-McCray,Shaqu	2-3	0-0	0-0	2	4	6	4	4	0	1	6	3	36
01	Dziak,Kamryn	3-7	3-7	0-0	0	0	0	3	9	0	2	0	1	32
12	Lyons,Tehya	2-8	0-2	6-8	2	2	4	2	10	2	1	0	1	20
13	Lewis,Jada	6-12	2-5	3-4	0	2	2	4	17	0	2	0	2	28
01	Taylor,Moriah	0-2	0-2	0-0	0	0	0	2	0	1	0	0	0	14
04	Johnson,Joelle	0-0	0-0	0-0	0	1	1	1	0	0	0	0	0	4
15	Ervin,Madison	1-3	0-2	0-0	0	1	1	0	2	1	0	0	0	6
32	Henderson,Taylor	2-8	0-0	1-2	0	5	4	5	1	4	0	0	0	24
33	Williams,Rakeah	0-0	0-0	0-0	0	0	0	0	0	0	0	0	0	1
Team					0	2	2							
Totals		22-51	5-18	19-26	11	29	40	25	68	9	20	7	8	200

1st - FG %: 5-13 38.5% 2nd: 7-15 46.7% 3rd: 7-11 63.6% 4th: 3-12 25.0% Game: 22-51 43.1% Deadball Rebounds 2
 3FG %: 3-6 50.0% 1-5 20.0% 1-5 20.0% 5-18 27.8%
 FT %: 4-6 66.7% 2-2 100.0% 5-8 62.5% 8-10 80.0%

UTEP 71 • 6-1

#	Player	Total			Rebounds			PF	TP	A	TO	Blk	Stl	Min
		FG	FGA	FT	FTA	Off	Def							
33	Michelle Pruitt	1-4	0-0	0-0	1	1	2	0	2	0	1	0	0	15
44	Katarina Zec	2-13	1-8	0-0	1	4	5	3	5	3	3	0	1	35
01	Arina Khlopkova	5-10	2-5	8-10	2	3	5	4	20	1	1	0	1	32
03	Katia Gallegos	4-8	1-2	2-2	3	5	8	4	11	4	2	0	1	26
15	Avery Crouse	3-7	2-4	5-6	1	2	3	1	13	2	1	0	2	26
02	Tia Bradshaw	2-5	0-1	2-4	0	1	1	2	6	1	1	0	2	14
10	Jade Rochelle	1-2	0-1	0-0	0	0	0	2	0	0	0	0	0	3
13	Sabine Lipe	1-3	0-0	2-2	1	3	4	2	4	4	1	0	1	23
22	DeJaNae Roebuck	1-1	0-0	0-0	1	0	1	0	2	0	1	0	0	4
25	Ariana Taylor	3-5	0-1	0-0	0	2	2	2	6	0	0	0	0	14
31	Tatyana Modawar	0-4	0-1	0-0	0	1	1	1	0	0	0	0	0	8
Team					4	1	5							
Totals		23-62	6-23	19-24	14	23	37	19	71	15	11	0	8	200

1st - FG %: 7-21 33.3% 2nd: 9-17 52.9% 3rd: 4-13 30.8% 4th: 3-11 27.3% Game: 23-62 37.1% Deadball Rebounds 1
 3FG %: 2-9 22.2% 3-5 60.0% 1-6 16.7% 0-2 0.0% 5-18 27.8%
 FT %: 0-0 0.0% 5-6 83.3% 6-6 100.0% 8-12 66.7%

Officials: Esrael Silva, Jaclyn Watson, Matt Krenek
 Technical fouls: Georgia State-None. UTEP-None.
 Attendance: 788

Score by periods	1st	2nd	3rd	4th	Total
Georgia State	17	17	20	14	68
UTEP	16	26	15	14	71

Last FG - GSU 4th-02:35, UTEPW 4th-01:42.
 Largest lead - GSU by 6 1st-06:15, UTEPW by 10 2nd-00:12.
 GSU led for 12:40. UTEPW led for 22:09. Game was tied for 05:11.

Score tied - 8 times.
 Lead changed - 9 times.

Official Basketball Box Score -- Game Totals -- Final Statistics
Western Michigan vs UTEP
11/29/19 3:30 p.m. at El Paso, Texas (Don Haskins Center)

Western Michigan 46 • 2-3

#	Player	Total			Rebounds			PF	TP	A	TO	Blk	Stl	Min
		FG	FGA	FT	FTA	Off	Def							
10	Breanna Mobley	4-12	0-0	3-4	6	4	10	2	11	2	0	2	1	33
24	Leighah-Amori Wool	5-12	0-4	1-3	2	4	6	4	11	2	4	0	3	34
05	Chelayne Bailey	0-3	0-3	0-0	0	1	1	4	0	0	2	0	2	28
11	Kamrin Reed	2-8	1-7	0-0	0	0	0	1	5	1	2	0	2	22
23	Jordan Walker	4-11	1-5	2-2	0	4	4	3	11	0	2	0	0	21
02	Maddie Watters	1-7	1-7	0-0	1	0	1	2	3	1	2	0	1	20
03	Jillian Fletcher	1-2	0-1	0-0	0	0	0	2	0	0	2	0	0	6
13	Aniya Walker	1-3	0-1	0-0	0	0	0	0	2	0	1	1	0	13
20	Sydney Shafer	0-5	0-2	1-2	0	1	1	0	1	2	4	0	1	15
31	Ashley Konkle	0-1	0-0	0-0	0	1	1	0	0	0	0	0	2	8
Team					6	2	8							
Totals		18-64	3-30	7-11	15	17	32	17	46	8	18	3	12	200

1st - FG %: 3-14 21.4% 2nd: 3-13 23.1% 3rd: 7-16 43.8% 4th: 5-21 23.8% Game: 18-64 28.1% Deadball Rebounds 2
 3FG %: 0-8 0.0% 1-6 16.7% 2-8 25.0% 0-8 0.0%
 FT %: 1-2 50.0% 1-2 50.0% 3-5 60.0% 2-2 100.0%

UTEP 76 • 5-1

#	Player	Total			Rebounds			PF	TP	A	TO	Blk	Stl	Min
		FG	FGA	FT	FTA	Off	Def							
12	Ariona Gill	2-6	1-2	0-0	2	8	10	1	5	1	2	1	0	20
33	Michelle Pruitt	4-4	0-0	2-2	1	1	2	1	10	2	1	0	0	17
03	Katia Gallegos	3-9	0-4	0-0	0	2	2	1	6	5	4	0	1	28
15	Avery Crouse	2-7	1-3	1-1	2	4	6	2	6	4	3	0	2	28
44	Katarina Zec	5-10	2-4	0-0	2	6	8	0	12	2	1	0	2	26
01	Arina Khlopkova	5-7	2-2	2-2	1	1	2	1	14	1	3	1	1	16
02	Tia Bradshaw	3-4	0											

2019-20 BOX SCORES

Official Basketball Box Score -- Game Totals -- Final Statistics
#20 Arizona vs UTEP
 2/7/19 1 p.m. at El Paso, Texas (Don Haskins Center)

#20 Arizona 54 • 9-0

#	Player	Total			3-Ptr			Rebounds			PF	TP	A	TO	Blk	Stl	Min
		FG-FGA	FG-FGA	FT-FTA	FG-FGA	FG-FGA	FT-FTA	Off	Def	Tot							
4	Thomas, Sam	f	4-10	0-3	4-4	1	5	6	2	12	1	4	3	1		39	
5	Reese, Cate	f	8-13	0-0	3-5	4	13	17	4	19	1	6	3	1		33	
4	Smith, Semaj	c	2-3	0-0	0-0	2	5	7	4	4	0	3	1	0		19	
0	Carter, Amari	g	0-6	0-2	1-2	0	3	3	2	1	2	2	0	4		34	
2	McDonald, Aari	g	4-14	0-5	5-8	1	4	5	4	13	1	7	0	3		25	
3	Manumaleuga, Tara	g	0-1	0-1	1-2	0	1	1	0	1	0	0	0	1		7	
4	Alonso, Lucia	g	1-1	1-1	1-2	0	1	1	2	4	4	1	1	0		36	
5	Benonsydotir, Birna	g	0-0	0-0	0-0	0	1	1	0	0	0	0	0	0		5	
4	Nixon, Bryce	g	0-2	0-2	0-0	0	0	0	0	0	0	0	0	0		2	
Team						1 3 4											
Totals			19-50	1-14	15-23	9	36	45	18	54	8	23	8	10		200	

1st FG %:	10-19	52.6%	2nd:	4-8	50.0%	3rd:	4-14	28.6%	4th:	1-9	11.1%	Game:	19-50	38.0%	Deadball
3FG %:	0-3	0.0%		0-2	0.0%		1-5	20.0%		0-4	0.0%		1-14	7.1%	Rebound
FT %:	1-2	50.0%		4-6	66.7%		5-8	62.5%		5-7	71.4%		15-23	65.2%	3

JTEP 43 • 7-2

#	Player	Total			3-Ptr			Rebounds			PF	TP	A	TO	Blk	Stl	Min
		FG-FGA	FG-FGA	FT-FTA	FG-FGA	FG-FGA	FT-FTA	Off	Def	Tot							
1	Arina Khlopkova	f	2-4	0-1	0-0	2	1	3	0	4	0	2	0	0		21	
2	Ariona Gill	f	3-9	0-2	5-8	0	7	7	5	11	2	2	0	4		30	
3	Katia Gallegos	g	4-16	0-3	2-3	2	7	9	3	10	4	4	0	2		35	
5	Avery Crouse	g	1-5	1-4	2-2	1	1	2	4	5	1	2	1	0		38	
4	Katarina Zec	g	1-7	1-3	1-2	0	4	4	5	4	0	4	0	1		18	
2	Tia Bradshaw	g	0-2	0-0	0-0	0	0	0	1	0	0	2	0	0		7	
0	Jade Rochelle	g	0-2	0-1	0-0	1	0	1	0	0	0	0	0	0		7	
3	Sabine Lipe	g	2-3	1-2	0-0	0	0	0	4	5	0	2	0	0		13	
2	DeJaNaë Roebuck	g	1-1	0-0	0-0	1	0	1	0	2	0	1	0	0		2	
5	Ariana Taylor	g	1-9	0-1	0-0	1	6	7	2	2	0	2	0	0		29	
Team						4 1 5											
Totals			15-58	3-17	10-15	12	27	39	24	43	7	21	1	7		200	

1st FG %:	6-14	42.9%	2nd:	1-8	5.6%	3rd:	3-10	30.0%	4th:	5-16	31.3%	Game:	15-58	25.9%	Deadball
3FG %:	2-4	50.0%		0-6	0.0%		0-3	0.0%		1-4	25.0%		3-17	17.6%	Rebound
FT %:	0-0	0.0%		1-2	50.0%		6-8	75.0%		3-5	60.0%		10-15	66.7%	0

Officials: Scott Yarbrough, Metta Christensen, Kelly Broomfield
 Technical fouls: #20 Arizona-None. UTEP-None.
 Attendance: 1019

Score by periods	1st	2nd	3rd	4th	Total
#20 Arizona	21	12	14	7	54
UTEP	14	3	12	14	43

Points	In	Off	2nd	Fast	Bench
104571	28	17	4	10	5
UTEPW	23	13	4	20	9

Score tied - 1 time.
 Lead changed - 1 time.

1st FG - 104571 4th-08:34, UTEPW 4th-03:03.
 Largest lead - 104571 by 19 3rd-01:31, UTEPW by 3 1st-08:43.
 34571 led for 37:38. UTEPW led for 00:47. Game was tied for 01:35.

Official Basketball Box Score -- Game Totals -- Final Statistics
Tulsa vs UTEP
 12/29/19 1 p.m. at El Paso, Texas (Don Haskins Center)

Tulsa 58 • 5-8

#	Player	Total			3-Ptr			Rebounds			PF	TP	A	TO	Blk	Stl	Min
		FG-FGA	FG-FGA	FT-FTA	FG-FGA	FG-FGA	FT-FTA	Off	Def	Tot							
00	Elliott, Kendrian	f	7-14	0-2	4-6	3	9	12	2	18	1	3	4	1		38	
04	Richards, Addison	f	1-5	1-4	0-0	0	1	1	1	3	1	4	0	1		20	
10	Gaulden, Alexis	g	3-9	0-4	2-6	0	4	4	3	8	4	4	0	4		36	
11	Bittle, Maddie	g	2-8	2-6	4-4	0	4	4	2	10	1	2	0	3		34	
21	Lescay, Rebecca	g	0-6	0-0	0-0	2	3	5	4	0	2	3	1	0		12	
15	Rodriguez, KK	g	1-2	1-1	1-2	1	0	1	2	4	0	0	2	0		6	
20	Hrafkelsdottir, Elin	g	0-0	0-0	0-0	0	1	1	1	0	0	0	0	0		2	
22	Brady, Morgan	g	0-4	0-4	3-6	0	0	0	3	0	1	0	4	17		17	
23	Moutry, Kayla	g	2-3	1-1	0-0	1	2	3	2	5	1	1	1	0		15	
32	Lewis, Desiree	g	2-6	0-0	3-4	4	2	6	2	7	0	1	1	2		20	
Team						1 2 3											
Totals			18-57	5-22	17-28	12	28	40	19	58	10	19	9	15		200	

1st FG %:	3-15	20.0%	2nd:	7-18	38.9%	3rd:	4-9	44.4%	4th:	4-15	26.7%	Game:	18-57	31.6%	Deadball
3FG %:	1-6	16.7%		1-8	12.5%		2-3	66.7%		1-5	20.0%		5-22	22.7%	Rebounds
FT %:	3-4	75.0%		3-5	60.0%		3-7	42.9%		8-12	66.7%		17-28	60.7%	6

UTEP 51 • 7-4

#	Player	Total			3-Ptr			Rebounds			PF	TP	A	TO	Blk	Stl	Min
		FG-FGA	FG-FGA	FT-FTA	FG-FGA	FG-FGA	FT-FTA	Off	Def	Tot							
12	Ariona Gill	f	4-8	0-0	1-1	1	7	8	5	9	2	2	1	3		27	
25	Ariana Taylor	f	3-9	0-3	1-2	0	3	3	2	7	1	3	1	0		23	
03	Katia Gallegos	g	3-9	0-2	4-8	0	3	3	4	10	5	3	1	1		27	
15	Avery Crouse	g	1-3	0-0	0-0	2	1	3	3	2	2	3	0	0		25	
44	Katarina Zec	g	5-10	2-3	1-2	2	6	8	2	13	1	4	0	1		33	
01	Arina Khlopkova	g	1-3	0-1	0-2	0	0	0	3	2	0	2	0	1		12	
02	Tia Bradshaw	g	0-0	0-0	0-0	0	1	1	0	0	0	1	0	0		8	
10	Jade Rochelle	g	0-1	0-0	0-0	1	2	3	0	0	0	1	0	0		4	
13	Sabine Lipe	g	0-1	0-0	2-4	0	5	5	2	2	1	1	0	0		14	
22	DeJaNaë Roebuck	g	0-0	0-0	0-0	0	0	0	0	0	1	0	0	0		4	
31	Tatyana Modawar	g	0-2	0-0	2-2	0	1	1	1	2	0	1	0	0		9	
33	Michelle Pruitt	g	1-7	0-0	2-4	3	1	4	1	4	0	1	0	0		14	
Team						2 2 4											
Totals			18-53	2-9	13-25	11	32	43	23	51	12	22	6	6		200	

1st FG %:	5-11	45.5%	2nd:	4-15	26.7%	3rd:	7-16	43.8%	4th:	2-11	18.2%	Game:	18-53	34.0%	Deadball
3FG %:	1-3	33.3%		1-3	33.3%		0-2	0.0%		0-2	0.0%		2-9	22.2%	Rebounds
FT %:	2-4	50.0%		2-4	50.0%		3-5	60.0%		6-12	50.0%		13-25	52.0%	8

Officials: Eric Koch, Chaney Muench, Jessica Fortner
 Technical fouls: Tulsa-None. UTEP-None.
 Attendance: 681

Score by periods	1st	2nd	3rd	4th	Total
Tulsa	10	18	13	17	58
UTEP	13	11	17	10	51

Points	In	Off	2nd	Fast	Bench
12	24	12	9	9	19
UTEPW	38	11	11	8	10











Last FG - TULSW 4th-01:21, UTEPW 4th-00:22.
 Largest lead - TULSW by 7 3rd-09:21, UTEPW by 6 1st-03:54.
 TULSW led for 10:44. UTEPW led for 22:36. Game was tied for 06:40.

Official Basketball Box Score -- Game Totals -- Final Statistics
UTEP vs SMU
 12/19/19 7:00 pm at

UTEP 56 • 7-3,0-0 C-USA

#	Player	Total			3-Ptr			Rebounds			PF	TP	A	TO	Blk	Stl	Min
		FG-FGA	FG-FGA	FT-FTA	FG-FGA	FG-FGA	FT-FTA	Off	Def	Tot							
12	Ariona Gill	f	3-12	0-1	2-4	5	6	11	4	8	5	3	2	5		35	
01	Arina Khlopkova	g	2-5	1-3	0-0	1	1	2	2	5	0	1	0	0		26	
03	Katia Gallegos	g	1-4	1-2	0-0	0	2	2	3	3	4	0	0	1		22	
15	Avery Crouse	g	3-10	0-5	0-0	0	2	2	4	6	1	3	0	1		25	
44	Katarina Zec	g	6-15	0-3	0-0	2	2	4	2	12	3	3	1	2		35	
02	Tia Bradshaw	g	1-2	0-1	0-0	0	0	0	1	2	0	1	0	0		7	
10	Jade Rochelle	g	0-														

GAME 13: UTEP vs FLORIDA ATLANTIC

00		JORDAN JENKINS • Jr.-2L • G • 5-5 • Tennessee Colony, Texas (Buffalo HS)	PTS 0.0	RBS 0.0	ASTS 0.0	STLS 0.0	FG% 00	3FG% 00	FT% 00	MPG 00.0	<ul style="list-style-type: none"> • Will redshirt the 2019-20 season while recovering from a knee injury • Played in 47 career games, including 22 starts, pitching in 2.4 ppg and 1.8 apg • Piled up more than 1,800 career points and was TABC All State and All Region at Buffalo HS • 2018 C-USA Commissioner's Honor Roll • Kinesiology major
1		ARINA KHLOPKOVA • Fr.-HS • G/F • 6-0 • Moscow, Russia (Christian Academy of Louisville)	PTS 5.4	RBS 1.8	ASTS 0.3	STLS 0.4	FG% 34	3FG% 24	FT% 69	MPG 17.7	<ul style="list-style-type: none"> • Played in all 12 games, including making four starts • Scored career-high 20 points in the win vs. Georgia State • Helped the Christian Academy of Louisville win the inaugural Kentucky 2A Championships • Contributed 14.3 ppg, 6.5 rpg, 2.3 apg, 2.0 bpg and 1.3 spg as a senior • International business major
2		TIA BRADSHAW • Jr.-TR • G • 5-9 • Dodge City, Kan. (Hutchinson CC)	PTS 2.6	RBS 1.4	ASTS 1.0	STLS 0.4	FG% 34	3FG% 25	FT% 53	MPG 11.0	<ul style="list-style-type: none"> • Played in every game as reserve, putting up a career-high eight points vs. WMU • Two-year starter and floor leader for Hutchinson Junior College • Team was 60-11 in the timeframe and competed in NJCAA National Tournament both years • #55 JUCO player and #12 guard according to the Dan Olson Collegiate Girls Basketball Report • Kinesiology major
3		KATIA GALLEGOS • Fr.-HS • G • 5-7 • El Paso, Texas (Franklin HS)	PTS 8.8	RBS 4.3	ASTS 4.1	STLS 1.7	FG% 33	3FG% 23	FT% 72	MPG 26.3	<ul style="list-style-type: none"> • Started every game. Leads team in assists & steals while ranking second in scoring • Fourth in C-USA in assist-to-turnover ratio (1.7) and is fifth for assists/game (4.1) • All-Region, All-State and All-District selection while starring for Franklin HS in El Paso • Played for U18 Mexican National Team, competing in FIBA events • Civil engineering major
4		NEIDY OCUANE • Sr.-1L • PG • 5-5 • Maputo, Mozambique (Seward County CC)	PTS 0.0	RBS 0.3	ASTS 0.3	STLS 0.3	FG% 00	3FG% 00	FT% NA	MPG 5.7	<ul style="list-style-type: none"> • Currently sidelined with a knee injury after playing in three of the first four games • Helped Seward County CC go a combined 57-10 in two years before transferring to UTEP • Played for Mozambique at the 2014 AfroBasket U18 Women's Championships • Two-time (2018 and 2019) member of C-USA Commissioner's Honor Roll • Biochemistry major
10		JADE ROCHELLE • Sr.-1L • G/F • 5-11 • Grandview, Texas (Blinn College)	PTS 2.3	RBS 1.4	ASTS 0.1	STLS 0.7	FG% 48	3FG% 00	FT% 80	MPG 6.9	<ul style="list-style-type: none"> • Set career high for scoring (15) and steals (six) in the win against Weber State • Ranked second on the team in offensive rebounds and third in rebounding in '18-19 • Two-year starter at Blinn College, averaging a double-double (10.9 ppg, 10.3 rpg) in '17-18 • Competed in basketball, track and volleyball at Grandview HS • Business administration major
12		ARIONA GILL • Sr.-1L • G/F • 6-0 • Las Vegas, Nev. (San Jacinto College)	PTS 8.7	RBS 9.1	ASTS 2.0	STLS 1.5	FG% 41	3FG% 30	FT% 55	MPG 24.2	<ul style="list-style-type: none"> • Leads team and is fifth in C-USA for rebounding at 9.1 rpg • Grabbed at least 10 rebounds in six contests this year, including career-high 14 vs. WSU • Sat out 2017-18 as a redshirt after transferring from San Jacinto College • Helped the team go 24-9 and make first appearance at NJCAA DI National Championships • Communications major
13		SABINE LIPE • So.-1L • G • 5-9 • Liepaja, Latvia (Liepajas 15 Vidusskola)	PTS 3.3	RBS 2.0	ASTS 1.6	STLS 0.4	FG% 36	3FG% 29	FT% 44	MPG 14.3	<ul style="list-style-type: none"> • Appeared in every contest. Scored season-high tying five points vs. No. 20 Arizona • Played in 13 games as a freshman, including making four starts, before suffering an injury • Chipped in 3.2 ppg and 2.3 rpg in 13.8 mpg before sustaining an injury at Rice (1/12/19) • Wide-ranging experience in playing for Latvia at numerous FIBA Championships • Civil engineering major
15		AVERY CROUSE • Fr.-HS • G • 6-0 • Sachse, Texas (Sachse HS)	PTS 5.8	RBS 2.9	ASTS 2.0	STLS 0.7	FG% 35	3FG% 27	FT% 73	MPG 25.3	<ul style="list-style-type: none"> • Started 11 straight games, hitting double figures in scoring twice • Logged career-high 38 minutes against No. 20 Arizona • Four-year letter winner and three-time district champion with Sachse HS • Garnered All-State and first-team All-District accolades as both a junior and senior • Biochemistry major
22		DEJANAЕ ROEBUCK • Jr.-TR • F • 6-0 • Olathe, Kan. (Hutchinson CC)	PTS 2.6	RBS 1.3	ASTS 0.4	STLS 0.3	FG% 41	3FG% 00	FT% 73	MPG 7.6	<ul style="list-style-type: none"> • Played in 10 of 11 games off the bench, twice pitching in seven points • Two-year standout for Hutchinson Junior College, helping team to 60-11 combined record • Piled up 998 points (sixth at school) and grabbed 582 boards (third at school) • Third-team All-American and first-team All-Region after helping team go 33-4 in 2018-19 • Criminal justice major
25		ARIANA TAYLOR • So.-1L • F • 6-0 • Houston, Texas (Houston Wheatley HS)	PTS 5.8	RBS 3.0	ASTS 0.7	STLS 0.2	FG% 42	3FG% 27	FT% 65	MPG 15.6	<ul style="list-style-type: none"> • Started back-to-back games, scoring at least nine points in both of the contests • Came off the bench first 14 games before starting 16 of final 17 as a freshman in 2018-19 • Contributed 7.0 ppg and 2.9 rpg in C-USA action • All-Region and All-District performer for Houston Wheatley HS • Communications major
31		TATYANA MODAWAR • Fr.-HS • F • 6-3 • Concord, Calif. (Carondelet HS)	PTS 3.5	RBS 1.6	ASTS 0.3	STLS 0.1	FG% 33	3FG% 75	FT% 88	MPG 9.3	<ul style="list-style-type: none"> • Tallest player on the squad at 6-3 • Hitting a team-leading 87.5 percent from the free-throw line • Helped Carondelet HS go 26-5 and claim fourth straight North Coast Section (NCS) title • Nearly averaged a double-double (14 ppg, 8 rpg) while adding 2.5 assists per game • Criminal justice major
33		MICHELLE PRUITT • Jr.-TR • F • 5-11 • Chicago, Ill. (Miami Dade College)	PTS 6.6	RBS 3.7	ASTS 0.6	STLS 0.5	FG% 50	3FG% NA	FT% 52	MPG 15.8	<ul style="list-style-type: none"> • Leads the team in field-goal percentage by making 50.0 percent from the floor • Honorable-mention WBCA All-American and first-team All-Region with Miami Dade in '18-19 • Averaged a double-double (16.4 ppg and 10.4 rpg) • ASUN All-Freshman team in 2017-18 with Stetson University • Business administration major
44		KATARINA ZEC • Sr.-3L • G/F • 5-11 • Belgrade, Serbia (Sportska gimnazija)	PTS 13.0	RBS 5.6	ASTS 1.8	STLS 1.3	FG% 43	3FG% 40	FT% 82	MPG 30.6	<ul style="list-style-type: none"> • Started every game and leads team in scoring and 3-pointers made & attempted • Dating to last year has hit double figures in 22 of past 24 contests • Extensive playing experience at international tournaments with Serbia • Three-time C-USA Commissioner's Academic Medalist & Honor Roll Member • Biochemistry major



