



UTEP BASKETBALL

UTEP at North Texas | 4 p.m. MT | Sat., Jan. 25 | The Super Pit (10,500) | Denton, Texas

2019-20 SCHEDULE

DATE	OPPONENT	TIME
Nov. 5	New Mexico Highlands	W, 93-70
Nov. 12	NM State	W, 65-50
Nov. 15	Eastern New Mexico	W, 71-57
Nov. 19	[RV] New Mexico	W, 66-63
Nov. 27	East Central	W 91-71
Dec. 3	at NM State	L 56-59
Dec. 7	UAPB	W, 59-50
Dec. 16	North Carolina A&T s	W, 72-54
Dec. 17	UC Irvine s	W, 67-61
Dec. 19	at Houston	L, 57-77
Dec. 22	at Hawai'i #	L, 63-87
Dec. 23	vs. Ball State #	W, 71-70
Dec. 25	vs. Boise State #	L, 67-72
Jan. 2	at FIU*	L, 67-69
Jan. 4	at Florida Atlantic *	L, 56-59
Jan. 9	Southern Miss *	W, 76-64
Jan. 11	LA Tech *	L, 61-64
Jan. 15	UTSA *	W, 80-77 OT
Jan. 18	at UTSA *	L, 86-70
Jan. 23	at Rice *	W, 72-64
Jan. 25	at North Texas * [ESPN+]	4 p.m.
Jan. 30	Middle Tennessee * [ESPN+]	7 p.m.
Feb. 1	UAB * [ESPN+]	7 p.m.
Feb. 6	at Charlotte * [ESPN+]	5 p.m.
Feb. 8	at Old Dominion * [ESPN+]	5 p.m.
Feb. 13	WKU * [STADIUM on Facebook]	7 p.m.
Feb. 15	Marshall * [ESPN+]	7 p.m.
Feb. 27	C-USA Bonus Play *	TBA
Mar. 1	C-USA Bonus Play *	TBA
Mar. 4	C-USA Bonus Play *	TBA
Mar. 7	C-USA Bonus Play *	TBA
Mar. 11-14	C-USA Tourney *	TBA

Bold denotes home game

§ WestStar Bank Don Haskins Sun Bowl Invitational (Don Haskins Center)

#Hawaiian Airlines Diamond Head Classic (Honolulu, Hawai'i)

* Conference USA Game

All Times Mountain and subject to change

SERIES HISTORY

UTEP leads the all-time series, 10-4. Last season, UNT defeated UTEP, 58-51, in the Haskins Center. The Miners have won their last five games in Denton, posting a 5-1 mark.

ATHLETICS COMMUNICATIONS

ASSOCIATE MEDIA RELATIONS DIRECTOR
(MEN'S BASKETBALL SID)

Drew Bonney
arbonney@utep.edu
915-309-4478 (c)
915-747-7447 (o)

OFFICIAL WEBSITE: UTEPMINERS.COM

GAME 21 AT NORTH TEXAS



UTEP MINERS (12-8, 3-4 C-USA)

Head Coach: Rodney Terry (St. Edwards, 1990)

Career Record: 146-137 (Ninth season)

Record at UTEP: 20-29 (Second season)

Home: 10-1 | Road: 1-6 | Neutral: 1-1



AT



NORTH TEXAS MEAN GREEN (13-8, 7-1 C-USA)

Head Coach: Grant McCasland (Baylor, 1999)

Career Record: 54-38 (Third season)

Record at UNT: Same

Home: 9-2 | Road: 4-4 | Neutral: 0-2

WHERE TO WATCH & LISTEN

600 AM
ESPN
EL PASO
PLAY-BY-PLAY:
Jon Teicher

ESPN+
PLAY-BY-PLAY:
Kyle Youmans
COLOR ANALYSIS:
Hank Dickenson

OPENING TIP

» UTEP TO BATTLE FIRST-PLACE NORTH TEXAS IN DENTON ON SATURDAY

After coming off its first road victory in over a year, UTEP will look to start a road winning streak when it takes on league-leading North Texas on Saturday. The Miners and Mean Green are set to tipoff at 4 p.m. MT/5 CT in The Super Pit.

» LAST GAME [UTEP 72, RICE 64]

Souley Boum scored a career-high 27 points and **Daryl Edwards** scored a colligate career-high 22 points as the UTEP Miners ended a 19-game road losing streak and defeated Rice, 72-64, in Tudor Fieldhouse on Jan. 23. The Miners shot 45.3 percent from the field, their highest percentage in seven games, while the Owls shot 36.4 percent, the lowest the UTEP defense had allowed in four games. UTEP also yielded only two fast break points after allowing 21 at UTSA on Jan. 18. UTEP took the go-ahead lead at the 6:09 mark on a Boum three-point bucket, following 15 lead changes. Boum shot 6-of-12 from the field, and went 11-for-12 from the charity stripe. Boum connected on four of UTEP's five three-point buckets.

» BOUM'S CAREER NIGHT

Souley Boum scored a career-high 27 points, leading the Miners over Rice, 72-64, on Jan. 23 in Houston. His performance helped halt a road losing streak. Boum went 6-for-12 from the field, including a 4-for-10 effort from the three-point line. Boum added an 11-for-12 night at the line and grabbed five rebounds. Boum's previous high was 26 points, done twice. He tallied 26 against North Carolina A&T and matched that against Southern Miss, leading the Miners to their first Conference USA win of the season.

» DARYL'S BIG NIGHT

Daryl Edwards recorded a D1 collegiate career-high 22 points on a career-best nine field goals at Rice on Jan. 23. Edwards surpassed his previous high 21 points while a junior at LSU at Alabama on Feb. 18, 2018. Edwards attacked the basket against the Owls, as 14 of his 22 points came in the paint. Overall during his collegiate career, Edwards high was a 27-point effort at Pensacola State College on Jan. 28, 2017. His previous high in a UTEP uniform was 20 points at FIU on Jan. 2.

PROJECTED STARTERS [BASED ON PREVIOUS GAME]



4 ERIC VILA
R-JR / F
6-11 / 221

3.7 PPG
5.6 RPG
2.2 APG
.286 FG%
.654 FT%



11 BRYSON WILLIAMS
R-JR / F
6-8 / 228

18.6 PPG
6.9 RPG
0.7 APG
.556 FG%
.844 FT%



15 KADEN ARCHIE
SO / F
6-6 / 210

4.8 PPG
1.4 RPG
0.8 APG
.483 FG%
.700 FT%



23 NIGEL HAWKINS
SO / G
6-4 / 198

5.0 PPG
2.4 RPG
2.2 APG
.364 FG%
.773 FT%



24 DARYL EDWARDS
GS / G
6-3 / 185

10.4 PPG
2.2 RPG
1.8 APG
.420 FG%
.786 FT%

MEDIA INFORMATION

PRACTICE COVERAGE

UTEP basketball practices are closed to the media. Head Coach Rodney Terry and players will be available for interviews after practice on days before home games and a day before a travel day for road games, unless noted otherwise.

THIS WEEK: N/A

POSTGAME INTERVIEWS

UTEP's locker room is closed. Head Coach Rodney Terry will be available following the game in the team room (caddy corner to the visiting locker room) for home games or, for road games, in a location designated by the host institution. Selected players by coach Terry will be available following his press conference in the team room.

UTEP BASKETBALL RADIO SHOW

(all shows from 7-8 p.m. on ESPN 600 El Paso)

- Mon., Jan. 27 - Hudson's Classic Grill
- Mon., Feb. 3 - Holiday Inn Sunland Park
- Mon., Jan. 27 - Hudson's Classic Grill
- Mon., Feb. 3 - Holiday Inn Sunland Park
- Mon., Feb. 10 - Hudson's Classic Grill
- Mon., Feb. 17 - Hilton Garden Inn
- Mon., Feb. 24 - Hudson's Classic Grill
- Mon., Mar. 2 - Hilton Garden Inn

Shows alternate from Hudson's Classic Grill, 1770 Lee Trevino Dr., from Hilton Garden Inn, 111 W. University Ave., and Holiday Inn Sunland Park, 900 Sunland Park Dr..

UTEP QUICK FACTS

UNIVERSITY INFORMATION

Location..... El Paso, Texas
 Founded.....1914
 Enrollment..... 25,151
 Nickname..... Miners
 Colors.....Dark Blue, Orange, Silver Accent
 Conference Conference USA
 Arena.....Don Haskins Center (11,892)
 PresidentDr. Heather Wilson
 Director of Athletics..... Jim Senter

BASKETBALL STAFF

Head Coach.....Rodney Terry
 Assistant Coaches.....Kenton Paulino
Nick Matson
Arturo Ormond
 Director of Basketball OperationsMark Gisbertz
 Dir. of Player Development.... Darshawn McClellan

HISTORY

All-Time Record1,405-1,075
 NCAA Appearances.....17 (last in 2010)
 NCAA Titles.....1 (1966)
 NIT Appearances.....11 (last in 2015)

SATURDAY'S OPPONENT

The Mean Green are one of the better defensive squads in the league, ranking second in scoring defense (62.3). Prior to the Jan. 23 game versus UTSA, North Texas kept its opponents to under 60 points in five consecutive contests. Overall, the Mean Green allowed fewer than 60 points in 10 games during the 2019-20 campaign. Umoja Gibson, a 6-1 redshirt sophomore guard, leads the way at 14.9 points per game, while Javion Hamlet (12.7 ppg) ranks second. The 6-4 redshirt junior guard leads UNT and ranks second in C-USA in assists per game (4.7) and total assists (99). Deng Geu, a 6-8 graduate transfer, paces the team in rebounds per game (5.7), while chipping in with 8.0 points per contest. North Texas' lone league loss came at WKU, 93-84, on Jan. 2 to open C-USA action.

SERIES HISTORY BREAKDOWN

In the only meeting last season, North Texas defeated UTEP, 58-51, on Jan. 10, 2019. The Miners lead the all-time series, 10-4, while winning in Denton on March 3, 2018, their last time playing at The Super Pit. UTEP is 5-1 versus UNT in Denton, as its won the last five meetings. The two programs first met on Dec. 16, 1952 in Denton with the Mean Green coming out on top, 72-63.

CHARITY STRIPE SUCCESS

UTEP posted another solid night at the free-throw line, hitting 19-of-25 (76.0 percent). The Miners have made 83.7 percent (103-123) of their free throws during the last five games, while hitting over 80 percent in their seven conference contests. Overall, UTEP is ranked second in C-USA and 24th nationally in free-throw percentage (76.6). Last season, UTEP shot 66.1 percent from the line.

VILA BIG ON THE BOARDS

Eric Vila tied his UTEP career high with an 11-rebound effort at Rice on Jan. 23. Vila opened the campaign with 11 rebounds, while he matched that number with another 11 against Southern Miss. His 11 boards against the Owls helped the Miners win their first road game of the season, while his performance against Southern Miss surged UTEP to its first conference win of the season.

SEASON-LOW 7 TURNOVERS

Turnovers have marred the Miners during some contests this season. On Jan. 23, UTEP cleaned up the miscues, turning the ball over a season-low seven times at Rice. UTEP's previous low was nine turnovers during a victory over UC Irvine on Dec. 17 to win the WestStar Sun Bowl Don Haskins Invitational.

BRYSON'S BIG SEASON

Bryson Williams tallied his third 30-point performance on a career-high 34 points against UTSA on Jan. 15. Williams previous high was 33 points against East Central (Nov. 27) and at Hawai'i (Dec. 22). It's the most 30-point games during a single season since **Randy Culpepper** did it four times during the 2010-11 campaign. Williams became the 26th Miner to hit 30-plus points, while he became the 14th Miner to register multiple 30-point games during a career. Williams recorded 34 points and 10 rebounds against UTSA, giving the redshirt junior four double-doubles in his UTEP career. Williams posted three double-doubles while at Fresno State.

BOOMING AT THE LINE

Souley Boum added another great night at the free-throw line at Rice, going 11-for-12 on Jan. 23. Boum is shooting 90.9 percent (80-88) on the season, ranking no. 1 in Conference USA and eighth nationally. In his last five games, Boum is shooting 91.3 percent (42-46), that included a 14-for-14 effort versus Southern Miss on Jan. 9. Overall in his college career, Boum is 201-for-234 (85.9 percent).

OTHER TIDBITS AT RICE

Bryson Williams, despite scoring a season-low three points, tallied six rebounds and led the Miners with a pair of assists. Deon Stroud recorded a career-high two blocked shots. Both came during the end of the first half, the first at the 30 second mark and the last at the one second mark, blocking a three-point shot.

BIGGEST COMEBACK IN PROGRAM HISTORY







UTEP set a program record by erasing a 24-point deficit with 14:43 left in the game against UTSA and coming out on top with an 80-77 overtime victory on Jan. 15. It surpassed a 19-point deficit on Feb. 6, 2016 against WKU in which UTEP came back to win, 93-89, in overtime. UTEP's 24-point comeback win against UTSA on Jan. 15 ranks tied for 24th in NCAA history.

FREE-THROW CLINIC

The Miners displayed elite shooting from the free-throw line during their Conference USA victory against Southern Miss on Jan. 9. UTEP shot 34-of-37 from the line. Its 34 free throws made are the most for UTEP in a conference game since Jan. 31, 2009 versus Southern Miss (35), while its 37 free throw attempts are the most for UTEP in a conference game since March 5, 2016 versus UTSA (40). The Miners shot 91.9 percent from the line, the best for UTEP in a conference game since Jan. 31, 2019 at Marshall (16-for-17, .941).



2019-20 UTEP BASKETBALL STATS & FACTS

0		SOULEY BOUM • R-SO. • 6 • 6-3 • 163 • OAKLAND, CALIF.	PTS 12.2	RBS 2.9	ASTS 1.8	FG% .354	3FG .257	FT% .909	<ul style="list-style-type: none"> Scored career-high 27 points; went 11-for-12 at FT line & added 4 rebounds at Rice Tied career high w/ 26 points; made a collegiate career-best 14 FT's on 14 att. vs. USM Recorded 26 points & a season high in reb (7), hit career-high 5 3-pointers vs. NC A&T Played all 40 minutes (career high) vs. UNM; tallied 4 assists Multidisciplinary studies major
1		TYDUS VERHOEVEN • R-SO. • F • 6-9 • 225 • MANTECA, CALIF.	PTS 1.5	RBS 1.8	ASTS 0.4	FG% .667	3FG -	FT% .250	<ul style="list-style-type: none"> Scored 4 points (2-3 FG), tallied 2 rebounds, 1 steal & 1 assist at Rice Played a season-high 27 min. vs. UCI; tied team lead w/ 5 rebounds; added 2 blocks Tallied a season-high 3 assists in 23 minutes vs. NC A&T Tallied collegiate career-high 4 steals vs. Arkansas-Pine Bluff Anthropology major
2		JORDAN LATHON • SO. • G • 6-4 • 190 • GRANDVIEW, MD.	PTS 4.6	RBS 4.0	ASTS 2.4	FG% .297	3FG .184	FT% .741	<ul style="list-style-type: none"> Matched season-high with 13 points, tied career high with 6 assists vs. UCI Scored 10 points in 2nd half vs. UNM; made go-ahead jumper w/ :27 left Tallied 3 steals during 2nd half vs. NM State, all 3 led to 6 UTEP points Didn't turn the ball over against NMHU in season debut, added 5 assists Business major
3		ANTHONY TARKE • R-JR. • G/F • 6-6 • 220 • GAITHERBURG, MD.	PTS 3.3	RBS 4.6	ASTS 0.5	FG% .424	3FG .111	FT% .444	<ul style="list-style-type: none"> Tallied 8 rebounds w/ assist, block & 2 steals in first start of season at FIU Tied season with team-high 8 rebounds, added 5 points & blocked shot vs. Boise State Scored 6 points w/ 6 rebounds & season-high 3 steals; added 2 assists vs. Ball State Connected on 4-5 FGs vs. East Central; tallied 9 points, 8 rebounds & 2 blocks Business major
4		ERIC VILA • R-JR. • F • 6-11 • 221 • GIRONA, SPAIN	PTS 3.7	RBS 5.6	ASTS 2.2	FG% .286	3FG .217	FT% .654	<ul style="list-style-type: none"> Tied career best w/ 11 rebounds, added an assist at Rice Tied career best w/ 6 assists, recorded 6 points, 7 rebounds, block & steal vs. UTSA Led w/ 11 rebounds (matched season-high); went 4-6 FT's vs. Southern Miss Scored 11 points, led UTEP w/ 11 rebounds & 6 assists vs. NMHU Multidisciplinary studies major
5		DEON STROUD • FR. • G • 6-5 • 197 • FRESNO, CALIF.	PTS 3.8	RBS 1.2	ASTS 0.1	FG% .452	3FG .133	FT% .563	<ul style="list-style-type: none"> Scored 4 points & blocked a career-high 2 shots late in 1st half at Rice off the bench Came off bench, scored 10 points w/ 4 rebounds (all offensive) in 1st half at FIU Led UTEP w/ career-high 14 points on 5-8 shooting (2-2 3-PT) vs. ENMU Scored four points and tallied three rebounds in collegiate debut vs. NMHU Communications studies major
11		BRYSON WILLIAMS • R-JR. • F • 6-8 • 228 • FRESNO, CALIF.	PTS 18.6	RBS 6.9	ASTS 0.7	FG% .556	3FG .440	FT% .844	<ul style="list-style-type: none"> Scored career-high 34 points w/ 10 rebounds (4th D-D in career) vs. UTSA Went 10-10 FT's, scored 20 points w/ 9 rebounds vs. Southern Miss Scored 33 points at Hawaii; most points vs. a D1 opponent Connected on a collegiate career-high 11 made free throws vs. UCI; scored 22 points Multidisciplinary studies major
12		JULES WILLIAMSON • FR. • G • 6-4 • 180 • AURORA, ILL.	PTS 0.0	RBS 0.0	ASTS 0.0	FG% -	3FG -	FT% -	<ul style="list-style-type: none"> Saw action vs. ENMU Averaged 21.0 points per game during senior season at East Aurora HS Named to the Upstate Eight Conference All-Conference in senior campaign Scored 38 points vs. Marmion Undeclared major
13		QUINTAE CAMPBELL • R-SR. • G/F • 6-4 • 199 • LOS ANGELES, CALIF.	PTS 0.0	RBS 0.0	ASTS 1.0	FG% -	3FG -	FT% -	<ul style="list-style-type: none"> Tallied an assist vs. ENMU on Nov. 15 Averaged 3.0 points per game, 3.0 rebounds per game and tallied 23 assists (10 starts) Scored season-high seven points during a victory against UC Riverside Matched season high in points (seven) and recorded six rebounds at MT Multidisciplinary studies major
15		KADEN ARCHIE • SO. • F • 6-6 • 210 • MIDLOTHIAN, TEXAS	PTS 4.8	RBS 1.4	ASTS 0.7	FG% .491	3FG .300	FT% .667	<ul style="list-style-type: none"> Matched career high w/ 11 points vs. Boise State; added 2 rebounds, assist & steal Hit career highs in points (11), rebounds (5), assists (3) & minutes (30) vs. Ball State Played 22 minutes, scoring 5 points w/ 2 rebounds, an assist & steal vs. UAPB Made UTEP debut vs. ECU; scored 7 points w/ an assist & steal in 24 minutes Undeclared major
20		ANIEUS MEDRANO • JR. • G • 5-11 • 185 • BAKERSFIELD, CALIF.	PTS 0.0	RBS 1.0	ASTS 0.0	FG% -	3FG -	FT% -	<ul style="list-style-type: none"> Saw action vs. ENMU Played at Bakersfield College for two seasons (2017-18, 2018-19) Played in 27 contests, led Bakersfield College at 16.6 points per game (490 points) Scored career-high 30 points (7-15 3-PT) against LA Valley Undeclared major
23		NIGEL HAWKINS • SO. • G • 6-4 • 198 • HOUSTON, TEXAS	PTS 5.0	RBS 2.4	ASTS 2.2	FG% .364	3FG .200	FT% .773	<ul style="list-style-type: none"> Scored 6 points w/ 5 rebounds, 4 assists & a steal vs. Southern Miss Scored 10 points, added season-high 7 rebounds during 2nd start of season at FAU Scored 9 points, added 4 assists & 4 rebounds in first start of season at FIU Scored 12 points; set career highs in ast. (8) & steals (6, t-10th in program hist.) vs. ECU Business major
24		DARYL EDWARDS • GR. • G • 6-3 • 185 • FRESNO, CALIF.	PTS 10.4	RBS 2.2	ASTS 1.8	FG% .420	3FG .348	FT% .786	<ul style="list-style-type: none"> Scored collegiate career-high 22 points on career-best 9 FG's at Rice Tallied a career-high 5 assists at UTSA; added 3 points & a blocked shot Hit a career-high 5 3-pointers, scored 18 points w/ 3 assist, block, steal vs. UTSA Led w/ 18 points vs. UNM; added UTEP high in assists (4) & led team w/ 3 steals Master's in Leadership Studies
32		EFE ODIGIE • SO. • F • 6-9 • 255 • HOUSTON, TEXAS	PTS 6.4	RBS 3.6	ASTS 0.4	FG% .536	3FG 1.000	FT% .682	<ul style="list-style-type: none"> Tied for team lead with 13 points, made 2nd 3-pointer of the season at FAU Scored 12 points w/ 4 rebounds vs. Ball State; hit first career three pointer Scored 10 of 12 points in 1st half vs. UNM; led Miners with 7 rebounds Played 22 minutes, leading UTEP with 20 points vs. NMHU Nov. 5 Undeclared major
54		ISAIAH RHYANES • R-SR. • F • 6-9 • 220 • EL PASO, TEXAS	PTS 2.0	RBS 0.0	ASTS 0.0	FG% 1.000	3FG -	FT% -	<ul style="list-style-type: none"> Saw first collegiate action vs. ENMU Scored first collegiate points on a slam dunk vs. ENMU Played at Andress High School in El Paso Coached by former Miner great & 1972 Olympian Jim Forbes Multidisciplinary studies major



CAREER HIGHS

0		SOULEY BOUM • R-SO. • 6 • 6-3 • 163 • OAKLAND, CALIF. (SAN FRANCISCO)						
		Points	Rebounds	Assists	Steals	Blocks	Turnovers	
		Season 27, at Rice	7, 2x-at FIU	4, 3x-UTSA	2, 3x-UC Irvine	1, 2x-at FIU	6, NMHU	Minutes 40, UNM
		Career Same	7, 2x	4, 3x-UNM	3, at Stanford*	2, LMU*	Same	Same
1		TYDUS VERHOEVEN • R-SO. • F • 6-9 • 225 • MANTECA, CALIF. (DUQUESNE)						
		Points	Rebounds	Assists	Steals	Blocks	Turnovers	
		Season 4, 4x-at Rice	4, NC A&T	3, NC A&T	4, UAPB	2, UC Irvine	2, 2x-vs. Ball St.	Minutes 27, UC Irvine
		Career 21, St. Louis*	9, Robert Morris*	5, George Mason*	Same	9, George Mason*	4, Stetson*	34, St. Louis
2		JORDAN LATHON • SO. • G • 6-4 • 190 • GRANDVIEW, MO. (GRANDVIEW HS)						
		Points	Rebounds	Assists	Steals	Blocks	Turnovers	
		Season 13, NM State	9, LA Tech	6, UC Irvine	3, 2x-Boise State	1, 5x-at Rice	5, at Hawai'i	Minutes 36, at NM State
		Career 32, Rice	18, Rice	6, 2x	3, 5x-Boise State	2, 6x-at MT	8, UTPB	40, at MT
3		ANTHONY TARKE • R-JR. • F • 6-6 • 220 • GAITHERSBURG, MD. (N.JIT)						
		Points	Rebounds	Assists	Steals	Blocks	Turnovers	
		Season 9, ECU	8, 3x-at FIU	2, vs. Ball St.	3, vs. Ball St.	2, ECU	5, at FIU	Minutes 25, vs. Ball St.
		Career 27, Lipscomb*	12, at Rutgers*	6, at Brown*	4, at Rutgers*	3, LIU-Brook.*	7, Jacksonville*	42, Lipscomb*
4		ERIC VILA • R-JR. • F • 6-11 • 221 • GIRONA, SPAIN (NORTHWEST FLORIDA STATE COLLEGE)						
		Points	Rebounds	Assists	Steals	Blocks	Turnovers	
		Season 11, NMHU	11, 3x-at Rice	6, 2x-UTSA	2, 2x-at FAU	1, 4x-at UTSA	3, 3x-LA Tech	Minutes 36, NM State
		Career 24, Tallahassee CC*	14, 2x-Gulf Coast St.*	8, Gulf Coast St.*	3, 2x-Cape Fear CC*	5, Chipola*	4, 2x-Chipola*	37, PSC*
5		DEON STROUD • FR. • G • 6-5 • 197 • FRESNO, CALIF. (TRINITY INTERNATIONAL HS)						
		Points	Rebounds	Assists	Steals	Blocks	Turnovers	
		Season 14, ENMU	4, 2x-at FIU	1, UNM	2, NMHU	2, at Rice	3, at FAU	Minutes 17, ENMU
		Career Same	Same	Same	Same	Same	Same	Same
11		BRYSON WILLIAMS • R-JR. • F • 6-8 • 228 • FRESNO, CALIF. (FRESNO STATE)						
		Points	Rebounds	Assists	Steals	Blocks	Turnovers	
		Season 34, UTSA	11, ECU	3, UAPB	3, UAPB	3, LA Tech	6, UTSA	Minutes 42, UTSA
		Career Same	13, Cal-Bakersfield*	4, Colorado St.*	2, Boise St.*	3, 2x-LA Tech	Same	Same
12		JULES WILLIAMSON • FR. • G • 6-4 • 180 • AURORA, ILL. (EAST AURORA HS)						
		Points	Rebounds	Assists	Steals	Blocks	Turnovers	
		Season -	-	-	-	-	-	Minutes 1, ENMU
		Career -	-	-	-	-	Same	Same
13		OUNTAE CAMPBELL • R-SR. • G/F • 6-4 • 199 • LOS ANGELES, CALIF. (CASPER COLLEGE)						
		Points	Rebounds	Assists	Steals	Blocks	Turnovers	
		Season None	None	1, ENMU	None	None	None	Minutes 1, ENMU
		Career 7, at MT	7, ODU	3, 2x-UNT	3, Wyoming	1, 4x-at Char.	3, at UTSA	36, UCR
15		KADEN ARCHIE • SO. • G • 6-6 • 210 • MIDLOTHIAN, TEXAS (TCU)						
		Points	Rebounds	Assists	Steals	Blocks	Turnovers	
		Season 11, 2x-vs. Boise St.	5, vs. Ball St.	3, 2x-UTSA	1, 4x-vs. Boise St.	1, 4x-LA Tech	5, vs. Ball St.	Minutes 30, vs. Ball St.
		Career Same	Same	Same	2, 4x-Charlotte*	1, 6x-LA Tech	Same	Same
20		ANIEUS MEDRANO • JR. • G • 5-11 • 185 • BAKERSFIELD, CALIF. (BAKERSFIELD COLLEGE)						
		Points	Rebounds	Assists	Steals	Blocks	Turnovers	
		Season -	1, ENMU	-	-	-	-	Minutes 1, ENMU
		Career 30, LA Valley*	6, West Hills Coalinga*	6, W. Hills Memoore*	5, LA Pierce*	1, at Canyons*	4, Cerro Coso*	38, 3x*
23		NIGEL HAWKINS • SO. • G • 6-4 • 198 • HOUSTON, TEXAS (CYPRESS FALLS HS)						
		Points	Rebounds	Assists	Steals	Blocks	Turnovers	
		Season 12, ECU	8, UTSA	8, ECU	6, ECU	2, at Hawaii	4, S. Miss	Minutes 36, UTSA
		Career 24, Rice	10, at MT	Same	Same	2, 2x-at Hawaii	7, NM State	45, Rice
24		DARYL EDWARDS • GR. • G • 6-3 • 185 • FRESNO, CALIF. (LSU)						
		Points	Rebounds	Assists	Steals	Blocks	Turnovers	
		Season 22, at Rice	4, UAPB	5, at UTSA	3, UNM	2, NMHU	4, UC Irvine	Minutes 42, UTSA
		Career Same	5, at Utah*	6, Samford*	3, 2x-UNM	Same	4, Okla. St.*	Same
32		EFE ODIGIE • SO. • F • 6-9 • 255 • HOUSTON, TEXAS (PRO-VISION ACADEMY)						
		Points	Rebounds	Assists	Steals	Blocks	Turnovers	
		Season 20, NMHU	7, 2x-at Houston	3, NM State	1, 2x-NM State	1, UNM	3, 2x-at FAU	Minutes 22, NMHU
		Career 24, UCR	20, at Marshall	3, 2x-NM State	3, ODU	4, UNT	5, 3x-at LA Tech	34, at UAB
54		ISAJAH RHYANES • R-SR. • F • 6-9 • 220 • EL PASO, TEXAS (ANDRESS HS)						
		Points	Rebounds	Assists	Steals	Blocks	Turnovers	
		Season 2, ENMU	-	-	-	-	-	Minutes 1, ENMU
		Career Same	Same	Same	Same	Same	Same	Same

* - denotes previous school



UTEP CAREER HIGHS

#15 KADEN ARCHIE

PTS: 11, 2x, last vs. Boise State (12/25/19)
 REB: 5, vs. Ball State (12/23/19)
 AST: 3, 2x, last UTSA (1/15/20)
 STL: 1, 5x, last vs. Boise State (12/25/19)
 BKL: 1, 4x, last LA Tech (1/11/20)
 FG: 5, vs. Ball State (12/23/19)
 FGA: 10, Southern Miss (1/9/20)
 3FG: 2, at UTSA (1/18/20)
 3FGA: 4, at UTSA (1/18/20)
 FT: 3, East Central (11/27/19)
 FTA: 4, vs. Boise State (12/25/19)
 MIN: 30, vs. Ball State (12/23/19)

#0 SOULEY BOUM

PTS: 27, at Rice (1/23/20)
 REB: 7, 2x, last at FIU (1/2/20)
 AST: 4, 2x, last New Mexico (11/19/19)
 STL: 2, 3x, last UC Irvine (12/17/19)
 BKL: 1, 2x, last at FIU (1/2/20)
 FG: 8, North Carolina A&T (12/16/19)
 FGA: 14, at UTSA (1/18/20)
 3FG: 5, North Carolina A&T (12/16/19)
 3FGA: 10, at Rice (1/23/20)
 FT: 14, Southern Miss (1/9/20)
 FTA: 14, Southern Miss (1/9/20)
 MIN: 40, New Mexico (11/19/19)

#13 OUNTAE CAMPBELL

PTS: 7, at Middle Tennessee (1/19/19)
 REB: 7, Old Dominion (1/24/19)
 AST: 3, 2x, last North Texas (1/10/19)
 STL: 3, Wyoming (12/22/18)
 BKL: 1, 4x, last at Charlotte (3/3/19)
 FG: 3, 2x, last Wyoming (12/22/18)
 FGA: 10, UCR (12/16/18)
 3FG: 1, 9x, last at MT (3/9/19)
 3FGA: 6, UCR (12/16/18)
 FT: 3, 2x, last FIU (2/9/19)
 FTA: 5, at MT (1/19/19)
 MIN: 36, UCR (12/16/18)

#24 DARYL EDWARDS

PTS: 22, at Rice (1/23/20)
 REB: 4, 3x, vs. Ball State (12/23/19)
 AST: 5, at UTSA (1/18/20)
 STL: 3, New Mexico (11/19/19)
 BKL: 2, New Mexico Highlands (11/5/19)
 FG: 9, at Rice (1/23/20)
 FGA: 19, at Rice (1/23/20)
 3FG: 5, UTSA (1/15/20)
 3FGA: 10, 2x, last at Rice (1/23/20)
 FT: 4, UC Irvine (12/17/19)
 FTA: 5, New Mexico Highlands (11/5/19)
 MIN: 42, UTSA (1/15/20)

#23 NIGEL HAWKINS

PTS: 24, Rice (1/12/19)
 REB: 10, at MT (3/9/19)
 AST: 8, East Central (11/27/19)
 STL: 6, East Central (11/27/19)
 BKL: 2, 2x, last at Hawai'i (12/22/19)
 FG: 9, Rice (1/12/19)
 FGA: 18, at Marshall (1/31/19)
 3FG: 5, at UAB (1/17/19)
 3FGA: 9, Florida Atlantic (2/7/19)
 FT: 9, at UTSA (1/3/19)
 FTA: 11, at UTSA (1/3/19)
 MIN: 45, Rice (2/23/19)

#2 JORDAN LATHON

PTS: 32, Rice (2/23/19)
 REB: 18, Rice (2/23/19)
 AST: 6, 2x, last UC Irvine (12/17/19)
 STL: 3, 2x, vs. Boise State (12/25/19)
 BKL: 1, 4x, last at NM State (12/3/19)
 FG: 12, Rice (2/23/19)
 FGA: 19, at Charlotte (3/3/19)
 3FG: 6, Rice (2/23/19)
 3FGA: 8, at Charlotte (3/3/19)
 FT: 7, UCR (12/16/18)
 FTA: 10, UCR (12/16/18)
 MIN: 40, at MT (3/9/19)

#32 EFE ODIGIE

PTS: 24, UCR (12/16/18)
 REB: 20, at Marshall (1/31/19)
 AST: 3, 2x, last NM State (11/12/19)
 STL: 3, Old Dominion (1/24/19)
 BKL: 4, North Texas (1/10/19)
 FG: 10, at Marshall (1/31/19)
 FGA: 15, UCR (12/16/18)
 3FG: 1, 2x, last at FAU (1/4/20)
 3FGA: 1, 2x, last at FAU (1/4/20)
 FT: 9, UTPB (11/6/18)
 FTA: 14, UTPB (11/6/18)
 MIN: 34, at UAB (1/17/19)

#54 ISAIAH RHYANES

PTS: 2, ENMU (11/15/19)
 REB: -
 AST: -
 STL: -
 BKL: -
 FG: 1, ENMU (11/15/19)
 FGA: 1, ENMU (11/15/19)
 3FG: -
 3FGA: -
 FT: -
 FTA: -
 MIN: 1, ENMU (11/15/19)

#5 DEON STROUD

PTS: 14, ENMU (11/15/19)
 REB: 4, 2x, last at FIU (1/2/20)
 AST: 1, New Mexico (11/19/19)
 STL: 2, New Mexico Highlands (11/5/19)
 BKL: 2, at Rice (1/23/20)
 FG: 5, 2x, last at FIU (1/2/20)
 FGA: 10, at FIU (1/2/20)
 3FG: 2, ENMU (11/15/19)
 3FGA: 4, ENMU (11/15/19)
 FT: 3, Houston (12/19/19)
 FTA: 4, Houston (12/19/19)
 MIN: 17, New Mexico Highlands (11/5/19)

#3 ANTHONY TARKE

PTS: 9, East Central (11/27/19)
 REB: 8, 3x, last at FIU (1/2/20)
 AST: 2, vs. Ball State (12/23/19)
 STL: 3, vs. Ball State (12/23/19)
 BKL: 2, East Central (11/27/19)
 FG: 4, East Central (11/27/19)
 FGA: 7, 2x, last at FIU (1/2/20)
 3FG: 1, East Central (11/27/19)
 3FGA: 3, at FIU (1/2/20)
 FT: 2, New Mexico Highlands (11/5/19)
 FTA: 4, NC A&T (12/16/19)
 MIN: 25, vs. Ball State (12/23/19)

#1 TYDUS VERHOEVEN

PTS: 4, 4x, last at Rice (1/23/20)
 REB: 5, UC Irvine (12/17/19)
 AST: 3, NC A&T (12/16/19)
 STL: 4, Arkansas-Pine Bluff (12/7/19)
 BKL: 2, UC Irvine (12/17/19)
 FG: 2, East Central (11/27/19)
 FGA: 3, East Central (11/27/19)
 3FG: -
 3FGA: -
 FT: 1, 2x, last vs. Ball State (12/23/19)
 FTA: 2, 4x, last UC Irvine (12/17/19)
 MIN: 27, UC Irvine (12/17/19)

#4 ERIC VILA

PTS: 11, New Mexico Highlands (11/5/19)
 REB: 11, 3x, last at Rice (1/23/20)
 AST: 6, 2x, last UTSA (1/15/20)
 STL: 2, 2x, last at FAU (1/4/20)
 BKL: 1, 4x, last at UTSA (1/18/20)
 FG: 3, New Mexico Highlands (11/5/19)
 FGA: 8, New Mexico (11/19/19)
 3FG: 2, 2x, last LA Tech (1/11/20)
 3FGA: 5, New Mexico (11/19/19)
 FT: 4, New Mexico Highlands (11/5/19)
 FTA: 4, New Mexico Highlands (11/5/19)
 MIN: 36, NM State (11/12/19)

#11 BRYSON WILLIAMS

PTS: 34, UTSA (1/15/20)
 REB: 11, East Central (11/27/19)
 AST: 3, Arkansas-Pine Bluff (12/7/19)
 STL: 3, Arkansas-Pine Bluff (12/7/19)
 BKL: 3, LA Tech (1/11/20)
 FG: 15, East Central (11/27/19)
 FGA: 26, at Hawai'i (12/22/19)
 3FG: 4, at NM State (12/3/19)
 3FGA: 6, at Hawai'i (12/22/19)
 FT: 11, UC Irvine (12/17/19)
 FTA: 14, UC Irvine (12/17/19)
 MIN: 42, UTSA (1/15/20)



TEAM COMPARISON



UTEP	CATEGORY	NORTH TEXAS
12-8	Record	13-8
69.0	Scoring Offense	71.4
65.2	Scoring Defense	62.3
+3.8	Scoring Margin	+9.1
.433	Field Goal Pct.	.478
.406	Field Goal Pct. Defense	.408
.283	3-Pt. Field Goal Pct.	.389
.296	3-Pt. Field Goal Pct. Defense	.325
6.2	3-Pt. Field Goal/Game	8.6
.766	Free Throw Pct.	.732
20.5	Free Throw Att./Game	15.8
35.1	Rebound Avg.	33.6
+0.4	Rebound Margin	+4.0
12.4	Assists Avg.	12.8
14.6	Turnovers Avg.	14.4
6.1	Steals Avg.	7.0
3.2	Blocks Avg.	2.8

2019-20 STANDINGS



	C-USA CONFERENCE	OVERALL
North Texas	7-1	13-8
WKU	6-1	13-6
LA Tech	5-2	14-5
FIU	5-2	14-6
Charlotte	5-2	11-7
Florida Atlantic	4-3	12-8
UTEP	3-4	12-8
UTSA	3-4	9-11
UAB	3-4	12-8
Marshall	3-4	9-11
Old Dominion	3-4	7-13
Southern Miss	2-5	6-14
Rice	1-7	9-12
Middle Tennessee	0-7	4-16

UTEP IN THE RANKINGS

TEAM CATEGORY	STAT	NCAA	C-USA
FT Percentage	76.6	24th	2nd
FT Made	314	32nd	2nd
FT Att.	410	66th	1st
3-Pt. FG Defense	29.6	42nd	2nd

INDIVIDUAL NAME	CATEGORY	STAT	NCAA	C-USA
Souley Boum	FT Percentage	90.9	8th	1st
Souley Boum	FT Made	80	70th	4th
Bryson Williams	FG Percentage	55.6	52nd	2nd
Bryson Williams	FG Made	134	31st	2nd
Bryson Williams	Scoring	18.6	58th	2nd
Bryson Williams	Total Points	371	37th	2nd
Bryson Williams	FT Percentage	84.4	70th	6th
Bryson Williams	FT Made	81	66th	3rd

C-USA PLAYER OF THE WEEK
BRYSON WILLIAMS - DEC. 9, JAN. 20

C-USA FRESHMAN OF THE WEEK
N/A

UTEP'S RECORD WHEN ...

Overall	12-8
Playing at home	10-1
Playing on the road	1-6
Playing on a neutral court	1-1
Playing during the day	0-4
Playing at night	12-4
Playing C-USA foes	3-4
Playing C-USA home games	2-1
Playing C-USA road games	1-3
Playing C-USA neutral games	0-0
Playing non-conference foes	9-4
Playing non-conference home games	8-0
Playing non-conference road games	0-3
Playing non-conference neutral games	1-1
Playing on Mondays	2-0
Playing on Tuesdays	4-1
Playing on Wednesdays	2-1
Playing on Thursdays	2-2
Playing on Fridays	1-0
Playing on Saturdays	1-3
Playing on Sundays	0-1
Playing in November	5-0
Playing in December	4-3
Playing in January	3-4
Playing in February	0-0
Playing in March	0-0
Playing in the Central time zone	1-2
Playing in the Eastern time zone	0-2
Playing in the Mountain time zone	10-2
Playing in the Pacific time zone	0-0
Playing in the Hawaii time zone	1-2
Shooting 50% or better	3-0
Shooting 40% or better	7-4
Shooting less than 40%	1-4
Opponent shoots 50% or better	0-0
Opponent shoots 40% or better	6-6
Opponent shoots less than 40%	7-2
Shooting better than opponent	10-3
Shooting equal or worse than opponent	2-5
Scoring first	7-0
Opponent scores first	5-8
Outrebounding opponents	7-3
Tied or outrebounded	5-5
Ahead at halftime	8-2
Behind at halftime	1-6
Tied at halftime	3-0
Ahead with 5:00 to play	9-4
Behind with 5:00 to play	1-4
Tied with 5:00 to play	2-0
Committing same or less turnovers	7-2
Committing more turnovers	5-6
Having 10 or more steals	2-0
Shooting better than 70% from the line	10-5
Scoring less than 70 points	4-7
Scoring between 70-79 points	5-1
Scoring between 80-89 points	1-0
Scoring between 90-99 points	2-0
Scoring 100 points or more	0-0
Games decided by five points or less	3-6
Games decided by 6-10 points	3-0
Games decided by 11-19 points	4-1
Games decided by 20+ points	2-1
Bench outscores opponent's bench	9-3
Bench is tied or outscored by opponent's	3-5



2019-20 ROSTERS

NUMERICAL

NO.	NAME	POS	HT	WT	CL	EXP	HOMETOWN (HS/PREVIOUS SCHOOL)
0	Souley Boum	G	6-3	163	r-SO	RS	Oakland, Calif. (Oakland Tech HS/San Francisco)
1	Tyodus Verhoeven	F	6-9	225	r-SO	RS	Manteca, Calif. (Manteca HS/Duquesne)
2	Jordan Lathon	G	6-4	190	SO	1L	Grandview, Mo. (Grandview HS)
3	Anthony Tarke	G/F	6-6	220	r-JR	RS	Gaithersburg, Md. (Gaithersburg HS/NJIT)
4	Eric Vila	F	6-11	221	r-JR	TR	Girona, Spain (Northwest Florida State College)
5	Deon Stroud	G	6-5	197	FR	HS	Fresno, Calif. (Trinity International HS)
11	Bryson Williams	F	6-8	228	r-JR	RS	Fresno, Calif. (Roosevelt HS/Fresno State)
12	Jules Williamson	G	6-4	180	FR	HS	Aurora, Ill. (East Aurora HS)
13	Ountae Campbell	G/F	6-4	199	r-SR	1L	Los Angeles, Calif. (Brentwood HS/Fresno State)
15	Kaden Archie	G	6-6	210	SO	TR	Midlothian, Texas (Midlothian HS/TCU)
20	Anieus Medrano	G	5-11	185	JR	TR	Bakersfield, Calif. (Liberty HS/Bakersfield College)
21	Keonte Kennedy *	G	6-5	180	SO	TR	Austin, Texas (Westlake HS/Xavier)
23	Nigel Hawkins	G	6-4	198	SO	1L	Houston, Texas (Cypress Falls HS)
24	Daryl Edwards	G	6-3	185	GR	TR	Fresno, Calif. (Fresno Central HS/LSU)
32	Efe Odigie	F	6-9	255	SO	1L	Houston, Texas (Pro-Vision Academy)
33	Gilles Dekoninck	F	6-6	205	JR	1L	Diest, Belgium (Huntington Prep/Fresno State)
54	Isaiah Rhyanes	C	6-9	229	r-SR	0L	El Paso, Texas (Andress HS/EPCC)

ALPHABETICAL

NO.	NAME	POS	HT	WT	CL	EXP	HOMETOWN (HS/PREVIOUS SCHOOL)
15	Kaden Archie	G	6-6	210	SO	TR	Midlothian, Texas (Midlothian HS/TCU)
0	Souley Boum	G	6-3	163	r-SO	RS	Oakland, Calif. (Oakland Tech HS/San Francisco)
13	Ountae Campbell	G/F	6-4	199	r-SR	1L	Los Angeles, Calif. (Brentwood HS/Fresno State)
33	Gilles Dekoninck	F	6-6	205	JR	1L	Diest, Belgium (Huntington Prep/Fresno State)
24	Daryl Edwards	G	6-3	185	GR	TR	Fresno, Calif. (Fresno Central HS/LSU)
23	Nigel Hawkins	G	6-4	198	SO	1L	Houston, Texas (Cypress Falls HS)
21	Keonte Kennedy *	G	6-5	180	SO	TR	Austin, Texas (Westlake HS/Xavier)
2	Jordan Lathon	G	6-4	190	SO	1L	Grandview, Mo. (Grandview HS)
20	Anieus Medrano	G	5-11	185	JR	TR	Bakersfield, Calif. (Liberty HS/Bakersfield College)
32	Efe Odigie	F	6-9	255	SO	1L	Houston, Texas (Pro-Vision Academy)
54	Isaiah Rhyanes	C	6-9	229	r-SR	0L	El Paso, Texas (Andress HS/EPCC)
5	Deon Stroud	G	6-5	197	FR	HS	Fresno, Calif. (Trinity International HS)
3	Anthony Tarke	G/F	6-6	220	r-JR	RS	Gaithersburg, Md. (Gaithersburg HS/NJIT)
1	Tyodus Verhoeven	F	6-9	225	r-SO	RS	Manteca, Calif. (Manteca HS/Duquesne)
4	Eric Vila	F	6-11	221	r-JR	TR	Girona, Spain (Northwest Florida State College)
11	Bryson Williams	F	6-8	228	r-JR	RS	Fresno, Calif. (Roosevelt HS/Fresno State)
12	Jules Williamson	G	6-4	180	FR	HS	Aurora, Ill. (East Aurora HS)

* - Sitting out 2019-20 season due to NCAA Transfer Rules

HEAD COACH: Rodney Terry (St. Edwards '90)

ASSISTANT COACHES: Kenton Paulino (Texas '08), Nick Matson (VMI '09), Arturo Ormond (Texas-Pan American '91)

DIRECTOR OF BASKETBALL OPERATIONS: Mark Gisbertz (Fresno State '14), **DIR. OF PLAYER PERSONNEL:** Darshawn McClellan (Vanderbilt '11)

PRONUNCIATION GUIDE

SOULEY BOUM – SUE-LAY BOOM

OUNTAE Campbell – ON-TAY

GILLES DEKONINCK – JILES DEE-KON-ICK

Jordan **LATHON** – LAY-THIN

EFE ODIGIE – EF-EE O-DEE-GEE

Isaiah **RHYANES** – RYANS

Anthony **TARKE** – TARK

Tyodus **VERHOEVEN** – VER-WHO-VENN

LETTERMEN RETURNING (5): Ountae Campbell, Gilles Dekoninck, Nigel Hawkins*, Jordan Lathon*, Efe Odigie*

LETTERMEN LOST (5): Evan Gilyard*, Kobe Magee, Paul Thomas*, Jordan Lathon*, Kaosi Zezeagu

NEWCOMERS (11): Kaden Archie, Souley Boum^, Daryl Edwards, Keonte Kennedy#, Anieus Medrano, Deon Stroud, Anthony Tarke^, Tyodus Verhoeven^, Eric Vila, Bryson Williams^ and Jules Williamson.

* Denotes starter in 2018-19

^ Denotes sat out in 2018-19 due to NCAA transfer rules

Denotes sitting out 2019-20 season per NCAA transfer rules



2019-20 STATISTICS

2019-20 UTEP Basketball UTEP Combined Team Statistics (as of Jan 23, 2020) All games

RECORD:	OVERALL	HOME	AWAY	NEUTRAL
ALL GAMES	12-8	10-1	1-6	1-1
CONFERENCE	3-4	2-1	1-3	0-0
NON-CONFERENCE	9-4	8-0	0-3	1-1

##	Player	gp-gs	min	avg	Total		3-Point		F-Throw		Rebounds				pf	dq	a	to	blk	stl	pts	avg
					fg-fga	fg%	3fg-fga	3fg%	ft-fa	ft%	off	def	tot	avg								
11	Bryson Williams	20-20	605	30.3	134-241	.556	22-50	.440	81-96	.844	27	111	138	6.9	56	2	13	48	18	13	371	18.6
00	Souley Boum	20-14	597	29.9	68-192	.354	28-109	.257	80-88	.909	11	47	58	2.9	31	0	36	35	2	18	244	12.2
24	Daryl Edwards	20-20	654	32.7	73-174	.420	39-112	.348	22-28	.786	7	36	43	2.2	41	1	36	40	6	8	207	10.4
32	Efe Odigie	19-3	247	13.0	45-84	.536	2-2	1.000	30-44	.682	15	54	69	3.6	38	0	8	23	3	5	122	6.4
23	Nigel Hawkins	19-7	386	20.3	28-77	.364	5-25	.200	34-44	.773	6	39	45	2.4	31	0	41	24	5	21	95	5.0
15	Kaden Archie	16-6	259	16.2	28-58	.483	6-21	.286	14-20	.700	10	12	22	1.4	30	0	12	28	4	8	76	4.8
02	Jordan Lathon	18-13	418	23.2	27-91	.297	9-49	.184	20-27	.741	8	64	72	4.0	34	0	44	26	5	14	83	4.6
05	Deon Stroud	13-0	101	7.8	19-42	.452	2-15	.133	9-16	.563	10	5	15	1.2	14	0	1	11	5	3	49	3.8
04	Eric Vila	19-9	433	22.8	22-77	.286	10-46	.217	17-26	.654	23	84	107	5.6	41	0	42	28	4	11	71	3.7
03	Anthony Tarke	10-1	124	12.4	14-33	.424	1-9	.111	4-9	.444	12	34	46	4.6	12	0	5	17	5	10	33	3.3
54	Isaiah Rhyanes	1-0	1	1.0	1-1	1.000	0-0	.000	0-0	.000	0	0	0	0.0	0	0	0	0	0	0	2	2.0
01	Tyodus Verhoeven	18-7	197	10.9	12-18	.667	0-0	.000	3-12	.250	14	18	32	1.8	25	0	8	6	6	11	27	1.5
20	Anieus Medrano	1-0	1	1.0	0-0	.000	0-0	.000	0-0	.000	0	1	1	1.0	0	0	0	0	0	0	0	0.0
13	Ountae Campbell	1-0	1	1.0	0-0	.000	0-0	.000	0-0	.000	0	0	0	0.0	0	0	1	0	0	0	0	0.0
12	Jules Williamson	1-0	1	1.0	0-0	.000	0-0	.000	0-0	.000	0	0	0	0.0	0	0	0	0	0	0	0	0.0
Team											21	33	54		1		5					
Total.....		20	4025		471-1088	.433	124-438	.283	314-410	.766	164	538	702	35.1	354	3	247	291	63	122	1380	69.0
Opponents.....		20	4025		456-1123	.406	123-416	.296	269-382	.704	189	506	695	34.8	371	-	207	290	46	129	1304	65.2

TEAM STATISTICS	UTEP	OPP	Date	Opponent	Score	Att.
SCORING	1380	1304	11/05/19	NEW MEXICO HIGHLANDS	w 93-70	3738
Points per game	69.0	65.2	11/12/19	NM STATE	w 65-50	8993
Scoring margin	+3.8	-	11/15/19	ENMU	w 71-57	4476
FIELD GOALS-ATT	471-1088	456-1123	11/19/19	NEW MEXICO	w 66-63	6171
Field goal pct	.433	.406	11/27/19	EAST CENTRAL	w 91-71	5531
3 POINT FG-ATT	124-438	123-416	12/03/19	at New Mexico St.	L 56-59	7048
3-point FG pct	.283	.296	12/07/19	ARKANSAS-PINE BLUFF	w 59-50	4928
3-pt FG made per game	6.2	6.2	12/16/19	NORTH CAROLINA A&T	w 72-54	5969
FREE THROWS-ATT	314-410	269-382	12/17/19	UC IRVINE	w 67-61	6934
Free throw pct	.766	.704	12/19/19	at Houston	L 57-77	6470
F-Throws made per game	15.7	13.5	12/22/19	at Hawaii	L 63-67	6179
REBOUNDS	702	695	12/23/19	vs Ball St.	w 71-70	5757
Rebounds per game	35.1	34.8	12/25/19	vs Boise St.	L 67-72	5608
Rebounding margin	+0.4	-	* 1/2/20	at FIU	L 67-69	525
ASSISTS	247	207	*N 1/4/20	at Florida Atlantic	L 56-59	830
Assists per game	12.4	10.4	* 01/09/20	USM	w 76-64	4622
TURNOVERS	291	290	* 01/11/20	LA TECH	L 61-64	5731
Turnovers per game	14.6	14.5	* 01/15/20	UTSA	Wot 80-77	4442
Turnover margin	+0.0	-	* 01/18/20	at UTSA	L 70-86	1684
Assist/turnover ratio	0.8	0.7	* 01/23/20	at Rice	w 72-64	1518
STEALS	122	129	* - Conference game			
Steals per game	6.1	6.5				
BLOCKS	63	46				
Blocks per game	3.2	2.3				
ATTENDANCE	61535	35619				
Home games-Avg/Game	11-5594	7-3465				
Neutral site-Avg/Game	-	2-5682				

Score by Periods	1st	2nd	OT	Totals
UTEP	633	735	12	1380
Opponents	629	666	9	1304



2019-20 C-USA ONLY STATISTICS

2019-20 UTEP Basketball UTEP Combined Team Statistics (as of Jan 23, 2020) Conference games only

RECORD:	OVERALL	HOME	AWAY	NEUTRAL
ALL GAMES	3-4	2-1	1-3	0-0
CONFERENCE	3-4	2-1	1-3	0-0
NON-CONFERENCE	0-0	0-0	0-0	0-0

#	Player	gp-gs	min	avg	Total		3-Point		F-Throw		Rebounds				a	to	blk	stl	pts	avg		
					fg-fga	fg%	3fg-fga	3fg%	ft-fga	ft%	off	def	tot	avg							pf	dq
11	Bryson Williams	7-7	242	34.6	45-83	.542	4-19	.211	26-30	.867	15	41	56	8.0	24	2	3	17	7	5	120	17.1
00	Souley Boum	7-1	213	30.4	22-70	.314	10-44	.227	43-48	.896	4	14	18	2.6	10	0	11	6	1	6	97	13.9
24	Daryl Edwards	7-7	220	31.4	29-69	.420	16-46	.348	6-9	.667	2	10	12	1.7	19	1	15	10	2	1	80	11.4
23	Nigel Hawkins	7-7	195	27.9	14-39	.359	1-13	.077	20-27	.741	3	27	30	4.3	17	0	15	14	1	3	49	7.0
15	Kaden Archie	7-6	128	18.3	13-28	.464	4-12	.333	7-7	1.000	4	7	11	1.6	15	0	6	13	2	3	37	5.3
32	Efe Odigie	6-3	72	12.0	11-19	.579	1-1	1.000	8-10	.800	1	21	22	3.7	11	0	1	10	1	3	31	5.2
04	Eric Vila	7-3	175	25.0	8-31	.258	5-23	.217	7-11	.636	10	41	51	7.3	17	0	18	9	2	5	28	4.0
05	Deon Stroud	6-0	43	7.2	9-21	.429	0-6	.000	3-5	.600	5	1	6	1.0	6	0	0	6	4	1	21	3.5
03	Anthony Tarke	2-1	26	13.0	3-10	.300	0-4	.000	0-0	.000	1	10	11	5.5	0	0	2	5	1	4	6	3.0
01	Tyodus Verhoeven	5-0	44	8.8	4-5	.800	0-0	.000	1-2	.500	3	3	6	1.2	4	0	1	0	1	2	9	1.8
02	Jordan Lathon	5-0	67	13.4	0-12	.000	0-10	.000	4-6	.667	2	13	15	3.0	3	0	7	5	1	1	4	0.8
Team											7	15	22		1		3					
Total.....		7	1425		158-387	.408	41-178	.230	125-155	.806	57	203	260	37.1	127	3	79	98	23	34	482	68.9
Opponents.....		7	1425		167-411	.406	49-164	.299	100-133	.752	61	191	252	36.0	135	-	80	80	11	45	483	69.0

TEAM STATISTICS	UTEP	OPP	Date	Opponent	Score	Att.
SCORING	482	483	* 1/2/20	at FIU	L 67-69	525
Points per game	68.9	69.0	*N 1/4/20	at Florida Atlantic	L 56-59	830
Scoring margin	-0.1	-	* 01/09/20	USM	W 76-64	4622
FIELD GOALS-ATT	158-387	167-411	* 01/11/20	LA TECH	L 61-64	5731
Field goal pct	.408	.406	* 01/15/20	UTSA	Wot 80-77	4442
3 POINT FG-ATT	41-178	49-164	* 01/18/20	at UTSA	L 70-86	1684
3-point FG pct	.230	.299	* 01/23/20	at Rice	W 72-64	1518
3-pt FG made per game	5.9	7.0				
FREE THROWS-ATT	125-155	100-133	* - Conference game			
Free throw pct	.806	.752				
F-Throws made per game	17.9	14.3				
REBOUNDS	260	252				
Rebounds per game	37.1	36.0				
Rebounding margin	+1.1	-				
ASSISTS	79	80				
Assists per game	11.3	11.4				
TURNOVERS	98	80				
Turnovers per game	14.0	11.4				
Turnover margin	-2.6	-				
Assist/turnover ratio	0.8	1.0				
STEALS	34	45				
Steals per game	4.9	6.4				
BLOCKS	23	11				
Blocks per game	3.3	1.6				
ATTENDANCE	14795	4557				
Home games-Avg/Game	3-4932	4-1139				
Neutral site-Avg/Game	-	0-0				

Score by Periods	1st	2nd	OT	Totals
UTEP	210	260	12	482
Opponents	250	224	9	483



2019-20 RESULTS

OPPONENT	DATE	SCORE	ATT	POINTS	REBOUNDS	ASSISTS	STEALS	BLOCKED SHOTS
(November 5-0)								
NMHU	11/5/19	W, 93-70	3738	20-Odigie	11-Vila	6-Vila	2-Stroud	2-Williams/Edwards
NM State	11/12/19	W, 65-50	8993	19-Williams	8-Williams	3-Vila/Odigie/Lathon	3-Lathon	1-Lathon/Edwards/Hawkins
ENMU	11/15/19	W, 71-57	4476	14-Stroud	6-Tarke/Odigie	4-Edwards/Lathon	1-3 Players	1-5 Players
New Mexico	11/19/19	W, 66-63	6171	18-Edwards	7-Odigie	4-Boum/Edwards	3-Edwards	1-Lathon/Odigie
East Central	11/27/19	W, 91-71	5531	33-Williams	11-Williams	8-Hawkins	6-Hawkins	2-2 Players
(December 4-4)								
at NM State	12/3/19	L, 56-59	7048	27-Williams	9-Williams	3-Boum	2-Boum	1-2 Players
Arkansas-Pine Bluff	12/7/19	W, 59-50	4928	19-Williams	7-Williams	4-Lathon	4-Verhoeven	1-2 Players
NC A&T §	12/16/19	W, 72-54	5969	26-Boum	10-Williams	4-Lathon/Edwards	1-4 players	1-3 Players
UC Irvine §	12/17/19	W, 67-61	6934	22-Williams	5-Verhoeven/Lathon	6-Lathon	2-Lathon/Boum	2-Verhoeven
at Houston	12/19/19	L, 57-77	6470	17-Williams	7-Williams/Odigie	5-Hawkins	2-Hawkins	1-4 Players
at Hawai'i #	12/22/19	L, 63-67	6179	33-Williams	6-Lathon	3-Boum	2-Tarke/Williams	2-Hawkins
vs. Ball State #	12/23/19	W, 71-70	5757	16-Williams	6-Tarke/Williams	3-Hawkins/Archie	3-Tarke	1-2 Players
vs. Boise State #	12/25/19	L, 67-72	5608	14-Edwards	8-Tarke	3-Lathon	3-Lathon	2-2 Players
(January 3-4)								
at FIU *	1/2/20	L, 67-69	525	20-Edwards	9-Williams	5-Vila	2-Tarke	1-5 Players
at Florida Atlantic *	1/4/20	L, 56-59	830	13-Williams/Odigie	10-Williams	2-Hawkins	2-Tarke/Vila	1-2 Players
Southern Miss *	1/9/20	W, 76-64	4622	26-Boum	11-Vila	4-Hawkins	1-4 Players	1-2 Players
LA Tech *	1/11/20	L, 61-64	5731	17-Williams	9-Lathon	3-Edwards	2-Williams	3-Williams
UTSA *	1/15/20	W, 80-77 ot	4442	34-Williams	10-Williams	6-Vila	2-Williams	1-2 players
at UTSA *	1/18/20	L, 86-70	1684	21-Williams	7-Williams	5-Edwards	2-3 Players	2-Williams
at Rice *	1/23/20	W, 72-64	1518	27-Boum	11-Vila	2-Williams	1-3 Players	2-Stroud

§ WestStar Bank Don Haskins Sun Bowl Invitational

Diamond Head Classic

* Conference USA game



2019-20 GAME-BY-GAME STATISTICS

OPPONENT	W/L	PTS	1ST/2ND/OT	BENCH	FG-FGA	FG%	3FG	3FG%	FT-FTA	FT%	OF	DE	TOT	PF	A	TO	BLK	S
@ UTEP	W	93	44/49	36	31-55	.564	6-14	.429	25-32	.781	11	31	42	18	15	20	5	4
NMHU		70	24/46	16	21-58	.362	11-31	.355	17-22	.773	9	19	28	30	7	20	2	9
@ UTEP	W	65	28/37	34	23-49	.469	3-13	.231	16-21	.762	6	27	33	16	11	12	3	8
NM State		50	25/25	28	21-57	.368	6-26	.231	2-11	.182	15	25	40	17	9	16	0	5
@ UTEP	W	71	38/33	29	26-54	.481	7-22	.318	12-20	.600	11	35	46	15	16	17	5	3
ENMU		57	22/35	14	18-52	.346	5-13	.385	16-24	.667	3	20	23	23	5	14	2	7
@ UTEP	W	66	30/36	14	24-56	.429	7-28	.250	11-13	.846	6	25	31	21	14	16	2	9
UNM		63	30/33	14	19-49	.388	5-19	.263	20-31	.645	9	27	36	14	7	18	2	7
@ UTEP	W	91	36/55	43	34-65	.523	5-20	.250	18-25	.720	11	24	35	14	17	10	4	13
ECU		71	30/41	26	23-55	.418	7-21	.333	18-21	.857	9	24	33	23	9	22	3	5
UTEP	L	56	23/33	4	18-46	.391	6-23	.261	14-15	.933	3	25	28	18	10	15	2	5
@ NM State		59	27/32	25	21-54	.389	5-19	.263	12-17	.706	11	25	36	13	10	14	3	7
@ UTEP	W	59	35/24	24	19-44	.432	4-17	.235	17-22	.773	5	21	26	13	17	13	2	12
UAPB		50	34/16	10	18-42	.429	6-14	.429	8-10	.800	5	22	27	18	5	21	1	7
@ UTEP	W	72	37/35	11	22-47	.468	13-27	.481	15-25	.600	8	35	43	19	18	15	3	4
NC A&T §		54	29/25	16	20-58	.345	4-18	.222	10-17	.588	9	23	32	18	9	7	3	8
@ UTEP	W	67	30/37	12	17-51	.333	5-15	.333	28-36	.778	10	17	27	16	10	9	2	5
UC Irvine §		61	30/31	18	23-54	.426	6-21	.286	9-11	.818	15	29	44	25	10	22	3	2
UTEP	L	57	27/30	18	20-61	.328	8-25	.320	9-14	.643	10	24	34	17	9	13	4	4
@ Houston		77	37/40	20	29-66	.439	6-12	.500	13-21	.619	16	33	49	17	17	12	11	6
UTEP	L	63	37/26	8	25-59	.424	6-20	.300	7-8	.875	6	24	30	24	11	17	3	8
@ Hawai'i #		67	31/36	24	26-53	.491	3-13	.231	12-25	.480	8	26	34	12	16	15	2	8
UTEP	W	71	31/40	31	27-53	.509	6-16	.375	11-15	.733	12	25	37	15	9	23	2	5
vs. Ball State #		70	31/39	20	23-54	.426	6-25	.240	18-21	.857	7	14	21	17	10	16	3	9
UTEP	L	67	27/40	26	27-61	.443	7-20	.350	6-9	.667	8	22	30	20	11	13	2	8
vs. Boise State #		72	29/43	17	27-60	.450	4-20	.200	14-18	.778	13	28	41	11	13	13	0	4
UTEP	L	67	26/41	19	27-62	.435	6-21	.286	7-11	.636	14	29	43	22	16	17	5	6
at FIU *		69	36/33	20	24-57	.421	9-21	.429	12-23	.522	12	25	37	14	15	14	5	8
UTEP	L	56	31/25	21	19-44	.432	3-16	.188	15-21	.714	6	31	37	18	5	19	2	4
at Florida Atlantic *		59	28/31	15	20-59	.339	6-28	.214	13-15	.867	9	23	32	23	12	11	2	8
UTEP	W	76	30/46	35	19-47	.404	4-23	.174	34-37	.919	8	31	39	17	9	14	2	4
Southern Miss *		64	28/36	10	22-60	.367	6-18	.333	14-17	.824	8	23	31	24	8	11	0	9
UTEP	L	61	28/33	21	17-45	.378	7-25	.280	20-23	.870	6	27	33	16	11	17	4	4
LA Tech *		64	34/30	9	22-52	.423	4-18	.222	16-22	.727	7	27	31	17	8	10	2	8
UTEP	W [ot]	80	28/40/12	14	27-66	.409	10-33	.303	16-18	.889	10	29	39	13	19	13	2	5
UTSA *		77	42/40/9	8	30-68	.441	8-25	.320	9-10	.900	9	30	39	19	12	13	2	5
UTEP	L	70	31/39	31	25-70	.357	6-32	.188	14-20	.700	6	26	32	24	10	11	4	8
at UTSA *		86	48/38	31	29-60	.483	6-20	.300	22-26	.846	8	39	47	19	12	15	0	4
UTEP	W	72	36/36	35	24-53	.453	5-28	.179	19-25	.760	7	30	37	17	9	7	4	3
at Rice *		64	34/30	31	20-55	.364	10-34	.294	14-20	.700	8	27	35	19	13	6	0	3

§ WestStar Bank Don Haskins Sun Bowl Invitational

Diamond Head Classic

* Conference USA game



2019-20 GAME-BY-GAME (PTS, REB, AST)

OPPONENT	DATE	SCORE	W/L	0 BOUM	1 VERHOEVEN	2 LATHON	3 TARKE	4 VILA	5 STROUD	11 WILLIAMS	12 WILLIAMSON
NMHU	11/5/19	93-70	W	15-1-3	0-1-0	7-6-5	2-3-0	11-11-6	4-3-0	17-7-0	DNP
NM State	11/12/19	65-50	W	7-4-0	2-3-0	13-4-3	DNP	7-6-3	DNP	19-8-0	DNP
ENMU	11/15/19	71-57	W	11-4-4	4-3-0	9-4-4	2-6-0	6-5-1	14-4-0	12-3-1	0-0-0
UNM	11/19/19	66-63	W	10-4-4	0-0-0	10-4-2	DNP	5-4-3	0-0-1	9-5-0	DNP
ECU	11/27/19	91-71	W	4-3-2	4-0-1	0-4-1	9-8-0	0-3-2	5-1-0	33-11-1	DNP
at NM State	12/3/19	56-59	L	11-2-3	0-0-0	5-5-2	DNP	0-6-2	DNP	27-9-1	DNP
UAPB	12/7/19	59-50	W	9-3-1	2-3-0	0-3-4	DNP	5-3-3	DNP	19-7-3	DNP
NC A&T §	12/16/19	72-54	W	26-7-3	2-4-3	3-6-4	1-2-0	2-2-2	0-1-0	21-10-1	DNP
UC Irvine §	12/17/19	67-61	W	11-2-1	1-5-0	13-5-6	DNP	1-3-0	DNP	22-3-2	DNP
at Houston	12/19/19	57-77	L	13-3-0	0-2-1	3-2-1	0-0-0	0-3-0	5-0-0	17-7-1	-
at Hawai'i #	12/22/19	63-67	L	10-2-3	0-3-1	0-6-2	2-2-0	2-5-1	DNP	33-5-0	-
vs. Ball State #	12/23/19	71-70	W	9-3-0	3-2-1	6-4-0	6-6-2	DNP	0-0-0	16-6-0	-
vs. Bosie St. #	12/25/19	67-72	L	11-2-1	0-0-0	10-4-3	5-8-1	4-5-1	DNP	6-1-0	-
at FIU *	1/2/20	67-69	L	5-7-3	0-0-0	-	2-8-1	5-6-5	10-4-0	12-9-0	DNP
at FAU *	1/4/20	56-59	L	2-2-1	0-0-0	-	4-3-1	1-3-1	2-0-0	13-10-0	DNP
Southern Miss*	1/9/20	76-64	W	26-0-0	DNP	0-3-2	-	6-11-2	3-0-0	20-9-0	DNP
LA Tech*	1/11/20	61-64	L	12-1-1	DNP	3-9-2	-	6-7-2	DNP	17-5-1	DNP
UTSA*	1/15/20	80-77ot	W	7-1-4	DNP	0-0-0	-	6-7-6	0-1-0	34-10-0	DNP
at UTSA*	1/18/20	70-86	L	18-2-1	4-1-0	1-2-2	-	4-6-1	2-1-0	21-7-0	DNP
at Rice*	1/23/20	72-64	W	27-5-1	4-2-0	0-1-1	DNP	0-11-1	4-0-0	3-6-2	-

OPPONENT	DATE	SCORE	W/L	13 CAMPBELL	15 ARCHIE	20 MEDRANO	23 HAWKINS	24 EDWARDS	32 ODIGIE	54 RHYANES
NHHU	11/5/19	93-70	W	DNP	-	DNP	-	17-2-1	20-6-0	DNP
NM State	11/12/19	65-50	W	DNP	-	DNP	4-0-0	8-3-2	5-3-3	DNP
ENMU	11/15/19	71-57	W	0-0-1	-	0-0-0	1-3-2	4-1-3	6-6-0	2-0-0
UNM	11/19/19	66-63	W	DNP	-	DNP	2-1-0	18-3-4	12-7-0	DNP
ECU	11/27/19	91-71	W	DNP	7-0-1	DNP	12-2-8	11-2-0	6-1-1	DNP
at NM State	12/3/19	56-59	L	DNP	0-0-0	DNP	2-1-1	9-1-0	2-1-1	DNP
UAPB	12/7/19	59-50	W	DNP	5-2-1	DNP	7-0-3	5-4-2	7-0-0	DNP
NC A&T §	12/16/19	72-54	W	DNP	2-1-0	DNP	5-1-1	9-3-4	1-4-0	DNP
UC Irvine §	12/17/19	67-61	W	DNP	1-1-0	DNP	2-0-0	8-4-1	8-4-0	DNP
at Houston	12/19/19	57-77	L	DNP	0-0-0	-	9-5-3	6-2-1	4-7-0	DNP
at Hawai'i #	12/22/19	63-67	L	DNP	2-0-0	-	0-1-1	12-1-2	2-2-1	DNP
vs. Ball State #	12/23/19	71-70	W	DNP	11-5-3	-	2-2-3	6-4-0	12-4-0	DNP
vs. Bosie St. #	12/25/19	67-72	L	DNP	11-2-1	-	0-1-2	14-1-1	6-2-1	DNP
at FIU *	1/2/20	67-69	L	DNP	2-1-0	-	9-4-4	20-0-3	2-2-0	DNP
at FAU *	1/4/20	56-59	L	DNP	9-2-0	-	10-7-2	2-2-0	13-5-0	DNP
Southern Miss*	1/9/20	76-64	W	DNP	9-3-1	DNP	6-5-4	6-1-0	0-4-0	DNP
LA Tech*	1/11/20	61-64	L	DNP	2-2-1	DNP	4-0-1	9-3-3	8-3-0	DNP
UTSA*	1/15/20	80-77ot	W	DNP	5-1-3	DNP	7-8-2	18-2-3	2-3-0	DNP
at UTSA*	1/18/20	70-86	L	DNP	6-1-0	-	5-2-1	3-2-5	6-5-0	DNP
at Rice*	1/23/20	72-64	W	DNP	4-1-1	-	8-4-1	22-2-1	-	DNP

§ WestStar Bank Don Haskins Sun Bowl Invitational

Diamond Head Classic

* Conference USA game



LARGEST LEAD & LARGEST DEFICIT

DATE	OPPONENT	RESULT	LARGEST LEAD	LARGEST DEFICIT	TIMES TIED	LEAD CHANGES
Nov. 5	NMHU	W, 93-70	25 (89-64, 1:46 2nd)	1 (8-7, 14:01 1st)	0	2
Nov. 12	NM State	W, 65-50	15 (65-50, 0:03 2nd)	3 (11-8, 14:07 1st)	2	4
Nov. 15	ENMU	W, 71-57	19 (36-17, 2:42 1st)	3 (8-5, 17:10 1st)	2	3
Nov. 19	New Mexico	W, 66-63	9 (10-1, 14:58 1st)	2 (14-12, 9:29 1st)	8	11
Nov. 27	ECU	W, 91-71	27 (two times)	N/A	0	0
Dec. 3	at NM State	L, 56-59	5 (two times)	7 (three times)	6	4
Dec. 7	Arkansas-Pine Bluff	W, 59-50	13 (29-16, 04:42 1st)	4 (13-9, 10:42 1st)	4	2
Dec. 16	North Carolina A&T §	W, 72-54	21 (57-36, 12:16 2nd)	2 (26-24, 5:03 1st)	2	4
Dec. 17	UC Irvine §	W, 67-61	10 (52-42, 11:52 2nd)	6 (6-0, 17:26 1st)	6	3
Dec. 19	at Houston	L, 57-77	N/A	23 (73-50, 2:17 2nd)	2	0
Dec. 22	at Hawai'i #	L, 63-67	9 (42-33, 18:18 2nd)	4 (64-60, 0:37 2nd)	11	8
Dec. 23	vs. Ball State #	W, 71-70	9 (17-9, 11:54 1st)	7 (45-38, 14:22 2nd)	7	7
Dec. 25	vs. Boise State #	L, 67-72	6 (14-8, 11:44 1st)	9 (29-20, 1:39 1st)	2	4
Jan. 1	at FIU *	L, 67-69	3 (63-60, 5:19 2nd)	12 (23-11, 7:14 1st)	7	4
Jan. 4	at Florida Atlantic *	L, 56-59	7 (53-46, 4:36 2nd)	8 (24-16, 5:45 1st)	11	6
Jan. 9	Southern Miss *	W, 76-64	12 (74-62, 0:30 2nd)	4 (7-3, 17:25 1st)	8	10
Jan. 11	LA Tech *	L, 61-64	7 (48-41, 10:59 2nd)	10 (38-28, 19:13 2nd)	2	6
Jan. 15	UTSA *	W, 80-77 ot	5 (79-74, 0:50 OT)	24 (54-30, 14:43 2nd)	6	11
Jan. 18	at UTSA *	L, 70-86	N/A	23 (62-39, 12:56 2nd)	1	0
Jan. 23	at Rice *	W, 72-64	8 (70-62, 0:08 2nd)	4 (34-30, 3:09 1st)	11	15

§ WestStar Bank Don Haskins Sun Bowl Invitational

Diamond Head Classic

* Conference USA game

HIGHS & LOWS

- 2019-20 UTEP HIGHS -

1st Half Points	44 NMHU (11-5-19)
2nd Half Points	55 ECU (11-27-19)
Total Points	93 NMHU (11-5-19)
Field Goals	34 ECU (11-27-19)
Field Goals Att.	70 at UTSA (1-18-20)
Field Goal Pct.	.564 NMHU (11-5-19)
3pt Field Goals	13 NC A&T (12-16-19)
3pt Field Goals Att.	33 UTSA (1-15-20)
3pt Field Goal Pct.	.481 NC A&T (12-16-19)
Free Throws Made	34 Southern Miss (1-9-20)
Free Throws Att.	37 Southern Miss (1-9-20)
FT Pct.	.933 (14-15) at NM State (12-3-19)
Off. Rebounds	14, at FIU (1-2-20)
Def. Rebounds	35, 2x last NC A&T (12-16-19)
Total Rebounds	46 ENMU (11-15-19)
Assists	19 UTSA (1-15-20)
Steals	13 ECU (11-27-19)
Blocked Shots	5, three times, last at FIU (1-2-20)
Turnovers	23 vs. Ball State (12-23-19)
Fouls	24, two times

- 2019-20 UTEP LOWS -

1st Half Points	23 at NM State (12-3-19)
2nd Half Points	24 UAPB (12-7-19)
Total Points	56, two times, last at FAU (1-4-20)
Field Goals	17, two times, last LA Tech (1-11-20)
Field Goals Att.	44, two times, last at FAU (1-4-20)
Field Goal Pct.	.328 at Houston (12-19-19)
3pt Field Goals	3, two times, last at FAU (1-4-20)
3pt Field Goals Att.	13 NM State (11-12-19)
3pt Field Goal Pct.	.174 Southern Miss (1-9-20)
Free Throws made	6 vs. Boise State (12-25-19)
Free Throws Att.	8 at Hawai'i (11-22-19)
FT Pct.	.600, two times
Off. Rebounds	3 at NM State (12-3-19)
Def. Rebounds	24 ECU (11-27-19)
Total Rebounds	26 UAPB (12-7-19)
Assists	5, at FAU (1-4-20)
Steals	3 ENMU (11-15-19)
Blocked Shots	2, nine times
Turnovers	7 at Rice (1-23-20)
Fouls	13, two times, last UTSA (1-15-20)

- 2019-20 OPPONENT HIGHS -

1st Half Points	42 by UTSA (1-15-20)
2nd Half Points	46 by NMHU (11-5-19)
Total Points	86 at UTSA (1-18-20)
Field Goals	30, by UTSA (1-15-20)
Field Goals Att.	68, by UTSA (1-15-20)
Field Goal Pct.	.439 by Houston (12-19-19)
3pt Field Goals	11 by NMHU (11-5-19)
3pt Field Goals Att.	34 by Rice (1-23-20)
3pt Field Goal Pct.	.500 by Houston (12-19-19)
Free Throws Made	22 at UTSA (1-18-20)
Free Throws Att.	31 by New Mexico (11-19-19)
FT Pct.	.900, by UTSA (1-15-20)
Off. Rebounds	16 by Houston (12-19-19)
Def. Rebounds	33, two times
Total Rebounds	49 by Houston (12-19-19)
Assists	17, by Houston (12-19-19)
Steals	9, two times
Blocked Shots	11, by Houston (12-19-19)
Turnovers	22, two times
Fouls	30 by NMHU (11-5-19)

- 2019-20 OPPONENT LOWS -

1st Half Points	22 by ENMU (11-15-19)
2nd Half Points	16 by UAPB (12-7-19)
Total Points	50, two times
Field Goals	18, two times
Field Goals Att.	42 by UAPB (12-7-19)
Field Goal Pct.	.339 by FAU (1-4-20)
3pt Field Goals	3 by Hawai'i (12-22-19)
3pt Field Goals Att.	12 by Houston (12-19-19)
3pt Field Goal Pct.	.200 by Boise State (12-25-19)
Free Throws	2 by NM State (11-12-19)
Free Throws Att.	10, two times
FT Pct.	.182 by NM State (11-12-19)
Off. Rebounds	3 by ENMU (11-15-19)
Def. Rebounds	14 by Ball State (12-24-19)
Total Rebounds	21 by Ball State (12-23-19)
Assists	5, 2x last by UAPB (12-7-19)
Steals	2, UC Irvine (12-17-19)
Blocked Shots	0, five times
Turnovers	6 by Rice (1-23-20)
Fouls	11 by Boise State (12-25-19)

2019-20 MARGIN OF VICTORY/DEFEAT

MARGIN	WON BY	LOST BY	RECORD
1	1	0	1-0
2	0	1	0-1
3	2	3	2-3
4	0	1	0-1
5	0	1	0-1
6	1	0	1-0
8	1	0	1-0
9	1	0	1-0
12	1	0	1-0
14	1	0	1-0
15	1	0	1-0
16	0	1	0-1
18	1	0	1-0
20	1	1	1-1
23	1	0	1-0

Largest Home Win	23 (93-70), NMHU (11-5-19)
Largest Home Loss	3 (64-61) LA Tech (1-11-20)
Largest Road Win	8 (72-64), Rice (1-23-20)
Largest Road Loss	20 (57-77), Houston (12-19-19)
Largest Neutral Win	1 (71-70), Ball State (12-23-19)
Largest Neutral Loss	5 (67-72), Boise State (12-25-19)

UTEP SCORING

	1ST HALF	2ND HALF	OT	2OT	TOTAL
UTEP	633	735	12	0	1380
Opponents	629	666	9	0	1304

SCORING AVERAGE

	1ST HALF	2ND HALF	OT	2OT	TOTAL
UTEP	31.7	36.8	12.0	0.0	69.0
Opponents	31.5	33.3	9.0	0.0	65.2



2019-20 BOX SCORES

Official Basketball Box Score -- Game Totals -- Final Statistics New Mexico Highlands vs UTEP 11/05/19 7 p.m. MT at Don Haskins Center [El Paso, Texas]

New Mexico Highlands 70 • 0-0, 0-0 RMAC

#	Player	Total		3-Ptr		Rebounds			PF	TP	A	TO	Blk	Stl	Min
		FG	FGA	FG	FGA	Off	Def	Tot							
23	Will Johnson	f	1-3	0-0	0-2	1	2	3	4	2	0	2	0	1	18
00	Raquan Mitchell	g	5-14	4-10	4-4	0	4	4	5	18	2	7	0	4	22
01	Desmond Carpenter	g	5-9	5-8	2-2	1	4	5	4	17	2	7	0	1	36
02	S. Barnes-Thompkins	g	7-13	2-5	2-2	1	0	1	3	18	0	3	0	0	23
11	David Hall	g	1-7	0-2	2-4	1	1	2	0	4	0	0	1	1	25
03	Jalen Munn	g	0-0	0-0	0-0	0	1	1	5	0	0	0	0	0	9
05	Mario Archuleta	g	0-1	0-1	0-0	0	0	0	0	0	0	0	0	0	4
24	DJ Bustos	g	0-3	0-3	6-6	0	3	3	6	1	0	0	0	0	20
25	Patrik Boloz	g	1-1	0-0	0-0	1	0	1	2	2	0	0	1	0	6
31	Jaylen Domina-Lovato	g	0-5	0-2	1-2	3	2	5	2	1	2	0	0	1	23
35	Darius Harrison	g	1-2	0-0	0-0	0	1	1	2	2	0	1	0	1	14
	Team					1	1	2							
	Totals		21-58	11-31	17-22	9	19	28	30	7	20	2	9	200	

FG % 1st Half: 5-27 18.5% 2nd half: 16-31 51.6% Game: 21-58 36.2%
 3FG % 1st Half: 3-16 18.8% 2nd half: 8-15 53.3% Game: 11-31 35.5%
 FT % 1st Half: 11-14 78.6% 2nd half: 6-8 75.0% Game: 17-22 77.3%

UTEP 93 • 1-0, 0-0 C-USA

#	Player	Total		3-Ptr		Rebounds			PF	TP	A	TO	Blk	Stl	Min
		FG	FGA	FG	FGA	Off	Def	Tot							
04	Eric Vila	f	3-8	1-3	4-4	2	9	11	1	11	6	2	1	0	29
11	Bryson Williams	f	5-7	1-1	6-8	3	4	7	3	17	0	4	2	0	21
00	Souley Boum	g	7-13	1-3	0-0	0	1	1	15	3	6	0	1	0	32
02	Jordan Lathon	g	1-5	0-2	5-8	1	5	6	3	7	5	0	0	0	30
24	Daryl Edwards	g	5-8	3-4	4-5	0	2	2	1	17	1	3	2	0	35
01	Tyodus Verhoeven	g	0-0	0-0	0-0	1	0	1	2	0	2	0	0	0	9
03	Anthony Tarke	g	0-1	0-0	2-2	1	2	3	2	2	0	0	0	0	5
05	Deon Stroud	g	2-3	0-1	0-1	3	0	3	2	4	0	2	0	2	17
32	Efe Odigie	g	8-10	0-0	4-4	0	6	6	3	20	0	1	0	1	22
	Team					0	2	2							
	Totals		31-55	6-14	25-32	11	31	42	18	93	15	20	5	4	200

FG % 1st Half: 17-31 54.8% 2nd half: 14-24 58.3% Game: 31-55 56.4%
 3FG % 1st Half: 2-8 25.0% 2nd half: 4-6 66.7% Game: 6-14 42.9%
 FT % 1st Half: 8-11 72.7% 2nd half: 17-21 81.0% Game: 25-32 78.1%

Officials: Kerry Sitton, Jeff Malham, Ryan McCarty
 Technical fouls: New Mexico Highlands-S. Barnes-Thompkins. UTEP-None.
 Attendance: 3738

Score by periods	1st	2nd	Total
New Mexico Highlands	24	46	70
UTEP	44	49	93

Last FG - NMHB 2nd-00:50, UTEP 2nd-00:31.
 Largest lead - NMHB by 1 1st-14:01, UTEP by 25 2nd-01:46.
 NMHB led for 00:18. UTEP led for 38:27. Game was tied for 01:15.

Score tied - 0 times.
 Lead changed - 2 times.

Official Basketball Box Score -- Game Totals -- Final Statistics NM State vs UTEP 11/12/19 7 p.m. MT at Don Haskins Center [El Paso, Texas]

NM State 50 • 1-1

#	Player	Total		3-Ptr		Rebounds			PF	TP	A	TO	Blk	Stl	Min
		FG	FGA	FG	FGA	Off	Def	Tot							
13	C.J. Bobbitt	f	1-7	0-3	0-0	1	5	6	1	2	0	2	0	0	24
15	Ivan Aurrecochea	f	2-5	0-0	0-0	1	4	5	2	4	0	1	0	0	17
01	Shunn Buchanan	g	0-3	0-2	1-2	1	0	1	3	1	3	3	0	0	21
03	Terrell Brown	g	4-11	2-6	0-2	2	5	7	0	10	1	6	0	0	34
21	Trevelin Queen	g	9-16	3-6	0-1	4	3	7	5	21	4	1	0	3	30
10	Jabari Rice	g	1-6	0-4	1-2	1	0	1	4	3	0	0	0	0	20
24	William McNair	g	0-0	0-0	1-1	1	2	3	0	0	0	0	0	1	7
35	Johnny McCants	g	4-5	1-2	0-3	0	3	3	2	9	1	2	0	1	25
55	Shawn Williams	g	0-4	0-3	0-0	2	1	3	0	0	0	0	0	0	22
	Team					1	2	3							
	Totals		21-57	6-26	2-11	14	25	39	17	50	9	16	0	5	200

FG % 1st Half: 11-33 33.3% 2nd half: 10-24 41.7% Game: 21-57 36.8%
 3FG % 1st Half: 3-13 23.1% 2nd half: 3-13 23.1% Game: 6-26 23.1%
 FT % 1st Half: 0-3 0.0% 2nd half: 2-8 25.0% Game: 2-11 18.2%

UTEP 65 • 2-0

#	Player	Total		3-Ptr		Rebounds			PF	TP	A	TO	Blk	Stl	Min
		FG	FGA	FG	FGA	Off	Def	Tot							
04	Eric Vila	f	2-4	1-3	2-2	0	6	6	0	7	3	2	0	1	36
11	Bryson Williams	f	7-11	0-0	5-6	1	7	8	4	19	0	2	0	0	17
00	Souley Boum	g	1-8	0-4	5-5	2	2	4	1	7	0	1	0	2	38
02	Jordan Lathon	g	6-13	1-3	0-1	1	3	4	4	13	3	2	1	3	34
24	Daryl Edwards	g	3-5	1-3	1-2	0	3	3	1	8	2	3	1	0	37
01	Tyodus Verhoeven	g	1-1	0-0	0-1	1	2	3	2	2	0	0	0	0	7
23	Nigel Hawkins	g	2-4	0-0	0-0	0	0	0	0	4	0	0	1	1	11
32	Efe Odigie	g	1-3	0-0	3-4	0	3	3	4	5	3	1	1	1	20
	Team					1	1	2							
	Totals		23-49	3-13	16-21	6	27	33	16	65	11	12	3	8	200

FG % 1st Half: 10-23 43.5% 2nd half: 13-26 50.0% Game: 23-49 46.9%
 3FG % 1st Half: 3-7 42.9% 2nd half: 0-6 0.0% Game: 3-13 23.1%
 FT % 1st Half: 5-9 55.6% 2nd half: 11-12 91.7% Game: 16-21 76.2%

Officials: Keith Kimble, Darron George, Kerby Sitton
 Technical fouls: NM State-None. UTEP-None.
 Attendance: 8993

Score by periods	1st	2nd	Total
NM State	25	25	50
UTEP	28	37	65

	In	Off	2nd	Fast	Bench
Points	Paint	T/O	Chance	Break	
NMSTATE	28	9	15	4	12
UTEP	34	22	10	2	11

Last FG - NMSTATE 2nd-00:31, UTEP 2nd-00:03.
 Largest lead - NMSTATE by 3 1st-14:07, UTEP by 15 2nd-00:03.
 NMSTATE led for 02:55. UTEP led for 33:20. Game was tied for 03:45.

Score tied - 2 times.
 Lead changed - 4 times.

Official Basketball Box Score -- Game Totals -- Final Statistics ENMU vs UTEP 11/15/19 7 p.m. MT at Don Haskins Center [El Paso, Texas]

ENMU 57

#	Player	Total		3-Ptr		Rebounds			PF	TP	A	TO	Blk	Stl	Min
		FG	FGA	FG	FGA	Off	Def	Tot							
14	Marvin Mapaga	f	4-8	0-1	0-0	1	2	3	3	8	0	0	0	0	11
24	Yosnier Cobas	f	5-8	0-0	1-1	1	2	3	2	11	1	1	1	0	18
05	Isaiah Murphy	g	3-3	2-2	6-8	0	2	2	0	14	1	2	0	0	26
10	Devin Pullum	g	1-8	0-3	5-9	0	0	0	1	7	1	1	0	3	27
21	Ibn Zaid	g	1-4	1-2	0-0	1	0	1	3	3	0	1	0	2	24
00	Jose Serrano	g	0-5	0-0	0-0	0	4	4	1	0	1	3	0	0	20
01	Brandon Meadows	g	0-2	0-1	2-2	0	2	2	3	2	0	1	0	0	13
02	Garrick Sherrord	g	1-1	0-0	0-0	0	0	0	1	0	0	1	0	0	7
04	Darius Sawyer	g	0-2	0-1	1-2	0	1	1	5	1	3	0	0	0	15
11	Nicolas Matheus	g	0-1	0-0	0-0	0	0	0	0	0	0	0	0	0	3
20	Deng Kuany	g	3-8	2-3	0-0	0	3	3	4	8	0	1	0	2	22
25	Mathew Mazique	g	1-2	0-0	1-2	0	2	2	0	3	0	0	1	0	14
	Team					0	2	2							
	Totals		18-52	5-13	16-24	3	20	23	23	57	5	14	2	7	200

FG % 1st Half: 7-26 26.9% 2nd half: 11-26 42.3% Game: 18-52 34.6%
 3FG % 1st Half: 2-5 40.0% 2nd half: 3-8 37.5% Game: 5-13 38.5%
 FT % 1st Half: 6-10 60.0% 2nd half: 10-14 71.4% Game: 16-24 66.7%

UTEP 71 • 3-0

#	Player	Total		3-Ptr		Rebounds			PF	TP	A	TO	Blk	Stl	Min
		FG	FGA	FG	FGA	Off	Def	Tot							
04	Eric Vila	f	2-5	2-3	0-0	0	5	5	3	6	1	1	0	0	19
11	Bryson Williams	f	5-8	1-2	1-2	0	3	3	1	12	1	3	1	1	23
00	Souley Boum	g	4-9	1-5	2-2	2	2	4	2	11	4	3	0	0	27
02	Jordan Lathon	g	2-5	1-3	4-4	0	4	4	2	9	4	2	1	1	24
24	Daryl Edwards	g	2-5	0-3	0-0	0	1	1	0	4	3	1	0	0	29
01	Tyodus Verhoeven	g	2-2	0-0	0-2</										

2019-20 BOX SCORES

Official Basketball Box Score -- Game Totals -- Final Statistics East Central vs UTEP 11/27/19 7 p.m. MT at Don Haskins Center [El Paso, Texas]

East Central 71 • 4-1

#	Player	Total			3-Ptr		Rebounds		PF	TP	A	TO	Bk	Stl	Min
		FG-FGA	FG-FGA	FT-FTA	Off	Def	Off	Def							
24	Josh Apple	f	2-4	0-0	0-1	2	3	5	4	0	3	0	0	22	
33	Zac Neely	f	4-8	1-3	3-3	4	1	5	12	0	2	0	0	14	
00	Gerren Jackson	g	2-6	0-3	5-5	0	8	8	2	9	3	2	0	28	
03	Camron Talley	g	4-15	0-6	7-7	0	3	3	2	15	3	4	0	31	
12	Tyler Arnold	g	2-9	1-4	0-0	1	2	3	2	5	0	3	1	26	
04	Jalan Brown	g	1-1	0-0	0-0	0	0	0	2	2	0	4	0	20	
10	Jakeem Acres	g	2-5	0-0	1-2	1	4	5	3	5	1	2	1	31	
22	Matt Garriga	g	5-5	4-4	2-3	0	2	2	2	16	1	2	1	23	
25	Cole Robertson	g	1-2	1-1	0-0	0	1	1	0	3	1	0	0	5	
Team						1	0	1							
Totals			23-55	7-21	18-21	9	24	33	23	71	9	22	3	5	

FG % 1st Half: 12-23 52.2% 2nd half: 11-32 34.4% Game: 23-55 41.8% Deadball Rebounds 2
 3FG % 1st Half: 3-8 37.5% 2nd half: 4-13 30.8% Game: 7-21 33.3%
 FT % 1st Half: 3-3 100.0 2nd half: 15-18 83.3% Game: 18-21 85.7%

UTEP 91 • 5-0

#	Player	Total			3-Ptr		Rebounds		PF	TP	A	TO	Bk	Stl	Min
		FG-FGA	FG-FGA	FT-FTA	Off	Def	Off	Def							
04	Eric Vila	f	0-3	0-1	0-0	2	1	3	1	0	2	1	0	2	16
11	Bryson Williams	f	15-17	0-0	3-4	3	8	11	2	33	1	1	2	0	25
00	Souley Boum	g	1-5	0-2	2-2	1	2	3	1	4	2	0	0	1	19
02	Jordan Lathon	g	0-5	0-3	0-0	1	3	4	0	0	1	0	0	14	
24	Daryl Edwards	g	3-6	3-5	2-3	0	2	2	0	11	0	2	0	21	
01	Tyodus Verhoeven	g	2-3	0-0	0-2	0	0	0	1	4	1	0	0	11	
03	Anthony Tarke	g	4-5	1-1	0-0	1	7	8	1	9	0	1	2	18	
05	Deon Stroud	g	2-6	0-3	1-1	1	0	1	2	5	0	0	0	14	
15	Kaden Archie	g	2-6	0-3	3-3	0	0	0	2	7	1	2	0	24	
23	Nigel Hawkins	g	4-8	1-2	3-4	1	1	2	3	12	8	0	0	26	
32	Efe Odigie	g	1-1	0-0	4-6	1	0	1	1	6	1	3	0	12	
Team						0	0	0							
Totals			34-65	5-20	18-25	11	24	35	14	91	17	10	4	13	

FG % 1st Half: 14-28 50.0% 2nd half: 20-37 54.1% Game: 34-65 52.3% Deadball Rebounds 3
 3FG % 1st Half: 2-9 22.2% 2nd half: 3-11 27.3% Game: 5-20 25.0%
 FT % 1st Half: 6-11 54.5% 2nd half: 12-14 85.7% Game: 18-25 72.0%

Officials: Larry Spaulding, Jeff Malham, Chris Pacsi
 Technical fouls: East Central-None. UTEP-Souley Boum; Jordan Lathon.
 Attendance: 5531

Score by periods	1st	2nd	Total	Points	In	Off	2nd	Fast	Bench
East Central	30	41	71	28	11	11	6	26	43
UTEP	36	55	91	56	37	12	8	23	26

Last FG - ECU 2nd-00:18, UTEP 2nd-01:01. Score tied - 0 times. Lead changed - 0 times.
 Largest lead - ECU None, UTEP by 27 2nd-04:49. Lead changed - 0 times.
 ECU led for 00:00. UTEP led for 39:21. Game was tied for 00:39.

Official Basketball Box Score -- Game Totals -- Final Statistics Arkansas-Pine Bluff vs UTEP 12/07/19 7:00 PM at Don Haskins Center

Arkansas-Pine Bluff 50 • 1-7

#	Player	Total			3-Ptr		Rebounds		PF	TP	A	TO	Bk	Stl	Min
		FG-FGA	FG-FGA	FT-FTA	Off	Def	Off	Def							
02	Marquell Carter	f	8-14	5-7	0-1	2	5	7	1	21	1	4	0	2	38
12	Terrance Banyard	f	1-8	0-3	2-2	0	4	4	3	4	1	4	0	1	27
24	Artavious McDyess	c	1-2	0-0	0-0	1	4	5	3	2	0	2	0	10	
04	Jordan McNair	g	3-5	0-0	2-2	0	0	0	1	8	1	3	0	1	29
23	Dequan Morris	g	1-5	0-1	3-4	0	6	6	1	5	0	2	0	30	
01	Zavian Jackson	g	1-3	0-2	0-0	0	2	2	1	2	0	3	1	0	13
15	Alvin Stredic Jr.	g	0-0	0-0	0-0	0	0	0	3	0	0	0	0	11	
25	Isaiah Haralson	g	2-3	1-1	1-1	1	0	1	1	6	0	2	0	20	
30	Cameron Posey	g	1-1	0-0	0-0	0	0	0	1	2	0	0	0	8	
34	Chris Smith	g	0-1	0-0	0-0	1	0	1	3	0	2	1	0	1	13
35	Kaezron Washington	g	0-0	0-0	0-0	0	0	0	0	0	0	0	0	1	
Team						0	1	1							
Totals			18-42	6-14	8-10	5	22	27	18	50	5	21	1	7	

FG % 1st Half: 12-20 60.0% 2nd half: 6-22 27.3% Game: 18-42 42.9% Deadball Rebounds 0
 3FG % 1st Half: 4-8 50.0% 2nd half: 2-6 33.3% Game: 6-14 42.9%
 FT % 1st Half: 6-8 75.0% 2nd half: 2-2 100.0 Game: 8-10 80.0%

UTEP 59 • 6-1

#	Player	Total			3-Ptr		Rebounds		PF	TP	A	TO	Bk	Stl	Min
		FG-FGA	FG-FGA	FT-FTA	Off	Def	Off	Def							
01	Tyodus Verhoeven	f	1-2	0-0	0-2	2	1	3	1	2	0	0	0	4	19
11	Bryson Williams	f	6-11	0-0	7-7	0	7	7	2	19	3	1	1	3	37
00	Souley Boum	g	2-7	1-6	4-4	0	3	3	0	9	1	3	0	20	
02	Jordan Lathon	g	0-2	0-2	0-0	0	3	3	0	4	1	0	0	23	
24	Daryl Edwards	g	1-7	1-6	2-2	1	3	4	1	5	2	0	0	38	
04	Eric Vila	g	2-2	0-0	1-2	1	2	3	3	5	3	3	0	1	16
15	Kaden Archie	g	2-5	1-1	0-0	1	1	2	0	5	1	2	0	1	22
23	Nigel Hawkins	g	2-4	1-2	2-2	0	0	0	1	7	3	1	1	2	17
32	Efe Odigie	g	3-4	0-0	1-3	0	0	0	2	7	0	2	0	0	8
Team						0	1	1							
Totals			19-44	4-17	17-22	5	21	26	13	59	17	13	2	12	

FG % 1st Half: 12-24 50.0% 2nd half: 7-20 35.0% Game: 19-44 43.2% Deadball Rebounds 3
 3FG % 1st Half: 2-10 20.0% 2nd half: 2-7 28.6% Game: 4-17 23.5%
 FT % 1st Half: 9-11 81.8% 2nd half: 8-11 72.7% Game: 17-22 77.3%

Officials: Darron George, Rodrick Dixon, Brent Dugas
 Technical fouls: Arkansas-Pine Bluff-None. UTEP-None.
 Attendance: 4928

Score by periods	1st	2nd	Total	Points	In	Off	2nd	Fast	Bench
Arkansas-Pine Bluff	34	16	50	16	16	5	4	10	24
UTEP	35	24	59	26	18	4	9	24	10

Last FG - UAPB 2nd-03:15, UTEP 2nd-02:13. Score tied - 4 times. Lead changed - 2 times.
 Largest lead - UAPB by 4 1st-10:42, UTEP by 13 1st-04:42. Lead changed - 2 times.
 UAPB led for 04:40. UTEP led for 29:36. Game was tied for 05:43.



Official Basketball Box Score -- Game Totals -- Final Statistics UTEP vs New Mexico St. 12/03/19 7:00 pm at

UTEP 56 • 5-1,0-0 C-USA

#	Player	Total			3-Ptr		Rebounds		PF	TP	A	TO	Bk	Stl	Min
		FG-FGA	FG-FGA	FT-FTA	Off	Def	Off	Def							
04	Eric Vila	f	0-3	0-2	0-0	0	6	6	4	0	2	2	0	1	33
11	Bryson Williams	f	9-13	4-6	5-6	0	9	9	2	27	1	2	1	0	35
00	Souley Boum	g	2-10	1-6	6-6	0	2	2	1	11	3	1	0	2	37
02	Jordan Lathon	g	2-6	0-4	1-1	2	3	5	1	5	2	2	1	1	36
24	Daryl Edwards	g	3-8	1-5	2-2	0	1	1	4	9	0	3	0	0	38
01	Tyodus Verhoeven	g	0-0	0-0	0-0	0	0	0	0	0	0	0	0	0	0
15	Kaden Archie	g	0-1	0-0	0-0	0	0	0	1	0	0	2	0	0	2
23	Nigel Hawkins	g	1-2	0-0	0-0	0	1	1	1	2	1	1	0	1	7
32	Efe Odigie	g	1-3	0-0	0-0	0	1	1	4	2	1	2	0	0	12
Team						1	2	3							
Totals			18-46	6-23	14-15	3	25	28	18	56	10	15	2	5	

FG % 1st Half: 9-22 40.9% 2nd half: 9-24 37.5% Game: 18-46 39.1% Deadball Rebound 1
 3FG % 1st Half: 3-9 33.3% 2nd half: 3-14 21.4% Game: 6-23 26.1%
 FT % 1st Half: 2-2 100.0 2nd half: 12-13 92.3% Game: 14-15 93.3%

New Mexico St. 59 • 5-4,0-0 WAC

#	Player	Total			3-Ptr		Rebounds		PF	TP	A	TO	Bk	Stl	Min
		FG-FGA	FG-FGA	FT-FTA	Off	Def	Off	Def							
13	C.J. Bobbitt	f	4-8	2-4	4-4	1	1	2	4	14	1	0	1	1	21
15	Ivan Aurrecoechea	f	3-5	0-0	3-4	2	5	7	2	9	0	1	0	1	22
01	Shunn Buchanan	g	2-3	2-2	0-0	0	3	3	1	6	1	4	0	0	22
03	Terrell Brown	g	1-5	1-3	0-1	1	2	3	3	3	1	0	0	1	31
21	Trevelin Queen	g	1-8	0-3	0-1	2	4	6	1	2	4	4	0	1	33
10	Jabari Rice	g	4-11	0-3	2-3	1	4	5	1	10	1	1	0	2	27
24	William McNair	g													

2019-20 BOX SCORES

UC Irvine vs UTEP 12/17/19 7 p.m. MT at Don Haskins Center [El Paso, Texas]

UC Irvine 61 • 7-6

#	Player	Total			3-Ptr			Rebounds			PF	TP	A	TO	Blk	Stl	Min
		FG	FGA	FT	FTA	FG	FGA	FT	FTA	Off							
11	Edgar Jr., John	f	3-6	0-1	0-0	2	1	3	2	6	3	1	0	1	26		
42	Rutherford, Tommy	f	3-7	0-0	2-2	2	3	5	5	8	0	4	0	0	21		
55	Greene, Brad	c	3-7	0-0	0-0	1	8	9	5	6	1	2	2	0	23		
14	Leonard, Evan	g	1-6	1-6	1-3	0	3	3	5	4	0	2	1	0	19		
24	Worku, Eyassu	g	7-15	3-8	2-2	2	2	4	0	19	2	2	0	0	34		
01	Cole, Devin		0-0	0-0	0-0	0	0	0	0	0	0	0	0	0	4		
02	Hohn, Justin		0-0	0-0	0-0	1	0	1	0	0	0	0	0	0	0		
04	Krause, Aiden		1-1	0-0	0-0	1	4	5	0	2	0	1	0	0	11		
05	Lee, Isaiah		0-1	0-1	2-2	1	2	3	0	2	4	1	0	0	19		
10	Ujadughele, Ofure		0-0	0-0	0-0	0	0	0	0	0	0	0	0	0	0+		
13	Johnson, Austin		0-0	0-0	2-2	2	1	3	4	2	0	3	0	0	15		
15	Artest, Jeron		1-1	1-1	0-0	0	1	1	2	3	0	2	0	0	7		
40	Welp, Collin		4-10	1-4	0-0	0	3	3	2	9	0	4	0	1	21		
Team						3	1	4									
Totals			23-54	6-21	9-11	15	29	44	25	61	10	22	3	2	200		

FG % 1st Half: 12-24 50.0% 2nd half: 11-30 36.7% Game: 23-54 42.6%
 3FG % 1st Half: 3-9 33.3% 2nd half: 3-12 25.0% Game: 6-21 28.6%
 FT % 1st Half: 3-4 75.0% 2nd half: 6-7 85.7% Game: 9-11 81.8%

UTEP 67 • 8-1

#	Player	Total			3-Ptr			Rebounds			PF	TP	A	TO	Blk	Stl	Min
		FG	FGA	FT	FTA	FG	FGA	FT	FTA	Off							
01	Tyodus Verhoeven	f	0-2	0-0	1-2	2	3	5	4	1	0	0	2	0	27		
11	Bryson Williams	f	5-13	1-2	11-14	0	3	3	4	22	2	1	0	0	30		
00	Souley Boum	g	3-7	2-4	3-4	1	1	2	2	11	1	2	0	2	33		
02	Jordan Lathon	g	3-9	2-5	5-6	1	4	5	0	13	6	1	0	2	35		
24	Daryl Edwards	g	2-6	0-2	4-4	1	3	4	1	8	1	4	0	0	36		
04	Eric Vila		0-3	0-2	1-2	2	1	3	1	0	0	0	0	1	12		
15	Kaden Archie		0-0	0-0	1-2	1	0	1	0	1	0	1	0	0	7		
23	Nigel Hawkins		0-0	0-0	2-2	0	0	0	2	2	0	0	0	0	9		
32	Efe Odigie		4-11	0-0	0-0	2	2	4	0	8	0	0	0	0	11		
Team						0	0	0									
Totals			17-51	5-15	28-36	10	17	27	16	67	10	9	2	5	200		

FG % 1st Half: 10-26 38.5% 2nd half: 7-25 28.0% Game: 17-51 33.3%
 3FG % 1st Half: 2-5 40.0% 2nd half: 3-10 30.0% Game: 5-15 33.3%
 FT % 1st Half: 8-12 66.7% 2nd half: 20-24 83.3% Game: 28-36 77.8%

Officials: Jeff Wooten, Ryan McDaniel, Randy Richardson
 Technical fouls: UC Irvine-None. UTEP-None.
 Attendance: 6934
 12:09 of 2nd half UC Irvine #14 - Flagrant 1 foul

Score by periods	1st	2nd	Total
UC Irvine	30	31	61
UTEP	30	37	67

Points In Off 2nd Fast Bench
 UC Irvine 18 7 14 4 18 18
 UTEP 14 23 8 4 2 12

UTEP vs Houston 12/19/19 7:00 pm CT at Fertitta Center [Houston, Texas]

UTEP 57 • 8-2,0-0 C-USA

#	Player	Total			3-Ptr			Rebounds			PF	TP	A	TO	Blk	Stl	Min
		FG	FGA	FT	FTA	FG	FGA	FT	FTA	Off							
01	Tyodus Verhoeven	f	0-0	0-0	0-0	0	2	2	0	0	0	0	0	0	0	12	
11	Bryson Williams	f	7-19	3-6	0-0	1	6	7	3	17	1	3	1	0	34		
00	Souley Boum	g	5-10	1-4	2-2	0	3	3	3	13	0	2	0	1	30		
02	Jordan Lathon	g	1-6	1-4	0-0	0	2	2	1	3	1	2	0	0	21		
24	Daryl Edwards	g	2-7	2-5	0-0	1	1	2	3	6	1	3	0	1	34		
03	Anthony Tarke		0-0	0-0	0-0	0	0	0	0	0	0	0	0	0	2		
04	Eric Vila		0-4	0-2	0-0	1	2	3	2	0	0	2	1	0	16		
05	Deon Stroud		1-1	0-0	3-5	0	0	0	0	5	0	1	0	0	2		
15	Kaden Archie		0-1	0-1	0-0	0	0	0	0	0	0	0	1	0	8		
23	Nigel Hawkins		3-8	1-3	2-3	0	3	3	0	9	5	0	0	2	25		
32	Efe Odigie		1-5	0-0	2-4	2	5	7	2	4	0	0	1	0	16		
Team						5	0	5									
Totals			20-61	8-25	9-14	10	24	34	16	57	9	13	4	4	200		

FG % 1st Half: 11-35 31.4% 2nd half: 9-26 34.6% Game: 20-61 32.8%
 3FG % 1st Half: 4-14 28.6% 2nd half: 4-11 36.4% Game: 8-25 32.0%
 FT % 1st Half: 1-3 33.3% 2nd half: 8-11 72.7% Game: 9-14 64.3%

Houston 77 • 7-3,0-0 AAC

#	Player	Total			3-Ptr			Rebounds			PF	TP	A	TO	Blk	Stl	Min
		FG	FGA	FT	FTA	FG	FGA	FT	FTA	Off							
35	Fabian White Jr	f	3-13	0-0	3-5	1	0	1	4	9	2	3	1	2	21		
55	Bryson Williams	f	5-7	0-0	0-0	6	6	12	2	10	0	1	6	1	26		
02	Caleb Mills	g	7-17	2-2	1-2	0	3	3	2	17	1	1	0	0	28		
11	Nate Hinton	g	4-6	3-4	6-10	1	9	10	0	17	1	0	0	1	32		
24	Quentin Grimes	g	2-8	0-2	0-0	1	2	3	3	4	0	4	0	1	22		
00	Marcus Sasser		1-2	0-1	0-0	0	0	0	2	2	2	0	0	0	15		
01	Chris Harris Jr.		1-2	0-0	0-0	4	3	7	1	2	0	1	4	0	12		
03	Dejon Jarreau		3-6	0-1	1-2	0	4	4	2	7	9	2	0	1	22		
04	Justin Gorham		1-3	1-2	2-2	1	4	5	0	5	1	0	0	0	15		
23	Cedrick Alley Jr.		1-1	0-0	0-0	0	1	1	0	2	1	0	0	0	6		
30	Caleb Broodoo		1-1	0-0	0-0	0	0	0	1	2	0	0	0	0	1		
Team						2	1	3									
Totals			29-66	6-12	13-21	16	33	49	17	77	17	12	11	6	200		

FG % 1st Half: 14-29 48.3% 2nd half: 15-37 40.5% Game: 29-66 43.9%
 3FG % 1st Half: 5-7 71.4% 2nd half: 1-5 20.0% Game: 6-12 50.0%
 FT % 1st Half: 4-6 66.7% 2nd half: 9-15 60.0% Game: 13-21 61.9%

Officials: Sean Casady, Ted Valentine, Terry Oglesby
 Technical fouls: UTEP-Souley Boum; TEAM. Houston-None.
 Attendance: 6470
 2019-20 Men's Basketball. Round: 0. Houston vs UTEP. Played at Fertitta Center

Score by periods	1st	2nd	Total
UTEP	27	30	57
Houston	37	40	77

Points In Off 2nd Fast Bench
 UTEP 22 11 4 23 18 18
 Houston 37 40 7 6 17 20

Official Basketball Box Score -- Game Totals -- Final Statistics

UTEP vs Hawaii 12/22/19 6:30 pm at Stan Sheriff Center [Honolulu, Hawaii]

UTEP 63 • 8-3,0-0 C-USA

#	Player	Total			3-Ptr			Rebounds			PF	TP	A	TO	Blk	Stl	Min
		FG	FGA	FT	FTA	FG	FGA	FT	FTA	Off							
01	Tyodus Verhoeven	f	0-1	0-0	0-0	1	2	3	4	0	1	1	1	1	12		
11	Bryson Williams	f	13-26	3-6	4-4	0	5	5	2	33	0	4	1	2	35		
00	Souley Boum	g	4-12	1-5	1-2	0	2	2	2	10	3	2	0	0	34		
02	Jordan Lathon	g	0-1	0-1	0-0	0	6	6	4	0	2	5	0	0	27		
24	Daryl Edwards	g	5-11	2-5	0-0	0	1	1	3	12	2	1	0	1	38		
03	Anthony Tarke		1-2	0-1	0-0	1	1	2	1	2	0	1	0	2	10		
04	Eric Vila		0-2	0-2	2-2	3	5	1	2	1	0	0	0	0	18		
15	Kaden Archie		1-1	0-0	0-0	0	0	0	0	2	0	1	0	1	6		
23	Nigel Hawkins		0-2	0-0	0-0	1	0	1	2	0	1	2	1	1	15		
32	Efe Odigie		1-1	0-0	0-0	0	2	2	2	1	1	0	0	0	5		
Team						1	2	2									
Totals			25-59	6-20	7-8	6	24	30	24	63	11	17	4	8	200		

FG % 1st Half: 15-33 45.5% 2nd half: 10-26 38.5% Game: 25-59 42.4%
 3FG % 1st Half: 2-9 22.2% 2nd half: 4-11 36.4% Game: 6-20 30.0%
 FT % 1st Half: 5-6 83.3% 2nd half: 2-2 100.0% Game: 7-8 87.5%

Hawaii 67 • 8-3,0-0 Big West

#	Player	Total			3-Ptr			Rebounds			PF	TP	A	TO	Blk	Stl	Min
		FG	FGA	FT	FTA	FG	FGA	FT	FTA	Off							
14	Zigmars Raimo	f	4-9	0-1	1-2	2	3	5	1	9	6	3	1	5	36		
32	Samuta Avea	f	5-9	2-4	4-6	0	8	8	2	16	0	2	1	0	38		
44	Dawson Carper	c	1-4	0-0	0-0	1	1	2	1								

2019-20 BOX SCORES

Official Basketball Box Score -- Game Totals -- Final Statistics
Boise St. vs UTEP
12/25/19 10:30 am HT at Stan Sheriff Center [Honolulu, Hawaii]

Boise St. 72 • 8-5, 1-1 Mountain

#	Player	Total			3-Ptr			Rebounds			PF	TP	A	TO	Blk	Stl	Min
		FG-FGA	FG-FGA	FT-FTA	FG-FGA	FG-FGA	FT-FTA	Off	Def	Tot							
24	Abu Kigab	f	5-12	1-4	0-0	4	6	10	1	11	0	2	0	0	0	27	
25	Robin Jorch	c	3-4	0-0	4-5	1	2	3	5	10	0	1	0	0	0	20	
00	Marcus Dickinson	g	1-1	0-0	2-2	0	1	1	0	4	1	2	0	1	0	26	
03	Justinian Jessup	g	3-13	1-8	0-0	0	3	3	1	7	5	0	0	2	34		
21	Derrick Alston	g	8-14	1-5	6-7	1	8	9	1	23	6	5	0	0	37		
11	RayJ Dennis	g	0-1	0-0	0-0	0	1	1	0	0	0	0	0	0	4		
10	Riley Abercrombie	g	0-1	0-1	0-0	0	1	1	0	0	0	0	0	0	12		
12	Max Rice	g	0-0	0-0	0-0	0	1	1	0	0	0	0	0	0	4		
23	RJ Williams	g	3-9	0-0	2-4	6	3	9	0	8	1	0	0	1	16		
34	Alex Hobbs	g	4-5	1-2	0-0	0	2	2	2	9	0	3	0	0	20		
	Team					1	0	1									
	Totals		27-60	4-20	14-18	13	28	41	11	72	13	13	0	4	200		

FG % 1st Half: 11-29 37.9% 2nd half: 16-31 51.6% Game: 27-60 45.0%
 3FG % 1st Half: 2-10 20.0% 2nd half: 2-10 20.0% Game: 4-20 20.0%
 FT % 1st Half: 5-6 83.3% 2nd half: 9-12 75.0% Game: 14-18 77.8%

Deadball Rebounds 2

UTEP 67 • 9-4, 0-0 C-USA

#	Player	Total			3-Ptr			Rebounds			PF	TP	A	TO	Blk	Stl	Min
		FG-FGA	FG-FGA	FT-FTA	FG-FGA	FG-FGA	FT-FTA	Off	Def	Tot							
01	Tyodus Verhoeven	f	0-0	0-0	0-0	0	0	0	1	0	0	0	0	1	9		
11	Bryson Williams	f	3-9	0-1	0-0	0	1	1	3	6	0	3	1	0	23		
00	Souley Boum	g	3-9	2-7	3-3	0	2	4	11	1	3	0	1	0	22		
02	Jordan Lathon	g	4-10	2-4	0-0	0	4	4	2	10	3	0	0	3	30		
24	Daryl Edwards	g	6-9	2-4	0-0	0	1	1	1	14	1	0	0	0	36		
03	Anthony Tarke	g	2-7	0-2	1-2	3	5	8	3	5	1	4	1	1	23		
04	Eric Vila	g	2-3	0-0	0-0	2	3	5	1	4	1	1	0	0	14		
15	Kaden Archie	g	4-5	1-1	2-4	1	1	2	2	11	1	1	0	1	19		
23	Nigel Hawkins	g	0-2	0-1	0-0	0	1	1	0	0	2	1	0	1	10		
32	Efe Odigie	g	3-7	0-0	0-0	0	2	2	3	6	1	0	0	0	14		
	Team					2	2	4									
	Totals		27-61	7-20	6-9	8	22	30	20	67	11	13	2	8	200		

FG % 1st Half: 11-29 37.9% 2nd half: 16-32 50.0% Game: 27-61 44.3%
 3FG % 1st Half: 3-6 50.0% 2nd half: 4-14 28.6% Game: 7-20 35.0%
 FT % 1st Half: 2-4 50.0% 2nd half: 4-5 80.0% Game: 6-9 66.7%

Deadball Rebounds 1

Officials: Todd Apo, Rick Batsell, Larry Spaulding
 Technical fouls: Boise St.-Derrick Alston. UTEP-Jordan Lathon.
 Attendance: 5608
 2019-20 Men's Basketball, Round: 0. Boise St. vs UTEP. Played at Stan Sheriff

Score by periods	1st	2nd	Total
BOISE	29	43	72
UTEP	27	40	67

Last FG - BOISE 2nd-00:25, UTEP 2nd-00:04.
 Largest lead - BOISE by 9 1st-01:39, UTEP by 6 1st-11:44.
 BOISE led for 31:32. UTEP led for 06:04. Game was tied for 02:24.

Official Basketball Box Score -- Game Totals -- Final Statistics
UTEP vs FIU
1/2/20 12:00 pm at Miami, Fla.

UTEP 67 • 9-5, 0-1

#	Player	Total			3-Ptr			Rebounds			PF	TP	A	TO	Blk	Stl	Min
		FG-FGA	FG-FGA	FT-FTA	FG-FGA	FG-FGA	FT-FTA	Off	Def	Tot							
00	Souley Boum	*	2-12	0-6	1-2	3	4	7	2	5	3	0	1	1	38		
03	Anthony Tarke	*	1-7	0-3	0-0	1	7	8	0	2	1	5	1	2	22		
11	Bryson Williams	*	6-9	0-2	0-0	3	6	9	4	12	0	2	0	0	29		
23	Nigel Hawkins	*	2-6	1-2	4-6	1	3	4	3	9	4	2	1	0	34		
24	Daryl Edwards	*	7-11	4-6	2-2	0	0	0	3	20	3	3	0	0	31		
01	Tyodus Verhoeven	*	0-0	0-0	0-0	0	0	0	0	1	0	0	0	1	4		
04	Eric Vila	*	2-3	1-2	0-0	1	5	6	3	5	5	2	0	1	18		
05	Deon Stroud	*	5-10	0-0	0-1	4	0	4	1	10	0	1	1	1	11		
15	Kaden Archie	*	1-1	0-0	0-0	0	1	1	4	2	0	2	0	1	6		
32	Efe Odigie	*	1-3	0-0	0-0	0	2	2	1	2	0	0	0	0	7		
	Team					1	1	2									
	Totals		27-62	6-21	7-11	14	29	43	22	67	16	17	5	6	200		

FG % 1st Half: 12-33 36.4% 2nd half: 15-29 51.7% Game: 27-62 43.5%
 3FG % 1st Half: 2-11 18.2% 2nd half: 4-10 40.0% Game: 6-21 28.6%
 FT % 1st Half: 0-1 0.0% 2nd half: 7-10 70.0% Game: 7-11 63.6%

Deadball Rebounds 0

FIU 69 • 10-4, 1-0

#	Player	Total			3-Ptr			Rebounds			PF	TP	A	TO	Blk	Stl	Min
		FG-FGA	FG-FGA	FT-FTA	FG-FGA	FG-FGA	FT-FTA	Off	Def	Tot							
01	Isaiah Banks	*	4-6	0-1	0-0	1	3	4	3	8	1	2	0	1	30		
03	Trejon Jacob	*	2-6	2-4	2-2	1	6	7	1	8	1	3	0	0	26		
05	Antonio Daye, Jr.	*	2-7	2-5	2-4	0	2	2	4	8	4	6	0	1	32		
34	Osasunwen Osaghae	*	3-6	0-0	3-3	5	7	12	3	9	1	0	4	1	27		
50	Devon Andrews	*	6-18	1-4	3-7	1	2	3	2	16	3	3	0	2	29		
00	Dimon Carrigan	*	2-5	0-0	0-3	3	0	3	0	4	0	0	1	1	16		
02	Blake Furcrn	*	1-2	1-1	0-0	0	0	0	0	3	0	0	0	0	3		
04	Eric Lovett	*	2-4	1-3	1-2	0	4	4	1	6	3	0	0	0	21		
21	Jonathan Nunez	*	0-0	0-0	0-0	0	0	0	0	0	0	0	0	0	1		
55	Cameron Corcoran	*	2-3	2-3	1-2	0	0	0	0	7	2	0	0	2	15		
	Team					1	1	2									
	Totals		24-57	9-21	12-23	12	25	37	14	69	15	14	5	8	200		

FG % 1st Half: 14-30 46.7% 2nd half: 10-27 37.0% Game: 24-57 42.1%
 3FG % 1st Half: 7-13 53.8% 2nd half: 2-8 25.0% Game: 9-21 42.9%
 FT % 1st Half: 1-5 20.0% 2nd half: 11-18 61.1% Game: 12-23 52.2%

Deadball Rebounds 3

Officials: Technical fouls: UTEP-None. FIU-None.
 Attendance: 525

Score by periods	1st	2nd	Total
UTEP	26	41	67
FIU	36	33	69

Last FG - UTEP 2nd-02:38, FIU 2nd-02:12.
 Largest lead - UTEP by 3 2nd-05:19, FIU by 12 1st-07:14.
 UTEP led for 02:10. FIU led for 33:01. Game was tied for 04:12.

Official Basketball Box Score -- Game Totals -- Final Statistics
UTEP vs Florida Atlantic
1/4/20 4 p.m. at Abessino Court at RoofClaim.com Arena

UTEP 56 • 9-6, 0-2 C-USA

#	Player	Total			3-Ptr			Rebounds			PF	TP	A	TO	Blk	Stl	Min
		FG-FGA	FG-FGA	FT-FTA	FG-FGA	FG-FGA	FT-FTA	Off	Def	Tot							
11	Bryson Williams	f	5-11	1-4	2-3	2	8	10	2	13	0	2	0	0	37		
04	Eric Vila	g	0-4	0-3	1-2	1	2	3	1	1	1	0	2	1	18		
15	Kaden Archie	g	3-5	1-2	2-2	1	1	2	2	9	0	1	0	0	27		
23	Nigel Hawkins	g	3-7	0-2	4-6	0	7	7	3	10	2	3	0	0	32		
24	Daryl Edwards	g	1-5	0-3	0-0	1	1	2	1	2	0	1	0	0	29		
00	Souley Boum	g	1-3	0-0	0-0	0	2	2	1	2	1	2	0	0	19		
01	Tyodus Verhoeven	g	0-0	0-0	0-0	0	0	0	2	0	0	0	0	0	4		
03	Anthony Tarke	g	2-3	0-1	0-0	0	3	3	0	4	1	0	0	2	4		
05	Deon Stroud	g	1-1	0-0	0-0	0	0	0	1	2	0	3	1	0	9		
32	Efe Odigie	g	3-5	1-1	6-8	1	4	5	3	13	0	3	1	0	21		
	Team					0	3	3									
	Totals		19-44	3-16	15-21	6	31	37	18	56	5	19	2	4	200		

FG % 1st Half: 11-21 52.4% 2nd half: 8-23 34.8% Game: 19-44 43.2%
 3FG % 1st Half: 2-7 28.6% 2nd half: 1-9 11.1% Game: 3-16 18.8%
 FT % 1st Half: 7-10 70.0% 2nd half: 8-11 72.7% Game: 15-21 71.4%

Deadball Rebounds 2

Florida Atlantic 59 • 10-5, 2-0 C-USA

#	Player	Total			3-Ptr			Rebounds			PF	TP	A	TO	Blk	Stl	Min
		FG-FGA	FG-FGA	FT-FTA	FG-FGA	FG-FGA	FT-FTA	Off	Def	Tot							
15	Ingram, Jaiilyn	f	3-10	0-4	1-2	1	3	4	5	7	0	2	1	1	30		
25	Silins, Karlis	c	4-8	2-2	2-2	1	0	1	2	12	0	1	0	0	23		
00	Taylor, Cornelius	g	2-9	1-6	0-0	2	1	3	4	5	2	5	0	2	25		
02	Winchester, Everett	g	2-6	0-2	2-3	1	2	3	2	6	5	1	1	1	23		
23	Maitre, Richardson	g	3-6	3-5	5-5	1	5	6	1	14	4	0	0	0	29		
01	Niang, Madiaw	g	2-2	0-0	1-1	0	2	2	2	5	0	1	0	0	4		
03																	

2019-20 BOX SCORES

Official Basketball Box Score -- Game Totals -- Final Statistics
LA TECH vs UTEP
01/11/20 7 p.m. MT at Don Haskins Center [El Paso, Texas]

LA TECH 64 • 12-4, 3-1 C-USA

#	Player	Total			3-Ptr			Rebounds			PF	TP	A	TO	Blk	Stl	Min
		FG	FGA	FT	FTA	Off	Def	Total	FG	FGA							
22	Isaiah Crawford	f	2-6	1-3	3-6	0	0	0	8	2	1	0	2	15			
23	Mubarak Muhammed	f	3-6	0-0	2-2	3	10	13	3	8	0	1	1	29			
01	Derric Jean	g	6-8	1-2	0-0	1	4	5	4	13	0	2	0	28			
03	Amorie Archibald	g	4-8	1-3	5-6	1	3	4	3	14	3	1	0	31			
25	DaQuan Bracey	g	5-12	1-4	1-2	0	0	0	1	12	2	0	0	29			
05	Kalob Ledoux	g	2-7	0-4	0-0	0	5	5	1	4	0	1	0	15			
10	Xavier Armstead	g	0-0	0-0	0-0	0	0	0	0	0	0	0	0	1			
11	JaColby Pemberton	g	0-1	0-1	1-2	1	0	1	0	1	0	3	1	9			
24	Cobe Williams	g	0-1	0-1	4-4	0	0	0	2	4	1	0	0	24			
33	Andrew Gordon	g	0-2	0-0	0-0	0	1	1	3	0	0	0	0	9			
35	Oliver Powell	g	0-1	0-0	0-0	0	1	0	0	0	0	0	0	10			
Team			0-1	0-0	0-0	0	0	0	0	0	0	0	0	0			
Totals			22-52	4-18	16-22	1	7	24	31	17	64	8	10	2	8	200	

FG % 1st Half: 13-30 43.3% 2nd half: 9-22 40.9% Game: 22-52 42.3%
 3FG % 1st Half: 3-10 30.0% 2nd half: 1-8 12.5% Game: 4-18 22.2%
 FT % 1st Half: 5-8 62.5% 2nd half: 11-14 78.6% Game: 16-22 72.7%

UTEP 61 • 10-7, 1-3 C-USA

#	Player	Total			3-Ptr			Rebounds			PF	TP	A	TO	Blk	Stl	Min
		FG	FGA	FT	FTA	Off	Def	Total	FG	FGA							
11	Bryson Williams	f	6-11	0-3	5-5	1	4	5	3	17	1	4	3	2	38		
32	Efe Odigie	f	3-3	0-0	2-2	0	3	3	2	8	0	2	0	0	9		
15	Kaden Archie	g	0-1	0-0	2-2	0	2	2	1	2	1	3	1	0	20		
23	Nigel Hawkins	g	1-3	0-2	2-2	0	0	0	4	1	1	0	0	15			
24	Daryl Edwards	g	3-7	3-7	0-0	0	3	3	9	3	2	0	0	35			
00	Souley Boum	g	2-9	2-5	6-8	0	1	1	3	12	1	0	0	1	30		
02	Jordan Lathon	g	0-5	0-3	3-4	2	7	9	1	3	2	0	0	25			
04	Eric Vila	g	2-6	2-5	0-0	1	6	7	2	6	2	3	0	1	28		
Team			2	1	3	1											
Totals			17-45	7-25	20-23	6	27	33	16	61	11	17	4	4	200		

FG % 1st Half: 8-22 36.4% 2nd half: 9-23 39.1% Game: 17-45 37.8%
 3FG % 1st Half: 2-9 22.2% 2nd half: 5-16 31.3% Game: 7-25 28.0%
 FT % 1st Half: 10-12 83.3% 2nd half: 10-11 90.9% Game: 20-23 87.0%

Officials: John St. Clair, Ryan McCarty, Danny Chance
 Technical fouls: LA TECH-None. UTEP-TEAM.
 Attendance: 5731
 2nd half @ 10:12 Technical Foul UTEP Head Coach

Score by periods	1st	2nd	Total
LA TECH	34	30	64
UTEP	28	33	61

Last FG - TECH 2nd-00:20, UTEP 2nd-04:54.
 Largest lead - TECH by 10 2nd-19:13, UTEP by 7 2nd-10:59.
 TECH led for 26:37. UTEP led for 11:46. Game was tied for 01:37.

Official Basketball Box Score -- Game Totals -- Final Statistics
UTSA vs UTEP
01/15/20 7 p.m. MT at Don Haskins Center [El Paso, Texas]

UTSA 77 • 8-10, 2-3 C-USA

#	Player	Total			3-Ptr			Rebounds			PF	TP	A	TO	Blk	Stl	Min
		FG	FGA	FT	FTA	Off	Def	Total	FG	FGA							
03	FROHNEN, Byron	f	1-6	0-0	0-0	2	6	8	3	2	3	1	0	1	37		
44	BARISIC, Luka	f	5-12	2-7	0-0	1	2	3	3	12	1	3	1	2	33		
02	JACKSON, Jhivvan	g	10-26	3-10	6-7	3	10	13	2	29	2	2	0	0	42		
10	CZUMBEL, Erik	g	0-0	0-0	0-0	0	1	1	4	0	1	1	0	23			
22	WALLACE, Keaton	g	10-18	3-8	3-3	1	4	5	3	26	4	4	0	1	42		
05	WHITESIDE, Makani	g	0-1	0-0	0-0	0	0	0	1	0	0	0	0	2			
21	HELLUMS, Knox	g	2-2	0-0	0-0	1	2	3	0	4	0	1	0	25			
23	BIOR, Atem	g	0-1	0-0	0-0	0	0	0	3	0	1	1	1	13			
24	GERMANY, Jacob	g	2-2	0-0	0-0	0	3	3	0	4	0	0	0	8			
Team			1	2	3												
Totals			30-68	8-25	9-10	9	30	39	19	77	12	13	2	5	225		

FG % 1st Half: 18-37 48.6% 2nd half: 9-23 39.1% OT: 3-8 37.5% Game: 30-68 44.1%
 3FG % 1st Half: 5-13 38.5% 2nd half: 2-8 25.0% OT: 1-4 25.0% Game: 8-25 32.0%
 FT % 1st Half: 1-1 100.0 2nd half: 6-7 85.7% OT: 2-2 100.0 Game: 9-10 90.0%

UTEP 80 • 11-7, 2-3 C-USA

#	Player	Total			3-Ptr			Rebounds			PF	TP	A	TO	Blk	Stl	Min
		FG	FGA	FT	FTA	Off	Def	Total	FG	FGA							
11	Bryson Williams	f	13-24	2-6	6-6	1	9	10	3	34	0	6	0	2	42		
32	Efe Odigie	f	1-1	0-0	0-0	0	3	3	0	2	1	2	0	0	9		
15	Kaden Archie	g	2-3	1-2	0-0	1	0	1	1	5	3	1	0	10			
23	Nigel Hawkins	g	1-6	0-2	5-5	2	6	8	3	7	2	3	0	1	36		
24	Daryl Edwards	g	6-12	5-8	1-2	0	2	2	3	18	3	0	1	1	42		
00	Souley Boum	g	2-10	1-8	2-2	0	1	1	1	7	4	0	0	34			
01	Tyodus Verhoeven	g	0-0	0-0	1-2	1	0	1	0	1	0	0	0	8			
02	Jordan Lathon	g	0-0	0-0	0-0	0	0	0	0	0	0	0	0	9			
04	Eric Vila	g	2-7	1-5	1-1	2	5	7	2	6	6	1	1	1	31		
05	Deon Stroud	g	0-3	0-2	0-0	1	1	1	0	0	0	0	0	4			
Team			2	3	5												
Totals			27-66	10-33	16-18	10	29	39	13	80	19	13	2	5	225		

FG % 1st Half: 9-28 32.1% 2nd half: 14-31 45.2% OT: 4-7 57.1% Game: 27-66 40.9%
 3FG % 1st Half: 5-16 31.3% 2nd half: 4-15 26.7% OT: 1-2 50.0% Game: 10-33 30.3%
 FT % 1st Half: 5-6 83.3% 2nd half: 8-8 100.0 OT: 3-4 75.0% Game: 16-18 88.9%

Officials: Antinio Pettey, Darron George, Kerby Siltton
 Technical fouls: UTSA-None. UTEP-None.
 Attendance: 4442

Score by periods	1st	2nd	OT	Total
UTSA	42	26	9	77
UTEP	28	40	12	80

Last FG - UTSA OT-00:42, UTEP OT-01:27.
 Largest lead - UTSA by 24 2nd-14:43, UTEP by 5 OT-00:50.
 UTSA led for 34:07. UTEP led for 06:51. Game was tied for 04:02.

Official Basketball Box Score -- Game Totals -- Final Statistics
UTEP vs UTSA
01/18/20 3:00 pm at San Antonio, TX

UTEP 70 • 11-8,2-4 C-USA

#	Player	Total			3-Ptr			Rebounds			PF	TP	A	TO	Blk	Stl	Min
		FG	FGA	FT	FTA	Off	Def	Total	FG	FGA							
04	Eric Vila	f	1-4	1-4	1-2	1	5	6	4	4	1	1	1	0	23		
11	Bryson Williams	f	9-17	1-3	2-4	3	4	7	5	21	0	1	2	0	34		
15	Kaden Archie	g	2-5	2-4	0-0	1	0	1	3	6	0	3	0	2	15		
23	Nigel Hawkins	g	2-7	0-2	1-2	0	2	2	3	5	1	1	0	1	19		
24	Daryl Edwards	g	1-10	1-7	0-0	0	2	2	3	5	2	1	0	37			
00	Souley Boum	g	4-14	1-8	9-10	1	1	2	1	18	1	1	0	2	31		
01	Tyodus Verhoeven	g	2-2	0-0	0-0	0	3	3	1	4	0	0	0	1	10		
02	Jordan Lathon	g	0-3	0-3	1-2	0	2	2	0	1	2	1	0	0	8		
05	Deon Stroud	g	1-2	0-1	0-0	0	1	1	3	2	0	0	0	9			
32	Efe Odigie	g	3-6	0-0	0-0	0	5	5	2	6	0	1	0	2	14		
Team			0	1	1												
Totals			25-70	6-32	14-20	6	26	32	24	70	10	11	4	8	200		

FG % 1st Half: 12-34 35.3% 2nd half: 13-36 36.1% Game: 25-70 35.7%
 3FG % 1st Half: 4-15 26.7% 2nd half: 2-17 11.8% Game: 6-32 18.8%
 FT % 1st Half: 3-8 37.5% 2nd half: 11-12 91.7% Game: 14-20 70.0%

UTSA 86 • 9-10,3-3 C-USA

#	Player	Total			3-Ptr			Rebounds			PF	TP	A	TO	Blk	Stl	Min
		FG	FGA	FT	FTA	Off	Def	Total	FG	FGA							
03	FROHNEN, Byron	f	1-4	0-0	0-0	2	5	7	2	2	0	1	0	0	20		
44	BARISIC, Luka	f	4-7	0-2	1-1	2	0	2	2	9	1	2	0	0	18		
02	JACKSON, Jhivvan	g	5-14	1-4	12-12	0	7	7	3	23	5	4	0	0	36		
10	CZUMBEL, Erik	g	0-2	0-1	0-0	0	2	2	4	0	1	1	0	1	15		
22	WALLACE, Keaton	g	8-18	3-11	2-4	1	7	8	3	21	3	3	0	2	37		
05	WHITESIDE, Makani	g	1-2	1-1	2-2	1	4	5	2	5	0	0	0	0	15		
21	HELLUMS, Knox	g	0-1	0-0	4-4	0	3	3	0	4	1	0	0	0	18		
23	BIOR, Atem	g	6-8														

THE LAST TIME IT HAPPENED ...

TEAM

65 PERCENT SHOOTING BY A TEAM

UTEP: at FIU (.673, 35-52), 2-25-17
Opponent: at UCF (.702, 40-57), 1-23-08

60 PERCENT SHOOTING BY A TEAM

UTEP: at FIU (.673, 35-52), 2-25-17
Opponent: Southern Miss (.603, 35-58), 1-4-18

LESS THAN 30 PERCENT SHOOTING BY A TEAM

UTEP: at Old Dominion (.275, 14-51), 2-17-18
Opponent: Southern Miss (.296, 16-54), 2-24-18

60 PERCENT THREE-POINT SHOOTING BY A TEAM (minimum 10 attempts)

UTEP: at LA Tech (.636, 14-22), 1-6-18
Opponent: Wake Forest (.619, 13-21), 11-17-16

100 PERCENT FREE THROW SHOOTING BY A TEAM (minimum 10 attempts)

UTEP: at Boise State (10-10), 1-1-05
Opponent: Southern Illinois (9-9), 11-27-15

45 MADE FIELD GOALS IN A GAME

UTEP: vs. Illinois Tech (46), 12-22-79

60 REBOUNDS IN A GAME

UTEP: vs. Houston Baptist (61), 11-30-91
Opponent: Colorado State (73), 11-28-15

25 ASSISTS IN A GAME

UTEP: vs. LA College (29), 11-12-16
Opponent: at UCF (25), 1-23-08

10 BLOCKED SHOTS IN A GAME

UTEP: vs. FIU (10), 3-12-15
Opponent: Houston (11), 12-19-19

15 STEALS IN A GAME

UTEP: vs. Norfolk State (18), 12-28-09
Opponent: Vanderbilt (15), 11-25-12

25 TURNOVERS IN A GAME

UTEP: at New Mexico State (27), 12-9-06
Opponent: Incarnate Word (25), 12-19-17

+20 REBOUND MARGIN

UTEP: vs. ENMU (46-23), 11-15-19
Opponent: North Dakota State (50-30), 12-22-17

SCORED 100 POINTS

UTEP: vs. Louisiana College (100), 11-10-17
Opponent: Wake Forest (101), 11-17-16

SEVEN PLAYERS IN DOUBLE FIGURES

UTEP: vs. Arkansas-Pine Bluff, 12-22-03

SIX PLAYERS IN DOUBLE FIGURES

UTEP: vs. Louisiana College, 11-10-17
Opponent: UAB, 1-25-18

FIVE STARTERS IN DOUBLE FIGURES

UTEP: at New Mexico, 11-24-18
Opponent: LA Tech, 1-6-18

70 PERCENT SHOOTING IN A HALF

UTEP: vs. Rice (.714, 20-28), second half, 12-30-17
Opponent: Southern Miss (.741, 20-27), 2nd half, 1-4-18

65 PERCENT SHOOTING IN A HALF

UTEP: vs. UTPB (.652, 15-23), second half, 11-6-18
Opponent: LA Tech (.696, 16-23), 2nd half, 1-6-18

70 POINTS IN A HALF

UTEP: vs. New Mexico Highlands (78), 2nd half, 12-30-00

60 POINTS IN A HALF

UTEP: vs. Marshall (65), second half, 1-4-16
Opponent: Wake Forest (63), first half, 11-17-16

INDIVIDUAL

40-POINT SCORER

UTEP: Randy Culpepper vs. East Carolina (45), 2-13-10
Opponent: Jon Elmore, at Marshall (44), 1-31-19

30-POINT SCORER

UTEP: Bryson Williams vs. UTSA (34), 1-15-20
Opponent: Gian Clavell, Colorado State (35), 11-28-15

THREE PLAYERS WITH 20 POINTS IN A GAME

UTEP: vs. Fresno State (Roy Smallwood 25, Jarvis Mullahon 23, Brandon Wolfram 23), 2-12-00
Opponent: Marshall (James Kelly 26, Jon Elmore 21, Ryan Taylor 20), 1-4-16

A PLAYER MADE 15 FIELD GOALS

UTEP: Bryson Williams vs. East Central (33), 11-27-19
Opponent: Trey Johnson, Jackson State (15), 12-22-06

A PLAYER MADE FIVE THREE-POINT FIELD GOALS

UTEP: Daryl Edwards vs. UTSA (5), 1-15-20
Opponent: Austin Ajukwa, Charlotte (5), 2-15-18

A PLAYER MADE 15 FREE THROWS

UTEP: Stefon Jackson vs. Marshall (20), 2-14-09
Opponent: Jontae Sherrod, East Carolina (15), 2-23-11

A PLAYER HAD 20 REBOUNDS

UTEP: Efe Odigie at Marshall (20), 1-31-19
Opponent: Pascal Siakam, NM State (23), 12-2-15

A PLAYER HAD 15 REBOUNDS

UTEP: Jordan Lathon vs. Rice (18), 2-23-19
Opponent: Ronald Delph, Florida Atlantic (17), 1-11-18

TWO PLAYERS HAD DOUBLE-DOUBLES IN A GAME

UTEP: Evan Gilyard (29 points-11 rebounds) and Efe Odigie (14 points-17 rebounds) vs. ENMU, 11-19-18
Opponent: Brison Gresham (10 points-12 rebounds) and Nate Hinton (17 points-10 rebounds), at Houston, 12-17-19

A PLAYER HAD A DOUBLE-DOUBLE (POINTS-REBOUNDS)

UTEP: Bryson Williams vs. UTSA (34 points-10 rebounds), 1-15-20
Opponent: Jhivvan Jackson, UTSA (29 points-13 rebounds), 1-15-20

A PLAYER HAD A DOUBLE-DOUBLE (POINTS-ASSISTS)

UTEP: Dominic Artis vs. Southern Miss (20 points-10 assists), 2-11-17
Opponent: Cameron Payne, Murray State (14 points-10 assists), 3-17-15

A PLAYER HAD A TRIPLE-DOUBLE (POINTS-REBOUNDS-ASSISTS)

UTEP: Jason Williams vs. Lipscomb (17 points-11 rebounds-10 assists), 3-14-06

A PLAYER HAD 10 ASSISTS IN A GAME

UTEP: Dominic Artis vs. Southern Miss (10), 2-11-17
Opponent: DaQuan Bracey, LA Tech (10), 2-9-17

A PLAYER LED THE TEAM IN SCORING, REBOUNDING AND ASSISTS IN THE SAME GAME

UTEP: Keith Frazier vs. North Dakota State (18 points-10 rebounds-three assists), 12-22-17
Opponent: Jon Elmore, Marshall (22 points-seven rebounds-five assists), 2-3-18

A PLAYER HAD FIVE STEALS IN A GAME

UTEP: Nigel Hawkins vs. East Central (6), 11-27-19
Opponent: Jarrod West, Marshall (8), 1-31-19

A PLAYER HAD FIVE BLOCKED SHOTS IN A GAME

UTEP: Matt Willms vs. Boise State (5), 11-16-17
Opponent: Jannson Williams, Marshall (8), 1-31-19

2019-20 UTEP ATTENDANCE

SITE	GAMES	TOTAL	AVG./GAME
Home	11	61,535	5,594
Away	7	24,254	3,465
Neutral	2	11,365	5,682.5
TOTAL	20	97,154	4,857.7

UTEP BY THE NUMBERS

Total games	2,480 (1,405-1,075)
Seasons of men's basketball	99th
Conference championships	12 (last in 2010)
NCAA Tournament appearances	17 (last in 2010)
NIT appearances	11 (last in 2015)
20-win seasons	26 (last in 2015)
Overtime games	108 (64-44)
UTEP 100-point games	31 (29-2)



CHARTING THE MINERS

CHARGES DRAWN

Eric Vila	4
Nigel Hawkins	4
Bryson Williams	3
Tydus Verhoeven	2
Kaden Archie	2
Souley Boum	1
Efe Odigie	1
UTEP	17

CONSECUTIVE GAMES SCORED

Souley Boum	20
Daryl Edwards	20
Bryson Williams	20
Kaden Archie	10
Nigel Hawkins	7
Anthony Tarke	5
Efe Odigie	3
Deon Stroud	2

CONSECUTIVE GAMES SCORING IN DOUBLE FIGURES

Souley Boum	2
-------------	---

CONSECUTIVE GAMES WITH A 3-POINTER

Souley Boum	5
Daryl Edwards	5

DOUBLE DOUBLES

PLAYER	SEASON	CAREER
Efe Odigie	0	11
Bryson Williams	4	4
Jordan Lathon	0	2
Eric Vila	1	1

TRIPLE DOUBLES

PLAYER	SEASON	CAREER
None		

DOUBLE FIGURE REBOUNDING GAMES

PLAYER	SEASON	CAREER
Efe Odigie	14	14
Jordan Lathon	0	3
Bryson Williams	4	4
Eric Vila	3	3
Nigel Hawkins	0	1

DOUBLE FIGURE SCORING GAMES

PLAYER	SEASON	CAREER
Efe Odigie	4	22
Nigel Hawkins	2	19
Bryson Williams	17	17
Jordan Lathon	4	16
Souley Boum	13	13
Daryl Edwards	8	8
Deon Stroud	2	2
Kaden Archie	2	2
Eric Vila	1	1

DUNKS

PLAYER	UTEP	OPP.	MARGIN
Bryson Williams	17		
Anthony Tarke	4		
Nigel Hawkins	3		
Deon Stoud	3		
Jordan Lathon	2		
Eric Vila	2		
Efe Odigie	2		
Tydus Verhoeven	2		
Isaiah Rhyanes	1		
UTEP	36		

FAST BREAK POINTS

OPPONENT	UTEP	OPP.	MARGIN
NMHU	12	4	+8
NM State	2	4	-2
ENMU	7	2	+5
UNM	6	6	0
ECU	8	6	+2
at NM State	6	3	+3
Arkansas-Pine Bluff	9	4	+5
North Carolina A&T	4	12	-8
UC Irvine	2	4	-2
at Houston	4	6	-2
at Hawai'i	21	6	+15
vs. Ball State	5	14	-9
vs. Boise State	7	3	+4
at FIU	12	4	+8
at Florida Atlantic	4	7	-3
Southern Miss	10	12	-2
LA Tech	2	12	-10
UTSA	7	7	-
at UTSA	19	21	-2
at Rice	12	2	+10
TOTALS	159	139	+20

POINTS IN THE PAINT

OPPONENT	UTEP	OPP.	MARGIN
NMHU	36	16	+20
NM State	34	28	+6
ENMU	36	24	+12
New Mexico	24	24	0
ECU	56	28	+28
at NM State	22	32	-10
Arkansas-Pine Bluff	26	16	+10
North Carolina A&T	16	26	-10
UC Irvine	14	18	-4
at Houston	22	34	-12
at Hawai'i	20	30	-10
vs. Ball State	38	34	+4
vs. Boise State	32	44	-12
at FIU	34	30	+4
at Florida Atlantic	22	26	-4
Southern Miss	28	20	+8
LA Tech	20	28	-8
UTSA	26	28	-2
at UTSA	32	34	-2
at Rice	26	20	+6
TOTALS	564	540	+24

POINTS OFF TURNOVERS

OPPONENT	UTEP	OPP.	MARGIN
NMHU	16	14	+2
NM State	22	9	+13
ENMU	14	15	-1
New Mexico	21	26	-5
ECU	37	11	+26
at NM State	14	14	0
Arkansas-Pine Bluff	18	16	+2
North Carolina A&T	8	16	-8
UC Irvine	23	7	+16
at Houston	11	6	+5
at Hawai'i	16	12	+4
vs. Ball State	18	21	-3
vs. Boise State	17	14	+3
at FIU	17	13	+4
at Florida Atlantic	11	18	-7
Southern Miss	9	13	-4
LA Tech	10	24	-14
UTSA	18	13	+5
at UTSA	13	10	+3
at Rice	3	6	-3
TOTALS	316	278	+38

SECOND CHANCE POINTS

OPPONENT	UTEP	OPP.	MARGIN
NMHU	7	3	+4
NM State	10	15	-5
ENMU	10	2	+8
New Mexico	11	14	-3
ECU	12	11	+1
at NM State	6	8	-2
Arkansas-Pine Bluff	4	5	-1
North Carolina A&T	7	9	-2
UC Irvine	8	14	-6
at Houston	4	8	-4
at Hawai'i	5	7	-2
vs. Ball State	18	2	+16
vs. Boise State	5	17	-12
at FIU	14	14	-
at Florida Atlantic	2	2	-
Southern Miss	11	9	+2
LA Tech	7	4	+3
UTSA	4	8	-4
at UTSA	9	11	-2
at Rice	5	3	+2
TOTALS	159	166	-7

THREE-POINT PLAYS (FG+FT)

Bryson Williams	8
Jordan Lathon	2
Kaden Archie	2
Deon Stroud	3
Souley Boum	2
Nigel Hawkins	2
Daryl Edwards	2
Tydus Verhoeven	1
UTEP	22

FOUR-POINT PLAYS

Souley Boum	1
UTEP	1



CHARTING THE MINERS

TIMES LED UTEP IN ASSISTS

PLAYER	SEASON	CAREER
Jordan Lathon	6	19
Nigel Hawkins	5	13
Daryl Edwards	5	5
Souley Boum	3	3
Eric Vila	4	4
Efe Odigie	1	2
Kaden Archie	1	1
Bryson Williams	1	1

TIMES LED UTEP IN REBOUNDING

PLAYER	SEASON	CAREER
Bryson Williams	11	11
Efe Odigie	3	20
Anthony Tarke	3	3
Eric Vila	3	3
Jordan Lathon	3	8
Nigel Hawkins	0	3
Tydus Verhoeven	1	1

TIMES LED UTEP IN SCORING

PLAYER	SEASON	CAREER
Bryson Williams	12	12
Efe Odigie	2	7
Daryl Edwards	3	3
Deon Stroud	1	1
Nigel Hawkins	0	9
Jordan Lathon	0	4
Souley Boum	3	3

20-POINT GAMES

PLAYER	SEASON	CAREER
Bryson Williams	6	6
Efe Odigie	1	4
Jordan Lathon	0	2
Nigel Hawkins	0	4
Souley Boum	3	3
Daryl Edwards	2	2

30-POINT GAMES

PLAYER	SEASON	CAREER
Bryson Williams	3	3
Jordan Lathon	0	1



MISCELLANEOUS STATISTICS

STARTING LINEUPS

OPPONENT	PG	G	G	SF	PF
NHHU	Lathon	Edwards	Boum	Vila	Williams
NM State	Lathon	Edwards	Boum	Vila	Williams
ENMU	Lathon	Edwards	Boum	Vila	Williams
New Mexico	Lathon	Edwards	Boum	Vila	Williams
ECU	Lathon	Edwards	Boum	Vila	Williams
at NM State	Lathon	Edwards	Boum	Vila	Williams
Arkansas-Pine Bluff	Lathon	Edwards	Boum	Verhoeven	Williams
North Carolina A&T	Lathon	Edwards	Boum	Verhoeven	Williams
UC Irvine	Lathon	Edwards	Boum	Verhoeven	Williams
at Houston	Lathon	Edwards	Boum	Verhoeven	Williams
at Hawai'i	Lathon	Edwards	Boum	Verhoeven	Williams
vs. Ball State	Lathon	Edwards	Boum	Verhoeven	Williams
vs. Boise State	Lathon	Edwards	Boum	Verhoeven	Williams
at FIU	Hawkins	Edwards	Boum	Tarke	Williams
at Florida Atlantic	Hawkins	Edwards	Archie	Vila	Williams
Southern Miss	Hawkins	Edwards	Archie	Williams	Odigie
LA Tech	Hawkins	Edwards	Archie	Williams	Odigie
UTSA	Hawkins	Edwards	Archie	Williams	Odigie
at UTSA	Hawkins	Edwards	Archie	Vila	Williams
at Rice	Hawkins	Edwards	Archie	Vila	Williams

STARTING LINEUP RECORDS (SORTED BY WIN PERCENTAGE)

Vila (sf) - Williams (pf) - Boum (g) - Edwards (g) - Lathon (g)	5-1
Verhoeven (sf) - Williams (pf) - Boum (g) - Edwards (g) - Lathon (g)	4-3
Tarke (sf) - Williams (pf) - Boum (g) - Edwards (g) - Hawkins (g)	0-1
Vila (sf) - Williams (pf) - Archie (g) - Edwards (g) - Hawkins (g)	1-2
Williams (sf) - Odigie (pf) - Archie (g) - Edwards (g) - Hawkins (g)	2-1

^ STARTED AS A THIRD FORWARD

* STARTED AS A THIRD GUARD

STARTED AS A FOURTH GUARD

UTEP BENCH SCORING

PLAYER	GAMES OFF BENCH	POINTS SCORED	AVG.
Efe Odigie	16	112	7.0
Deon Stroud	13	49	3.8
Anthony Tarke	9	31	3.4
Nigel Hawkins	12	46	3.8
Kaden Archie	10	41	4.1
Tyodus Verhoeven	9	19	2.1
Isaiah Rhyanes	1	2	2.0
Souley Boum	6	92	15.3
Eric Vila	10	37	3.7
Jordan Lathon	5	4	0.8
TOTALS	20	433	21.7
OPPONENTS	20	351	17.6

CRUNCH TIME FREE THROWS (FREE THROWS SHOT IN THE FINAL THREE MINUTES OF REGULATION AND OVERTIME OF GAMES DECIDED BY LESS THAN 10 POINTS)

PLAYER	FT-FTA	PCT
Souley Boum	13-14	.929
Daryl Edwards	7-10	.700
Jordan Lathon	2-3	.667
Bryson Williams	10-12	.833
Kaden Archie	3-4	.750
Nigel Hawkins	4-6	.667
Efe Odigie	1-2	.500
TEAM	42-53	.792
OPPONENTS	42-53	.792

MINERS IN DOUBLE FIGURES UTEP'S RECORD WHEN EACH OF THE FOLLOWING PLAYERS SCORE IN DOUBLE FIGURES:

PLAYER	RECORD
Souley Boum	7-6
Bryson Williams	10-7
Efe Odigie	3-1
Daryl Edwards	5-3
Nigel Hawkins	1-1
Jordan Lathon	3-1
Eric Vila	1-0
Deon Stroud	1-1
Kaden Archie	1-1

RECORD WHEN . . .

Seven players score in DF	0-0
Six players score in DF	0-0
Five players score in DF	1-0
Four players score in DF	1-1
Three players score in DF	4-3
Two players score in DF	5-4
One player scores in DF	1-0
No players score in DF	0-0

SCORING BREAKDOWN

PLAYER	1ST	2ND	OT	TOTAL
Kaden Archie	33	43	-	76
Souley Boum	101	141	2	244
Ountae Campbell	-	-	-	-
Daryl Edwards	84	119	4	207
Nigel Hawkins	52	43	-	95
Jordan Lathon	38	45	-	83
Aneius Medrano	-	-	-	-
Efe Odigie	62	60	-	122
Isaiah Rhyanes	-	2	-	2
Deon Stroud	36	13	-	49
Anthony Tarke	22	11	-	33
Tyodus Verhoeven	14	13	-	27
Eric Vila	37	32	2	71
Bryson Williams	154	213	4	371
Jules Williamson	-	-	-	-
TOTALS	633	735	12	1380

